

Fast Inference in Sparse Coding Algorithms with Applications to Object Recognition

Koray Kavukcuoglu Marc'Aurelio Ranzato Yann LeCun

Department of Computer Science
Courant Institute of Mathematical Sciences
New York University, New York, NY 10003
{koray,ranzato,yann}@cs.nyu.edu

December 4, 2008

Computational and Biological Learning Laboratory
Technical Report
CBL-TR-2008-12-01[†]

Abstract

Adaptive sparse coding methods learn a possibly overcomplete set of basis functions, such that natural image patches can be reconstructed by linearly combining a small subset of these bases. The applicability of these methods to visual object recognition tasks has been limited because of the prohibitive cost of the optimization algorithms required to compute the sparse representation. In this work we propose a simple and efficient algorithm to learn basis functions. After training, this model also provides a fast and smooth approximator to the optimal representation, achieving even better accuracy than exact sparse coding algorithms on visual object recognition tasks.

1 Introduction

Object recognition is one of the most challenging tasks in computer vision. Most methods for visual recognition rely on handcrafted features to represent images. It has been shown that making these representations adaptive to image data can improve performance on vision tasks as demonstrated in [1] in a supervised

[†]Presented at OPT 2008 Optimization for Machine Learning Workshop, Neural Information Processing Systems, 2008

learning framework and in [2, 3] using unsupervised learning. In particular, learning sparse representations can be advantageous since features are more likely to be linearly separable in a high-dimensional space and they are more robust to noise. Many sparse coding algorithms have been shown to learn good local feature extractors for natural images [4, 5, 6, 7, 8]. However, application of these methods to vision problems has been limited due to prohibitive cost of calculating sparse representations for a given image [6].

In this work, we propose an algorithm named Predictive Sparse Decomposition (PSD) that can simultaneously learn an overcomplete linear basis set, and produce a smooth and easy-to-compute approximator that predicts the optimal sparse representation. Experiments demonstrate that the predictor is over 100 times faster than the fastest sparse optimization algorithm, and yet produces features that yield better recognition accuracy on visual object recognition tasks than the optimal representations produced through optimization.

1.1 Sparse Coding Algorithms

Finding a representation $Z \in \mathcal{R}^m$ for a given signal $Y \in \mathcal{R}^n$ by linear combination of an overcomplete set of basis vectors, columns of matrix $B \in \mathcal{R}^{n \times m}$ with $m > n$, has infinitely many solutions. In optimal sparse coding, the problem is formulated as:

$$\min \|Z\|_0 \text{ s.t. } Y = BZ \quad (1)$$

where the ℓ^0 “norm” is defined as the number of non-zero elements in a given vector. Unfortunately, the solution to this problem requires a combinatorial search, intractable in high-dimensional spaces. Matching Pursuit methods [9] offer a greedy approximation to this problem. Another way to approximate this problem is to make a convex relaxation by turning the ℓ^0 norm into an ℓ^1 norm [10]. This problem, dubbed Basis Pursuit in the signal processing community, has been shown to give the same solution to eq. (1), provided that the solution is sparse enough [11]. Furthermore, the problem can be written as an unconstrained optimization problem:

$$\mathcal{L}(Y, Z; B) = \frac{1}{2} \|Y - BZ\|_2^2 + \lambda \|Z\|_1 \quad (2)$$

This particular formulation, called Basis Pursuit Denoising, can be seen as minimizing an objective that penalizes the reconstruction error using a linear basis set and the sparsity of the corresponding representation. Many recent works have focused on efficiently solving the problem in eq. (2) [12, 5, 7, 13, 14, 6]. Yet, inference requires running some sort of iterative minimization algorithm that is always computationally expensive.

Additionally, some algorithms are also able to *learn* the set of basis functions. The learning procedure finds the B matrix that minimizes the same loss of eq. (2). The columns of B are constrained to have unit norm in order to prevent trivial solutions where the loss is minimized by scaling down the coefficients

while scaling up the bases. Learning proceeds by alternating the optimization over Z to infer the representation for a given set of bases B , and the minimization over B for the given set of optimal Z found at the previous step. Loosely speaking, basis functions learned on natural images under sparsity constraints are localized oriented edge detectors reminiscent of Gabor wavelets.

2 The Algorithm

In order to make inference efficient, we train a non-linear regressor that maps input patches Y to sparse representations Z . We consider the following nonlinear mapping:

$$F(Y; G, W, D) = G \tanh(WY + D) \quad (3)$$

where $W \in \mathcal{R}^{m \times n}$ is a filter matrix, $D \in \mathcal{R}^m$ is a vector of biases, \tanh is the hyperbolic tangent non-linearity, and $G \in \mathcal{R}^{m \times m}$ is a diagonal matrix of *gain* coefficients allowing the outputs of F to compensate for the scaling of the input, given that the reconstruction performed by B uses bases with unit norm. Let P_f collectively denote the parameters that are learned in this predictor, $P_f = \{G, W, D\}$. The goal of the algorithm is to make the prediction of the regressor, $F(Y; P_f)$ as close as possible to the optimal set of coefficients: $Z^* = \arg \min_Z \mathcal{L}(Y, Z; B)$ in eq. (2). This optimization can be carried out separately *after* the problem in eq. (2) has been solved. However, training becomes much faster by *jointly* optimizing the P_f and the set of bases B all together. This is achieved by adding another term to the loss function in eq. (2), enforcing the representation Z to be as close as possible to the feed-forward prediction $F(Y; P_f)$:

$$\mathcal{L}(Y, Z; B, P_f) = \|Y - BZ\|_2^2 + \lambda \|Z\|_1 + \alpha \|Z - F(Y; P_f)\|_2^2 \quad (4)$$

Minimizing this loss with respect to Z produces a representation that simultaneously reconstructs the patch, is sparse, and is not too different from the predicted representation. If multiple solutions to the original loss (without the prediction term) exist, minimizing this compound loss will drive the system towards producing basis functions and optimal representations that are easily predictable. After training, the function $F(Y; P_f)$ will provide good and smooth approximations to the optimal sparse representations. Note that, a linear mapping would not be able to produce sparse representations using an overcomplete set because of the non-orthogonality of the filters, therefore a non-linear mapping is required.

2.1 Learning

The goal of learning is to find the optimal value of the basis functions B , as well as the value of the parameters in the regressor P_f . Learning proceeds by an on-line block coordinate gradient descent algorithm, alternating the following two steps for each training sample Y :

1. keeping the parameters P_f and B constant, minimize $\mathcal{L}(Y, Z; B, P_f)$ of eq. (4) with respect to Z , starting from the initial value provided by the regressor $F(Y; P_f)$. In our experiments we use gradient descent, but any other optimization method can be used;
2. using the optimal value of the coefficients Z provided by the previous step, update the parameters P_f and B by one step of stochastic gradient descent; The update is: $U \leftarrow U - \eta \frac{\partial \mathcal{L}}{\partial U}$, where U collectively denotes $\{P_f, B\}$ and η is the step size. The columns of B are then re-scaled to unit norm.

Interestingly, we recover different algorithms depending on the value of the parameter α :

- $\alpha = 0$. The loss of eq. (4) reduces to the one in eq. (2). The learning algorithm becomes similar to Olshausen and Field’s sparse coding algorithm [4]. The regressor is trained *separately* from the set of basis functions B .
- $\alpha \in (0, +\infty)$. The parameters are updated taking into account also the constraint on the representation, using the same principle employed by SESM training [15], for instance.
- $\alpha \rightarrow +\infty$. The additional constraint on the representation (the third term in eq. (4)) becomes an equality, i.e. $Z = F(Y; P_f)$, and the model becomes similar to an auto-encoder neural network with a sparsity regularization term acting on the internal representation Z instead of a regularization acting on the parameters P_f and B .

In this paper, we always set $\alpha = 1$. However, sec. 3 shows that training the regressor after training the set of bases B yields similar performance in terms of recognition accuracy. When the regressor is trained afterwards, the approximate representation is usually less sparse and the overall training time increases considerably. Finally, additional experiments not reported here show that training the system as an auto-encoder ($\alpha \rightarrow +\infty$) provides a very fast and efficient algorithm that can produce good representations when the dimensionality of the representation is not much greater than the input dimensionality, i.e. $m \simeq n$. When the sparse representation is highly overcomplete the block-coordinate descent algorithm with $\alpha \in (0, +\infty)$ provides better features.

2.2 Inference

Once the parameters are learned, inferring the representation Z can be done in two ways.

Optimal inference consists of setting the representation to $Z^* = \arg \min_z \mathcal{L}$, where \mathcal{L} is defined in eq. (4), by running an iterative gradient descent algorithm involving two possibly large matrix-vector multiplications at each iteration (one for computing the value of the objective, and one for computing the derivatives

through B).

Approximate inference, on the other hand sets the representation to the value produced by $F(Y; P_f)$ as given in eq. (3), involving only a forward propagation through the regressor, i.e. a single matrix-vector multiplication.

3 Experiments

First, we demonstrate that the proposed algorithm (PSD) is able to produce good features for recognition by comparing to other unsupervised feature extraction algorithms, Principal Components Analysis (PCA), Restricted Boltzman Machine (RBM) [16], and Sparse Encoding Symmetric Machine (SESM) [15]. Then, we compare the recognition accuracy and inference time of PSD feed-forward approximation to feature sign algorithm [7], on the Caltech 101 dataset [17]. Finally we investigate the stability of representations under naturally changing inputs.

3.1 Comparison against PCA, RBM and SESM on the MNIST

The MNIST dataset has a training set with 60,000 handwritten digits of size 28x28 pixels, and a test set with 10,000 digits. Each image is preprocessed by normalizing the pixel values so that their standard deviation is equal to 1. In this experiment the sparse representation has 256 units. This internal representation is used as a global feature vector and fed to a linear regularized logistic regression classifier. Fig. 1 shows the comparison between PSD (using feed-forward approximate codes) and, PCA, SESM [15], and RBM [18]. Even though PSD provides the **worst reconstruction error**, it can achieve the **best recognition accuracy** on the test set under different number of training samples per class.

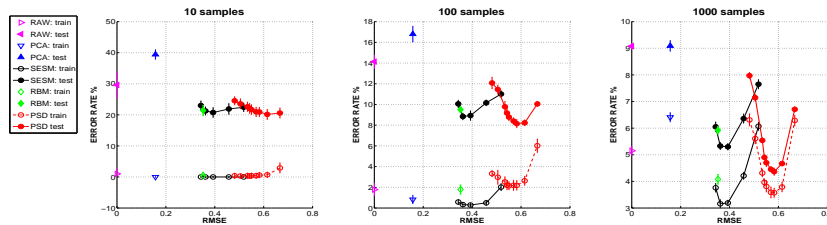


Figure 1: Classification error on MNIST as a function of reconstruction error using raw pixel values and, PCA, RBM, SESM and PSD features. Left-to-Right : 10-100-1000 samples per class are used for training a linear classifier on the features. The unsupervised algorithms were trained on the first 20,000 training samples of the MNIST dataset [19].

Table 1: Comparison between representations produced by FS [7] and PSD. In order to compute the SNR, the noise is defined as $(Signal - Approximation)$.

| Comparison (Signal / Approximation) | Signal to Noise Ratio (SNR) |
|-------------------------------------|-----------------------------|
| 1. PSD Optimal / PSD Predictor | 8.6 |
| 2. FS / PSD Optimal | 5.2 |
| 3. FS / PSD Predictor | 3.1 |
| 4. FS / Regressor | 3.2 |

3.2 Comparison with Exact Algorithms

In order to quantify how well our jointly trained predictor given in eq. (3) approximates the optimal representations obtained by minimizing the loss in eq. (4) and the optimal representations that are produced by an exact algorithm minimizing eq. (2) such as feature sign [7] (FS), we measure the average signal to noise ratio¹ (SNR) over a test dataset of 20,000 natural image patches of size 9x9. The data set of images was constructed by randomly picking 9x9 patches from the images of the Berkeley dataset converted to gray-scale values, and these patches were normalized to have zero mean and unit standard deviation. The algorithms were trained to learn sparse codes with 64 units².

We compare representations obtained by “PSD Predictor” using the *approximate* inference, “PSD Optimal” using the *optimal* inference, “FS” minimizing eq. (2) with [7], and “Regressor” that is separately trained to approximate the exact optimal codes produced by FS. The results given in table 1 show that PSD direct predictor achieves about the same SNR on the true optimal sparse representations produced by FS, as the Regressor that was trained to predict these representations.

Despite the lack of absolute precision in predicting the exact optimal sparse codes, PSD predictor achieves even better performance in recognition. The Caltech 101 dataset is pre-processed in the following way: **1)** each image is converted to gray-scale, **2)** it is down-sampled so that the longest side is 151 pixels, **3)** the mean is subtracted and each pixel is divided by the image standard deviation, **4)** the image is locally normalized by subtracting the weighted local mean from each pixel and dividing it by the weighted norm if this is larger than 1 with weights forming a 9x9 Gaussian window centered on each pixel, and **5)** the image is 0-padded to 143x143 pixels. 64 feature detectors (either produced by FS or PSD predictor) were plugged into an image classification system that **A)** used the sparse coding algorithms convolutionally to produce 64 feature maps of size 128x128 for each pre-processed image, **B)** applied an absolute value rectification, **C)** computed an average down-sampling to a spatial resolution of 30x30 and **D)** used a linear SVM classifier to recognize the object

¹ $SNR = 10 \log_{10}(\sigma_{signal}^2 / \sigma_{noise}^2)$

²Principal Component Analysis shows that the effective dimensionality of 9x9 natural image patches is about 47 since the first 47 principal components capture the 95% of the variance in the data. Hence, a 64-dimensional feature vector is actually an overcomplete representation for these 9x9 image patches.

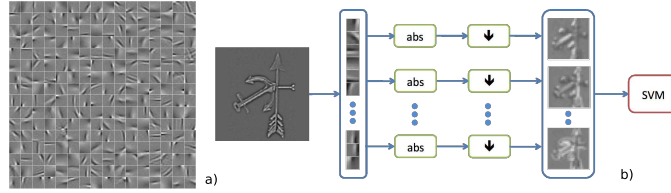


Figure 2: **a)** 256 basis functions of size 12x12 learned by PSD, trained on the Berkeley dataset. Each 12x12 block is a column of matrix B in eq. (4), i.e. a basis function. **b)** Object recognition architecture: linear adaptive filter bank, followed by *abs* rectification, average down-sampling and linear SVM classifier.

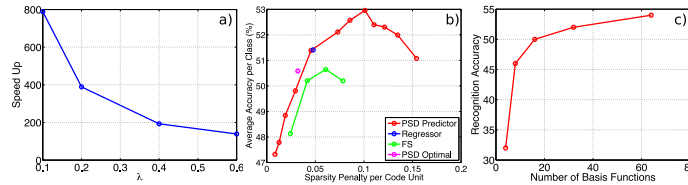


Figure 3: **a)** Speed up for inferring the sparse representation achieved by PSD predictor over FS for a code with 64 units. The feed-forward extraction is more than 100 times faster. **b)** Recognition accuracy versus measured sparsity (average ℓ^1 norm of the representation) of PSD predictor compared to the representation of FS algorithm. A difference within 1% is not statistically significant. **c)** Recognition accuracy as a function of number of basis functions.

in the image (see fig. 2(b)). Using this system with 30 training images per class we can achieve 53% accuracy on Caltech 101 dataset.

Since FS finds exact sparse codes, its representations are generally sparser than those found by PSD predictor trained with the same value of sparsity penalty λ . Hence, we compare the recognition accuracy against the *measured* sparsity level of the representation as shown in fig. 3(b). PSD is not only able to achieve better accuracy than exact sparse coding algorithms, but also, it does it much more efficiently. Fig. 3(a) demonstrates that our feed-forward predictor extracts features more than 100 times faster than feature sign. In fact, the speed up is over 800 when the sparsity is set to the value that gives the highest accuracy shown in fig. 3(b).

Finally, we observe that these sparse coding algorithms are somewhat inefficient when applied convolutionally. Many feature detectors are the translated versions of each other as shown in fig. 2(a). Hence, the resulting feature maps are highly redundant. This might explain why the recognition accuracy tends to saturate when the number of filters is increased as shown in fig. 3(c).

3.3 Stability

In order to quantify the stability of PSD and FS, we investigate their behavior under naturally changing input signals. For this purpose, we train a basis set with 128 elements, each of size 9×9 , using the PSD algorithm on the Berkeley [20] dataset. This basis set is then used with FS on the standard “foreman” test video together with the PSD Predictor. We extract 784 uniformly distributed patches from each frame with a total of 400 frames.

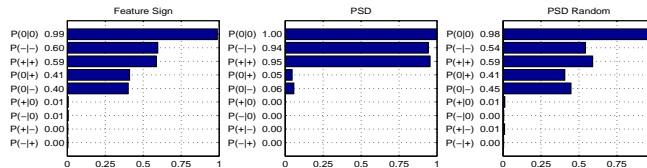


Figure 4: Conditional probabilities for sign transitions between two consecutive frames. For instance, $P(-|+)$ shows the conditional probability of a unit being negative given that it was positive in the previous frame. The figure on the right is used as baseline, showing the conditional probabilities computed on pairs of *random* frames.

For each patch, a 128 dimensional representation is calculated using both FS and the PSD predictor. The stability is measured by the number of times a unit of the representation changes its sign, either negative, zero or positive, between two consecutive frames. Since the PSD predictor does not generate exact zero values, we threshold its output units in such a way that the average number of zero units equals the one produced by FS (roughly, only the 4% of the units are non-zero). The transition probabilities are given in Figure 4. It can be seen from this figure that the PSD predictor generates a more stable representation of slowly varying natural frames compared to the representation produced by the exact optimization algorithm.

4 Summary and Future Work

Sparse coding algorithms can be used as pre-processor in many vision applications and, in particular, to extract features in object recognition systems. To the best of our knowledge, no sparse coding algorithm is computationally efficient because inference involves some sort of iterative optimization. We showed that sparse codes can actually be approximated by a feed-forward regressor without compromising the recognition accuracy, but making the recognition process very fast and suitable for use in real-time systems. We proposed a very simple algorithm to train such a regressor.

In the future, we plan to train the model convolutionally in order to make the sparse representation more efficient, and to build hierarchical deep models by sequentially replicating the model on the representation produced by the previous stage as successfully proposed in [18].

References

- [1] Y. LeCun, L. Bottou, Y. Bengio, and P. Haffner. Gradient-based learning applied to document recognition. *Proceedings of the IEEE*, 86(11):2278–2324, November 1998.
- [2] M. Elad and M. Aharon. Image denoising via learned dictionaries and sparse representation. In *CVPR*, 2006.
- [3] M. Ranzato, F.J. Huang, Y. Boureau, and Y. LeCun. Unsupervised learning of invariant feature hierarchies with applications to object recognition. In *CVPR*, 2007.
- [4] B. A. Olshausen and D. J. Field. Sparse coding with an overcomplete basis set: a strategy employed by v1? *Vision Research*, 37:3311–3325, 1997.
- [5] M. Aharon, M. Elad, and A.M. Bruckstein. K-svd and its non-negative variant for dictionary design. volume 5914, 2005.
- [6] J. Mairal, F. Bach, J. Ponce, G. Sapiro, and A. Zisserman. Discriminative learned dictionaries for local image analysis. In *CVPR*, 2008.
- [7] H. Lee, A. Battle, R. Raina, and A.Y. Ng. Efficient sparse coding algorithms. In *NIPS*, 2006.
- [8] M. Ranzato, C. Poultney, S. Chopra, and Y. LeCun. Efficient learning of sparse representations with an energy-based model. In *NIPS 2006*. MIT Press, 2006.
- [9] S Mallat and Z Zhang. Matching pursuits with time-frequency dictionaries. *IEEE Transactions on Signal Processing*, 41(12):3397:3415, 1993.
- [10] S.S. Chen, D.L. Donoho, and M.A. Saunders. Atomic decomposition by basis pursuit. *SIAM Journal on Scientific Computing*, 20(1):33–61, 1999.
- [11] DL Donoho and M Elad. Optimally sparse representation in general (nonorthogonal) dictionaries via ℓ^1 minimization. *Proc Natl Acad Sci U S A*, 100(5):2197–2202, 2003 Mar 4.
- [12] B. Efron, T. Hastie, I. Johnstone, and R. Tibshirani. Least angle regression, 2002,.
- [13] J.F. Murray and K. Kreutz-Delgado. Learning sparse overcomplete codes for images. *The Journal of VLSI Signal Processing*, 45:97–110, 2008.
- [14] C.J. Rozell, D.H. Johnson, Baraniuk R.G., and B.A. Olshausen. Sparse coding via thresholding and local competition in neural circuits. *Neural Computation*, 2008.
- [15] M. Ranzato, Y. Boureau, and Y. LeCun. Sparse feature learning for deep belief networks. In *NIPS*, 2007.
- [16] G.E. Hinton. Training products of experts by minimizing contrastive divergence. *Neural Computation*, 14:1771–1800, 2002.
- [17] L. Fei-Fei, R. Fergus, and P. Perona. Learning generative visual models from few training examples: An incremental bayesian approach tested on 101 object categories. In *CVPR Workshop*, 2004.
- [18] G.E. Hinton and R. R Salakhutdinov. Reducing the dimensionality of data with neural networks. *Science*, 313(5786):504–507, 2006.
- [19] <http://yann.lecun.com/exdb/mnist/>.
- [20] <http://www.cs.berkeley.edu/projects/vision/grouping/segbench/>.