



Faster N Release, but Not C Loss, From Leaf Litter of Invasives Compared to Native Species in Mediterranean Ecosystems

Guido Incerti^{1†}, Fabrizio Carteni^{2†}, Gaspare Cesarano², Tushar C. Sarker², Ahmed M. Abd El-Gawad³, Rosaria D'Ascoli⁴, Giuliano Bonanomi² and Francesco Giannino^{2*}

¹ Department of Agri-Food, Animal and Environmental Sciences, University of Udine, Udine, Italy, ² Department of Agricultural Sciences, University of Naples Federico II, Portici, Italy, ³ Department of Botany, Faculty of Sciences, Mansoura University, Al Dakahlia, Egypt, ⁴ Dipartimento di Scienze Tecnologie Ambientali Biologiche e Farmaceutiche, Università degli Studi della Campania Luigi Vanvitelli, Caserta, Italy

OPEN ACCESS

Edited by:

José M Grünzweig,
Hebrew University of Jerusalem, Israel

Reviewed by:

Corina Carranca,
Instituto Nacional de Investigação
Agrária e Veterinária, Portugal
Ivika Ostonen,
University of Tartu, Estonia
Insu Jo,
Purdue University, United States

*Correspondence:

Francesco Giannino
giannino@unina.it

†These authors have contributed
equally to this work.

Specialty section:

This article was submitted to
Functional Plant Ecology,
a section of the journal
Frontiers in Plant Science

Received: 09 November 2017

Accepted: 05 April 2018

Published: 24 April 2018

Citation:

Incerti G, Carteni F, Cesarano G,
Sarker TC, Abd El-Gawad AM,
D'Ascoli R, Bonanomi G and
Giannino F (2018) Faster N Release,
but Not C Loss, From Leaf Litter of
Invasives Compared to Native Species
in Mediterranean Ecosystems.
Front. Plant Sci. 9:534.
doi: 10.3389/fpls.2018.00534

Plant invasions can have relevant impacts on biogeochemical cycles, whose extent, in Mediterranean ecosystems, have not yet been systematically assessed comparing litter carbon (C) and nitrogen (N) dynamics between invasive plants and native communities. We carried out a 1-year litterbag experiment in 4 different plant communities (grassland, sand dune, riparian and mixed forests) on 8 invasives and 24 autochthonous plant species, used as control. Plant litter was characterized for mass loss, N release, proximate lignin and litter chemistry by ¹³C CPMAS NMR. Native and invasive species showed significant differences in litter chemical traits, with invaders generally showing higher N concentration and lower lignin/N ratio. Mass loss data revealed no consistent differences between native and invasive species, although some woody and vine invaders showed exceptionally high decomposition rate. In contrast, N release rate from litter was faster for invasive plants compared to native species. N concentration, lignin content and relative abundance of methoxyl and N-alkyl C region from ¹³C CPMAS NMR spectra were the parameters that better explained mass loss and N mineralization rates. Our findings demonstrate that during litter decomposition invasive species litter has no different decomposition rates but greater N release rate compared to natives. Accordingly, invasives are expected to affect N cycle in Mediterranean plant communities, possibly promoting a shift of plant assemblages.

Keywords: litter decomposition, plant invasion, exotic plant species, C/N ratio, lignin/N ratio, ¹³C CPMAS NMR, mass ratio theory, whole-community approach

INTRODUCTION

Ecosystem invasion by non-native exotic plant species is a global phenomenon with important consequences at ecologic, economic, and social level (Pimentel et al., 2000), and is considered among the most serious threats to biodiversity in terrestrial ecosystems (Hulme et al., 2009). Invasive plant species can alter ecosystem functions by changing fire

(D'Antonio and Vitousek, 1992) and hydrological regimes (Le Maitre et al., 1996), as well as carbon (C) and nitrogen (N) cycles (Ehrenfeld, 2003) and stocks, by affecting several processes including N fixation (Vitousek and Walker, 1989), soil N mineralization (Hawkes et al., 2005), plant nutrient uptake (Windham and Ehrenfeld, 2003), and nutrient transfer to soil through litterfall (Lindsay and French, 2005).

Litter decomposition is a critical process in terrestrial ecosystems, controlling C and nutrient transfer to soil and, consequently, community structure and functions (Facelli and Pickett, 1991; Attiwill and Adams, 1993). The process can be led by both biotic (Hättenschwiler et al., 2005) and abiotic factors (Austin and Vivanco, 2006). The rate of litter decomposition is affected by climatic variables, litter quality, and soil biota (Aerts, 1997; Bradford et al., 2016), whose relative importance can change with spatial scale (Liski et al., 2003). In Mediterranean ecosystems, the persistence of summer drought conditions can be critical for litter decomposition, with rainfall sporadically wetting the litter layer in turns subject to drying much faster than the underground soil (Criquet et al., 2004; Incerti et al., 2011). On the other hand, milder and wetter conditions in spring and fall enhance microbial metabolism, with temporarily high litter decay rates (Coûteaux et al., 1995). Another study in Mediterranean environments showed that CO₂ efflux pulses observed after precipitation can be primarily ascribed to heterotrophic respiration, likely caused by the degradation of easily decomposable substrates accumulated in the soil during the preceding dry periods (Inglima et al., 2009). Moreover, leaf adaptations to limit water loss during summer drought, correspond to high content of structural compounds, with consequent high leaf mass, and low N content per unitary area (Kazakou et al., 2009), which can slow down litter decomposition (Cornwell et al., 2008).

In general, early studies indicated that litter of invasive species usually decomposes at a faster rate compared to that of native plants (Vitousek et al., 1987; Grout et al., 1997; Ehrenfeld et al., 2001). In the first review concerning the effect of invasive species on C and N cycling, Ehrenfeld (2003) reported that litter of exotic plants decomposed more rapidly than that of natives in 10 cases out of 14. Few years later, Liao et al. (2008), based on 94 experimental studies, strongly confirmed the earlier results, reporting that litter decomposition rate in invaded ecosystems was on average 117% higher than in native areas. Such general trends have been related to specific traits of the exotic plants positively associated with rapid growth and fast decomposition, such as N fixation capability, high leaf N content, low specific leaf area, and short life-span. However, the recent meta-analysis by Castro-Díez et al. (2014) partially challenged early evidence showing that plant invasion increased N pools, litter inputs and soil mineralization while, surprisingly, the impact on litter decomposition was not significant, despite C/N ratio was lower in litter of invasive compared to native plants (Castro-Díez et al., 2014).

Based on previous evidence on their relationships with litter decay rate (Meentemeyer, 1978; Melillo et al., 1982; Taylor et al., 1989), C/N ratio, lignin content and lignin/N ratio have been largely used in meta-analyses to compare litter quality of invasive

and native species (Liao et al., 2008; Castro-Díez et al., 2014). However, their use to predict decomposition dynamics have been recently criticized. Hättenschwiler et al. (2011) showed how both C/N and lignin/N ratios were poor predictors of litter decomposition rates of several tree species of lowland Amazonian forest. More recently, Bonanomi et al. (2013) provided evidence that C/N and lignin/N ratios, while being good descriptors of litter quality of undecomposed materials, were unable to predict mass loss rate after the early decomposition stage. In the same study, an approach based on ¹³C-CPMAS NMR analysis led to descriptors of litter chemistry more predictive of decay rates throughout the incubation period. The possibility of using ¹³C-CPMAS NMR data to operationally define litter chemical quality is well established (Almendros et al., 2000; Kögel-Knabner, 2002; Mathers et al., 2007; Preston et al., 2009) but, so far, no systematic comparison between invasive and native co-occurring plants has been reported. Another major recognized drawback of previous decomposition studies about invasive species has been related to case-selection sampling bias (Hulme et al., 2013), because only one or few native species were compared with exotic plants (Liao et al., 2008; Castro-Díez et al., 2014) possibly affecting, when not amplifying, the estimate of decay rate differences between invasive and native plant litters. Comparing phylogenetically related native and exotic species could allow to overcome such sample selection-bias, as showed by Ashton et al. (2005) in a comparative analysis of mass loss and nutrient release from litter in four plant species pairs, each made of two phylogenetically related either invasive or native species. However, this approach is only applicable under particular circumstances, where co-occurring native and exotic plants have certain phylogenetic relationships. An alternative approach is to use all the species present in the community, each weighted by its relative abundance, as the native control (Castro-Díez et al., 2014). Although the application of such whole-community approach would be laborious, time-consuming and resource-demanding, especially in species-rich ecosystems, disregarding species abundance in the community might lead to improper interpretation of invasive species impact at ecosystem level (Furey et al., 2014). A pragmatic compromise, based on the mass ratio theory (Grime, 1998), would be to use as native control all the species that reach a certain threshold of abundance. To the best of our knowledge, this approach was not yet applied in a comparative analysis of exotic and native species litter decomposition.

In this work, we assess differences in C and N dynamics during litter decomposition of invasive and native species, by a litterbag experiment (Berg and McClaugherty, 2014) based on litters from 32 plant species (24 native and 8 invasive species) in four types of plant community (grassland, scrubland, riparian forest and mixed deciduous-evergreen woodland) in the Mediterranean region. In each community we compared litter mass loss and N release of exotic species to that of all co-occurring native plants belonging to the same growth form (i.e., herbs, vines, woody shrubs, and trees). The selected communities included plant species spanning over a wide range of litter chemical quality. To clarify the role of litter chemistry on the decomposition rate of exotic and native species we combined undecomposed plant

litter characterization by ^{13}C -CPMAS NMR in solid state (Kögel-Knabner, 2002), with classic elemental and proximate (cellulose and lignin) analyses (Gessner, 2005). The specific hypotheses of this study were:

- (1) Does litter of exotic and native species show consistent differences in C chemical quality?
- (2) Does litter of invasive plants decompose and release N at a faster rate than that of native species across different ecosystems?
- (3) Are C and N mineralization rates associated to specific chemical traits diagnostically detectable by ^{13}C -CPMAS NMR?

MATERIALS AND METHODS

Litter Collection and Decomposition Experiment

A multi-sites, 1-year long leaf litter decomposition experiment was carried out in Campania Region (Southern Italy). For this purpose, four incubation sites, representing the major ecosystem types within the Mediterranean biome, were randomly selected within the following plant communities: semi-natural grassland, sand dune maquis, mixed Mediterranean woodland, and riparian forest dominated by deciduous trees. All incubation sites are still dominated by native species but in the past were subject to a progressive invasion by exotic species. Details on site location, climate, litter layer, plant community and native and invasive species list are reported in **Table 1** and Figure S1. Species relative abundance, growth form and N-fixation capability are in Table S1.

A total of 32 plant species, including 24 native and 8 exotic species were used in the decomposition experiment. Considering the focus of this work, all selected exotic species were chosen among the invasives as categorized by Galasso et al. (2018). Eight species were selected from the grassland ecosystem, 7 from the sand dune maquis, 14 from the mixed forest and 3 from the riparian forest (**Table 1**). The rationale underlying species selection was to compare invasive species to the whole native co-occurring communities. Thus, for each plant community, leaf litter from invasive species was compared to all the co-occurring native species within the same growth form (i.e., invasive herbs vs. native herbs, invasive vine vs. native vine, and invasive tree vs native tree), while all the native plants reaching a minimum abundance threshold of 3% (Table S1) were used as the control. The choice of such threshold value is indeed subjective. However, considering the mass ratio theory (Grime, 1998), we are confident that in this way all native plants having a relevant impact on C and N cycle at ecosystem level were included in the study.

At each incubation site, leaf litter was collected by net traps during the period of maximum leaf fall from $N > 20$ randomly selected individuals of each selected species. Freshly abscised leaves were dried in a ventilated chamber at 30°C until constant weight was reached and then stored at room temperature. In September 2012, terylene litterbags ($25 \times 25 \text{ cm}^2$, mesh size 2 mm) were filled with 5 g of dry litter

and incubated at 10 different randomly-selected locations at each incubation site on the litter layer, by using metal pegs. A total of 1,280 monospecific litterbags (32 species \times 4 sampling dates \times 10 replicates) were collected in time, after 30, 90, 180, and 360 days of decomposition in field conditions. Bags were dried in the laboratory (30°C until reaching constant weight) and the remaining material weighed afterwards.

Litter Chemical Analysis

Initial materials were characterized for total C and N content by flash combustion of microsamples (5 mg of litter) by an CN-soil elemental analyzer (Flash EA2000 Thermo). Proximate cellulose and lignin content were quantified as acid hydrolysable fraction and acid unhydrolysable materials, respectively (Gessner, 2005). Total C and N content of decomposed materials were also assessed after 90 and 360 days of decomposition. In the case of total N, data were expressed as percent variation (with sign changed) with respect to undecomposed material with value fixed to 0%. Overall, this metric indicates the combined result of N transfer from soil to organic material and mass loss. During decomposition, a value higher and lower than 0% indicated a decrease and an increase of total N content, and then was used as indirect evidence of N release and immobilization, respectively.

Undecomposed materials were characterized by ^{13}C cross-polarization magic angle spinning (CPMAS) nuclear magnetic resonance (NMR) (Kögel-Knabner, 2002) obtained in solid state and under the same conditions, thus allowing a comparative analysis of the resulting spectra. The spectrometer used was a Bruker AV-300 equipped with a 4 mm wide-bore MAS probe (for further details see (Bonanomi et al., 2013)). Spectral regions and corresponding C types have been identified as reported by Bonanomi et al. (2013): 0–45 ppm = alkyl C (characteristic of lipid waxes, cutins and microbial products); 46–60 ppm = methoxyl and N-alkyl C (characteristic of amino acids and lignin components); 61–90 ppm = O-alkyl C (characteristic of carbohydrates and polysaccharides); 91–110 ppm = di-O-alkyl C (anomeric C1 of celluloses, tannin and lignin components); 111–140 ppm = H- and C- substituted aromatic C (mainly associated with polyphenols, lignin and tannin components); 141–160 ppm O-substituted aromatic C (phenolic and O-aryl C, characteristic of phenols, lignin and tannin components); 161–190 ppm carboxyl C (characteristic of organic acids, amides, esters).

Data Analysis

The effects of species and incubation time on litter mass loss and net N release were tested by two-way ANOVA within each plant community. To test whether invasive plant species produced litter of different quality, we analyzed initial chemistry of plant residues using one-way ANOVA within each plant community. Significant between-groups pairwise differences were tested using Duncan's multiple range *post-hoc* test. Nativity/invasivity fixed effects on litter decay rate and net N release were tested by mixed effect models, with random effects of phylogenetic group (i.e., family) and site, and decomposition time as a continuous

TABLE 1 | Main characteristics of the four incubation sites: location, climatic data (mean annual temperature; total annual rainfall), plant community type, litter layer thickness, and plant species and growth form.

Study site	Latitude and Longitude	Altitude (m a.s.l.)	Community type	Temperature (°C) and rainfall (mm)	Litter layer (cm)	Species list
Portici	40°48' N 14°20' E	80	Grassland	17.3–1,195	4.0	<i>Arum italicum</i> (perennial forb) <i>Asphodelus ramosus</i> (perennial forb) <i>Dactylis glomerata</i> (perennial grass) <i>Festuca drymeja</i> (perennial grass) <i>Oxalis pes-caprae</i> * (perennial forb) <i>Plantago lanceolata</i> (perennial forb) <i>Taraxacum officinale</i> (perennial forb) <i>Trifolium pretense</i> † (perennial forb)
Cicerale	40°19' N 15°07' E	186	Riparian forest	16.9–1,328	3.3	<i>Amorpha fruticosa</i> *† (deciduous tree) <i>Populus nigra</i> (deciduous tree) <i>Salix alba</i> (deciduous tree)
Paestum	40°25' N 14°59' E	8	Sand dune maquis	17.5–1,490	5.8	<i>Acacia longifolia</i> *† (evergreen shrub) <i>Eucalyptus camaldulensis</i> * (evergreen tree) <i>Juniperus phoenicea</i> (evergreen shrub) <i>Mirtus communis</i> (evergreen shrub) <i>Phillyrea latifolia</i> (evergreen shrub) <i>Pinus halepensis</i> (evergreen tree) <i>Pistacia lentiscus</i> (evergreen shrub)
Portici	40°48' N 14°20' E	80	Mixed forest	17.3–1,195	2.3	Trees <i>Ailanthus altissima</i> * (deciduous tree) <i>Alnus neapolitana</i> † (deciduous tree) <i>Arbutus unedo</i> (evergreen tree) <i>Broussonetia papyrifera</i> * (deciduous tree) <i>Celtis australis</i> (deciduous tree) <i>Fraxinus ornus</i> (deciduous tree) <i>Olmus campestris</i> (deciduous tree) <i>Quercus ilex</i> (evergreen tree) <i>Quercus pubescens</i> (deciduous tree) <i>Robinia pseudoacacia</i> *† (deciduous tree) Vines <i>Clematis vitalba</i> (vine) <i>Hedera helix</i> (vine) <i>Ipomea purpurea</i> * (vine) <i>Rubus hulmifolius</i> (vine)

Invasive species are marked by an asterisk, while N-fixing species are marked by †.

covariate. The exponential decay constant (k) has been calculated following Berg and McLaugherty (2014) by applying the Olson (1963) model. The model equation was $M_t = M_0 \cdot e^{-kt}$, where M_0 is the initial litter mass, M_t is the litter mass at time t , and k is the decay rate parameter. Both univariate and multivariate statistics were used to investigate the relationship between the litter decay rate (k) or the net N release and the chemical parameters of litter (i.e., N, cellulose, and lignin content, C/N ratio, lignin/N ratio, and data from ^{13}C -CPMAS NMR spectra). Simple correlation was extensively tested between litter decay rate or N release and each parameter, including the ^{13}C -CPMAS NMR spectral signals. Using a multivariate approach, a principal component analysis (PCA) was performed and, following Legendre and Legendre (1998), litter decay rate, net N release, and dummy variables for plant communities were also plotted as loading vectors on the bi-dimensional PCA space even if not used to compute the eigenvalues of the same ordination space. Statistical analyses were carried out using Statistica 10.0 (StatSoft, Tulsa, OK, USA).

RESULTS

Native and Invasive Plant Litter Chemistry in Different Communities

Leaf litter chemistry largely varied among species within each plant community (Table 2). In the grassland, the invasive *Oxalis pes-caprae* had the highest lignin/N ratio and a relatively low N content coupled with a high relative content of O-alkyl C (Table 2). Expectedly, most of the grassland species showed lower lignin and higher N content compared to the plants from other communities, as resulting from both elemental, proximate and ^{13}C CPMAS NMR analyses (Table 2).

All species from the sand dune community showed the opposite trend, with low N content, high lignin content and, consequently, high C/N and lignin/N ratios (Table 2). However, in this community, the invasive tree *Acacia longifolia* showed the highest N content, and a high lignin content, whereas C/N and lignin/N ratios were very low, compared with co-occurring native species (Table 2). Similarly, the invasive species *Eucalyptus*

TABLE 2 | Chemical traits of 32 plant species litters in four invaded plant communities and decay rate fitting results.

Ecosystem	Elemental and proximate parameters					¹³ C-CPMAS NMR-derived parameters							Decay rate fitting		
	Cellulose (%)	Lignin (%)	N (%)	C/N	Lignin/N	Carboxylic C – 161–190 ppm	O-substituted aromatic C – 141–160 ppm	H-C-substituted aromatic C – 111–140 ppm	di-O-alkyl C – 91–110 ppm	O-alkyl C – 61–90 ppm	Methoxyl C – 46–60 ppm	Alkyl C – 0–45 ppm	k (d ⁻¹)	R ²	P
GRASSLAND															
<i>Arum</i>	20.0c	1.5c	4.7a	10.7e	0.3f	9.2a	0.8e	4.4d	8.3c	42.9c	9.8a	24.5a	0.013	0.73	0.035
<i>Asphodelus</i>	30.8a	3.2c	1.6c	31.6b	2.0d	6.8b	1.4d	4.7d	10.8b	51.7b	7.1b	17.4b	0.013	0.94	0.001
<i>Dactylis</i>	18.1c	12.9a	2.1b	24.2c	6.2b	5.0c	2.2c	6.5c	11.6b	51.8b	7.3b	15.6b	0.012	0.87	0.006
<i>Festuca</i>	22.6c	8.0b	1.1d	43.6a	7.0b	4.4c	4.2a	12.3a	17.5a	61.8a	0.3c	0.2c	0.002	0.75	0.031
<i>Oxalis</i> *	25.1b	13.1a	1.6c	30.2b	9.0a	5.8c	1.8d	4.5d	11.8b	51.6b	6.8b	17.6b	0.009	0.86	0.008
<i>Plantago</i>	22.8c	11.2a	1.8c	27.5bc	6.2b	7.9ab	3.3b	8.7b	10.6b	46.7bc	7.1b	15.6b	0.013	0.74	0.032
<i>Taraxacum</i>	21.7c	2.9c	2.6a	19.1d	1.1e	9.4a	2.6c	6.7c	9.1bc	41.4c	9.1a	21.7a	0.013	0.70	0.047
<i>Trifolium</i> [†]	15.4d	10.1a	4.9a	10.3e	1.7d	9.5a	4.9a	9.6b	9.3b	33.8d	10.6a	22.2a	0.013	0.70	0.046
NC	20.9	9.0	2.3	24.8	4.4	6.5	2.6	7.1	11.3	49.1	7.2	16.2	0.011	0.77	0.028
RIPARIAN FOREST															
<i>Amorphia</i> [†]	12.9b	17.2b	4.1a	12.1c	4.2c	9.0a	5.3a	11.1a	8.7b	34.2c	8.5a	23.0a	0.003	0.88	0.005
<i>Populus</i>	22.5a	12.5c	1.8c	27.9a	7.0b	6.8b	5.3a	11.0a	12.3a	42.8a	5.8b	16.1b	0.004	0.78	0.021
<i>Salix</i>	19.7a	24.4a	2.7b	18.3b	8.9a	4.7c	3.7b	8.3b	9.6b	39.5b	8.4a	25.8a	0.002	0.78	0.022
NC	22.1	14.1	1.9	26.6	7.3	6.5	5.1	10.6	11.9	42.3	6.2	17.4	0.003	0.78	0.022
SAND DUNE MAQUIS															
<i>Acacia</i> [†]	17.2b	29.9a	2.5a	20.1e	12.1c	7.6a	6.2b	9.1b	9.6b	33.9b	8.1a	25.5b	0.001	0.83	0.013
<i>Eucalyptus</i> *	12.3c	11.7d	1.6b	30.5c	7.2d	7.3a	4.3c	9.2b	7.4b	30.6b	8.0a	33.2a	0.004	0.81	0.015
<i>Juniperus</i>	13.0c	23.8b	0.7d	69.3a	33.0a	4.4b	4.8c	8.9b	9.7b	38.4ab	6.2b	27.5b	0.002	0.74	0.032
<i>Mirtus</i>	15.8b	10.6d	1.2c	41.1b	8.7d	6.2ab	5.7bc	8.9b	11.4a	42.4a	6.2b	19.2c	0.004	0.95	0.001
<i>Phillyrea</i>	10.1d	15.9c	1.8b	27.6d	8.8d	5.6b	3.6c	9.6b	8.9b	39.1ab	8.3a	24.9b	0.002	0.91	0.003
<i>Pinus</i>	23.7a	30.2a	1.4c	35.6c	21.6b	4.1b	4.9c	8.7b	11.3a	43.6a	6.6b	20.8c	0.003	0.83	0.013
<i>Pistacia</i>	17.9b	23.9b	1.1c	45.4b	21.7b	5.3b	9.3a	12.1a	12.6a	34.7b	4.5c	21.5c	0.002	0.86	0.008
NC	16.6b	21.0b	1.2c	44.9a	19.2b	5.2	6.4	10.0	11.2	38.9	5.9	22.3	0.003	0.86	0.011
MIXED FOREST TREES															
<i>Ailanthus</i> *	13.4c	13.8d	3.0a	16.6e	4.6d	9.6a	3.7d	8.6c	7.5c	37.4c	8.8a	24.5a	0.013	0.73	0.035
<i>Alnus</i>	18.7ab	13.1d	2.9a	16.6e	4.5d	8.7ab	4.0c	10.8b	7.9c	34.9c	8.4a	24.4a	0.009	0.99	<0.001
<i>Arbutus</i>	13.0c	26.8a	1.3d	39.2a	21.0a	6.9c	7.4a	11.7a	11.1a	37.5c	5.6b	19.9bc	0.001	0.77	0.026
<i>Brussonetia</i> *	17.1a	3.3f	2.2b	23.1c	0.8e	6.8c	2.8d	7.8c	10.3ab	44.7a	8.7a	18.9bc	0.013	0.83	0.012
<i>Celtis</i>	21.7a	6.5e	2.1c	23.6c	3.1d	9.1a	2.3d	7.5c	9.0b	40.3b	8.8a	23.0a	0.009	0.93	0.001
<i>Fraxinus</i>	15.4c	10.0d	2.0c	24.6c	4.9d	5.7c	2.9d	7.8c	10.7a	46.3a	6.8b	19.8bc	0.011	0.98	<0.001
<i>Q. ilex</i>	22.7a	18.4bc	1.4d	33.2b	13.1b	4.1d	6.1ab	11.0a	11.7a	43.1a	7.1ab	17.0c	0.002	0.78	0.022
<i>Q. pubescens</i>	23.5a	20.9b	1.9c	25.8c	10.9b	9.7a	6.7ab	12.0a	9.4b	36.0c	7.2ab	19.0bc	0.004	0.94	0.001
<i>Robinia</i> [†]	18.7ab	18.9bc	2.5b	19.7d	7.5c	8.5ab	5.1c	9.2bc	10.3ab	37.0c	8.5a	21.5b	0.008	0.81	0.016
<i>Ulmus</i>	19.3a	18.5bc	2.4b	20.6d	7.7c	8.7ab	4.6c	8.9c	9.6b	43.2a	6.3b	18.7bc	0.011	0.83	0.013
NC	19.9	16.3	1.6	31.0	10.7	5.2	5.6	10.5	11.1	42.3	7.1	18.2	0.007	0.89	0.009
MIXED FOREST VINES															
<i>Clematis</i>	10.2c	2.4d	1.9b	25.8b	1.2c	10.0a	6.6a	14.4a	7.8b	35.9b	6.3b	18.9c	0.008	0.95	0.001
<i>Hedera</i>	23.6a	5.7c	1.9b	26.9b	3.1b	7.2b	2.7b	5.9b	8.9a	43.2a	6.8b	25.3a	0.006	0.89	0.004
<i>Ipomea</i> *	17.5b	11.6a	4.2a	12.0c	2.8b	11.1a	1.0c	5.3b	7.6b	37.0b	10.9a	27.0a	0.013	0.77	0.025
<i>Rubus</i>	16.4b	8.1b	1.7b	29.8a	4.8a	6.3b	3.7b	7.9b	8.5a	41.2a	8.6ab	23.7b	0.011	0.98	<0.001
NC	19.4	5.3	1.9	27.1	2.9	7.7	3.8	8.2	8.6	41.2	6.9	23.5	0.008	0.94	0.002

Values of native communities (NC) are the average of coexisting native species weighted by their relative abundance (Table S2). For each parameter and each community, different letters indicate significantly different groups (Duncan test, $P < 0.05$). Invasive species are marked by an asterisk, while N-fixing species are marked by [†].

camaldulensis showed a relatively high N content and the lowest lignin/N ratio (Table 2). ¹³C CPMAS NMR data showed that the two invasive species generally had a low relative content of O-Alkyl C but a higher fraction of methoxyl and N-alkyl C and alkyl C, compared to native plants (Table 2).

In the mixed forest, all vines obviously showed lower lignin content compared to trees; they also showed low C/N and lignin/N ratios (Table 2). Interestingly, the invasive vine *Ipomea purpurea* showed a very high N content and a low lignin content, leading to very low C/N ratio (Table 2). Considering ¹³C CPMAS NMR data, *I. purpurea* showed high relative content of methoxyl and N-alkyl C and a low fraction of O-substituted aromatic C compared to native vines (Table 2). In this community, leaf litter chemistry largely varied among trees species. For instance, C/N and lignin/N ratio ranged from 39.2 (*Arbutus unedo*) to 16.6 (*Ailanthus altissima*) and from 21.0 (*A. unedo*) to 0.8 (*Brussonetia papyrifera*), respectively (Table 2). The invasive tree species basically showed high N content and low C/N ratio species compared to native, with *B. papyrifera* also showing very low lignin content (Table 2). ¹³C CPMAS NMR data showed higher relative content of methoxyl and N-alkyl C in invasive compared to most co-occurring native trees, among which only the N-fixing *A. glutinosa* and *C. australis* showed similarly high values (Table 2). Compared to the dominant native tree (*Quercus ilex*, Table S1), all three woody species invasive of mixed forest community consistently showed lower H-C and O-substituted aromatic fractions, and higher methoxyl and N-alkyl C, carboxylic C and alkyl C (Table 2).

Finally, in the riparian forest, the invasive tree *Amorpha fruticosa* showed the highest N content coupled with the lowest C/N and lignin/N ratio (Table 2). For this species, ¹³C CPMAS NMR analysis revealed a high relative content of carboxylic C and a low fraction of O-alkyl C (Table 2).

Litter Mass Loss and N Dynamics

Decomposition dynamics significantly fitted a simple exponential model for all litter species, with decay rates largely varying among different materials (Table 2). Litter mass loss was significantly affected by the plant species source in all tested communities (Table S2), but with differences between invasive and native species widely varying in magnitude and direction across different plant communities. Accordingly, the nativity/invasivity effect in our mixed model for litter decay rate was not significant, whereas effects of site and family were statistically significant (Table 3). In the mixed forest, the invasive trees *A. altissima* and *B. papyrifera* showed the highest decay rate among woody plants, as well as *I. purpurea* did among vines (Figure 1), with values of all invasive species higher than the average of the native community (Figure 1). Differently, in both the grassland and the riparian forest, invasive species showed litter decay rates within the range observed for co-occurring native plants (Figure 1). Finally, in the sand dune, the two invasive plants produced opposite results, with the N-fixing shrub *A. longifolia* and the tree *E. camaldulensis* showing the lowest and the highest decay rates, respectively (Figure 1).

A large variability in N transfer was observed after 90 days of decomposition, with net N mineralization observed for most

of the species and N immobilization observed only in sand dune ecosystem for the native *J. phoenicea* (Figure 2, Figure S2, and Table S2). Notably, all invasive species showed a rapid N mineralization, with values of net N release higher than the average of the native community in all ecosystems (Figure 2, Figure S2). Accordingly, the nativity/invasivity effect in our mixed model for N release was statistically significant (Table 3). The effects of site and family, and their combined effect with decomposition time were statistically significant as well (Table 3), indicating that the magnitude of net N release significantly varied across different communities and phylogenetic groups, also depending on the decomposition stage. However, the interaction of site and nativity/invasivity was not significant (Table 3), indicating that in all plant communities N mineralization for invasive plants was consistently higher than that of native species. In particular, the trees species *A. altissima* and *B. papyrifera* and the vine *I. purpurea* in the mixed forest, as well as *A. fruticosa* in the riparian forest, showed N release significantly higher than that of all co-occurring native species, while in the grassland community *O. pes-caprae* showed non-significantly different value compared to the observed maximum (Figure 2). Similar results were found after 360 days of decomposition (Figure S2).

Relationships Between Litter Chemistry, Mass Loss, and N Dynamics

Considering chemical parameters of undecomposed materials, litter decay rate (*k*) was negatively associated to proximate lignin content, and C/N and lignin/N ratios, and positively to N content (Table 4). Among ¹³C CPAMS NMR regions, *k* was negatively correlated with aromatic fractions (Table 4).

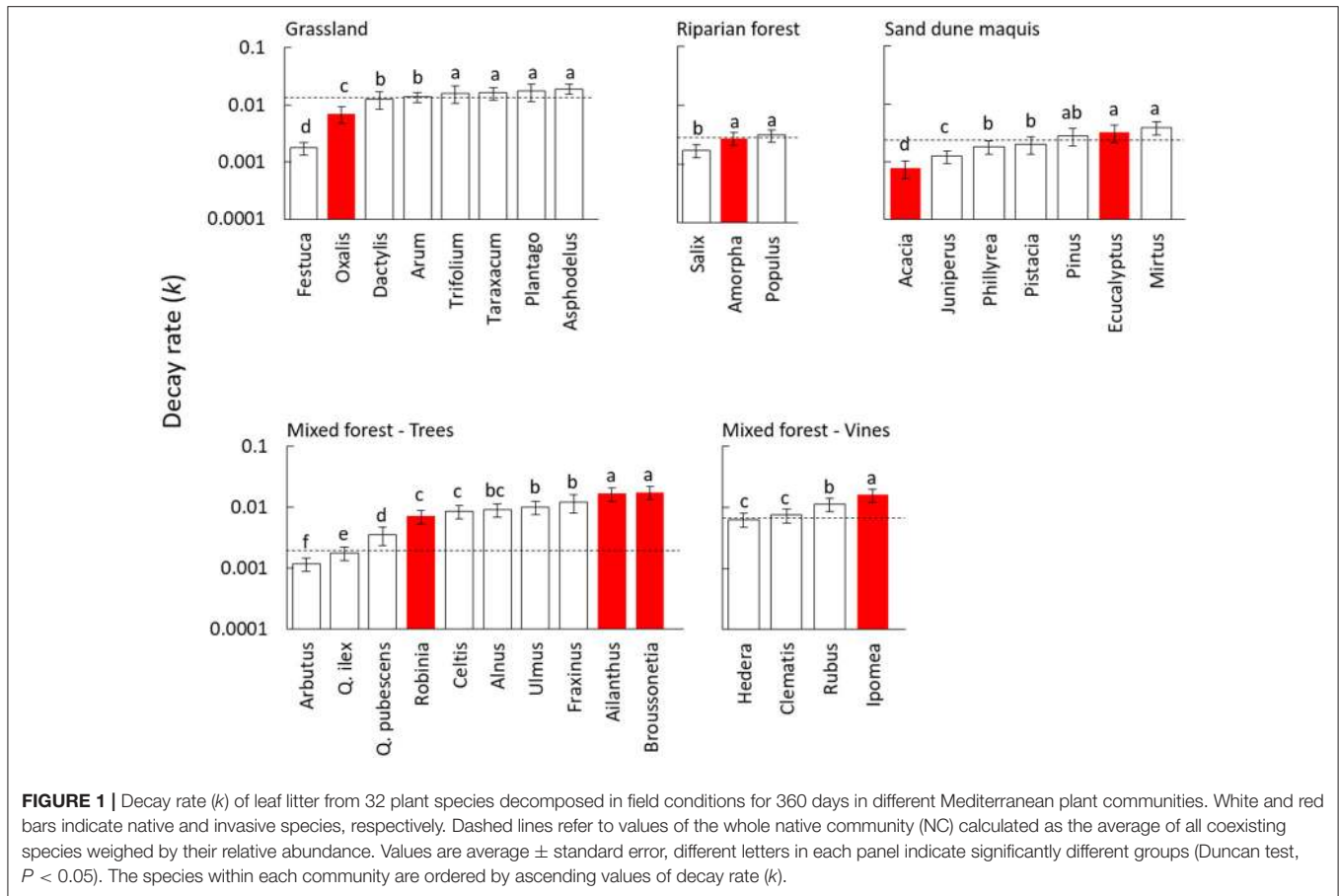
N dynamics showed a pattern of correlation with litter chemistry parameters very similar to that observed for decay rate, considering net N release after both 90 and 360 days of decomposition. The only differences were the positive association of N release, at both litter ages, with the N-alkyl C and the carboxylic C spectral regions (Table 4).

The principal component analysis (PCA) provided a satisfactory ordination of the litter chemistry parameters, with the first two eigenvalues accounting for 69.81% (42.25 and 27.56%) of the total variance (Figure 3). It synthetically showed the relationships between litter chemistry and both litter decay rate and N mineralization, with the negative association with proximate lignin content, C/N and lignin/N ratios, and the two aromatic C fractions resonating at 111–160 ppm in the ¹³C NMR spectra of the litter materials, the positive correlation with litter N content and the carboxylic C and methoxyl and N-alkyl C fraction, and the minor role of alkyl C, O-alkyl C and di-O-alkyl C regions, corresponding to lipids and carbohydrates, in explaining C and N dynamics in the litter materials (Figure 3).

DISCUSSION

Litter Mass Loss and N Release of Native and Invasive Species

In this study, decomposition rates of leaf residues did not consistently differ among invasive and native plant species.



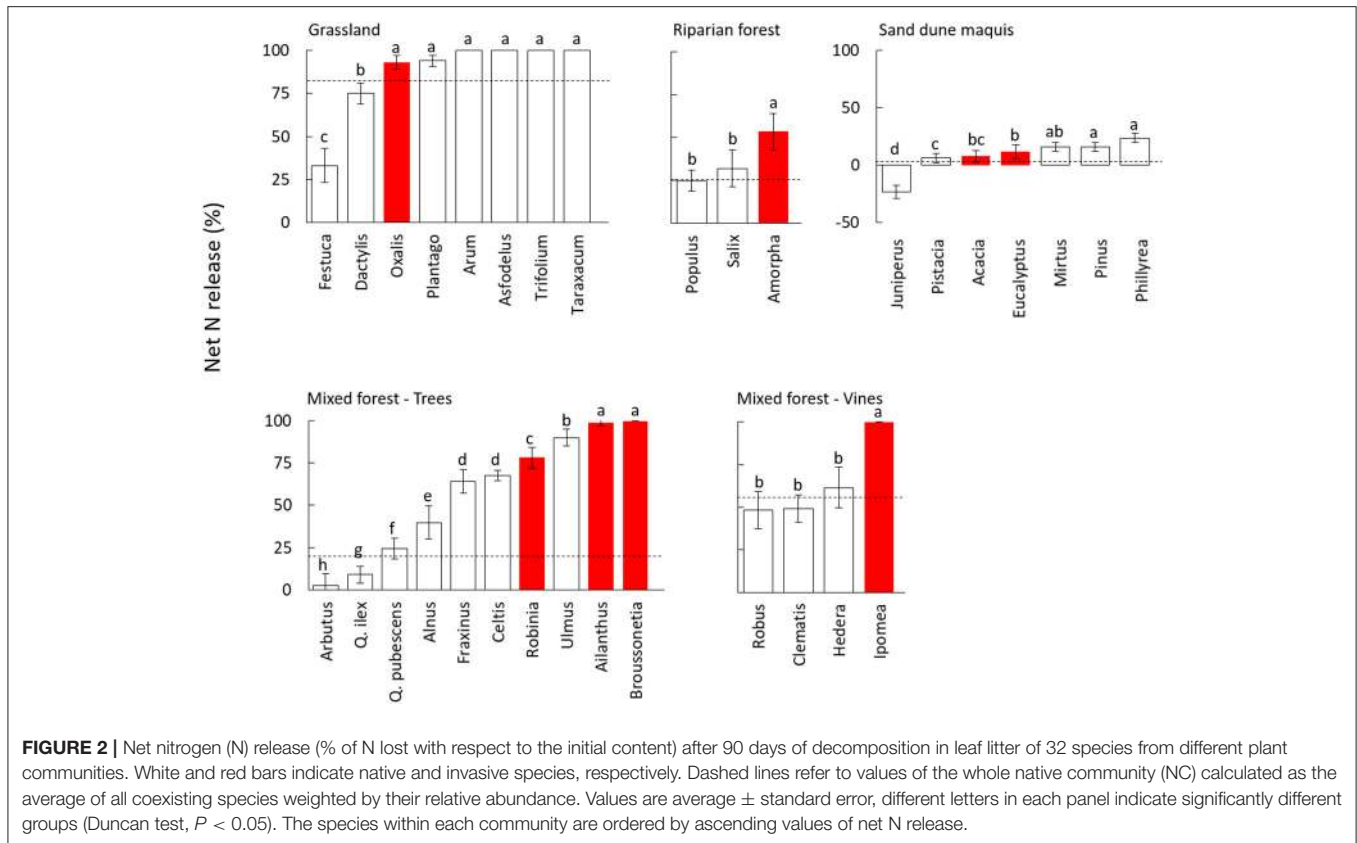
Indeed, litter of invasive plants decomposed at faster rate compared to native species in the mixed forest, when the comparison was limited to either trees or vines growth forms, but the opposite pattern was found in both grassland and sand dune vegetation. In such plant communities, the invasive forb *Oxalis pes-caprae* and the N-fixing shrub *Acacia longifolia* showed lower mass loss rate compared to most co-occurring native plants and also to the weighted average of the native community. Our results contradict early evidence summarized in the reviews by Ehrenfeld (2003) and Liao et al. (2008), where litter decay rate of invasive species was significantly higher than native plants. The meta-analysis by Castro-Díez et al. (2014) reported that the impact of plant invasion on litter decomposition was not significant. In a recent comparative study on 42 native and 36 non-native woody species in temperate deciduous forest, Jo et al. (2016) did not observe systematic differences between the two groups. The authors argued that the common view behind fast decomposition of invasive plant litter is based on the systematic bias intrinsic to the plant species selection in previous experimental studies, with inclusion of invader species with large impact on ecosystem functions while disregarding the whole native plant community. In this context, our study including all invasive species and most of the native plants in each ecosystem type is certainly not affected by biased selection. Moreover, our results support

the finding by Jo et al. (2016) since some invaders showed exceptionally high decay rate but, overall, litter mass loss was not systematically different between invasive and native plants.

One of the most remarkable results of our study was that invasive litter released N at faster rate compared with native species, independent of the considered plant community. Such difference certainly varied in different plant communities, with mean values of 13, 79, 107, 323, and over 400% for invasive herbs in grassland, vines in mixed forest, and woody trees in riparian forest, mixed forest, and sand dunes, respectively. Consistently, N release from each invasive species was faster than the average of the invaded community. In general terms, our results about N release are in agreement with previous observations referring to other ecosystems, as summarized in the meta-analysis of Liao et al. (2008) and Castro-Díez et al. (2014). As a novel point, we extend such findings to so far unexplored Mediterranean ecosystems.

Linking Litter Chemical Traits, Mass Loss, and N Release

Litter chemical traits significantly varied between invasive and native species. In general, invaders had higher N content and lower lignin/N ratio compared to coexisting native species, with the only exception of *Oxalis pes-caprae* in the grassland



ecosystem. Moreover, the methoxyl and N-alkyl C fraction assessed by ^{13}C CPMAS NMR, which relates to proteins and peptides but also to lignin components, was basically higher in invasive plants, especially considering N-fixing woody species.

Simple regression and PCA analyses provided indication of the chemical traits likely controlling litter mass loss and N mineralization, i.e., N concentration and proximate lignin content, lignin/N ratio and the methoxyl and N-alkyl C NMR regions. In detail, rates of C and N mineralization were negatively associated to proximate lignin content and positively to N concentration. This finding, indeed, is not new, but confirmative of well-established previous knowledge (Meentemeyer, 1978; Melillo et al, 1982; Taylor et al., 1989; Bonanomi et al., 2013). However, at this stage, a key question arises from our results: if litter mass loss and N mineralization are controlled by the same chemical traits, why invasive species had similar decay rate compared to co-occurring native plants, but a faster N mineralization? The extensive characterization of litter chemical traits carried out in this study, combining element and proximate analyses with ^{13}C CPMAS NMR data, could help to shed light on this question.

Proximate lignin content was negatively associated to both decay rate and N mineralization, with very similar correlation scores. Differently, litter N content showed a higher coefficient of correlation with N mineralization than with mass loss, indicating a stronger relationship. Then, it could be argued that, at similar

levels of lignin content, litter materials with lower lignin/N ratio because of higher N content, as we observed for invasive species, promote N mineralization more than mass loss. Castro-Díez et al. (2014) reported that invasive species, in spite of a lower C/N ratio, have similar decay rate compared to co-occurring native plants. Accordingly, Jo et al. (2016) recently found higher N content in invasive than in native plant litter, but mass loss rates were not significantly different. The authors suggested that a high lignin content in invasive plant litter constrains mass loss, thus obscuring the enhancing effect of the high N content. Our results support this hypothesis limited to mass loss dynamics, but not for N mineralization that, in our study case, is strictly controlled by the initial litter N content. Results of litter analysis by ^{13}C CPMAS NMR further supports this hypothesis.

The relative abundance of the methoxyl and N-alkyl C region was positively correlated with N mineralization but not with litter mass loss. Such NMR spectral region can be associated in litter to aminoacidic alpha-carbon, hence to peptides and protein content, whereas methoxyl C are indicative of lignin content (Kögel-Knabner, 2002). Since the spectral signals of N-alkyl and methoxyl carbons overlap in the spectral region at 46–60 ppm, a high peak in this region alone does not conclusively clarify whether the sample has a high content of N and/or a high content of lignin. Interestingly, litter materials from the invasive, N-fixing woody species included in this study (i.e., *Acacia longifolia*, *Amorpha fruticosa*, and *Robinia pseudoacacia*, Table S1) all showed high peaks in this spectral region, which

TABLE 3 | Summary of Generalized Linear Mixed Modeling (GLMM) results for litter decay rate (*K*) and net nitrogen (N) release, testing fixed effects of plant nativity/invasivity, and random effects of site and phylogenetic groups (i.e., family) and, limited to N release, decomposition time.

	Effect type	d.f.	SS	MS	F	P	Statistical significance
DECAY RATE (K)							
Nativity	Fixed	1	0.000004	0.000004	1.13	0.361	n.s.
Site	Random	3	0.000243	0.000081	15.83	<0.000	***
Family	Random	17	0.000567	0.000033	14.02	<0.001	***
Nativity × Site	Random	3	0.000018	0.000006	2.45	0.122	n.s.
NET N RELEASE							
Nativity	Fixed	1	845.7	845.7	7.45	0.007	**
Family	Random	5	17904.5	3580.9	5.21	0.004	**
Site	Random	3	24461.5	12230.8	11.14	0.046	*
Time	Fixed	1	1563.2	1563.2	1.60	0.277	n.s.
Nativity × Site	Random	1	558.9	558.9	2.41	0.124	n.s.
Nativity × Time	Fixed	1	31.3	31.3	0.28	0.600	n.s.
Family × Time	Random	19	12760.5	671.6	5.91	<0.001	***
Site × Time	Random	3	2571.7	857.2	7.55	<0.001	***

Second order effects are limited to tested effect level combinations. Model coefficients (i.e., estimated slopes and standard error for each effect level) are reported in Table S3. Asterisks indicate statistical significance (****P* < 0.001; ***P* < 0.01; **P* < 0.05; n.s., not significant).

TABLE 4 | Correlation (Pearson’s *r*, *N* = 32 in all cases) between litter chemical traits and litter mass loss and net nitrogen release (recorded after 90 and 360 days of decomposition).

	Litter decay rate (<i>k</i>)	Nitrogen release (% after 90 d)	Nitrogen release (% after 360 d)
ELEMENTAL AND PROXIMATE PARAMETERS			
Cellulose (%)	0.04	0.24	0.14
Lignin (%)	−0.66*	−0.68*	−0.68*
N content (%)	0.44*	0.59*	0.55*
C: N ratio	−0.37*	−0.59*	−0.78*
Lignin: N ratio	−0.57*	−0.72*	−0.92*
¹³C-CPMAS NMR-DERIVED PARAMETERS			
Alkyl C: 0–45 ppm	−0.02	−0.03	0.03
Methoxyl and N-alkyl C: 46–60 ppm	0.32	0.46*	0.47*
O-alkyl C: 61–90 ppm	0.20	0.25	0.03
di-O-alkyl C: 91–110 ppm	−0.17	−0.25	−0.35
H-C-substituted aromatic C: 111–140 ppm	−0.43*	−0.62*	−0.39*
O-substituted aromatic C: 141–160 ppm	−0.54*	−0.70*	−0.50*
Carboxylic C: 161–190 ppm	0.28	0.52*	0.56*

*Statistically significant correlations (*P* < 0.01).

corresponded to high contents of N, recorded by elemental analyses, and proximate lignin. These leaf materials consistently underwent fast processes of N mineralization, not observed for mass loss, as related to such peculiar litter chemistry. Clearly, this result suggests that the initial N content of litter promotes N mineralization more than C loss. In this regard, it is also well known that the initial N content has a dual effect on litter decomposition depending on its stage; while it enhances mass

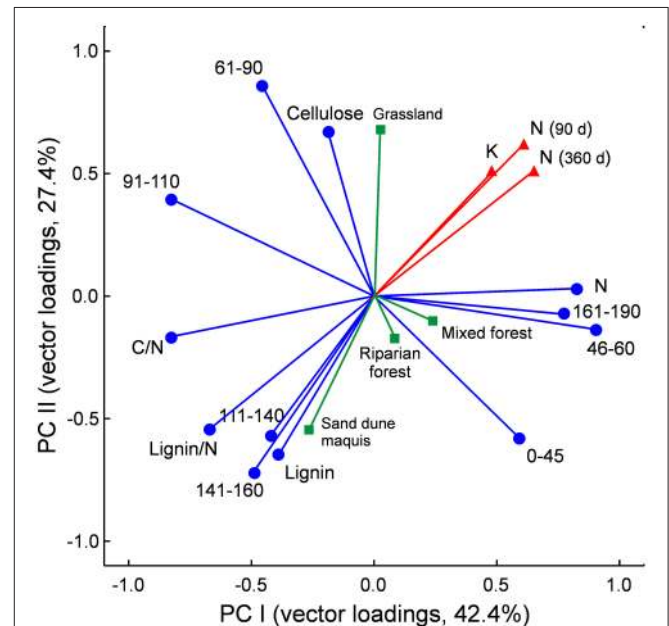


FIGURE 3 | Principal component analysis (PCA) of litter chemical traits (blue vectors), based on values recorded in the 32 litter materials. Data refer to loading vectors of litter chemical parameters assessed by elemental, proximate, and ¹³C-CPMAS NMR spectroscopy analyses. Spectral regions are labeled by resonance interval in ppm, with corresponding C types according to Bonanomi et al. (2013): 0–45 ppm = alkyl C; 46–60 ppm = methoxyl and N-alkyl C; 61–90 ppm = O-alkyl C; 91–110 ppm = di-O-alkyl C; 111–140 ppm = H- and C- substituted aromatic C; 141–160 ppm O-substituted aromatic C (phenolic and O-aryl C); 161–190 ppm carboxyl C. Litter decay rate (*k*), net N release after 90 and 360 days and plant communities are also plotted as supplementary variables (red and green vectors) following Legendre and Legendre (1998).

loss during the first decay stages (up to 30–40% of mass loss) it has a limiting effect in later stages (Berg and Matzner, 1997).

During the early phases of the process, a high N content can sustain large microbial populations that rapidly consume labile C compounds which results in a faster mass loss. Inversely, a high N concentration inhibits mass loss at later stages by favoring the formation of recalcitrant chemical complexes with lignin, even though the microbiological and biochemical mechanisms have not yet been fully explained (Hatakka, 2001; Berg and McClaugherty, 2014).

Implications at Plant Community Scale

Invader species are expected to affect N cycle in all the Mediterranean plant communities considered in our study. In mixed forest, the three invasive species showed faster C and N loss compared with native plants. The impacts of *Ailanthus altissima* and *Robinia pseudoacacia* on Mediterranean ecosystems have been widely investigated (Vilà et al., 2006; González-Muñoz et al., 2013), while no studies were specifically focused on *Broussonetia papyrifera*. Our data, being not affected by species-selection bias as based on the whole-community approach (Hulme et al., 2013), indicate that C and N mineralization rates of invasive plants are strikingly high especially when compared to the most abundant native tree, *Quercus ilex*, an evergreen sclerophyll oak with high lignin and very low N leaf content. As a consequence, a large impact can be expected on C and N stocks and fluxes in Mediterranean evergreen and mixed forests due to this multiple species invasion (Kuebbing et al., 2013). Such impact could also be exacerbated by the invasive vines such as *Ipomea purpurea*. Despite all native and invasive vines underwent fast C and N mineralization, *I. purpurea* showed the maximum rates, releasing 100% of the initial N content after 90 days of decomposition, as compared to 38, 51, and 52% of the native vines *Hedera helix*, *Clematis vitalba*, and *Rubus ulmifolius* over the same period. As discussed above, the combination of high N content, high methoxyl and N-alkyl C fraction, and low proximate lignin content, could explain the response of *I. purpurea* litter to microbial decomposition.

Amorpha fruticosa has been reported as an aggressive invader of riparian plant communities worldwide, including Japan (Takagi and Hioki, 2013), US (Glad and Halse, 1993), and Europe (Quézel et al., 1990). However, no previous studies addressed its impact on the N cycle of invaded ecosystems. Litter from such N-fixing tree underwent faster N mineralization compared to the native *Pinus nigra* and *Salix alba*, presumably due to high leaf N content and low lignin/N ratio. Accordingly, its impact on C and N cycle in Mediterranean riparian forests is expected to be high, also because of the absence of native N-fixing trees or shrubs that may competitively exclude *A. fruticosa* from the invaded system.

Marchante et al. (2008) studied the long-term impact of *Acacia longifolia* on Mediterranean sand dunes, reporting an increase of soil organic C stock 20 years after the invasion, ascribed to high litter fall. Consistently, our results indicate that chemical traits of *A. longifolia* litter, such as a relatively high N concentration combined with very high proximate lignin content, could slow down litter C loss, while counterintuitively enhancing N mineralization rate. The combined effects of such processes may consist in an increase of soil organic

C stock coupled with N depletion, with potential positive feedback on further invasion. On the other hand, the impact of *Eucalyptus camaldulensis* invasion on Mediterranean sand dunes has not yet been investigated. This evergreen tree showed litter mass loss and N release slightly higher than the average of the invaded community, apparently unaffected by the extremely high ^{13}C NMR alkyl C fraction, which typically indicates the content of lipids such as waxes, cutins, and oils (Kögel-Knabner, 2002). However, the impacts of significant inputs of such chemical compounds by *E. camaldulensis* invasion on soil quality, microbial and native plant communities are unknown, and certainly deserve further investigation.

Finally, the grassland invasion by *Oxalis pes-caprae*, which is recognized as one of the most important invasive species in the Mediterranean biome (Gimeno et al., 2006) likely had the most limited impact, among the tested cases, on local C and N cycles. Indeed, *O. pes-caprae* was the only invasive plant to show lower litter N content and higher lignin/N ratio compared to most of the co-occurring native species. However, its litter N release was slightly faster than the average of the native community. Then, considering that this species has earlier phenology compared to co-occurring herbs, it can be expected that invaded grasslands show significant N release to the soil in early spring, whose possibly detrimental effect on native plant community, or a shift toward more nitrohytic assemblages, should be effectively assessed.

CONCLUSIONS

Our field assessment of litter mass loss for 32 species in 4 different plant communities revealed no consistent differences between native and invasive species, although some woody and vine invaders showed exceptionally high decomposition rate. In contrast, N release was faster during litter decomposition of the invasive plants compared to native species in all the tested communities. N concentration, proximate lignin content and the fraction of methoxyl and N-alkyl C from ^{13}C CPMAS NMR spectra, linked to aminoacid and lignin content, were the chemical parameters that better explained mass loss and N mineralization. A significant difference in such chemical traits was found between native and invasive species. According to our findings, invader species are expected to affect N cycle in Mediterranean plant communities, possibly promoting a shift toward different plant assemblages and further invasion of exotic species.

AUTHOR CONTRIBUTIONS

GI, FC, GB, and FG conceived the study, designed the work and conducted the data analysis. GB, AA, TS, GC, and RD collected litter samples, carried out the decomposition experiment and made chemical analyses. GB, AA, and RD contributed to data analyses. GI and FC wrote the manuscript, with contributions from all the other authors, FG revised the final draft.

ACKNOWLEDGMENTS

The ^{13}C -CPMAS NMR measurements were performed at the CERMANU-Interdepartmental Research Centre, University of Napoli Federico II.

REFERENCES

- Aerts, R. (1997). Climate, leaf litter chemistry and leaf litter decomposition in terrestrial ecosystems: a triangular relationship. *Oikos* 79, 439–449. doi: 10.2307/3546886
- Almendros, G., Dorado, J., González-Vila, F. J., Blanco, M. J., and Lankes, U. (2000). ^{13}C NMR assessment of decomposition patterns during composting of forest shrub biomass. *Soil Biol. Biochem.* 32, 793–804. doi: 10.1016/S0038-0717(99)00202-3
- Ashton, I. W., Hyatt, L. A., Howe, K. M., Gurevitch, J., and Lerdau, M. T. (2005). Invasive species accelerate decomposition and litter nitrogen loss in a mixed deciduous forest. *Ecol. Appl.* 15, 1263–1272. doi: 10.1890/04-0741
- Attwill, P. M., and Adams, M. A. (1993). Nutrient cycling in forests. *New Phytol.* 124, 561–582. doi: 10.1111/j.1469-8137.1993.tb03847.x
- Austin, A. T., and Vivanco, L. (2006). Plant litter decomposition in a semi-arid ecosystem controlled by photodegradation. *Nature* 422, 555–558. doi: 10.1038/nature05038
- Berg, B., and Matzner, E. (1997). The effect of N deposition on the mineralization of C from plant litter and humus. *Environ. Rev.* 5, 1–25. doi: 10.1139/a96-017
- Berg, B., and McLaugherty, C. (2014). *Plant Litter: Decomposition, Humus Formation and Carbon Sequestration, 3rd Edn.* Berlin; Heidelberg: Springer-Verlag.
- Bonanomi, G., Incerti, G., Giannino, F., Mingo, A., Lanzotti, V., and Mazzoleni, S. (2013). Litter quality assessed by solid state ^{13}C NMR spectroscopy predicts decay rate better than C/N and Lignin/N ratios. *Soil Biol. Biochem.* 56, 40–48. doi: 10.1016/j.soilbio.2012.03.003
- Bradford, M. A., Berg, B., Maynard, D. S., Wieder, W. R., and Wood, S. A. (2016). Understanding the dominant controls on litter decomposition. *J. Ecol.* 104, 229–238. doi: 10.1111/1365-2745.12507
- Castro-Díez, P., Godoy, O., Alonso, A., Gallardo, A., and Saldaña, A. (2014). What explains variation in the impacts of exotic plant invasions on the nitrogen cycle? A meta-analysis. *Ecol. Lett.* 17, 1–12. doi: 10.1111/ele.12197
- Cornwell, W. K., Cornelissen, J. H., Amatangelo, K., Dorrepaal, E., Eviner, V. T., Godoy, O., et al. (2008). Plant species traits are the predominant control on litter decomposition rates within biomes worldwide. *Ecol. Lett.* 11, 1065–1071. doi: 10.1111/j.1461-0248.2008.01219.x
- Coûteaux, M. M., Bottner, P., and Berg, B. (1995). Litter decomposition, climate and litter quality. *Tree* 10, 63–66. doi: 10.1016/S0169-5347(00)88978-8
- Criquet, S., Ferre, E., Farnet, A. M., and Le Petit, J. (2004). Annual dynamics of phosphatase activities in an evergreen oak litter: influence of biotic and abiotic factors. *Soil Biol. Biochem.* 36, 1111–1118. doi: 10.1016/j.soilbio.2004.02.021
- D'Antonio, C. M., and Vitousek, P. M. (1992). Biological invasions by exotic grasses, the grass/fire cycle, and global change. *Annu. Rev. Ecol. Syst.* 23, 63–87. doi: 10.1146/annurev.es.23.110192.000431
- Ehrenfeld, J. G. (2003). Effects of exotic plant invasions on soil nutrient cycling processes. *Ecosystems* 6, 503–523. doi: 10.1007/s10021-002-0151-3
- Ehrenfeld, J. G., Kourtev, P., and Huang, W. (2001). Changes in soil functions following invasions of exotic understory plants in deciduous forests. *Ecol. Appl.* 11, 1287–1300. doi: 10.1890/1051-0761(2001)011[1287:CISFFI]2.0.CO;2
- Facelli, J. M., and Pickett, S. T. A. (1991). Plant litter: its dynamics and its role in plant community structure. *Bot. Rev.* 57, 1–32. doi: 10.1007/BF02858763
- Furey, C., Tecco, P. A., Perez-Harguindeguy, N., Giorgis, M. A., and Grossi, M. (2014). The importance of native and exotic plant identity and dominance on decomposition patterns in mountain woodlands of central Argentina. *Acta Oecol.* 54, 13–20. doi: 10.1016/j.actao.2012.12.005
- Galasso, G., Conti, F., Peruzzi, L., Ardenghi, N. M. G., Banfi, E., Celesti-Grapow, L., et al. (2018). An updated checklist of the vascular flora alien to Italy. *Plant Biosyst.* 152, 179–303. doi: 10.1080/11263504.2018.1441197
- Gessner, M. O. (2005). “Proximate lignin and cellulose,” in *Methods to Study Litter Decomposition. A Practical Guide*, eds M. A. S. Graca, F. Bärlocher, and M. O. Gessner (Dordrecht, NL: Springer), 115–120.
- Gimeno, I., Vilà, M., and Hulme, P. E. (2006). Are islands more susceptible to plant invasion than continents? A test using *Oxalis pes-caprae* L. in the western Mediterranean. *J. Biogeogr.* 33, 1559–1565. doi: 10.1111/j.1365-2699.2006.01525.x
- Glad, J. B., and Halse, R. R. (1993). Invasion of *Amorpha fruticosa* L. (Leguminosae) along the Columbia and Snake Rivers in Oregon and Washington. *Madrono* 40, 62–65.
- González-Muñoz, N., Castro-Díez, P., and Parker, I. M. (2013). Differences in nitrogen use strategies between native and exotic tree species: predicting impacts on invaded ecosystems. *Plant Soil* 363, 319–329. doi: 10.1007/s11104-012-1329-x
- Grime, J. P. (1998). Benefits of plant diversity to ecosystems: immediate, filter and founder effects. *J. Ecol.* 86, 902–910. doi: 10.1046/j.1365-2745.1998.00306.x
- Groat, J. A., Levings, C. D., and Richardson, J. S. (1997). Decomposition rates of purple loosestrife (*Lythrum salicaria*) and Lyngbyei's sedge (*Carex lyngbyei*) in the Fraser River Estuary. *Estuaries* 20, 96–102.
- Hatakka, A. (2001). “Biodegradation of lignin,” in *Lignin, Humic Substances and Coal, Biopolymers*, Vol 1, eds M. Hofman, A. Stein (Weinheim: Wiley), 129–180.
- Hättenschwiler, S., Coq, S., Barantal, S., and Tanya, I. (2011). Leaf traits and decomposition in tropical rainforests: revisiting some commonly held views and towards a new hypothesis. *New Phytol.* 189, 950–965. doi: 10.1111/j.1469-8137.2010.03483.x
- Hättenschwiler, S., Tiunov, A. V., and Scheu, S. (2005). Biodiversity and litter decomposition in terrestrial ecosystems. *Annu. Rev. Ecol. Evol. Syst.* 36, 191–218. doi: 10.1146/annurev.ecolsys.36.112904.151932
- Hawkes, C. V., Wren, I. F., Herman, D. J., and Firestone, M. K. (2005). Plant invasion alters nitrogen cycling by modifying the soil nitrifying community. *Ecol. Lett.* 8, 976–985. doi: 10.1111/j.1461-0248.2005.00802.x
- Hulme, P. E., Pyšek, P., Jarošík, V., Pergl, J., Schaffner, U., and Vila, M. (2013). Bias and error in understanding plant invasion impacts. *Trends Ecol. Evol.* 28, 212–218. doi: 10.1016/j.tree.2012.10.010
- Hulme, P. E., Pyšek, P., Nentwig, W., and Vilà, M. (2009). Will threat of biological invasions unite the European Union. *Science* 324, 40–41. doi: 10.1126/science.1171111
- Incerti, G., Bonanomi, G., Giannino, F., Rutigliano, F. A., Piermatteo, D., Castaldi, S., et al. (2011). Litter decomposition in Mediterranean ecosystems: modelling the controlling role of climatic conditions and litter quality. *Appl. Soil Ecol.* 49, 148–157. doi: 10.1016/j.apsoil.2011.06.004
- Inglisma, I., Alberti, G., Bertolini, T., Vaccari, F. P., Gioli, B., Miglietta, F., et al. (2009). Precipitation pulses enhance respiration of Mediterranean ecosystems: the balance between organic and inorganic components of increased soil CO₂ efflux. *Glob. Change Biol.* 15, 1289–1301. doi: 10.1111/j.1365-2486.2008.01793.x
- Jo, I., Fridley, J. D., and Frank, D. A. (2016). More of the same? *In situ* leaf and root decomposition rates do not vary between 80 native and nonnative deciduous forest species. *New Phytol.* 209, 115–122. doi: 10.1111/nph.13619
- Kazakou, E., Violle, C., Roumet, C., Pintor, C., Gimenez, O., and Garnier, E. (2009). Litter quality and decomposability of species from a Mediterranean succession depend on leaf traits but not on nitrogen supply. *Ann. Bot.* 104, 1151–1161. doi: 10.1093/aob/mcp202
- Kögel-Knabner, I. (2002). The macromolecular organic composition of plant and microbial residues as inputs to soil organic matter. *Soil Biol. Biochem.* 34, 139–162. doi: 10.1016/S0038-0717(01)00158-4
- Kuebbing, S. E., Nuñez, M. A., and Simberloff, D. (2013). Current mismatch between research and conservation efforts: the need to

SUPPLEMENTARY MATERIAL

The Supplementary Material for this article can be found online at: <https://www.frontiersin.org/articles/10.3389/fpls.2018.00534/full#supplementary-material>

- study co-occurring invasive plant species. *Biol. Conserv.* 160, 121–129. doi: 10.1016/j.biocon.2013.01.009
- Legendre, P., and Legendre, L. (1998). *Numerical Ecology, 2nd Edn.* Amsterdam: Elsevier, 853.
- Le Maitre, D. C., Van Wilgen, B. W., Chapman, R. A., and McKelly, D. H. (1996). Invasive plants and water resources in the Western Cape Province, South Africa: modelling the consequences of a lack of management. *J. Appl. Ecol.* 33, 161–172. doi: 10.2307/2405025
- Liao, C., Peng, R., Luo, Y., Zhou, X., Wu, X., Fang, C., et al. (2008). Altered ecosystem carbon and nitrogen cycles by plant invasion: a meta-analysis. *New Phytol.* 177, 706–714. doi: 10.1111/j.1469-8137.2007.02290.x
- Lindsay, E. A., and French, K. (2005). Litterfall and nitrogen cycling following invasion by *Chrysanthemoides monilifera* ssp. *Rotundata* in coastal Australia. *J. Appl. Ecol.* 42, 556–566. doi: 10.1111/j.1365-2664.2005.01036.x
- Liski, J., Nissinen, A., Erhard, M., and Taskinen, O. (2003). Climatic effect on litter decomposition from arctic tundra to tropical rainforest. *Glob. Chang. Biol.* 9, 575–584. doi: 10.1046/j.1365-2486.2003.00605.x
- Marchante, E., Kjoller, A., Struwe, S., and Freitas, H. (2008). Short-and long-term impacts of *Acacia longifolia* invasion on the belowground processes of a Mediterranean coastal dune ecosystem. *Appl. Soil Ecol.* 40, 210–217. doi: 10.1016/j.apsoil.2008.04.004
- Mathers, N. J., Jalota, R. K., Dalal, R. C., and Boyd, S. E. (2007). ¹³C-NMR analysis of decomposing litter and fine roots in the semi-arid Mulga Lands of southern Queensland. *Soil Biol. Biochem.* 39, 993–1006. doi: 10.1016/j.soilbio.2006.11.009
- Meentemeyer, V. (1978). Macroclimate and lignin control of litter decomposition rates. *Ecology* 59, 465–472. doi: 10.2307/1936576
- Melillo, J. M., Aber, J. D., and Muratore, J. F., (1982). Nitrogen and lignin control of hardwood leaf litter decomposition dynamics. *Ecology* 63, 621–626. doi: 10.2307/1936780
- Olson, J. S. (1963). Energy storage and the balance of producers and decomposers in ecological systems. *Ecology* 44, 322–331. doi: 10.2307/1932179
- Pimentel, D., Lach, L., Zuniga, R., and Morrison, D. (2000). Environmental and economic costs of nonindigenous species in the United States. *Bioscience* 50, 53–65. doi: 10.1641/0006-3568(2000)050[0053:EAECON]2.3.CO;2
- Preston, C. M., Nault, J. R., and Trofymow, J. A. (2009). Chemical changes during 6 years of decomposition of 11 litters in some Canadian forest sites. Part 2. ¹³C abundance, solid-state ¹³C NMR spectroscopy and the meaning of “lignin”. *Ecosystems* 12, 1078–1102. doi: 10.1007/s10021-009-9267-z
- Quézel, P., Barbero, M., Bonin, G., and Loisel, R. (1990). “Recent plant invasions in the circum-Mediterranean region,” in *Biological Invasions in Europe and the Mediterranean Basin*, eds F. Castri, A. J. Hansen, and M. Debussche (Dordrecht, NL: Springer), 51–60.
- Takagi, K., and Hioki, Y. (2013). Autecology, distributional expansion and negative effects of *Amorpha fruticosa* L. on a river ecosystem: a case study in the Sendaigawa River, Tottori Prefecture. *Landscape Ecol. Eng.* 9, 175–188. doi: 10.1007/s11355-012-0195-2
- Taylor, B. R., Parkinson, D., and Parsons, W. F. J. (1989). Nitrogen and lignin content as predictors of litter decay rates: a microcosm test. *Ecology* 70, 97–104. doi: 10.2307/1938416
- Vilà, M., Tessier, M., Suehs, C. M., Brundu, G., Carta, L., Galanidis, A., et al. (2006). Local and regional assessments of the impacts of plant invaders on vegetation structure and soil properties of Mediterranean islands. *J. Biogeogr.* 33, 853–861. doi: 10.1111/j.1365-2699.2005.01430.x
- Vitousek, P. M., and Walker, L. R. (1989). Biological invasion by *Myrica faya* in Hawaii: plant demography, nitrogen fixation, ecosystem effects. *Ecol. Monogr.* 59, 247–265. doi: 10.2307/1942601
- Vitousek, P. M., Walker, L. R., Whiteaker, L. D., Mueller-Dombois, D., and Matson, P. A. (1987). Biological invasion by *Myrica faya* alters ecosystem development in Hawaii. *Science* 238, 802–804. doi: 10.1126/science.238.4828.802
- Windham, L., and Ehrenfeld, J. G. (2003). Net impact of a plant invasion on nitrogen-cycling processes within a brackish tidal marsh. *Ecol. Appl.* 13, 883–896. doi: 10.1890/02-5005

Conflict of Interest Statement: The authors declare that the research was conducted in the absence of any commercial or financial relationships that could be construed as a potential conflict of interest.

Copyright © 2018 Incerti, Carteni, Cesarano, Sarker, Abd El-Gawad, D’Ascoli, Bonanomi and Giannino. This is an open-access article distributed under the terms of the Creative Commons Attribution License (CC BY). The use, distribution or reproduction in other forums is permitted, provided the original author(s) and the copyright owner are credited and that the original publication in this journal is cited, in accordance with accepted academic practice. No use, distribution or reproduction is permitted which does not comply with these terms.