



J. Serb. Chem. Soc. 78 (6) 769–779 (2013)
JSCS–4456

Fe₃O₄ nanoparticles: a highly efficient and easily reusable catalyst for the one-pot synthesis of xanthene derivatives under solvent-free conditions

MOHAMMAD ALI GHASEMZADEH¹, JAVAD SAFAEI-GHOMI^{1*}
and SAFURA ZAHEDI²

¹Department of Chemistry, Qom Branch, Islamic Azad University, Qom, I. R. Iran and

²Department of Organic Chemistry, Faculty of Chemistry, University of Kashan,
51167-Kashan, I. R. Iran

(Received 24 June, revised 9 December 2012)

Abstract: Magnetically separable Fe₃O₄ nanoparticles supply an environmentally friendly procedure for the synthesis of 14-aryl-14*H*-dibenzo[*a,j*]xanthene and 1,8-dioxooctahydroxanthene derivatives. These compounds were obtained in high yields and short reaction times by the reaction of dimedone and 2-naphthol with various aromatic aldehydes under solvent-free conditions. The catalyst could be easily recovered using an external magnet and reused for six cycles with almost consistent activity.

Keywords: xanthenes, nanoparticles, solvent-free condition, magnetic catalyst, Fe₃O₄.

INTRODUCTION

Nanotechnology has been one of the most active research areas in recent years. The reactivity of catalytic nanoparticles is largely determined by the energy of surface atoms, which can be easily gauged by the number of neighboring atoms and by the bonding modes and accompanying energies of small molecules to be transformed on the surfaces of nanoparticles.^{1,2} Magnetic nanoparticles are a class of nanostructured materials of current interest, due to the largely advanced technology and medical applications, envisioned or realized. Among the various magnetic nanoparticles under investigation, Fe₃O₄ nanoparticles (Fe₃O₄ NPs) are arguably the most extensively studied.³ The main characteristic of these nanoparticles is the simple and convenient separation from a reaction media by magnetic separation.^{4–7} Recently, magnetite nanoparticles were used as an efficient catalyst in many organic transformations.^{8–12}

* Corresponding author. E-mail: safaei@kashanu.ac.ir
doi: 10.2298/JSC120624156G

Xanthene and its derivatives are an important class of organic compounds because of their wide range of biological and pharmaceutical properties.¹³⁻¹⁵ In addition, these compounds are widely used in dyes,¹⁶ laser technologies¹⁷ and as pH-sensitive fluorescent materials.¹⁸ There are several methods for the synthesis of xanthene derivatives, such as in the reaction of aryloxymagnesium halides with triethyl orthoformate,¹⁹ cyclodehydration,²⁰ trapping of benzynes by phenols,²¹ intramolecular reactions of benzaldehyde and acetophenones,²² cyclization of polycyclic aryl triflate esters,²³ cyclocondensation of 2-hydroxy aromatic aldehydes²⁴ and the reaction of aldehydes, 2-naphthol and dimedone.²⁵ The preparation of xanthenes has been achieved *via* reaction of aldehydes and 2-naphthol by cyclodehydration using diverse catalysts, such as $H_4[SiW_{12}O_{40}]$,²⁶ PEG-SO₃H,²⁷ WCl₆,²⁸ poly(4-vinylpyridinium) hydrogen sulfate,²⁹ silica sulfuric acid,³⁰ Cu(CH₃CN)₄PF₆,³¹ bismuth(III) chloride,³² sulfonic acid functionalized silica (SiO₂-Pr-SO₃H),³³ Sc[N(SO₂C₈F₁₇)₂]₃,³⁴ silica-supported ferric hydrogen sulfate,³⁵ P₂O₅ or InCl₃,³⁶ polystyrene-supported aluminum chloride,³⁷ nano TiO₂,³⁸ AgI nanoparticles,³⁹ organocatalysts⁴⁰ and functionalized SBA-15.⁴¹

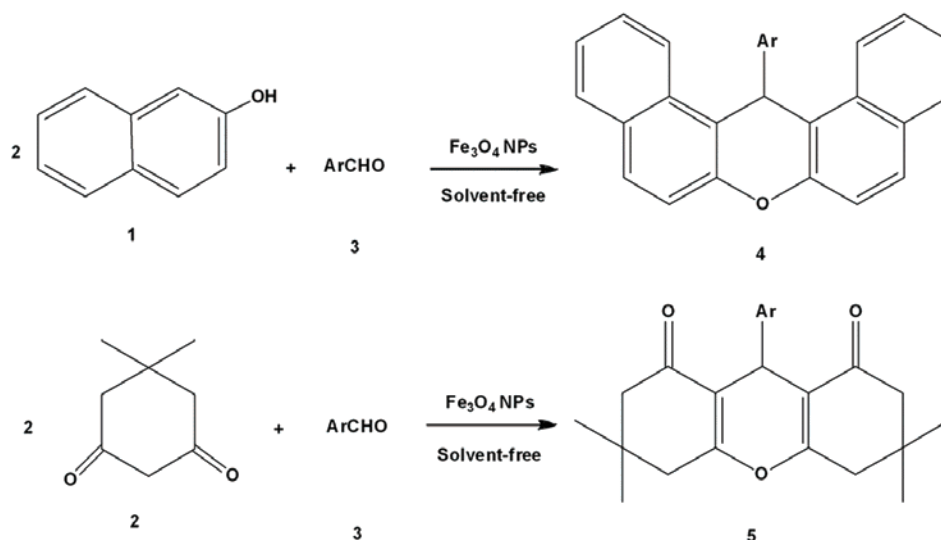
The classical method for the synthesis of 1,8-dioxooctahydroxanthenes involves the condensation of two equivalent of 1,3-diketones, such as dimedone (5,5-dimethyl-1,3-cyclohexanedione) with various aldehydes,⁴² catalyzed using different catalysts including *p*-dodecylbenzenesulfonic acid,⁴³ InCl₃/ionic liquid,⁴⁴ Fe³⁺-montmorillonite,⁴⁵ NaHSO₄-SiO₂ or silica chloride,⁴⁶ amberlyst 15,⁴⁷ silica sulfuric acid⁴⁸ and 1-(carboxymethyl)-3-methylimidazolium tetrafluoroborate ([cmim][BF₄]).⁴⁹

In accordance to the above-mentioned importance of magnetite nanoparticles and the significant importance of xanthenes derivatives, it was thought that there is scope for further innovation towards milder reaction conditions, short reaction time and improvement of yield in the synthesis of xanthene derivatives. Herein a highly efficient and clean method for the synthesis of 14-aryl-14*H*-dibenzo[*a,j*]-xanthene and 1,8-dioxooctahydroxanthene derivatives using Fe₃O₄ nanoparticles as a green and robust catalyst under thermal and solvent-free conditions is reported (Scheme 1).

EXPERIMENTAL

The employed high purity commercial reagent grade chemicals were purchased from Merck and Fluka. Fe₃O₄ nanoparticles were prepared according to the procedure reported by Zhang *et al.*⁹ The IR spectra were recorded as KBr pellet on a Perkin-Elmer 781 spectrophotometer and an Impact 400 Nicolet FT-IR spectrophotometer. The ¹H- and ¹³C-NMR spectra were recorded in CDCl₃ solvent on a Bruker DRX-400 spectrometer (400 MHz) using TMS as an internal reference. The mass spectra were recorded on a Joel D-30 instrument at an ionization potential of 70 eV. All melting points are uncorrected and were determined in a capillary tube on Boetius melting point microscope. The purity determination of the substrates and reactions monitoring were accomplished by TLC on silica gel polygram SILG/UV 254 plates. The elemental analyses (C, H, N) were realized using a Carlo Erba Model EA 1108

analyzer. Powder X-ray diffraction (XRD) patterns were obtained on a Philips diffractometer of the X'pert Company using mono chromatized Cu K_{α} radiation ($\lambda = 1.5406 \text{ \AA}$). The microscopic morphology of the products was visualized by SEM (LEO 1455VP).



Scheme 1. One-pot synthesis of 14-aryl-14H-dibenzo[a,j]xanthenes and 1,8-dioxooctahydroxanthenes.

Preparation of magnetic Fe₃O₄ nanoparticles

To a solution of FeCl₂·4H₂O (2.5 g) and FeCl₃·6H₂O (6 g) in 30 ml deionized water was added dropwise 1.0 mL of concentrated hydrochloric acid at room temperature. The solution was added in to 300 mL of 1.5 mol L⁻¹ NaOH and then the solution was stirred vigorously at 70 °C until precipitation. Afterwards, the prepared magnetic nanoparticles were separated magnetically, washed with deionized water and then dried at 70 °C for 8 h.

General procedure for the preparation of 14-aryl-14H-dibenzo[a,j]xanthene derivatives (4a–o)

A mixture of 2-naphthol (0.14 g, 1 mmol), various aldehydes (0.5 mmol) and Fe₃O₄ NPs (0.02 g, 0.1 mmol, 10 mol %) was heated at 100 °C for 20–40 min. Progress of the reaction was continuously monitored by TLC. On completion of the reaction, the reaction mixture was cooled to room temperature and dissolved in 10 mL of dichloromethane. The catalyst is insoluble in CH₂Cl₂ and was separated magnetically.^{4–7} The solvent was evaporated and the obtained solid was recrystallized from ethanol to afford the pure 14-aryl-14H-dibenzo[a,j]xanthenes.

General procedure for the preparation of 1,8-dioxooctahydroxanthene derivatives (5a–o)

A mixture of 5,5-dimethyl-1,3-cyclohexanedione (0.14 g, 1 mmol), various aldehydes (0.5 mmol) and Fe₃O₄ NPs (0.02 g, 0.1 mmol, 10 mol %) was heated at 100 °C for 15–40 min. During the procedure, the reaction was monitored by TLC. Upon completion, the reaction mixture was cooled to room temperature and then dichloromethane was added. The catalyst is insoluble in CH₂Cl₂ and was separated magnetically. The solvent was evaporated and the

obtained solid was recrystallized from ethanol to afford the pure 1,8-dioxooctahydroxanthenes.

Spectral data for all of the compounds are reported in the Supplementary material to this paper.

Recycling and reuse of the catalyst

After completion of the reaction, the reaction mixture was dissolved in dichloromethane and then the catalyst was separated magnetically. The magnetic Fe_3O_4 nanoparticles were washed three to four times with CH_2Cl_2 (3 ml) and then dried at 100°C for 5 h. The separated catalyst was used in six cycles with only a slight decrease in activity, as shown in Fig. 1.

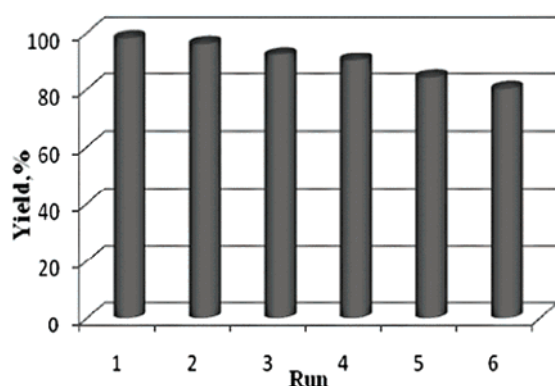
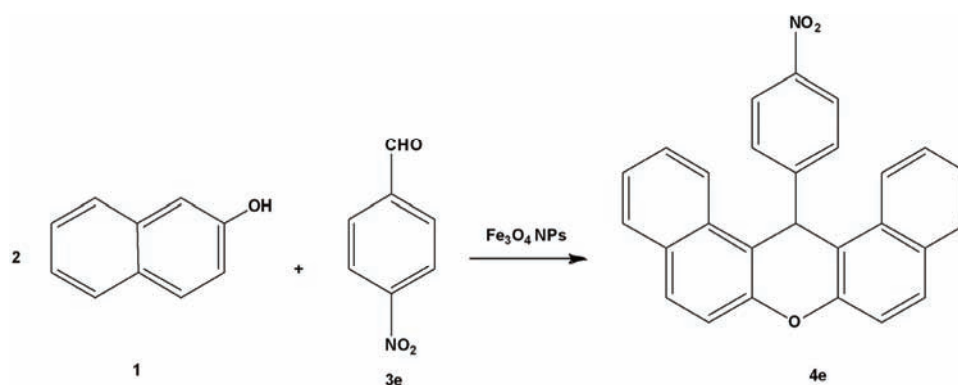


Fig. 1. Recoverability of Fe_3O_4 nanoparticles.

RESULTS AND DISCUSSION

In order to optimize the reaction conditions, the reaction of 4-nitrobenzaldehyde and 2-naphthol was selected as a model system (Scheme 2).



Scheme 2. The model study for the one-pot synthesis of corresponding xanthene.

Initially, to show the merit of the present approach in comparison with other catalysts, the model reaction was performed in the presence of various catalysts, such as CuO , MgO , SiO_2 and Fe_3O_4 , for the synthesis of the 14-aryl-14H-dibenzo[*a,j*]xanthene derivative. As shown in Table I, the magnetite nanoparticles

were the best catalysts with respect to reaction time and yield of the obtained product.

TABLE I. The model reaction catalyzed by various catalysts; yields refer to the isolated products

Entry	Catalyst	Time, min	Yield, %
1	CuO	80	60
2	MgO	87	50
3	Fe ₃ O ₄	60	80
4	SiO ₂	90	65

Three types of catalysts were examined, *i.e.*, Fe₃O₄, Fe₃O₄ nanoparticles and recovered Fe₃O₄ nanoparticles. The highest yield of the product was obtained using Fe₃O₄ NPs, which may be due to the better diffusion of nano Fe₃O₄ in the reaction mixture. Astonishingly, the recovered catalyst acted almost the same as the fresh Fe₃O₄ NPs. The results are shown in Fig. 2.

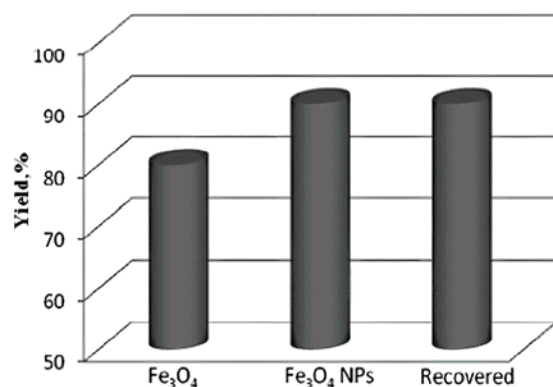


Fig. 2. The effect of different types of Fe₃O₄ in the model reaction.

In order to investigate the morphology and particle size of the Fe₃O₄ nanoparticles, SEM images of the magnetic nanoparticles were taken and the images are presented in Figs. 3a and 3b. These results show that spherical Fe₃O₄ nanoparticles were obtained with an average size between 40–50 nm.

The XRD pattern of the Fe₃O₄ nanoparticles is shown in Fig. 4. All reflection peaks can be readily indexed to pure cubic crystal phase of Fe₃O₄ with F-33m space group (JCDPS No. 75-0449). In addition, no specific peaks due to any impurities were observed. The broad peaks indicate that the particles are in nanoscale size range. The crystallite diameter (D) of the magnetic nanoparticles was calculated by Debye–Scherrer Equation ($D = K\lambda/\beta\cos\theta$), where β , the FWHM (full-width at half-maximum or half-width), is in radians and θ is the position of the maximum of the diffraction peak, K is the so-called shape factor, which usually takes a value of about 0.9, and λ is the X-ray wavelength (1.5406

Å for Cu K_{α}). The average crystallite size of the prepared nano- Fe_3O_4 was found by SEM analysis to be 45 nm.




Fig. 3. SEM images of Fe_3O_4 nanoparticles; magnification: a) 10000 \times , b) 20000 \times .

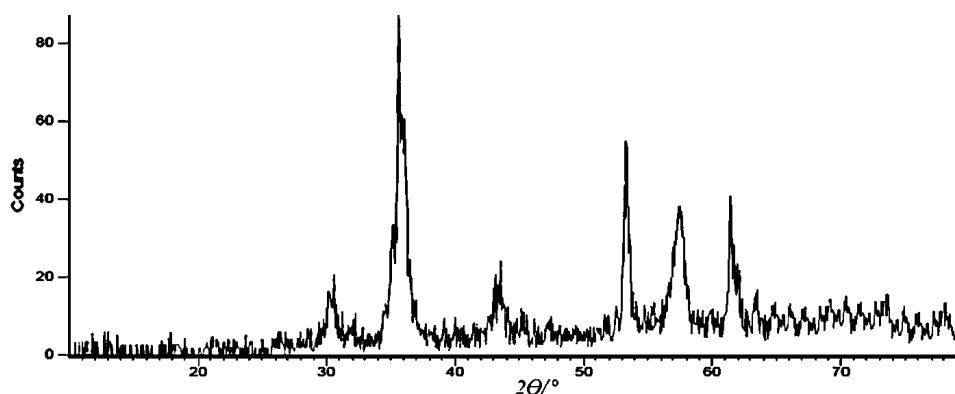


Fig. 4. The XRD pattern of the Fe_3O_4 nanoparticles.

The experimental research was continued using different amounts of nano-catalyst in the reaction involving 4-nitrobenzaldehyde (1 mmol) and 2-naphthol (2 mmol) to afford the product 14-(4-nitrophenyl)-14*H*-dibenzo[*a,j*]xanthene under solvent-free conditions at 100 °C. From these experiments, the optimum amount of this catalyst was found to be 10 mol %. Increasing this amount did not result in any significant changes in the yield and time of reaction (Table II).

Then, the effect of solvent was investigated. Thus, the model reaction in the presence of magnetite nanoparticles was run using different solvents and under solvent-free conditions. As shown in Table III, it is noteworthy that the solvent-free conditions afforded the product in excellent yield and shorter reaction time than under solvent conditions.

TABLE II. The effect of the amount of Fe₃O₄ nanoparticles on the model reaction; reaction conditions: 2-naphthol, 2 mmol, 4-nitrobenzaldehyde, 1 mmol, at 100 °C

Entry	Catalyst amount, mol %	Time, min	Yield ^a , %
1	–	180	15
2	4	45	55
3	7	30	70
4	10	20	92
5	15	20	92

^aIsolated yields

In continuations of on-going research using nanoparticles in organic reactions,^{50–52} the test reactions of aldehydes with dimedone were encouraging. Thus, the optimized reaction conditions in the presence of Fe₃O₄ NPs were employed to produce 1,8-dioxooctahydroxanthene derivatives. A series of experiments were performed in which a number of 1,8-dioxooctahydroxanthenes were prepared in high yields and short reaction times.

TABLE III. The model reaction in various solvents catalyzed by Fe₃O₄ nanoparticles; yields refer to the isolated products

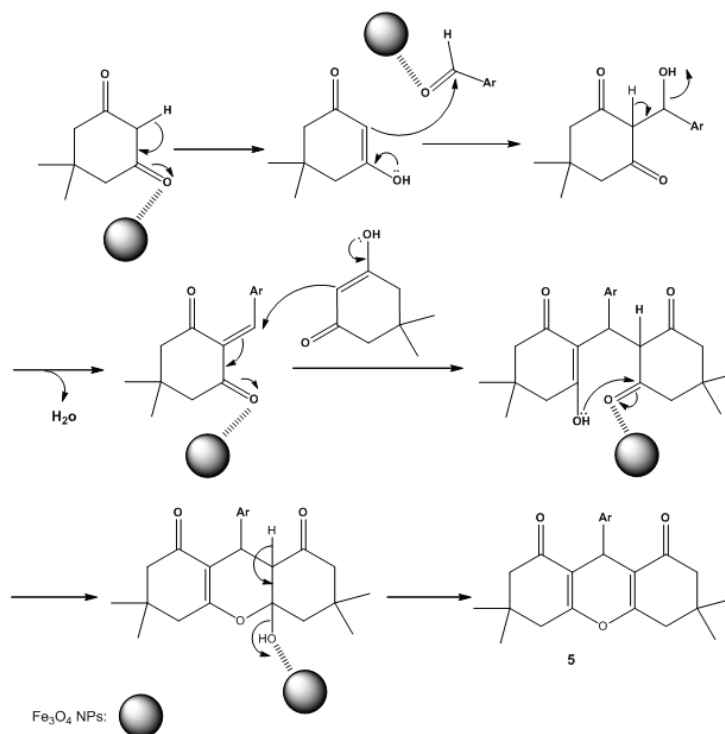
Entry	Solvent	Time, min	Yield, %
1	CH ₂ Cl ₂	180	60
2	THF	120	70
3	toluene	210	45
4	ethanol	90	75
5	No solvent	20	92

In the present work, magnetic Fe₃O₄ nanoparticles were successfully prepared and then used for the synthesis of 14-aryl-14*H*-dibenzo[*a,j*]xanthene and 1,8-dioxooctahydroxanthene derivatives. Application of this catalytic system effectively gives the desired products in excellent yields (Table IV). As seen from Table IV, aromatic aldehydes with electron-withdrawing groups as expected reacted faster than those with electron-releasing groups. Sterically hindered aromatic aldehydes required longer reaction times.

A plausible mechanism for the synthesis of 1,8-dioxooctahydroxanthene derivatives using magnetite nanoparticles as catalyst is shown in Scheme 3. Based on the present experimental results together with some literature data,^{54–57} it is supposed that catalytically active site of Fe₃O₄ NPs is Fe³⁺ that behaves as a Lewis acid and coordinates to the carbonyl groups of dimedone and the aldehyde. This interaction accelerates the conjugation and directs the additions of the nucleophiles to the corresponding substrates. Finally, product **5** was obtained and the Fe₃O₄ nanoparticles were released for further reactions. Moreover, the effect of the catalytic behavior of Fe₃O₄ NPs in the synthesis of 14-aryl-14*H*-dibenzo[*a,j*]xanthenes was the same as the above-mentioned mechanism for the preparation of 1,8-dioxooctahydroxanthenes.

TABLE IV. Synthesis of 14-aryl-14*H*-dibenzo[*a,j*]xanthenes (**4**) and 1,8-dioxooctahydroxanthenes (**5**) by Fe₃O₄ nanoparticles

Entry	Ar	Products 4a–o		Products 5a–o	
		Time, min/Yield ^a , %	M.p. / °C	Time, min/Yield, %	M.p. / °C
a	C ₆ H ₅	30/88	184–185 ²⁶	30/89	203–205 ⁴³
b	4-MeOC ₆ H ₄	35/85	203–205 ²⁶	35/85	242–245 ⁴³
c	4-ClC ₆ H ₄	20/90	289–290 ²⁶	20/88	230–233 ⁴³
d	4-BrC ₆ H ₄	20/90	297–298 ²⁶	20/88	226–229 ⁴³
e	4-NO ₂ C ₆ H ₄	20/92	311–312 ²⁶	15/90	225–226 ⁴³
f	4-MeC ₆ H ₄	35/86	227–229 ²⁶	35/87	212–214 ⁴³
g	2-NO ₂ C ₆ H ₄	25/89	215–217 ²⁸	30/89	246–248 ⁴³
h	4-FC ₆ H ₄	20/91	239–240 ²⁶	20/90	225–227 ⁴⁹
i	3-ClC ₆ H ₄	35/85	210–212 ²⁸	35/86	184–185 ⁴⁹
j	4-OHC ₆ H ₄	40/85	135–136 ²⁶	40/85	244–246 ⁴³
k	3-NO ₂ C ₆ H ₄	20/90	210–211 ²⁶	20/89	165–167 ⁴⁹
l	4-(CH ₃) ₂ CHC ₆ H ₄	35/85	152–154 ³⁶	40/80	203–206 ^b
m	4-NCC ₆ H ₄	30/92	209–211 ⁵³	25/90	216–217 ⁵³
n	4-MeSC ₆ H ₄	35/85	264–266 ³⁹	35/86	256–257 ^b
o	4-CHOC ₆ H ₄	30/90	252–254 ³⁹	30/89	211–213 ^b

^aIsolated yield; ^b new compoundsScheme 3. Proposed reaction pathway for the synthesis of 1,8-dioxooctahydroxanthenes by Fe₃O₄ nanoparticles.

CONCLUSIONS

In conclusion, the efficient one-pot syntheses of 14-aryl-14*H*-dibenzo[*a,j*]-xanthenes and 1,8-dioxooctahydroxanthene derivatives from 2-naphthol, dime-done with various aldehydes using magnetically separable Fe₃O₄ nanoparticles, found to be an eco-environmentally friendly catalyst under solvent-free conditions, was demonstrated. The simplicity, easy workup, as well as safety and reusability of the catalyst are the advantages of this procedure over previously reported ones.

SUPPLEMENTARY MATERIAL

Spectral data for all of the compounds are available electronically from <http://www.shd.org.rs/JSCS/>, or from the corresponding author on request.

Acknowledgements. The authors gratefully acknowledge the financial support of this work by the Research Affairs Office of the Islamic Azad University, Qom Branch, Qom, I. R. Iran.

ИЗВОД

Fe₃O₄ НАНОЧЕСТИЦЕ: ВИСОКО ЕФИКАСАН КАТАЛИЗАТОР ЗА СИНТЕЗУ ДЕРИВАТА КСАНТЕНА У ЈЕДНОМ РЕАКЦИОНОМ КОРАКУ, БЕЗ УПОТРЕБЕ РАСТВОРАЧА

МОХАММАД АЛИ ГХАСЕМЗАДЕН¹, ЈАВАД САФАЕИ-ГХОМИ¹ И САФУРА ЗАХЕДИ²

¹ Department of Chemistry, Qom Branch, Islamic Azad University, Qom, I. R. Iran и ² Department of Organic Chemistry, Faculty of Chemistry, University of Kashan, 51167-Kashan, I. R. Iran

Наночестице Fe₃O₄, погодне за издвајање магнетом, омогућавају еколошки прихватљив поступак за синтезу деривата 14-арил-14*H*-добензо[*a,j*]ксантена и 1,8-диоксооктахидроксантена. Једињења су добијена из димедона и 2-нафтола са различитим ароматичним алдехидима, без растварача у високом приносу и кратком реакционом времену. Катализатор се може изоловати уз помоћ екстерног магнета и поново користити у шест реакционих циклуса без већег губитка активности.

(Примљено 24. јуна, ревидирано 9. децембра 2012)

REFERENCES

1. Z. Bing, H. Scott, R. Raja, G. A. Somorjai, *Nanotechnology in Catalysis*, Vol. 3, Springer, Ottawa, 2007
2. H. Jiang, L. Gai, Y. Tian, *J. Serb. Chem. Soc.* **76** (2011) 923
3. A. H. Lu, E. L. Salabas, F. Schuth, *Angew. Chem., Int. Ed.* **46** (2007) 1222
4. A. H. Latham, M. E. Williams, *Acc. Chem. Res.* **41** (2008) 411
5. S. Laurent, D. Forge, M. Port, A. Roch, C. Robic, L. V. Elst, R. N. Muller, *Chem. Rev.* **108** (2008) 2064
6. C. T. Yavuz, J. T. Mayo, W. W. Yu, A. Prakash, J. C. Falkner, S. Yean, L. Cong, H. J. Shipley, A. Kan, M. Tomson, D. Natelson, V. L. Colvin, *Science* **314** (2006) 964
7. L. M. Rossi, F. P. Silva, L. L. R. Vono, P. K. Kiyohara, E. L. Duarte, R. Itri, R. Landers, G. Machado, *Green Chem.* **9** (2007) 379
8. P. D. Stevens, J. Fan, H. M. R. Gardimalla, M. Yen, Y. Gao, *Org. Lett.* **7** (2005) 2085
9. H. Y. Lü, S. H. Yang, J. Deng, Z. H. Zhang, *Aust. J. Chem.* **63** (2010) 1290

10. S. M. Roopan, F. R. Nawaz-Khan, B. K. Mandal, *Tetrahedron Lett.* **51** (2010) 2309
11. T. Zeng, W. Chen, C. M. Cirtiu, A. Moores, G. Song, C. Li, *Green Chem.* **12** (2010) 570
12. V. Polshettiwar, R. S. Varma, *Tetrahedron* **66** (2010) 1091
13. R. W. Lambert, J. A. Martin, J. H. Merrett, K. E. B. Parkes, G. J. Thomas, PCT Int. Appl., WO 9706178, 1997; *CA* **126** (1997) 212377y
14. T. Hideo, J. Teruomi, Jpn. Tokkyo Koho, JP 56005480, 1981; *CA* **95** (1981) 80922b
15. H. N. Hafez, M. I. Hegab, I. S. Ahmed-Farag, A. B. A. El-Gazzar, *Bioorg. Med. Chem. Lett.* **18** (2008) 4538
16. S. M. Menchen, S. C. Benson, J. Y. L. Lam, W. Zhen, D. Sun, B. B. Rosenblum, S. H. Khan, M. Taing, U. S. Patent, US 6583168, 2003; *CA* **139** (2003) 54287f
17. M. Ahmad, T. A. King, K. Do-Kyeong, B. H. Cha, J. Lee, *J. Phys., D* **35** (2002) 1473
18. C. G. Knight, T. Stephens, *Biochem. J.* **258** (1989) 683
19. G. Casiraghi, G. Casnati, M. Cornia, *Tetrahedron Lett.* **14** (1973) 679
20. A. Bekaert, J. Andrieux, M. Plat, *Tetrahedron Lett.* **33** (1992) 2805
21. D. W. Knight, P. B. Little, *J. Chem. Soc., Perkin Trans. 1* (2001) 1771
22. C. W. Kuo, J. M. Fang, *Synth. Commun.* **31** (2001) 877
23. J. Q. Wang, R. G. Harvey, *Tetrahedron* **58** (2002) 5927
24. A. Jha, J. Beal, *Tetrahedron Lett.* **45** (2004) 8999
25. Z. Karimi-Jaberi, S. Z. Abbasi, B. Pooladian, M. E. Jokar, *E-J. Chem.* **8** (2011) 1895
26. S. Allameh, A. Davoodnia, A. Khojastehnezhad, *Chin. Chem. Lett.* **23** (2012) 17
27. D. Prasad, M. Nath, *Catal. Sci. Technol.* **2** (2012) 93
28. M. A. Zolfigol, A. R. Moosavi-Zare, P. Arghavani-Hadi, A. Zare, V. Arghavani-Hadi, G. Arghavani-Hadi, *RSC Advances* **2** (2012) 3618
29. N. G. Khaligh, *Ultrason. Sonochem.* **19** (2012) 736
30. R. K. FischerHunnur, B. Sunilkumar, P. S. Kumar, N. Srinivasulu, R. H. Udipi, V. Himabindu, *Chem. Heterocycl. Compd.* **44** (2008) 143
31. E. Soleimani, M. Zainal, S. Lotfi, *Lett. Org. Chem.* **8** (2011) 573
32. E. Soleimani, M. H. Khodei, A. T. Kal Koshvandi, *Chin. Chem. Lett.* **22** (2011) 927
33. G. Mohammadi Ziarani, A.-R. Badiei, M. Azizi, *Scientia Iranica, C* **18** (2011) 453
34. M. Hong, C. Cai, *J. Fluorine Chem.* **130** (2009) 989
35. H. Eshghi, M. Bakavoli, H. Moradi, *Org. Prep. Proced. Int.* **43** (2011) 302
36. R. Kumar, G. C. Nandi, R. K. Verma, M. S. Singh, *Tetrahedron Lett.* **5** (2010) 442
37. A. Rahmatpour, J. Aalaie, *Heteroat. Chem.* **22** (2011) 51
38. B. F. Mirjalili, A. Bamoniri, A. Akbari, N. Taghavinia, *J. Iran. Chem. Soc.* **8** (2011) S129
39. J. Safaei-Ghomi, M. A. Ghasemzadeh, *J. Saud. Chem. Soc.*, in Press, <http://dx.doi.org/10.1016/j.jscs.2012.05.007>
40. J. Mondala, M. Nandia, A. Modaka, A. Bhaumik, *J. Mol. Catal., A* **363–364** (2012) 254
41. M. Nandi, J. Mondal, K. Sarkar, Y. Yamauchi, A. Bhaumik, *Chem. Commun.* **47** (2011) 6677
42. T. S. Jin, J. S. Zhang, A. Q. Wang, T. S. Li, *Synth. Commun.* **35** (2005) 2339
43. T. S. Jin, J. S. Zhang, J. C. Xiao, A. Q. Wang, T. S. Li, *Synlett.* **5** (2004) 866
44. X. Fan, X. Hu, X. Zhang, J. Wang, *Can. J. Chem.* **83** (2005) 16
45. G. Song, B. Wang, H. Luo, L. Yang, *Catal. Commun.* **8** (2007) 673
46. B. Das, P. Thirupathi, I. Mahender, K. R. Reddy, B. Ravikanth, L. Nagarapu, *Catal. Commun.* **8** (2007) 535

47. B. Das, P. Thirupathi, I. Mahender, V. S. Reddy, Y. K. Rao, *J. Mol. Catal., A* **247** (2006) 233
48. M. Seyyedhamzeh, P. Mirzaei, A. Bazgir, *Dyes Pigm.* **76** (2008) 836
49. A. N. Dadhania, V. K. Patel, D. K. Raval, *C. R. Chim.* **15** (2012) 378
50. M. A. Ghasemzadeh, J. Safaei-Ghomi, H. Molaei, *C. R. Chim.* **15** (2012) 696
51. J. Safaei-Ghomi, A. Ziarati, S. Zahedi, *J. Chem. Sci.* **124** (2012) 933
52. J. Safaei-G., M. A. Ghasemzadeh, S. Zahedi, *S. Afr. J. Chem.* **65** (2012) 191
53. a) W. Su, D. Yang, C. Jin, B. Zhang, *Tetrahedron Lett.* **21** (2008) 3391; b) F. Darviche, S. Balalaie, F. Chadegani, P. Salehi, *Synth. Commun.* **37** (2007) 1059
54. Y. Joseph, C. Kuhrs, W. Ranke, M. Ritter, W. Weiss, *Chem. Phys. Lett.* **314** (1999) 195
55. R. Martnez, D. J. Ram, M. Yusa, *Adv. Synth. Catal.* **350** (2008) 1235
56. B. Sreedhar, A. S. Kumar, P. S. Reddy, *Tetrahedron Lett.* **51** (2010) 1891
57. M. M. Mojtahedi, M. S. Abaee, T. Alishiri, *Tetrahedron Lett.* **50** (2009) 2322.