



12-13-2018

First Observation of P -Odd γ Asymmetry in Polarized Neutron Capture on Hydrogen

D. Blyth
Arizona State University

J. Fry
University of Virginia

N. Fomin
University of Tennessee - Knoxville

R. Alarcon
Arizona State University

L. Alonzi
University of Virginia

Follow this and additional works at: https://uknowledge.uky.edu/physastron_facpub

 [View next page for additional authors](#)
Part of the [Elementary Particles and Fields and String Theory Commons](#)

[Right click to open a feedback form in a new tab to let us know how this document benefits you.](#)

Repository Citation

Blyth, D.; Fry, J.; Fomin, N.; Alarcon, R.; Alonzi, L.; Askanazi, E.; Baeßler, S.; Balascuta, S.; Barrón-Palos, L.; Barzilov, A.; Bowman, J. D.; Birge, N.; Calarco, J. R.; Chupp, T. E.; Cianciolo, V.; Coppola, C. E.; Crawford, Christopher B.; Craycraft, K.; Evans, D.; Fieseler, C.; Frlež, E.; Garishvili, I.; Gericke, M. T. W.; Gillis, R. C.; Grammer, K. B.; Greene, G. L.; Hall, J.; Hamblen, J.; Hayes, C.; Iverson, E. B.; Kabir, Md Latiful; McCrea, Mark; Milburn, R.; Simmons, F.; Sprow, Aaron P.; and Tang, E., "First Observation of P -Odd γ Asymmetry in Polarized Neutron Capture on Hydrogen" (2018). *Physics and Astronomy Faculty Publications*. 618.
https://uknowledge.uky.edu/physastron_facpub/618

This Article is brought to you for free and open access by the Physics and Astronomy at UKnowledge. It has been accepted for inclusion in Physics and Astronomy Faculty Publications by an authorized administrator of UKnowledge. For more information, please contact UKnowledge@lsv.uky.edu.

First Observation of P -Odd γ Asymmetry in Polarized Neutron Capture on Hydrogen

Digital Object Identifier (DOI)

<https://doi.org/10.1103/PhysRevLett.121.242002>

Notes/Citation Information

Published in *Physical Review Letters*, v. 121, issue 24, 242002, p. 1-7.

© 2018 American Physical Society

The copyright holder has granted the permission for posting the article here.

Due to the large number of authors, only the first 30 and the authors affiliated with the University of Kentucky are listed in the author section above. For the complete list of authors, please download this article or visit: <https://doi.org/10.1103/PhysRevLett.121.242002>

This group of authors is collectively known as the NPDGamma Collaboration.

Authors

D. Blyth, J. Fry, N. Fomin, R. Alarcon, L. Alonzi, E. Askanazi, S. Baeßler, S. Balascuta, L. Barrón-Palos, A. Barzilov, J. D. Bowman, N. Birge, J. R. Calarco, T. E. Chupp, V. Cianciolo, C. E. Coppola, Christopher B. Crawford, K. Craycraft, D. Evans, C. Fieseler, E. Frlež, I. Garishvili, M. T. W. Gericke, R. C. Gillis, K. B. Grammer, G. L. Greene, J. Hall, J. Hamblen, C. Hayes, E. B. Iverson, Md Latiful Kabir, Mark McCrea, R. Milburn, F. Simmons, Aaron P. Sprow, and E. Tang

First Observation of P -odd γ Asymmetry in Polarized Neutron Capture on Hydrogen

D. Blyth,^{1,2} J. Fry,^{3,4} N. Fomin,^{5,6} R. Alarcon,¹ L. Alonzi,³ E. Askanazi,³ S. Baeßler,^{3,7} S. Balascuta,^{8,1} L. Barrón-Palos,⁹ A. Barzilov,¹⁰ J. D. Bowman,⁷ N. Birge,⁵ J. R. Calarco,¹¹ T. E. Chupp,¹² V. Cianciolo,⁷ C. E. Coppola,⁵ C. B. Crawford,¹³ K. Craycraft,^{5,13} D. Evans,^{3,4} C. Fieseler,¹³ E. Frlež,³ I. Garishvili,^{7,5} M. T. W. Gericke,¹⁴ R. C. Gillis,^{7,4} K. B. Grammer,^{7,5} G. L. Greene,^{5,7} J. Hall,³ J. Hamblen,¹⁵ C. Hayes,^{16,5} E. B. Iverson,⁷ M. L. Kabir,^{17,13} S. Kucuker,^{18,5} B. Lauss,¹⁹ R. Mahurin,²⁰ M. McCrea,^{13,14} M. Maldonado-Velázquez,⁹ Y. Masuda,²¹ J. Mei,⁴ R. Milburn,¹³ P. E. Mueller,⁷ M. Musgrave,^{22,5} H. Nann,⁴ I. Novikov,²³ D. Parsons,¹⁵ S. I. Penttilä,⁷ D. Počanić,³ A. Ramirez-Morales,⁹ M. Root,³ A. Salas-Bacci,³ S. Santra,²⁴ S. Schröder,^{3,25} E. Scott,⁵ P.-N. Seo,^{3,26} E. I. Sharapov,²⁷ F. Simmons,¹³ W. M. Snow,⁴ A. Sprow,¹³ J. Stewart,¹⁵ E. Tang,^{13,6} Z. Tang,^{4,6} X. Tong,⁷ D. J. Turkoglu,²⁸ R. Whitehead,⁵ and W. S. Wilburn⁶

(NPDGamma Collaboration)

¹Arizona State University, Tempe, Arizona 85287, USA²High Energy Physics Division, Argonne National Laboratory, Argonne, Illinois 60439, USA³University of Virginia, Charlottesville, Virginia 22904, USA⁴Indiana University, Bloomington, Indiana 47405, USA⁵University of Tennessee, Knoxville, Tennessee 37996, USA⁶Los Alamos National Laboratory, Los Alamos, New Mexico 87545, USA⁷Oak Ridge National Laboratory, Oak Ridge, Tennessee 37831, USA⁸Horia Hulubei National Institute for Physics and Nuclear Engineering, Magurele 077125, Romania⁹Instituto de Física, Universidad Nacional Autónoma de México, Apartado Postal 20-364, 01000, Mexico¹⁰University of Nevada, Las Vegas, Nevada 89154, USA¹¹University of New Hampshire, Durham, New Hampshire 03824, USA¹²University of Michigan, Ann Arbor, Michigan 48109, USA¹³University of Kentucky, Lexington, Kentucky 40506, USA¹⁴University of Manitoba, Winnipeg, Manitoba, Canada R3T 2N2¹⁵University of Tennessee, Chattanooga, Tennessee 37403, USA¹⁶Physics Department, North Carolina State University, Raleigh, North Carolina 27695, USA¹⁷Mississippi State University, Mississippi State, Mississippi 39759, USA¹⁸Northwestern University Feinberg School of Medicine, Chicago, Illinois 60611, USA¹⁹Paul Scherrer Institut, CH-5232 Villigen, Switzerland²⁰Middle Tennessee State University, Murfreesboro, Tennessee 37132, USA²¹High Energy Accelerator Research Organization (KEK), Tsukuba-shi, 305-0801, Japan²²Massachusetts Institute of Technology, Cambridge, Massachusetts 02139, USA²³Western Kentucky University, Bowling Green, Kentucky 42101, USA²⁴Bhabha Atomic Research Centre, Trombay, Mumbai 400085, India²⁵Saarland University, Institute of Experimental Ophthalmology, Kirrberger Str. 100, Bldg. 22, 66424 Homburg/Saar, Germany²⁶Triangle Universities Nuclear Lab, Durham, North Carolina 27708, USA²⁷Joint Institute for Nuclear Research, Dubna 141980, Russia²⁸National Institute of Standards and Technology, Gaithersburg, Maryland 20899, USA

 (Received 11 March 2018; revised manuscript received 22 October 2018; published 13 December 2018)

We report the first observation of the parity-violating gamma-ray asymmetry A_{γ}^{np} in neutron-proton capture using polarized cold neutrons incident on a liquid parahydrogen target at the Spallation Neutron Source at Oak Ridge National Laboratory. A_{γ}^{np} isolates the $\Delta I = 1$, ${}^3S_1 \rightarrow {}^3P_1$ component of the weak nucleon-nucleon interaction, which is dominated by pion exchange and can be directly related to a single coupling constant in either the DDH meson exchange model or pionless effective field theory. We measured $A_{\gamma}^{np} = [-3.0 \pm 1.4(\text{stat}) \pm 0.2(\text{syst})] \times 10^{-8}$, which implies a DDH weak πNN coupling of $h_{\pi}^1 = [2.6 \pm 1.2(\text{stat}) \pm 0.2(\text{syst})] \times 10^{-7}$ and a pionless EFT constant of $C^{3S_1 \rightarrow 3P_1}/C_0 = [-7.4 \pm 3.5(\text{stat}) \pm 0.5(\text{syst})] \times 10^{-11} \text{ MeV}^{-1}$. We describe the experiment, data analysis, systematic uncertainties, and implications of the result.

DOI: 10.1103/PhysRevLett.121.242002

Introduction.—In this Letter we present the first observation of the parity-violating (PV) asymmetry A_{γ}^{np} of gammas emitted from the capture of polarized neutrons on protons. Analysis of the asymmetry leads to the first determination of an isolated term in the weak nucleon-nucleon (NN) potential. This represents a major step toward a complete experimental determination of the spin-isospin structure of the hadronic weak interaction (HWI).

The electroweak component of the standard model (SM) describes the weak couplings of W^{\pm} and Z gauge bosons to quarks and, in principle, the HWI. The HWI causes parity-violating admixtures in nuclear wave functions and produces small but observable PV spin-momentum correlations and photon circular polarizations. However, non-perturbative QCD dynamics make a direct calculation of PV nuclear observables out of reach.

Desplanques, Donoghue, and Holstein (DDH) [1] introduced a meson exchange model to describe the HWI. This model is parametrized by six parity-odd time-reversal-even rotational invariants that can be constructed from the spin, isospin, momenta, and coordinates of the interacting nucleons. Each term has a Yukawa dependence in the separation of the nucleons with range determined by the mass of the exchanged meson (π , ρ , or ω). The six adjustable coupling constants are labeled by the meson exchanged and the change of the total isospin ΔI : h_{π}^1 , $h_{\rho}^{0,1,2}$, and h_{ω}^0 . DDH also give reasonable ranges for these coupling constants. Observables are calculated as matrix elements of the PV potential terms between nuclear states and the coupling constants are to be determined from experiment.

The two-body n - p system is exactly calculable once the strong NN interaction is specified and there is no nuclear structure uncertainty in the interpretation of A_{γ}^{np} . A_{γ}^{np} depends on only $\Delta I = 1$ coupling constants. Similarly, the value of the circular polarization P_{γ} of the 1.081 MeV γ emitted by unpolarized ^{18}F nuclei [2] depends only on the $\Delta I = 1$ terms in the HWI. However, the contributions from heavy meson terms are much larger in P_{γ} than in A_{γ}^{np} allowing a determination of h_{π}^1 and a linear combination of $\Delta I = 1$ heavy meson couplings in a combined analysis.

New theoretical approaches to weak NN interactions based on effective field theory (EFT) and the $1/N_c$ expansion of QCD, where N_c is the number of colors, predict relative sizes of PV couplings. In pionless EFT, the HWI is described by five S - P transition amplitudes first introduced by Danilov [3] and elaborated in subsequent work [4–7]. In the pionless EFT approach [7], A_{γ}^{np} is proportional to the $\Delta I = 1$ low energy constant $C^{3S_1 \rightarrow 3P_1}/C_0$. Recently the $1/N_c$ expansion of QCD [8–12] has been applied to the HWI. Phillips *et al.* [13,14] constructed the $1/N_c$ expansion of the DDH couplings, Schindler *et al.* [15] developed the $1/N_c$ expansion in pionless EFT, valid for two-body systems at low energy, and the phenomenology was analyzed by Gardner *et al.* [16].

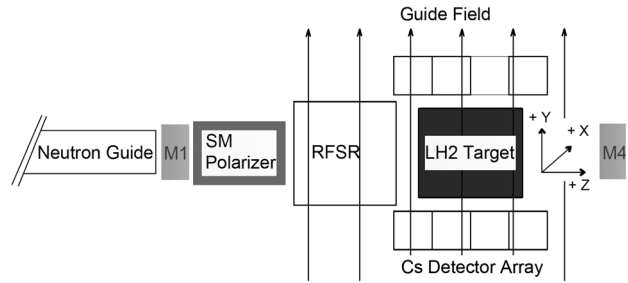


FIG. 1. A schematic vertical cut view of the NPDGamma experiment on the FnPB; for details see text.

In addition to $1/N_c$ dependence, all $\Delta I = 1$ terms in both DDH and EFT theories are suppressed by a factor $\sin^2(\theta_W) = 0.223$. Since charged currents are suppressed in $\Delta I = 1$ NN processes by $V_{us}^2/V_{ud}^2 = 0.053$, the weak NN interaction is one of the few systems sensitive to quark-quark neutral current effects [17,18]. Within each of the different theoretical approaches described above, predictions for the relative size of weak NN amplitudes in different meson and isospin channels vary by an order of magnitude. Their relative sizes may reveal new aspects of strong QCD, and their calculation within the SM has consequently been the subject of extensive theoretical work [19–42]. Finally, lattice gauge theory calculations present an exciting intellectual opportunity for understanding nonperturbative aspects of QCD. Wasem [36] has published a pioneering lattice QCD calculation of the contribution of connected diagrams to h_{π}^1 .

Experiment.—We measured A_{γ}^{np} on the fundamental neutron physics beam line (FnPB) at the spallation neutron source (SNS) using the same apparatus as the first phase of the experiment [43] with some improvements. At the SNS proton pulses delivered at 60 Hz to a mercury target produce spallation neutrons which are cooled by a liquid hydrogen moderator. The neutrons travel 15 m down a supermirror (SM) neutron guide [44] to the NPDGamma experiment. Two choppers select neutron wavelengths between 3.1–6.6 Å from each 60 Hz time-of-flight (TOF) pulse and reject neutrons outside this range to prevent lower energy neutrons mixing into the next pulse. The neutron beam intensity was sampled by two ^3He ionization chambers, one upstream ($M1$) and one downstream ($M4$) from the hydrogen target [43,45]; see Fig. 1. $M1$ absorbed approximately 1% of the beam and determined the number of neutrons in each pulse with a statistical uncertainty of 10^{-4} .

After $M1$, neutrons passed through a SM polarizer and emerged with an average polarization of 94% [46]. The neutron spin was transported to the target by a uniform magnetic field $\vec{B}_0 = 9.5$ G aligned within 3 mrad to the $+\hat{y}$ axis. To eliminate Stern-Gerlach beam steering, the gradient was limited to $\partial B_y/\partial y \leq 2$ mG/cm within the volume between the rf Spin Rotator (RFSR) and the target volume [47,48]. The neutron flux at the LH_2 target position was 7.7×10^9 n/s at 1 MW [44,49].

A_{γ}^{np} was determined from interactions of the polarized neutron beam on a 16 l liquid hydrogen (LH₂) target in the parahydrogen (p -H₂) molecular state [45,50]. Scattering from the $S = 0$ p -H₂ molecular ground state preserves neutron polarization for incident neutron energies which fall below the 14.7 meV threshold for spin-flip scattering into the $S = 1$ orthohydrogen (o -H₂) molecular ground state. The o -H₂ fraction f_{o-H_2} , which can flip the neutron spin upon scattering, was minimized by continuously circulating the liquid through a catalytic converter operated at 15.4 K [45]. Because of the long neutron mean free path in p -H₂, only about 43% of the incident neutrons were captured by p -H₂. The rest were scattered by the LH₂ and absorbed by the target vessel made from an aluminum alloy or by a ⁶Li-loaded neutron absorber wrapped on the outside surface of the vessel. f_{o-H_2} was monitored periodically with neutron transmission measurements using M1 and M2 [45]. We measured the neutron- p -H₂ scattering cross sections and used that to determine an upper limit of $f_{o-H_2} < 0.0015$ [45]. With this limit, we estimated the neutron depolarization to be 0.032 ± 0.016 using MCNPX [51] and the cross sections in Ref. [52].

γ rays were detected with an array of 48 cubical CsI(Tl) detectors (sides 15.2 cm) arranged symmetrically in four rings of 12 covering $\approx 3\pi$ sr [43,53]. The detector array was aligned within 3 mrad to the local magnetic field direction to suppress any mixing of the PV (up-down) asymmetry with the parity-conserving (left-right) asymmetry [54]. The detectors were operated in current mode due to high instantaneous detector rates of $\sim 10^8$ Hz. Scintillation light was converted to a voltage signal using magnetic field insensitive vacuum photodiodes and low-noise amplifiers [43]. The spectral density of the amplifier noise was measured to be much smaller than the shot noise density from the γ counting statistics [55,56]. The ability of the apparatus to detect a PV asymmetry was tested by measuring the large ($\sim 3 \times 10^{-5}$) PV γ asymmetry from polarized slow neutron capture on ³⁵Cl [57–59]. We observed asymmetries consistent with previous work [60].

The prompt signal from the LH₂ target consisted of $\sim 80\%$ γ 's from capture on hydrogen and $\sim 20\%$ γ 's from capture on aluminum. Neutrons that capture on ²⁸Al produce a prompt PV γ cascade, followed by a β -delayed γ ($\tau = 194$ s). The β -delayed signal manifests as a constant pedestal. The prompt PV γ asymmetry in aluminum must be measured separately. The aluminum prompt γ asymmetry was first measured using the same apparatus, replacing the LH₂ target with an aluminum target. The apparatus was then removed to allow for installation of the next experiment (n -³He). During data analysis, the importance of constructing the aluminum target from the same material used to fabricate the LH₂ target vessel became clear. So, the apparatus was reinstalled to remeasure the aluminum asymmetry. The different aluminum components of the apparatus such as the RFSR windows, cryostat vacuum

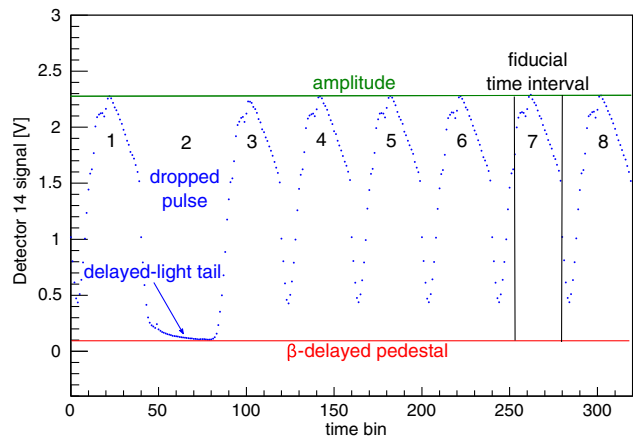


FIG. 2. Plot of a typical detector voltage signal as a function of time bin for eight 60 Hz neutron pulses. The proton pulse was not delivered to the spallation target in the 2nd pulse resulting in a dropped pulse. The peak yield in the 3rd pulse is 1% low because the phosphorescence tail from the second pulse is missing. The rising (falling) edges of the pulses correspond to the choppers opening (closing). The pedestal from the β -delayed γ 's of ²⁸Al is shown. Finally, the fiducial time interval (27 time bins wide) is shown in pulse seven (time bins 253 to 279).

windows, target vessel entrance and exit windows, and vessel side walls could have different prompt γ asymmetries due to different impurities. To account for this, we built 4 targets from the 4 different components of the apparatus and one target from the window material of the new RFSR. We also built one composite target that incorporated material from each component with mass proportional to their relative yields to the prompt signal, as determined by Monte Carlo calculation [61]. For these measurements, we used the improved DAQ and the high-efficiency RFSR from the n -³He experiment.

Data, analysis, and results.—For each neutron pulse, the current-mode signals from each detector were digitized to give 40 time bins of differential photon yield. These differential yields were summed over a fiducial time interval for which both choppers were open and the neutron polarization was well defined for each spin direction $\uparrow\downarrow$. The neutron polarization was reversed with a 16-step spin sequence (SS) $\uparrow\downarrow\downarrow\uparrow\downarrow\uparrow\downarrow\uparrow\downarrow\uparrow\downarrow\uparrow\downarrow\uparrow\downarrow\uparrow$. A total of 5.9×10^7 SS were accumulated during the LH₂ running. This pattern rejects known 30 Hz beam intensity fluctuations and suppresses drifts up to 3rd order.

The contributions to the detector yields must be understood to determine the PV asymmetries. The β -delayed γ 's and small electronic offsets combine to form a pedestal that is nearly time independent on the scale of a SS. Each CsI(Tl) detector also has a delayed light, multicomponent phosphorescence tail [62] with a typical decay time of 6.7 ± 1.6 ms contributing 1% of the yield in the subsequent pulse (see Fig. 2). The tails are assumed to have the same PV and intensity variations as the prompt yields. The asymmetry for detector d is defined in terms of prompt

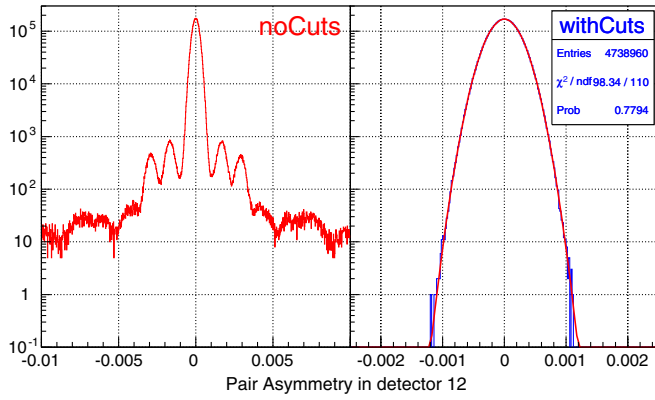


FIG. 3. Histogram of hydrogen asymmetries ($\sim 1/30$ of all the data) for a typical detector before (left) and after (right) the cuts described in the text have been applied. Note the different x-axis scale on the right panel. The distinct side lobes in the uncut data correspond to SS in which one or more dropped pulses occurred.

photon yields, Y_d , as $A_d = [(Y_d^\uparrow - Y_d^\downarrow)] / [(Y_d^\uparrow + Y_d^\downarrow)]$, but is not measured directly. The measured detector yields contain nonprompt contributions (and delayed light tails) as defined above. These contributions can be determined from “dropped pulses,” in which protons were not sent to the spallation target and the prompt photons are not present in the signal, but nonprompt contributions are (see Fig. 2). Three different analyses used information from dropped pulses to properly normalize the asymmetries.

All data for which the apparatus was operating normally were included in the analysis. Roughly 20% of SS were eliminated because of unstable beam power, improper chopper phasing (which impacts the fiducial time window) or RFSR errors. The measured neutron intensity in the polarization-insensitive monitor M1 was used to apply the beam power cuts, which accounted for nearly all of the eliminated data. Figure 3 shows the effect of these cuts on the asymmetry of a typical detector. After cuts were applied, the asymmetry distributions were indistinguishable from Gaussian [63]. The extracted asymmetries determined using three different analyses agreed to within a small fraction of the statistical uncertainties.

The aluminum asymmetry measurements were taken with a different DAQ and RFSR using a simple 30 Hz neutron spin state reversal pattern $\uparrow\downarrow\uparrow\downarrow\cdots$, with a total of 1.5×10^7 SS accumulated. This simple reversal pattern introduced a sensitivity to a 30 Hz neutron intensity modulation of 10^{-4} . Proper normalization of raw detector asymmetries was applied to remove detector dependence from such 30 Hz signals. The information needed to normalize the detector responses was determined from the detector yields in the neighborhood of the dropped pulses [61,64]. Detector-pair asymmetries were formed from the difference of azimuthally opposing detector asymmetries to extract the physics result. In order to verify that the normalization sufficiently suppressed the 30 Hz

modulation, a regression analysis was performed between the beam intensity modulation extracted from M1 signals and the pair asymmetries. The slope of this regression was consistent with zero.

The differential cross section for the direction of the capture γ 's with respect to the spin direction is $[(d\sigma)/(d\Omega)] \sim 1 + A_\gamma \vec{k}_\gamma \cdot \vec{s}_n$, neglecting parity-conserving contributions. Correcting for the finite geometry of the beam, target, and detectors requires a Monte Carlo calculation of the energy-weighted values of the average scalar product $k_\gamma \cdot s_n$ for each detector, denoted “geometric factors.” The geometric factors are calculated for all γ rays from simulated neutron capture in the target, target vessel, and its surrounding shielding which deposit energy in a detector element. Compton scattering causes a single γ to deposit energy in more than one detector leading to correlations between energy depositions in different detectors. These correlations lead to non-diagonal uncertainty covariance matrices. The geometric factors were calculated using GEANT4 and MCNPX simulations [61,65] and the covariances were determined from data.

The relationship between the pair asymmetries A_p and the physics asymmetries A_γ becomes $A_p = \sum_i P_{\text{tot}}^i f_p^i G_p^i A_\gamma^i$, where P_{tot}^i , f_p^i , G_p^i , and A_γ^i are the net polarization factor (beam polarization, target depolarization, and RFSF efficiency), the fractional contribution to the detector yield, the geometric factor, and the γ asymmetry of the i th target component (e.g., hydrogen, aluminum window, etc.) respectively, for detector pair p .

The hydrogen and aluminum asymmetries were simultaneously extracted from a χ^2 minimization scheme using data sets from hydrogen and aluminum targets as well as the corresponding sets of P_{tot}^i , f_p^i , and G_p^i . Three different analyses were consistent in their results. The integrated χ^2 probability for each analysis was 0.73, 0.64, and 0.43. The extracted hydrogen asymmetry is $A_\gamma^{np} = [-3.0 \pm 1.4(\text{stat})] \times 10^{-8}$ and the extracted aluminum PV asymmetry is $[-12 \pm 3(\text{stat})] \times 10^{-8}$. The statistical uncertainty is only 15% larger than expected from the neutron beam shot noise [49].

Systematic uncertainties.—Table 1 lists the largest systematic uncertainties in our measurement of A_γ^{np} .

TABLE I. Dominant sources of systematic uncertainty and their contributions to A_γ^{np} .

Source	Contribution
Prompt Al γ 's: window thickness	1×10^{-9}
Prompt Al γ 's: geometric factors	7×10^{-10}
^{28}Al bremsstrahlung	$< 9 \times 10^{-11}$
False electronic asymmetry (LEDs off)	$< 1 \times 10^{-9}$
False electronic asymmetry (LEDs on)	$< 1 \times 10^{-9}$
Remaining systematic uncertainty [43]	$< 3 \times 10^{-10}$
Total	$< 2 \times 10^{-9}$

The variation in thickness of the formed aluminum entrance windows leads to an uncertainty in the fractional yield of prompt aluminum γ s, resulting in a systematic uncertainty in A_Y^{np} of 1×10^{-9} [64]. The targets used to measure the aluminum asymmetry were centered in the detector array, while the aluminum components of the apparatus were located near the upstream end of the detector. We tested our ability to calculate geometric factors for such different geometries by measuring the large CI asymmetry with targets in the center, front, and back of the detector [60]. The spread in the extracted CI asymmetries was 3%, which yields an additional uncertainty from the contribution of prompt aluminum γ 's of 7×10^{-10} .

Another systematic uncertainty arises from bremsstrahlung γ 's from the β decay of polarized ^{28}Al . The ^{28}Al ground state β decays to the first excited state of ^{28}Si and the direction of the β and subsequent bremsstrahlung γ 's are correlated with the polarization direction by the PV β asymmetry parameter, which is assumed to have its maximum possible value of unity. The bremsstrahlung yield was calculated from recent measurements [66]. The spin-lattice relaxation of the polarized aluminum nuclei at room and LH₂ temperatures and the effects of the different polarization reversal patterns were included. The estimated systematic uncertainty was below 0.9×10^{-10} .

All other systematic effects discussed in Ref. [43] were reconsidered and their limits were either unchanged or slightly reduced. False electronic asymmetries were periodically measured with the neutron beam off and light emitting diodes (LEDs) illuminating the scintillator crystals (LED ON) or not (LED OFF). False asymmetries in both cases were less than 1×10^9 .

Multiplicative corrections are applied to the data to account for geometric factors and neutron polarization. These include the uncertainties in the neutron depolarization by orthohydrogen (1.6%), geometric factors (3%), beam polarization (0.5%), and spin flipper efficiency (0.5%). The relative uncertainties of the three analysis methods were estimated to be 1% [49]. The combined uncertainty from these corrections is 3.6%, which is negligible when added in quadrature with the 47% statistical uncertainty in the PV asymmetry.

The final result for the hydrogen asymmetry is $A_Y^{np} = [-3.0 \pm 1.4(\text{stat}) \pm 0.2(\text{syst})] \times 10^{-8}$. This is consistent with the statistics-limited phase 1 result and surpasses the precision of Ref. [67], which was unable to resolve A_Y^{np} .

Discussion and conclusion.—We can extract a value of h_π^1 from the measured asymmetry because the heavy meson couplings enter the expression of A_Y^{np} with very small coefficients. Hyun *et al.* [30] and Liu [29] give expansions of A_Y^{np} in the meson-exchange picture using the AV18 NN potential: $A_Y^{np} = -0.117h_\pi^1 - 0.001h_\rho^1 + 0.002h_\omega^1$ and $A_Y^{np} = -0.111h_\pi^1 - 0.001h_\rho^1 + 0.002h_\omega^1$, respectively. We adopt the average of these two expansions, $A_Y^{np} = -0.114h_\pi^1 - 0.001h_\rho^1 + 0.002h_\omega^1$. The rms theoretical uncertainty in this

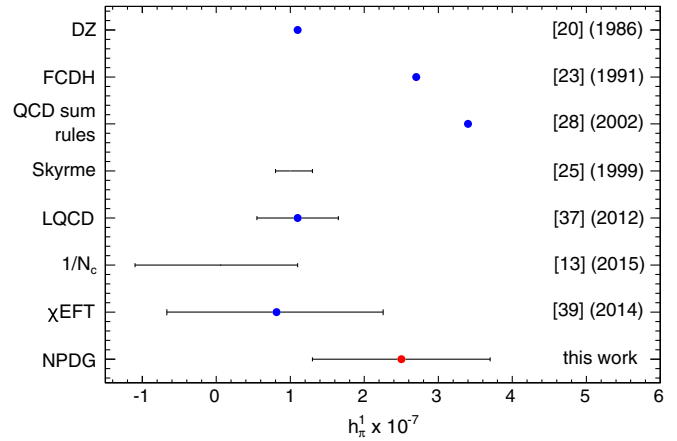


FIG. 4. h_π^1 from theoretical estimates or calculations (blue) and this work (red).

procedure is 3%, which is negligible compared to the statistical uncertainty. Neglecting heavy-meson terms, which contribute less than 1% of A_Y^{np} in the DDH reasonable range [1], we obtain $h_\pi^1 = [2.6 \pm 1.2(\text{stat}) \pm 0.2(\text{syst})] \times 10^{-7}$. Our value for A_Y^{np} gives the pionless EFT coupling constant $C^{3S_1 \rightarrow 3P_1}/C_0 = [-7.4 \pm 3.5(\text{stat}) \pm 0.5(\text{syst})] \times 10^{-11} \text{ MeV}^{-1}$ [7]. Since A_Y^{np} only depends on h_π^1 and ^{18}F P_Y contains all of the $\Delta I = 1$ contributions, we can eliminate h_π^1 and find a constraint on the heavy mesons to be $0.4h_\rho^1 + 0.6h_\omega^1 = 8.5 \pm 5.0$, which is consistent with recent theoretical estimates [13,16].

Figure 4 shows an overview of theoretical estimates and this work's extraction of h_π^1 . We report the most precise and direct determination of h_π^1 in a few-body system without atomic or nuclear corrections, and it is the best constraint for future investigation of the HWI. Additional theoretical and experimental work in exactly calculable few-body systems is needed to establish a complete determination of the HWI.

We gratefully acknowledge the support of the U.S. Department of Energy Office of Nuclear Physics through Grants No. DE-AC52-06NA25396, No. DE-FG02-03ER41258, No. DE-SC0014622, No. DE-AC-02-06CH11357, No. DE-AC05-00OR22725, and No. DE-SC0008107, the U.S. National Science Foundation through Grants No. PHY-1306547, No. PHY-1306942, No. PHY-1614545, No. PHY-0855584, No. PHY-0855610, No. PHY-1205833, No. PHY-1506021, No. PHY-1205393, and No. PHY-0855694, PAPIIT-UNAM Grants No. IN110410, No. IN11193, and No. IG1011016, CONACYT Grant No. 080444, the Natural Sciences and Engineering Research Council of Canada (NSERC) Grants No. SAPPJ/341298 and No. SAPEQ/375650, and the Canadian Foundation for Innovation (CFI). This research used resources of the Spallation Neutron Source of Oak Ridge National Laboratory, a DOE Office of Science User Facility. J. F., R. C. G., J. M., W. M. S., and Z. T. acknowledge support

from the Indiana University Center for Spacetime Symmetries. S.S. acknowledges support from the German Academic Exchange Service (DAAD).

-
- [1] B. Desplanques, J. F. Donoghue, and B. R. Holstein, *Ann. Phys. (N.Y.)* **124**, 449 (1980).
- [2] C. A. Barnes, M. M. Lowry, J. M. Davidson, R. E. Marrs, F. B. Morinigo, B. Chang, E. G. Adelberger, and H. E. Swanson, *Phys. Rev. Lett.* **40**, 840 (1978); M. Bini, T. F. Fazzini, G. Poggi, and N. Taccetti, *Phys. Rev. Lett.* **55**, 795 (1985); G. Ahrens *et al.*, *Nucl. Phys.* **A390**, 486 (1982); S. A. Page *et al.*, *Phys. Rev. C* **35**, 1119 (1987).
- [3] G. S. Danilov, *Phys. Lett.* **18**, 40 (1965).
- [4] G. S. Danilov, *Sov. J. Nucl. Phys.* **14**, 443 (1972).
- [5] S.-L. Zhu, C. Maekawa, B. Holstein, M. Ramsey-Musolf, and U. van Kolck, *Nucl. Phys.* **A748**, 435 (2005).
- [6] D. R. Phillips, M. R. Schindler, and R. P. Springer, *Nucl. Phys.* **A822**, 1 (2009).
- [7] M. Schindler and R. Springer, *Prog. Part. Nucl. Phys.* **72**, 1 (2013).
- [8] G. t Hooft, *Nucl. Phys.* **B75**, 461 (1974).
- [9] E. Witten, *Nucl. Phys.* **B160**, 57 (1979).
- [10] E. Jenkins, *Annu. Rev. Nucl. Part. Sci.* **48**, 81 (1998).
- [11] T. D. Cohen and B. A. Gelman, *Phys. Rev. C* **85**, 024001 (2012).
- [12] T. DeGrand and Y. Liu, *Phys. Rev. D* **94**, 034506 (2016).
- [13] D. R. Phillips, D. Samart, and C. Schat, *Phys. Rev. Lett.* **114**, 062301 (2015).
- [14] D. Samart, C. Schat, M. R. Schindler, and D. R. Phillips, *Phys. Rev. C* **94**, 024001 (2016).
- [15] M. R. Schindler, R. P. Springer, and J. Vanasse, *Phys. Rev. C* **93**, 025502 (2016).
- [16] S. Gardner, W. C. Haxton, and B. R. Holstein, *Annu. Rev. Nucl. Part. Sci.* **67**, 69 (2017).
- [17] E. G. Adelberger and W. C. Haxton, *Annu. Rev. Nucl. Part. Sci.* **35**, 501 (1985); M. J. Ramsey-Musolf and S. A. Page, *Annu. Rev. Nucl. Part. Sci.* **56**, 1 (2006).
- [18] W. C. Haxton and B. R. Holstein, *Prog. Part. Nucl. Phys.* **71**, 185 (2013).
- [19] V. Khatsimovsky, *Yad. Fiz.* **42**, 781 (1985) [*Sov. J. Nucl. Phys.* **42**, 781 (1985)].
- [20] V. M. Dubovik and S. V. Zenkin, *Ann. Phys. (N.Y.)* **172**, 100 (1986).
- [21] N. Kaiser and U.-G. Meissner, *Nucl. Phys.* **A489**, 671 (1988).
- [22] N. Kaiser and U.-G. Meissner, *Nucl. Phys.* **A510**, 759 (1990).
- [23] G. B. Feldman, G. A. Crawford, J. Dubach, and B. R. Holstein, *Phys. Rev. C* **43**, 863 (1991).
- [24] E. Henley, W. Hwang, and L. Kisslinger, *Phys. Lett. B* **367**, 21 (1996). E. Henley, W. Hwang, and L. Kisslinger, *Phys. Lett. B* **440**, 449 (1998).
- [25] U.-G. Meisser and H. Weigel, *Phys. Lett. B* **447**, 1 (1999).
- [26] S.-L. Zhu, S. J. Puglia, B. R. Holstein, and M. J. Ramsey-Musolf, *Phys. Rev. D* **63**, 033006 (2001).
- [27] M. J. Savage, *Nucl. Phys.* **A695**, 365(2001).
- [28] G. Lobov, *Phys. At. Nucl.* **65**, 534 (2002).
- [29] C.-P. Liu, *Phys. Rev. C* **75**, 065501 (2007) and private communication.
- [30] C. H. Hyun, S. Ando, and B. Desplanques, *Phys. Lett. B* **651**, 257 (2007).
- [31] C. H. Hyun, B. Desplanques, S. Ando, and C.-P. Liu, *Mod. Phys. Lett. A* **23**, 2293 (2008).
- [32] B. Desplanques, C. H. Hyun, S. Ando, and C.-P. Liu, *Phys. Rev. C* **77**, 064002 (2008).
- [33] D. Gazit and H.-U. Yee, *Phys. Lett. B* **670**, 154 (2008).
- [34] M. R. Schindler and R. P. Springer, *Nucl. Phys.* **A846**, 51 (2010).
- [35] H.-J. Lee, C. H. Hyun, and H.-C. Kim, *Phys. Lett. B* **713**, 439 (2012).
- [36] J. Wasem, *Phys. Rev. C* **85**, 022501(R) (2012).
- [37] J. de Vries, U.-G. Meissner, E. Epelbaum, and N. Kaiser, *Eur. Phys. J. A* **49**, 149 (2013).
- [38] M. Viviani, A. Baroni, L. Girlanda, A. Kievsky, L. E. Marcucci, and R. Schiavilla, *Phys. Rev. C* **89**, 064004 (2014).
- [39] J. de Vries, N. Li, U.-G. Meißner, N. Kaiser, X.-H. Liu, and S.-L. Zhu, *Eur. Phys. J. A* **50**, 108 (2014).
- [40] J. de Vries, N. Li, U. G. Meissner, A. Nogga, E. Epelbaum, and N. Kaiser, *Phys. Lett. B* **747**, 299 (2015).
- [41] X. Feng, F.-K. Guo, and C.-Y. Seng, *Phys. Rev. Lett.* **120**, 181801 (2018).
- [42] C. Hyun, S. Lee, J. Haidenbauer, and S. Hong, *Eur. Phys. J. A* **24**, 129 (2005).
- [43] M. T. Gericke *et al.*, *Phys. Rev. C* **83**, 015505 (2011).
- [44] N. Fomin, G. L. Greene, R. R. Allen, V. Cianciolo, C. Crawford, T. M. Tito, P. R. Huffman, E. B. Iverson, R. Mahurin, and W. M. Snow, *Nucl. Instrum. Methods Phys. Res., Sect. A* **773**, 45 (2015).
- [45] K. B. Grammer *et al.*, *Phys. Rev. B* **91**, 180301 (2015).
- [46] M. Musgrave *et al.*, *Nucl. Instrum. Methods Phys. Res., Sect. A* **895**, 19 (2018).
- [47] S. Balascuta, R. Alarcon, S. Baeßler, G. Greene, A. Mietke, C. Crawford, R. Milburn, S. Penttila, J. Prince, and J. Schädler, *Nucl. Instrum. Methods Phys. Res., Sect. A* **671**, 137 (2012).
- [48] P.-N. Seo *et al.*, *Phys. Rev. ST Accel. Beams* **11**, 084701 (2008).
- [49] J. Fry, Ph. D. thesis, Indiana University, 2015.
- [50] S. Santra *et al.*, *Nucl. Instrum. Methods Phys. Res., Sect. A* **620**, 421 (2010).
- [51] D. Pelowitz (ed.) MCNPX Users Manual Version 2.7.0, Los Alamos National Laboratory Report No. LA-CP-11-00438, 2011.
- [52] J. Young and J. Koppel, *Phys. Rev.* **135**, A603 (1964).
- [53] M. T. Gericke *et al.*, *Nucl. Instrum. Methods Phys. Res., Sect. A* **450**, 21 (2005).
- [54] A. Csoto, B. F. Gibson, and G. L. Payne, *Phys. Rev. C* **56**, 631 (1997).
- [55] M. T. Gericke *et al.*, *Nucl. Instrum. Methods Phys. Res., Sect. A* **540**, 328 (2005).
- [56] W. S. Wilburn, J. D. Bowman, S. I. Penttila, and M. T. Gericke, *Nucl. Instrum. Methods Phys. Res., Sect. A* **540**, 180 (2005).
- [57] V. A. Vesna *et al.*, *JETP Lett.* **36**, 209 (1982).
- [58] M. Avenier, G. Bagieu, H. Benkoula, J. F. Cavaignac, A. Idrissi, D. H. Koang, B. Vignon, and R. Wilson, *Nucl. Phys.* **A436**, 83 (1985).

- [59] G. S. Mitchell *et al.*, *Nucl. Instrum. Methods Phys. Res., Sect. A* **521**, 468 (2004).
- [60] N. Fomin *et al.*, *Phys. Rev. C* (to be published).
- [61] D. Blyth, Ph. D. thesis, Arizona State University, 2016.
- [62] C. L. Woody, J. A. Kierstead, P. W. Levy, and S. Stoll, *IEEE Trans. Nucl. Sci.* **39**, 524 (1992).
- [63] J. Fry *et al.*, *Hyperfine Interact.* **238**, 11 (2017).
- [64] D. Blyth *et al.*, *Phys. Rev. C* (to be published).
- [65] K. B. Grammer, D. Blyth, J. D. Bowman, N. Fomin, G. L. Greene, M. Musgrave, E. Tang, and Z. Tang, *Nucl. Instrum. Methods Phys. Res., Sect. A* **903**, 302 (2018).
- [66] L. Pandola, C. Andenna, and B. Caccia, *Nucl. Instrum. Methods Phys. Res., Sect. B* **350**, 41 (2015).
- [67] J. F. Caviagnac, B. Vignon, and R. Wilson, *Phys. Lett. B* **67**, 148 (1977).