

# Food Poisoning Prevention Monitoring System based on the Smart RFID Tag System

Ki-Hwan Eom, Chang Won Lee, Nghia Truong Van, Kyung Kwon Jung,  
Joo Woong Kim and Woo Seung Choi

*Department of Electronics and Electrical Engineering  
Dongguk University, Seoul, Korea,  
Korea Electronic Technology Institute, Gachon University  
kihwanum@dongguk.edu*

## **Abstract**

*Food poisoning that can happen commonly, a little caution can be prevented in advance, but the average consumer can not know whether the poisoning infection of food. While there are many factors affecting food poisoning typically changes in temperature and humidity, and monitoring temperature and humidity variability during transport and storage is very important. So we proposed the food poisoning prevention monitoring system based on the smart RFID tag system. Proposed system consists of RFID tag, temperature and humidity sensor, sensor interface, RFID reader, and server. In order to verify the effectiveness of the proposed system, we performed experiments on the tofu. Proposed system measures the temperature and humidity using the smart RFID tag. The measured information can be calculated according to food poisoning index with four grade, interest, caution, warning, risk, and is monitored. The proposed system confirms usefulness through experiments.*

**Keywords:** *Food poisoning prevention monitoring system, Smart RFID Tag, Temperature sensor, Humidity sensor, Sensor interface*

## **1. Introduction**

According to WHO, the human health harm factors that is occurred most often in the world is the disease which is caused by the contaminated food as food poisoning. A food contamination can occur in the production process, but also a large part caused by the careless food handling due to various causes when a food is transporting and storing [1]. Food poisoning that can happen commonly, a little caution can be prevented in advance, but the average consumer can not know whether the poisoning infection of food. While there are many factors affecting food poisoning typically changes in temperature and humidity, and monitoring temperature and humidity variability during transport and storage is very important.

In this paper, we propose the food poisoning prevention monitoring system based on the smart RFID tag system that prevent food poisoning due to food contamination that can occur during the transportation and storage of food. Proposed system consists of RFID tag, temperature and humidity sensor, sensor interface, RFID reader, and server. The proposed system can prevent food poisoning through food status monitoring as the temperature and humidity data measured of surrounding environment during the transportation and storage of food in real time by 900Mhz smart RFID sensor tag, which is contained temperature and humidity sensor, is applied to food poisoning index that is provided the Food and Drug

Administration and the Meteorological Administration of Korea, and divided 4 grades, interest(green), caution(yellow), warning(orange), risk(red).

In order to identify the usefulness of the proposed system, we experiment using tofu. Using the 900 MHz smart RFID sensor tag, we measure the temperature and humidity data of surrounding environment of tofu. The data is applied food poisoning index, and expressed food poisoning grade. We compare grade with status of tofu using nose and eye. Through the experiment, we are confirmed that the propose system can prevent food poisoning.

## 2. The Proposed System

### 2.1. The manufactured sensor tag

A block diagram of the manufactured smart sensor tag is shown figure 1. The tag is consisted of 900 MHz antenna, RF front-end, power management, demodulation, modulation, MSP 430, and sensors. Power management supplies power to each of the parts. The power is collected from the RF energy. Demodulation transmits data converted RF data signal using ASK to MSP430. And modulation transmits digital signal of MSP430 to reader using the backscatter method. MSP430 checks reader activity and data management. Sensors convert temperature and humidity data to voltage. The manufactured smart sensor tag is passive type tag worked by RF signal power. Figure 2 is manufactured smart sensor tag [2].

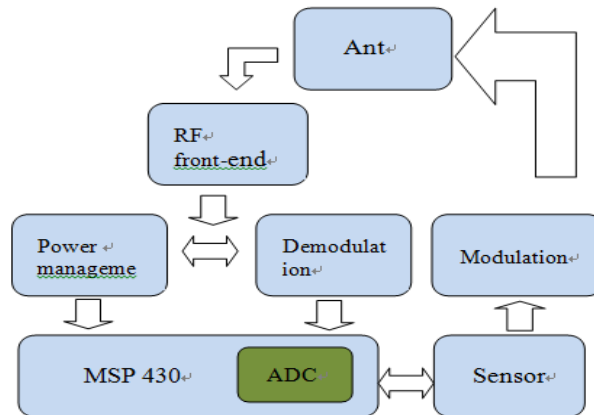


Figure 1. A block diagram of smart RFID sensor tag




Figure 2. The manufactured sensor tag

## 2.2. Temperature Sensor

Reader using the monitoring system is Speedway Revolution UHF RFID reader by IMPINJ. Figure 3 is shown the reader, and Table 1 is specification of reader.



**Figure 3. The temperature Sensor**

The proposed system temperature sensor was used a commercial product which produced in the National Semiconductor. It shows in Figure 3. Characteristics of temperature sensor are shown in Table 1.

**Table 1. Characteristics of temperature sensor**

Characteristics	Content
Supply Voltage	1.5V to 5.5V
Supply Current	9 $\mu$ A
Temperature Accuracy	20°C to 150°C $\pm$ 2.7°C
Operating Temperature	-50°C to 150°C

## 2.3. Humidity Sensor

The proposed system Humidity sensor was used a commercial product. It shows in figure 4. Characteristics of temperature sensor are shown in Table 2.



**Figure 4. The humidity sensor**

**Table 2. Characteristics of humidity sensor**

Characteristics	Content
Supply Voltage	4V to 5.8V
Supply Current	200 $\mu$ A
Humidity Accuracy	$\pm$ 3.5% RH
Operating Temperature	-40°C to 85°C
Operating Humidity	0% RH to 100% RH

## 2.4. The monitoring system

Reader using the monitoring system is Speedway Revolution UHF RFID reader by IMPINJ. Figure 5 is shown the reader, and Table 3 is specification of reader.



**Figure 5. Reader**

**Table 3. Specification of reader**

Contents	Range
Interface Protocol	EPC global UHF Class 1 Gen 2 / ISO 18000-6C
RF Frequency	900Mhz ~ 930Mhz
RF Range	10cm ~ 10m
Transmit Power	+10.0 ~ 30.0 dBm
Power Consumption	24V

Food poisoning index is expressed possibility of food decomposition, which is based on temperature condition that affects growth of microorganisms as regards food decomposition with consideration of humidity condition, as a percentage. Figure 4 is shown food poisoning index that is provided the Food and Drug Administration and the Meteorological Administration of Korea. As in Figure 6, food poisoning index can be divided 4 grades, interest(green), caution(yellow), warning(orange), risk(red). Consumers apply the temperature and humidity information that is measured from sensor tag to Figure 4, can check the status of the food.

습도(%) 기온(℃)	0	10	20	30	40	50	60	70	80	90	100
0	28.2	28.5	29.9	29.4	29.9	30.5	31.2	32.0	33.0	34.1	35.4
2	28.5	28.9	29.3	29.9	30.5	31.2	32.0	32.9	34.0	35.3	36.7
4	29.9	29.3	29.9	30.4	31.1	31.9	32.8	33.9	35.2	36.6	38.3
6	29.3	29.8	30.4	31.1	31.9	32.8	33.8	35.1	36.5	38.1	40.0
8	29.7	30.3	31.0	31.8	32.7	33.7	35.0	36.4	38.0	39.9	42.0
10	30.3	30.9	31.7	32.6	33.7	34.9	36.3	37.9	39.7	41.9	44.3
12	30.9	31.7	32.5	33.6	34.8	36.1	37.7	39.6	41.7	44.1	46.9
14	31.6	32.5	33.5	34.7	36.0	37.6	39.4	41.5	43.9	46.6	49.8
16	32.4	33.4	34.6	35.9	37.5	39.3	41.3	43.7	46.4	49.5	53.1
18	33.3	34.5	35.8	37.3	39.1	41.2	43.5	46.2	49.3	52.8	56.8
20	34.4	35.7	37.2	39.0	41.0	43.3	46.0	49.0	52.5	56.5	60.9
22	35.6	37.1	39.8	40.9	43.1	45.8	48.8	52.2	56.1	60.6	65.6
24	37.0	38.7	40.7	42.9	45.5	48.5	51.9	55.8	60.2	65.2	70.7
26	38.5	40.5	42.7	45.3	48.3	51.6	55.5	59.8	64.8	70.3	76.4
28	40.3	42.6	45.1	48.0	51.4	55.2	59.4	64.4	69.8	75.9	82.7
30	42.4	44.9	47.8	51.1	54.9	59.1	64.0	69.4	75.4	82.2	89.8
32	44.7	47.6	50.9	54.5	58.8	63.6	68.9	74.9	81.6	88.8	97.1
34	47.3	50.6	54.2	58.4	63.2	68.5	74.5	81.1	88.4	96.4	100
36	50.3	53.9	58.1	62.8	68.1	74.0	80.5	87.8	95.8	100	100
38	53.6	57.7	62.4	67.6	73.5	80.0	87.2	95.1	100	100	100
40	57.4	62.8	67.2	73.0	79.5	86.8	94.5	100	100	100	100

Figure 6. The food poisoning index according to the temperature and humidity

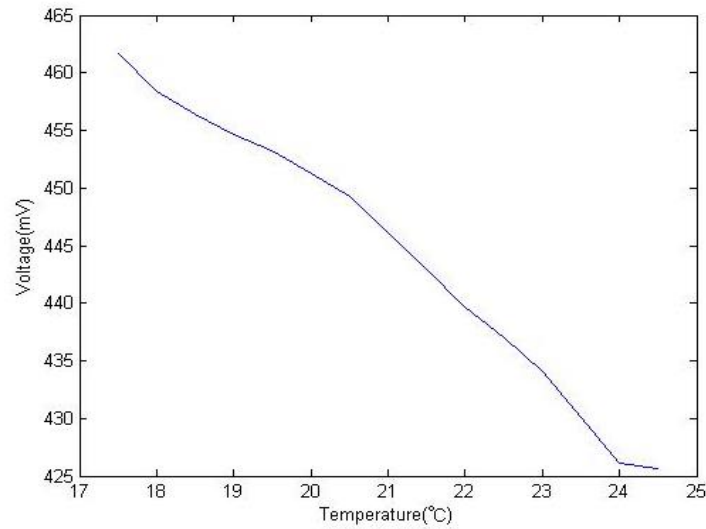
### 3. Experiment

In order to identify the usefulness of the proposed system, we perform experiment using tofu. Figure 7 is experimental picture.

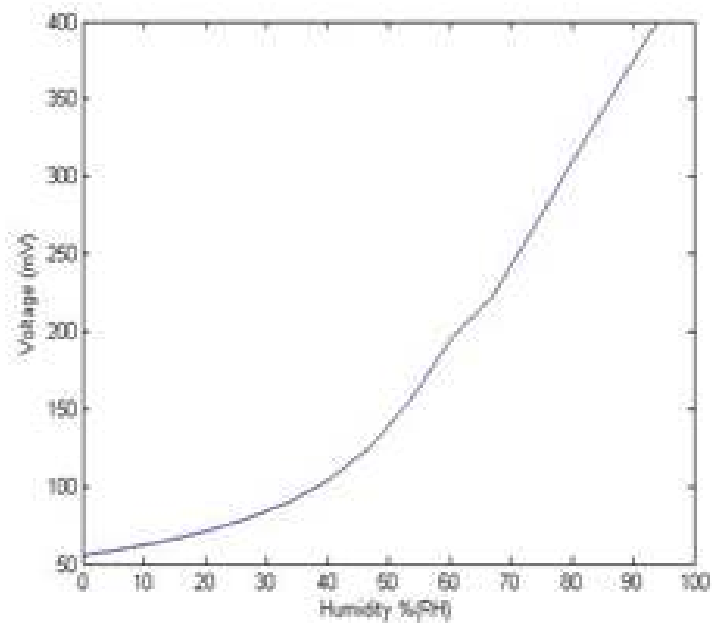


Figure 7. Experimental picture

As shown in Figure 7, tofu and sensor tag are putted into container, and sealed up plastic wrap. The smart sensor tag measure temperature and humidity in real time around tofu. The measured data is shown in Figure 8, and 9.



**Figure 8. Output graph of temperature sensor**



**Figure 9. Output graph of humidity sensor**

In Figure 8 and 9, we confirm that voltage is almost linearly changed in accordance with temperature and humidity. The result data is almost linear so we can easy to using it.

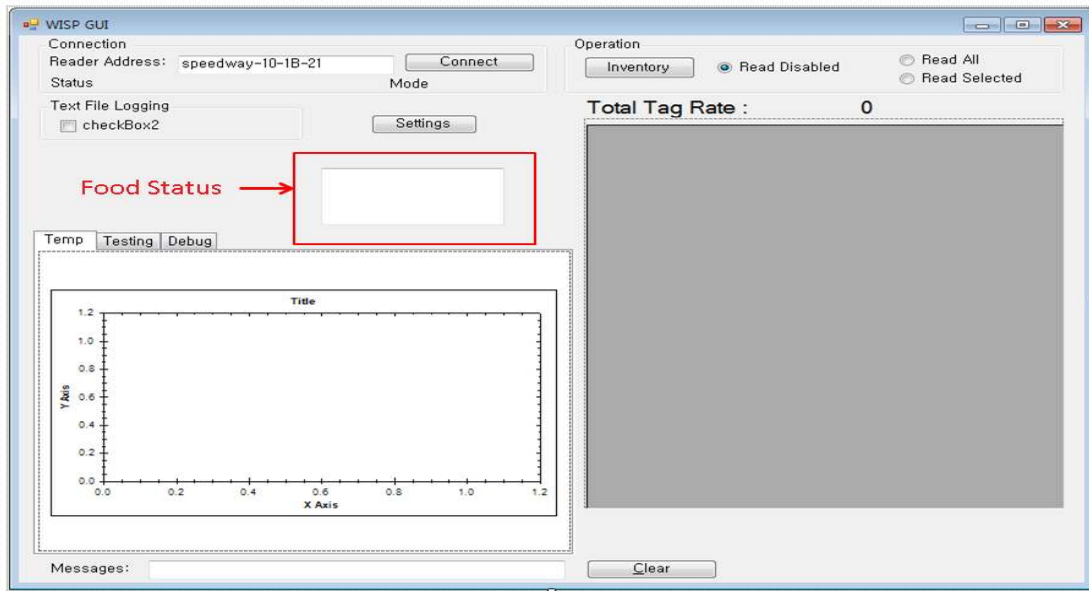
$$\text{Temperature(C)} = -0.19 * V \text{ (mV)} \quad (1)$$

$$\text{Humidity(\%)} = 0.24 * V \text{ (mV)} \quad (2)$$

Equation 1 and 2 is derived by graph of Figure 8 and Figure 9. If we use this equation, we can know the temperature and humidity to see the output voltage. The suggested system

output the voltage information in RFID reader. So we need to calculate the temperature and humidity using voltage information.

The temperature and humidity data measured from sensor tag is calculated suitable for food poisoning index. The calculated food poisoning index is displayed 4 grades, interest(green), caution(yellow), warning(orange), risk(red), and we can do check the status of food. Figure 10 is shown the test program expressed food status to food poisoning grade. In figure 10, food poisoning grade is displayed in red rectangular.



**Figure 10. Test program**

In this experiment, we measured temperature and humidity of around tofu, and applied to food poisoning grade. We compared food poisoning grade with food status using nose and eye, and confirmed the usefulness of the proposed system.

#### **4. Conclusion**

The human health harm factor that is occurred most often in the world is the disease which is caused by the contaminated food as food poisoning. A food contamination can occur a large part caused by the careless food handling because of improper temperature or humidity when a food is transporting and storing.

In this paper, we proposed the monitoring system that prevents food poisoning due to food contamination that can occur during the transportation and storage of food. Proposed system consists of RFID tag, temperature and humidity sensor, sensor interface, RFID reader, and server. The proposed system could prevent food poisoning through food status monitoring as the temperature and humidity data measured of surrounding environment during the transportation and storage of food in real time by 900Mhz smart RFID sensor tag, which was contained temperature and humidity sensor, was applied to food poisoning index that was provided the Food and Drug Administration and the Meteorological Administration of Korea, and divided 4 grades, interest(green), caution(yellow), warning(orange), risk(red).

In order to identify the usefulness of the proposed system, we performed experiment using tofu. Using the 900 MHz smart RFID sensor tag, we measured the temperature and humidity

data of surrounding environment of tofu. The data was applied food poisoning index, and expressed food poisoning grade. We compared food poisoning grade with status of tofu using nose and eye. Through the experiment, we were confirmed that the propose system can prevent food poisoning.

## Acknowledgements

This research was supported by the Agriculture Research Center (ARC, 710003-03-1-SB110) program of the Ministry for Food, Agriculture, Forestry and Fisheries, Korea.

## Reference

- [1] K. D. Kyeung, "Research for the presentation of food borne illness food service group, Food and Drug Administration Research Report, (2002).
- [2] R. Want, "Enabling ubiquitous sensing with RFID", Comput, vol. 37, no. 4, (2004) April, pp. 84-86.
- [3] Alanson P. Sample, "Design of an RFID-Based Battery-Free Programmable Sensing Platform", IEEE Transactions on Instrumentation and Measurement, vol. 57, no. 11, pp. 2608-2615, (2008) November.
- [4] [http://www.impinj.com/Speedway\\_Revolution\\_UHF\\_RFID\\_Reader.aspx](http://www.impinj.com/Speedway_Revolution_UHF_RFID_Reader.aspx).
- [5] [http://www.kfda.go.kr/jsp/page/food\\_zone\\_life.jsp?seq=1](http://www.kfda.go.kr/jsp/page/food_zone_life.jsp?seq=1).

## Authors



**Ki-Hwan Eom** was born in Seoul, Korea in 1949. He received the B.S. and Ph.D. degree in electronic engineering from Dongguk University, Korea in 1972, and 1986, respectively. He was a visiting professor from 1989 to 1990 at Toho University and from 2000 to 2001 at University of Canterbury. Since 1994, he has been with Dongguk University, where he is currently a professor in the Division of Electronics and Electrical Engineering. His research interests are in electronic application and convergence system.



**Chang Won lee** received the B.S. degree in Department of Electronic Engineering from Dongguk University, Seoul, Korea, in 2011, where he is currently pursuing the M.S. degree. His research interests are RFID system, sensor network and control engineering.



**Nghia Truong Van** received the B.S. degree in Automatic Control Engineering from Hanoi University of Technology, Vietnam, in 2010. And M.S. degree in Electrical and Electronics Engineering from Dongguk University, Seoul, Korea, in 2013. His research interests are RFID system, Automation system and Management System.





**Kyung Kwon Jung** was born in Korea. He received the B.S., M.S., and Ph.D. degrees in Electronic Engineering from Dongguk University, Seoul, Korea in 1998, 2000 and 2003, respectively. He is currently working as research engineer in Embedded Software Convergence Research Center at Korea Electronics Technology Institute. His research interests are in intelligent systems, digital signal processing and sensor network applications.



**Joo Woong Kim** received the B.S. degree in Electronics Engineering from Dongguk University, Korea in 1996 and Ph.D. degree from Dongguk University in 2003. He is currently is a professor of Public Health University of the computer electronics. His research interests in: Intelligent Systems, USN, SMPS.



**Woo Seung Choi** was born in Seoul. He received the B.S. and Ph.D. degree in electronic engineering from Dongguk University, Korea in 1981, and 1994, respectively. He has been with Gachon University, where he is currently a professor in the College of Global General Education. His research interests are in Systems Engineering and Intelligent System.

