

# Fool Me Twice: Entailment from Wikipedia Gamification

Julian Martin Eisenschlos, Bhuwan Dhingra,  
Jannis Bulian, Benjamin Börschinger  
Google Research

{ eisenjulian, bdhingra, jbulian, bboerschinger }  
@google.com

Jordan Boyd-Graber\*  
CS, iSchool, UMIACS, LSC  
University of Maryland

jbg@umiacs.umd.edu

## Abstract

We release FOOLMETWICE (FM2 for short), a large dataset of challenging entailment pairs collected through a fun multi-player game. Gamification encourages adversarial examples, drastically lowering the number of examples that can be solved using “shortcuts” compared to other entailment datasets. Players are presented with two tasks. The first task asks the player to write a plausible claim based on the evidence from a Wikipedia page. The second one shows two plausible claims written by other players, one of which is false, and the goal is to identify it before the time runs out. Players “pay” to see clues retrieved from the evidence pool: the more evidence the player needs, the harder the claim. Game-play between motivated players leads to diverse strategies for crafting claims, such as temporal inference and diverting to unrelated evidence, and results in higher quality data for the entailment and evidence retrieval tasks. We open source the dataset and game code.<sup>1</sup>

## 1 Introducing a Game of Challenging Claims

Given a statement—and a large collection of textual knowledge—how do you find evidence that shows a reader that the statement is true or false? This problem takes on multiple forms in the natural language processing (NLP) community. Given only a single statement and a single sentence, this decision process is called *recognizing textual entailment* (Dagan et al., 2010, RTE) or *natural language inference* (Bowman et al., 2015; Williams et al., 2018, NLI). Given a single statement and a vast pool of possible evidence (e.g., all of Wikipedia), this problem is called *verification* (Thorne et al., 2018; Jiang et al., 2020).

\*Work completed while a Visiting Research Scientist at Google.

<sup>1</sup><https://github.com/google-research/fool-me-twice>

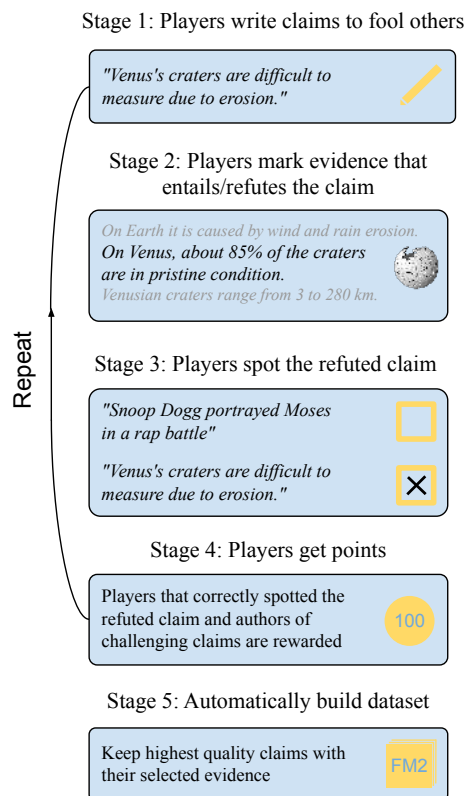


Figure 1: Overview of the data generation pipeline. In stages 1 to 4, players write challenging claims either entailed or refuted by evidence from Wikipedia (Section 3.1). They are then tasked to spot the refuted claim among a group (Section 3.2). The claims and evidence are available for download.

We review existing resources for the latter task in Section 2 and how they have spawned a vibrant sub-community around related tasks. However, these datasets fail to challenge modern NLP models such as BERT (Devlin et al., 2019) or T5 (Raffel et al., 2020) that achieve “super-human performance” despite also exhibiting “annotation artifacts” that hurt their generalization potential (Gururangan et al., 2018; Tsuchiya, 2018). Our goal is twofold: (1) to build a new, challenging dataset (statistics for FOOLMETWICE in Table 1) that tests models’ abil-

	Claims	Entailed Proportion	Pages	Avg. # Tokens	
				Claim	Evidence
<b>Train</b>	10,419	49.2%	1,811	15	30
<b>Dev</b>	1,169	51.0%	209	15	31
<b>Test</b>	1,380	49.4%	234	15	31
<b>Total</b>	12,968	49.4%	2,254	15	30

Table 1: Statistics of the FOOLMETWICE dataset. The train/dev/test split is based on disjoint Wikipedia pages. The number of tokens is an average value computed with a white-space tokenizer. Our dataset is balanced between entailed (true) and not entailed (false) claims.

ity to retrieve evidence and verify claims and (2) to show that engineering the incentive structure of data collection experiments can produce more accurate and realistic outcomes.

This dataset lends itself to automatic training and it characterizes what factual errors humans can most easily detect and which are most likely to fool them (Section 3.2). This is analogous to the creation of unsupported or refuted claims in the wild, which are not random, but evolve as part of an information arms race (Rid, 2020). Unlike previous datasets that rely on crowd-sourcing, we develop an online game to create a platform where motivated authors can create plausible sounding “facts” that other users must debunk.

Not only does this create more realistic claims—the best must withstand human scrutiny—it also creates a way to better evaluate the evidence that support or refute claims. As we surface the evidence, humans use that evidence to decide which claims are true or false; these signals can further improve our systems (Figure 1). We apply baseline models for retrieval and classification to our dataset (Section 4) and examine how their ability to detect wrong statements differs from humans’ (Section 5).

## 2 Related Work

Entailment is a key task in natural language understanding. Dagan et al. (2010) describe it as an AI-complete task: solve it, and you can solve all of artificial intelligence. Typically, entailment is presented as: given a premise (“Brooklyn is the most populous of New York City’s boroughs”), decide whether a hypothesis (“Manhattan has more residents than Brooklyn”) is entailed—supported—by the premise. Even simple examples show the promise (and complexity) of this task. To recognize that this hypothesis is contradicted, a model

must: know that Manhattan is a borough of New York, recognize that “X is the most populous borough” entails “X has more residents than any other borough”, and correctly combine this knowledge to recognize the contradiction.

### 2.1 Entailment and Retrieval Datasets

Despite the promise of entailment, it has not been a silver bullet for the NLP community to solve artificial intelligence. One possible explanation is highlighted by a line of work that shows existing entailment datasets have artifacts. Poliak et al. (2018) show entailment can often be solved by looking only at the hypothesis, while Feng et al. (2019) show that artifacts can infect the premise as well. This is especially common in the biggest datasets for NLI such as SNLI and MNLI (Gururangan et al., 2018). While there are algorithmic solutions to addressing these issues (Utama et al., 2020), many have turned to building better datasets.

Both Bowman et al. (2020) and Vania et al. (2020) propose alternative methods for collecting entailment pairs from crowdworkers and measure success via improvements in other general tasks via transfer learning. While the proposed methods prove to be ineffective for that goal, we view NLI is as an important end task in itself (e.g., for misinformation, QA, dialogue, generation evaluation). Hence, we argue that constructing challenging entailment datasets is useful beyond just transfer learning.

Like this paper, Nie et al. (2020) focus on adversarial entailment, but their authors only see a single piece of evidence. We expand this human-in-the-loop adversarial setting to include the essential *retrieval* component of fact verification. Thus, authors have more strategies on hand; in addition to creating challenging examples through paraphrasing, they can make it difficult to *find* relevant information in the first place or distract with related—but distinct—information.

This is exactly the setting of a recent shared task, FEVER (Thorne et al., 2018, Fact Extraction and VERification), which creates a more general entailment setting: given a claim, find relevant evidence from Wikipedia, and determine whether the evidence has enough information to either support or refute the claim. This generalizes the entailment problem to a large, broadly accepted set of premises (all sentences in Wikipedia) and adds an additional retrieval step to find relevant evidence.

Supported
Woody Allen is a person.
The Shining was directed.
François de Belleforest wrote.
Not Enough Info
Lisa Kudrow was in a car.
Tipper Gore was curated to Al Gore.
International Relations includes animals.
Refuted
Tipper Gore was created in 1048.
Alpha House is inspired by nobody.
Toy Story is incapable of being a film.

Table 2: Examples from FEVER, which separates entailment examples into three categories. The crowdworkers who authored the examples often edit the first line of the Wikipedia article but not in ways that sound like a plausible hypothesis. We develop a game to build more complex, challenging examples.

FEVER has obvious connections to problems in education, journalism, and information science. Thus, it has caught the attention of a subcommunity focused on building systems for FEVER shared tasks. Despite this excitement, Schuster et al. (2019) show that FEVER has many of the same issues as entailment datasets. FEVER has broad or nonsensical claims (Table 2) and many of the claims are generated from the very first line of source Wikipedia documents. This is not just an artifact of crowd-sourcing; a more fundamental problem is that there is no clear definition of what makes a good FEVER example. To date, adversarial FEVER example generation uses automatic rules to increase their difficulty (Thorne et al., 2019). To address these identified weaknesses, Sections 3.1 and 3.2 define a game where the claim writers have a clear objective of “fooling” other human players.

## 2.2 Gamification for Data Collection

Creating datasets through a fun interactive design is often called *gamification*. Ipeirotis and Gabrilovich (2014) focus on multiple choice question answering in technical domains such as medicine and rely on redundancy and calibration questions to generate new knowledge. The ESP game (von Ahn and Dabbish, 2004) asks users to write labels for an image that agree as much as possible with other players’ labels.

Another well-known example is protein folding (Cooper et al., 2010), an online game<sup>2</sup> that

<sup>2</sup><https://fold.it>

Dataset split	Top Bigrams by LMI (highest predictive power first)
FEVER Train	<b>is only, did not</b> , not a, was not, <b>incapable of, only a</b>
FEVER Dev	<b>is only, only a, incapable of</b> , is incapable, was only, <b>did not</b>
FM2 Train	the second, is a, was a, was the, is the, of his
FM2 Dev	by a, on the, innocent iii, statue of, for his, pope innocen

Table 3: Top 6 bigrams with the highest LMI (Schuster et al., 2019) for REFUTES in each dataset and each split. Overlapping bigrams are bolded. Compared to FEVER, FOOLMETWICE contains fewer bigrams that “give away” the label on both the train and dev set.

tasks players to twist and bend protein structures, often besting computer algorithms and driving biological innovations (Khatib et al., 2011).

Crucially, these games are either individual or cooperative; in contrast, FOOLMETWICE exploits the adversarial nature of players fooling each other. FOOLMETWICE most closely resembles *Baldershed*, a board game where players guess which definition of a word is legitimate that is used in information literacy courses (Hays and Hayse, 2017).

In all cases, the intrinsic motivation driven by these games can lead to better outcomes and fewer attempts to “game” the system (Kuznetsov, 2006; Yang and Lai, 2010). Thus our approach constitutes a viable alternative to traditional isolated labelling tasks in crowd-sourcing platforms, where tying payment to completing tasks sometimes hurts final results (Gneezy and Rustichini, 2000).

## 3 FOOLMETWICE Game Mechanics

This section outlines the two phases of the game: authoring claims (Section 3.1) and voting on those claims (Section 3.2). While these sections present the game in its final form, this is the reflection of an iterative process.

We first began with a paper version (Nielsen, 1989) of the game, which showed that a time constraint made the game feel more fun and encouraged people to not read individual pieces of evidence too intently. Without the timer, people tried to look for tiny clues in text that probably were not there (Wilkinson et al., 2012). We then moved onto a version of the game presented via slides where we experimented with design choices such as the number of claims players distinguish between, and the number of evidence sentences they see while doing that. Examples of the final web interface are shown in Appendix B.

### 3.1 Crafting Challenging Claims

Our goal is to create a computer game that produces human-authored, interesting, challenging claims paired with evidence that either supports or refutes each claim. One prerequisite for this is that claims avoid high lexical overlap with the knowledge corpus. We thus need to encourage authors to craft claims that cannot be trivially matched to evidence. While this approach has been used for question answering (Wallace et al., 2019; Bartolo et al., 2020), which has a similar retrieval step, to our knowledge it has not been applied to entailment or FEVER.

We recruit users employed at Google, all proficient in English, to play-test the game. At the beginning of each round, we ask each user to generate a true or false statement. We randomly choose a Wikipedia page as a knowledge source and ask them to highlight one or two evidence spans that support (or refute) their claim. They are instructed to write statements that would likely *fool* other players trying to determine the claim’s veracity quickly and/or without looking at the evidence that support the claim. The reward system defined in the next section is built to be aligned with this objective.

To help authors write hard claims, not entirely similar to the evidence, we show the user what evidence a TF-IDF retrieval system would select from the source and highlight the words that help IR systems select evidence. This implicitly encourages them to craft the claims in a manner such that overlap with the evidence is low (Section 3.2). We include screenshots of the user interface and more details about our design choices in the appendix. Because the players see evidence selected by our retrieval systems, difficult claims for players are also challenging for computers. See Table 3 for a comparison on highly predictive bigrams between FEVER and FOOLMETWICE (details about how these are computed are in the appendix).

### 3.2 Spotting the Incorrect Statement

In the game’s second phase, players select the incorrect statement from claims written by other players (Table 4). To separate these two phases of the game, we refer to players in this phase of the game as *voters*. If a voter can correctly answer quickly (e.g., through their own world knowledge or artifacts), they get up to 120 points, the maximum possible.<sup>3</sup> The author and voter split the points: any points the

voter leaves “on the table” go to the author. Challenging claims reward the author with more points but easy ones let the *voter* increase their total.

We do not want to keep claims that are easy to identify as true or false. If the average player can tell through artifacts or common sense that a claim will not be supported, it is uninteresting as an entailment example. For example, if someone sees the claim “Tipper Gore was born in 1048” and remembers that Al Gore was the vice president of the United States in the twentieth century, they can identify that this claim is false. We also want claims that require the voters to carefully read evidence from Wikipedia (Table 4). Voters can ask for hints provided by our evidence selection system (Section 4.1). For each piece of evidence shown, the number of points available to the voters decreases, and points decrease as time progresses as well.

All possible outcomes provide useful information: correct and incorrect choices, with and without evidence. As mentioned before, if voters spot the wrong statement unaided, the claim has underlying issues. When a voter can spot the wrong claim with the help of a particular piece of evidence, then this is a clue that the evidence (and the mechanism that selected it) is useful.

This allows us to specifically optimize for evidence that *helps* players better answer questions. When voters go from confused to confident about the correct answer, that is a signal that the evidence was effective. When voters select an incorrect answer, that is a signal that the evidence was not effective (or, indeed, misleading).

When voters need more time and evidence and are almost fooled (i.e., nearly think a true statement is incorrect), this is a sign that the statement is challenging for the human–computer team seeking to verify entailment. The statement must be convincingly written, consistent with voter’s world knowledge, *and* also consistent with the evidence players see. Our game setting helps create conditions where these “tricky” examples can be crafted.

We use two heuristics to ensure quality claims. First, we search for “easy” examples that were consistently solved without inspecting the evidence – however, we were not able to find any. Next, we search for examples which are “too difficult” by computing a *maximum a posteriori* estimate of the Bernoulli distribution of correct and incorrect votes for each claim. The prior distribution matches the overall accuracy of the dataset (80% of votes are

<sup>3</sup>Each voting task should take at maximum two minutes, and each point corresponds to a second.



correct) and is equivalent to adding five pseudo-counts (one wrong, four correct) for each question. We use this smoothed estimate rather than the maximum likelihood estimate to account for claims lacking votes. The expected value of that posterior given a Beta(4, 1) prior is (Liu et al., 2012):

$$\alpha \sim \text{Beta}(4, 1)$$

$$\alpha \mid C_i \sim \text{Beta}\left(4 + \sum_i C_i, 1 + \sum_i (1 - C_i)\right),$$

where  $i$  sums over the votes, and  $C_i$  is one if the vote was correct and zero otherwise. We analyze all twenty-five claims below a 0.5 threshold and identified three incorrect examples which we subsequently removed.

### 3.3 Incentive Structure

Players earn points in two ways: either spotting incorrect claims by voting as early as possible or authoring challenging claims. They alternate between the two roles in every game session. These two rewards are in opposition to each other.

Because the goal of the voters is to find the claim that is incorrect, claim authors (of either entailed or refuted claims) only get points when voters are *not* fooled **and** when the voters need evidence. The total points are split between the voter and authors when the voter correctly guesses, making this a *zero-sum* game. As a voter requests evidence or takes more time, a larger fraction of the total points will go to authors. Thus, authors are encouraged to write difficult claims; voters are encouraged to select claims correctly.

When a voter guesses incorrectly, they get no points, to ensure the examples are valid. While incorrect guesses can happen for impossible claims, writing claims that are merely difficult is a better strategy since easy claims that may be spotted quickly are awarded no points.<sup>4</sup>

In addition to humans voting on claims, we also ask users which of the two claims they “like” more, independent of voters’ accuracy. People like true claims (0.39) more than false claims (0.35,  $t = 2.53$ ,  $p = 0.01$ ), except for claims about science and technology, where people prefer false claims (0.46) more than true claims (0.32,  $t = -2.50$ ,  $p = 0.02$ ). Authors get points when voters like their claims; this additional incentive encourages authors to create interesting *and* surprising examples.

<sup>4</sup>We also allow players to flag obscene, incorrect, or otherwise problematic claims.

## 4 Methods: Subtasks and Models

Each of the instances in FOOLMETWICE is a tuple  $(c, e, l)$ : a natural language claim  $c$ , evidence  $e$  from a knowledge corpus  $\mathcal{K}$  (in our case Wikipedia), and a binary label  $l$  (entailment / contradiction).<sup>5</sup> From this we define two sub-tasks, following Thorne et al. (2018). The first sub-task, retrieval, requires systems to select candidate evidence from  $\mathcal{K}$  (including, perhaps, the gold evidence  $e$ ). The second sub-task is entailment, where systems given claim  $c$  and the gold evidence  $e$  need to make a final prediction for the label  $l$ . We also consider an end-to-end setting. Instead of the gold evidence, systems only have access to the retrieved evidence  $\hat{e}$  at test time. In the rest of this section we define baseline models for each of the sub-tasks.

### 4.1 Retrieval

Our setting resembles the retrieval setting in the KILT benchmark (Petroni et al., 2021), but the results are evaluated at the evidence level as opposed to the page level, to represent a more realistic use case. The evidence corpus can be found online<sup>6</sup> and consists of twenty-two million text passages, each having a length of a hundred words, from five million pages of the English Wikipedia image from August 2019. We align gold FOOLMETWICE evidence to this knowledge source by selecting the passage with highest overlap with each evidence sentence, according to the modified  $n$ -gram precision component of the BLEU (Papineni et al., 2002). We remove 1598 examples<sup>7</sup> where the precision was less than 0.5.

We evaluate two baselines. The first one follows Chen et al. (2017) and uses a TF-IDF retrieval model with unigrams and bigrams and  $2^{20}$  hash buckets. The title of page is added to the passage content for additional context. The second baseline uses *Dense Passage Retrieval* (Karpukhin et al., 2020, DPR), using the same fixed pre-trained passage embeddings and query encoder as the ones used in Petroni et al. (2021).

### 4.2 Entailment

For the second component of the task, we follow state-of-the-art entailment models (Zhou et al., 2019; Liu et al., 2020; Eisenschlos et al., 2020):

<sup>5</sup>Unlike FEVER, we do not allow authors to write claims that lack “enough information”.

<sup>6</sup><http://github.com/facebookresearch/KILT/>

<sup>7</sup>This happens because FOOLMETWICE was constructed from a more recent version of Wikipedia than KILT.

Topic	<i>Iceland</i>	<i>Elizabeth II</i>	Time Left
<b>Claim</b>	After ending its personal union with Denmark, Iceland was last invaded by the United Kingdom in Operation Fork.	After Elizabeth II’s accession, she changed her house’s name from "House of Saxe-Coburg and Gotha" to the "House of Windsor", rejecting the "House of Edinburgh".	3:00
<b>Retrieved Evidence</b>	The Danish-Icelandic Act of Union, an agreement with Denmark signed on 1 December 1918 and valid for 25 years, recognised Iceland as a fully sovereign and independent state in a personal union with Denmark.	Philip suggested House of Edinburgh, after his ducal title.	-0:30
(Revealed Incrementally)	Possession of Iceland passed from the Kingdom of Norway (872–1397) to the Kalmar Union in 1415, when the kingdoms of Norway, Denmark and Sweden were united.	The Duke’s uncle, Lord Mountbatten, advocated the name House of Mountbatten.	-0:30
	A month later, British armed forces conducted Operation Fork, the invasion and occupation of the country, violating Icelandic neutrality.	The Duke complained, "I am the only man in the country not allowed to give his name to his own children."	-0:30
	Beginning on 20 May 1944, Icelanders voted in a four-day plebiscite on whether to terminate the personal union with Denmark, abolish the monarchy, and establish a republic.	With Elizabeth’s accession, it seemed probable the royal house would bear the Duke of Edinburgh’s name, in line with the custom of a wife taking her husband’s surname on marriage.	-0:30
	:	:	
	:	:	
<b>Gold Evidence</b>	After the German occupation of Denmark on 9 April 1940, the Althing replaced the King with a regent and declared that the Icelandic government would take control of its own defence and foreign affairs.	With Elizabeth’s accession, it seemed probable the royal house would bear the Duke of Edinburgh’s name, in line with the custom of a wife taking her husband’s surname on marriage.	-0:30
	A month later, British armed forces conducted Operation Fork, the invasion and occupation of the country, violating Icelandic neutrality.	The British Prime Minister, Winston Churchill, and Elizabeth’s grandmother, Queen Mary, favoured the retention of the House of Windsor, and so on 9 April 1952 Elizabeth issued a declaration that Windsor would continue to be the name of the royal house.	-0:30

Table 4: Claims and evidence shown to players in the voting phase: the voter must detect which claim is incorrect. Initially, the player only sees the claim—if the player can answer with only that, they get the most points. Automatically found evidence is shown one by one upon the voter’s request. Waiting and asking for evidence both decrease the time—and the points—available. Eventually, if time does not run out, the gold evidence selected by the author of the claim is shown.

Answer: The claim about Elizabeth II is refuted by the evidence.

given the concatenated gold evidence and claim, a BERT-base model (Devlin et al., 2019) outputs a binary entailment / contradiction label.

For end-to-end label accuracy, we use the same models but test only retrieved (rather than gold) passages. During training we include both the gold and the top two retrieved passages.

## 5 Experiment Results: Machines Spotting False Claims

This section studies the performance of existing automatic methods on FM2 for both the retrieval of evidence (Section 5.1) and for entailment once the results are retrieved (Section 5.2).

### 5.1 Retrieval Results

Retrieving evidence for FOOLMETWICE is considerably harder (Table 5); we also include comparable results on FEVER. The documents retrieved by DPR are consistently better than the ones by a TF-IDF system for both of the datasets we tested, which is consistent with other work on dense text retrieval (Guu et al., 2020).

	Dataset	R-Precision	Recall@5	Recall@10
TF-IDF	FEVER	25.3	44.1	53.2
	FOOLMETWICE	10.4	21.2	28.3
DPR	FEVER	32.0	50.4	58.7
	FOOLMETWICE	25.3	42.6	51.0

Table 5: Results of evidence retrieval baselines on FOOLMETWICE and FEVER. *R-Precision* is defined as the precision@*k*, where *k* is the number of gold evidence snippets for the claim. FOOLMETWICE is harder for both the retriever systems.

### 5.2 Entailment Results

This section presents the results of training a BERT (Devlin et al., 2019) model for the entailment task of FOOLMETWICE. Given a claim and the gold evidence, does the evidence support or refute the claim? To compare with FEVER, we discard all *not enough evidence* examples, because the lack of evidence for this class makes it trivial to classify correctly.

Following Gururangan et al. (2018), we first train a claim-only classifier, which ignores the evidence text. FOOLMETWICE examples are harder to classify without looking at the evidence (Table 6), indicating that the claims contain fewer

Dataset	Claim-Only	EASY	HARD	ALL
FOOLMETWICE	61.9	86.1	66.4	78.1
FEVER	79.1	97.1	79.3	93.3

Table 6: Comparison of dev accuracy between FEVER and FOOLMETWICE for different partitions of the data and when using only claims. The partition into EASY and HARD splits is based on the claim-only classifier: the claim-only classifier can solve EASY examples. FOOLMETWICE examples thus are comparable to HARD FEVER’s difficulty.

Retriever	Top-1	Top-3	Top-5
Oracle	69.3	–	–
TF-IDF	62.3	62.0	61.2
DPR	<b>64.2</b>	63.6	63.9

Table 7: End-to-end label accuracy results of retrieval followed by entailment on FOOLMETWICE. We vary the number of retrieved examples at prediction time. We compare against using the gold evidence as an oracle, which differs from Table 5 in using a single 100 word passage as evidence.

“give away” artifacts compared to FEVER as already suggested by Table 3. We provide additional discussion in Appendix C.

Like the techniques proposed by Clark et al. (2019), the claim-only classifier can also be used on both FOOLMETWICE and FEVER to split the dev sets into “easy” and “hard” partitions: The EASY partition contains all examples correctly classified by a claim-only classifier, and the HARD partition has everything else. The similar accuracy of the FOOLMETWICE dev and HARD FEVER dev partitions further suggests that FOOLMETWICE is comparable to the harder and higher-quality subset of FEVER (Table 6).

We also train an end-to-end verification model that, rather than taking evidence as given, must use noisy passages from a retrieval system (Section 4.1). At train time, we generate multiple training instances for each claim using either the gold evidence or the top two retrieved examples. At prediction time, we average the logit scores of each of the top- $k$  retrieved passages (Table 7). We include a so-called *oracle* setting for a fair comparison of the improvement margin. This number differs from Table 6 in that it uses a single gold 100 word passage as evidence instead of short sentences, which might introduce noise.

## 6 Dataset Analysis: Humans Spotting and Writing False Claims

While the previous section focuses on how well automatic methods can detect false claims, this section focuses on human ability. Voters are usually right and were fooled 20.40% of the time. This section addresses how players are fooled and how this compares to computers.

To provide a better picture of the strategies players use to craft challenging claims, we manually sample fifty instances from the development set that *both* models and humans answer incorrectly. We focus on these examples because they are the most difficult and are the emphasis of our adversarial technique. Two claims were mislabeled and two more lacked a necessary evidence span. Table 8 shows examples of each of the strategies, which we discuss in more detail in this section.

**Temporal** Many of the most challenging claims require an inference about time: whether one event happened before another, how long an event happened, or whether an event happened during a period. While many of these are based on years, centuries, or other explicit markers of time, some authors use narrative time. For example, the page for the novel *As I Lay Dying* describes the plot in order, so it’s difficult for either a system or a human given sentences (without knowing where they appear in the original page) to know when Addie Bundren dies. This shows some of the limitations of the setup: not only must voters reason across multiple pieces of evidence, this reasoning is only possible if they know the *order* in the underlying evidence. Other markers of time include “the pilot” for the first episode of *The Office*; readers must realize that if Kelly Kapoor was introduced in the episode *Diversity Day*, that implies Mindy Kaling’s character did not appear in the pilot.

**Reasoning** A related, but more general, strategy requires the reader to reason: mathematically, applying definitions, or understanding hyponymy. For example, knowing that the child of your cousin is your second cousin or recognizing that “This mirrors the Disney Parks East regional division consisting of Shanghai Disney Resort, Hong Kong Disneyland and Walt Disney Attractions Japan...” implies that there are more than two Walt Disney resorts outside of the United States.

Name	Ratio	Label	Claim & Gold Evidence
Temporal	26%	R	<u>Claim:</u> The Flavian Amphitheatre, which was mainly used for gladiatorial contests, could hold over 50,000 people, and <b>animal hunts continued until the 10th century</b> . <u>Evidence:</u> <b>Animal hunts continued until at least 523</b> , when Anicius Maximus celebrated his consulship with some venationes, criticised by King Theodoric for their high cost.
Reasoning	26%	S	<u>Claim:</u> Darius Milhaud was a French composer that had a child that was <b>his second Cousin</b> . <u>Evidence:</u> In 1925, Milhaud <b>married his cousin</b> , Madeleine (1902–2008), an actress and reciter. In 1930 she gave birth to a son, the painter and sculptor Daniel Milhaud, who was the couple’s only child.
Paraphrase	22%	R	<u>Claim:</u> Sister Carrie sold poorly, and was criticized for taking the <b>Lord’s title in vain</b> . <u>Evidence:</u> The book was also criticized for <b>never mentioning the name of God</b> .
Diversion	16%	S	<u>Claim:</u> Following his retirement from the MLB, Prince Hal became a <b>top executive</b> of a <b>real estate</b> company. <u>Evidence:</u> After his retirement from baseball, Newhouser was away from the sport for 20 years, serving as a <b>bank vice president</b> .
Controversy	8%	S	<u>Claim:</u> Francis Marion fought in the Revolutionary War and was an influence for the protagonist in the movie, <i>The Patriot</i> , where <b>his character highly altered to show him as good natured</b> . <u>Evidence:</u> Sean Busick . . . says that based on the facts, “Marion deserves to be remembered as one of the heroes of the War for Independence.” . . . the film’s depiction of Martin “as a <b>family man and hero</b> who single-handedly defeats countless hostile Brits” . . . was one of the “egregious oversights” that TIME magazine cited when listing <i>The Patriot</i> as number one . . . <b>historically misleading</b> [film]”

Table 8: An ontology of human strategies for creating challenging claims in our dataset, sampled from claims that challenged both humans and computers.

**Paraphrase** A well-known strategy to confuse entailment systems is to change words so that there are fewer exact matches. Some of these are straightforward: “Titration is used when doctors test how much sugar is in a patient’s liquid waste” is almost a direct paraphrase of “glucose in urine may indicate diabetes in a patient”. Other paraphrases are more poetic: “Charles Evans Hughes shuffled off this mortal coil in Massachusetts, and then was taken to New York to be submerged in soil” paraphrasing “Hughes died in what is now the Tiffany Cottage of the Wianno Club in Osterville, Massachusetts. He is interred at Woodlawn Cemetery in the Bronx, New York City”. These paraphrases are realistic, similar to how humans might restate facts to make them more accessible or more interesting to a reader.

**Diversion** An interesting strategy to fool the retrieval phase of FEVER systems is to create claims that point to specific text *but not the text that refutes or supports the claim*. For example, “Following his retirement from the MLB, Prince Hal became a top executive of a company” retrieves information about how Hal Newhouser earned the nickname “Prince Hal” and his later business investments but not his post-baseball career in banking.

**Controversy** A more fundamental issue with entailment systems is that even trusted sources such as Wikipedia contain contradictory evidence. This is most prominent with interpretations of works of fiction, where there are multiple theories about the same work. A skillfully written claim can retrieve one viewpoint while using an opposing viewpoint as the gold evidence.

For example, one claim strongly took the position that the end of the film *Inception* was a dream. Voters saw evidence to the contrary and thought the claim was refuted. Because systems focus on the highest scoring retrieved passages (as do the human voters), this lead both humans and computers to overlook the disputed interpretations.

### 6.1 What was difficult for humans?

The amount of evidence a human needs is a unique metric of how difficult a claim is for humans (although incremental evidence is recommended for question answering systems in [Boyd-Graber and Börschinger \(2020\)](#), to the best of our knowledge it has not been applied to entailment or validation). The claims that most challenge humans typically use *diversion* (e.g., “*The Quiet Man* was a song by Bing Crosby about a soldier who lost his voice from a bomb in World War 2”), which is particularly challenging for retrieval systems. Other com-



mon strategies for the claims most challenging for humans were *paraphrase*, which can “hide” the relevant evidence and prevent retrieval, and *reasoning*, which often requires multiple pieces of evidence to reach a conclusion.

## 7 Limitations and Conclusion

While this paper seeks to advance the ability of humans and computers to support or refute statements entailed from a static, reliable source, the goal of examining arbitrary statements remains elusive. By construction, we have focused on statements that are incorrect because of *factual* errors. Other datasets that use human-sourced obfuscations or deception are more nuanced and use framing or shading (Pan and Kosicki, 1993), which models trained on this dataset cannot detect. Our goal is to focus on clear facts that can be recognized by computers, which is already challenging enough.

Further improving verification likely requires creating targeted datasets that focus on specific strategies for creating statements that are refuted by evidence, perhaps selecting different explanations for particular users (Feng and Boyd-Graber, 2019). Likewise, a more complicated task likely requires more nuanced incentives and instructions for authors. However, this dataset provides a foundation to build these richer, more challenging datasets for entailment.

## Ethical Considerations

As our work involves human participants, all players provided informed consent and no personally identifiable information (PII) was collected or will be released. The collected data have been vetted for presence of PII as well as offensive language through heuristics and random sampling.

Some participants received fair compensation in the United States in exchange for playing the game, but that compensation was not tied to speed or accuracy to prevent distorting the motivation of players. Intrinsic motivation, such as curiosity, competitiveness, creative drive and fun, rather than extrinsic motivation has been shown to produce higher quality results (Gneezy and Rustichini, 2000).

The released data and the experiments we conducted are in English, therefore we do not claim generalization of our findings across languages. However, we believe that the proposed methods could be applied in other languages using other available corpora as a source of evidence.

## Acknowledgements

First and foremost, we would like to specially thank Connie Tao for her guidance and assistance in managing the project. The project would also have been impossible without the FM2 players. We also would want to thank Thomas Müller, William Cohen, Dipanjan Das, Slav Petrov, Pedro Rodriguez, Massimiliano Ciaramita, and Christian Buck for comments on the drafts and testing the game. We also thank the anonymous reviewers for their time, constructive feedback, useful comments and suggestions about this work. Boyd-Graber is supported by NSF Grant IIS-1822494.

## References

- Max Bartolo, Alastair Roberts, Johannes Welbl, Sebastian Riedel, and Pontus Stenetorp. 2020. [Beat the AI: Investigating adversarial human annotation for reading comprehension](#). *Transactions of the Association for Computational Linguistics*, 8:662–678.
- Samuel R. Bowman, Gabor Angeli, Christopher Potts, and Christopher D. Manning. 2015. [A large annotated corpus for learning natural language inference](#). In *Proceedings of Empirical Methods in Natural Language Processing*.
- Samuel R. Bowman, Jennimaria Palomaki, Livio Baldini Soares, and Emily Pitler. 2020. [New protocols and negative results for textual entailment data collection](#). In *Proceedings of Empirical Methods in Natural Language Processing*.
- Jordan Boyd-Graber and Benjamin Börschinger. 2020. [What question answering can learn from trivia nerds](#). In *Proceedings of the Association for Computational Linguistics*, pages 7422–7435.
- Danqi Chen, Adam Fisch, Jason Weston, and Antoine Bordes. 2017. [Reading Wikipedia to answer open-domain questions](#). In *Proceedings of the Association for Computational Linguistics*.
- Christopher Clark, Mark Yatskar, and Luke Zettlemoyer. 2019. [Don’t take the easy way out: Ensemble based methods for avoiding known dataset biases](#). In *Proceedings of Empirical Methods in Natural Language Processing*.
- Seth Cooper, Firas Khatib, Adrien Treuille, Janos Barbero, Jeehyung Lee, Michael Beenen, Andrew Leaver-Fay, David Baker, Zoran Popović, and Foldit players. 2010. [Predicting protein structures with a multiplayer online game](#). *Nature*, 466(7307):756–760.
- Ido Dagan, Bill Dolan, Bernardo Magnini, and Dan Roth. 2010. Recognizing textual entailment: Rationale, evaluation and approaches. *Journal of Natural Language Engineering*, 4.

- Jacob Devlin, Ming-Wei Chang, Kenton Lee, and Kristina Toutanova. 2019. [BERT: Pre-training of deep bidirectional transformers for language understanding](#). In *Conference of the North American Chapter of the Association for Computational Linguistics*.
- Julian Eisenschlos, Syrine Krichene, and Thomas Müller. 2020. [Understanding tables with intermediate pre-training](#). In *Findings of the Association for Computational Linguistics: EMNLP*.
- Shi Feng and Jordan Boyd-Graber. 2019. [What AI can do for me: Evaluating machine learning interpretations in cooperative play](#). In *International Conference on Intelligent User Interfaces*.
- Shi Feng, Eric Wallace, and Jordan Boyd-Graber. 2019. [Misleading failures of partial-input baselines](#). In *Proceedings of the Association for Computational Linguistics*.
- Uri Gneezy and Aldo Rustichini. 2000. [Pay enough or don't pay at all](#). *The Quarterly Journal of Economics*, 115(3):791–810.
- Suchin Gururangan, Swabha Swayamdipta, Omer Levy, Roy Schwartz, Samuel Bowman, and Noah A. Smith. 2018. [Annotation artifacts in natural language inference data](#). In *Conference of the North American Chapter of the Association for Computational Linguistics*.
- Kelvin Guu, Kenton Lee, Zora Tung, Panupong Papat, and Ming-Wei Chang. 2020. [Retrieval augmented language model pre-training](#). In *Proceedings of the International Conference of Machine Learning*.
- L. Hays and M. Hayse. 2017. [Chapter 8—Game On! Experiential learning with tabletop games](#). In Pete McDonnell, editor, *The Experiential Library*, pages 103–115. Chandos Publishing.
- Panagiotis G. Ipeirotis and Evgeniy Gabrilovich. 2014. [Quiz: Targeted crowdsourcing with a billion \(potential\) users](#). In *Proceedings of the World Wide Web Conference*. Association for Computing Machinery.
- Yichen Jiang, Shikha Bordia, Zheng Zhong, Charles Dognin, Maneesh Singh, and Mohit Bansal. 2020. [HoVer: A dataset for many-hop fact extraction and claim verification](#). In *Findings of the Association for Computational Linguistics: EMNLP*, pages 3441–3460, Online. Association for Computational Linguistics.
- Vladimir Karpukhin, Barlas Oguz, Sewon Min, Patrick Lewis, Ledell Wu, Sergey Edunov, Danqi Chen, and Wen-tau Yih. 2020. [Dense passage retrieval for open-domain question answering](#). In *Proceedings of Empirical Methods in Natural Language Processing*.
- Firas Khatib, Frank DiMaio, Seth Cooper, Maciej Kazmierczyk, Mirosław Gilski, Szymon Krzywda, Helena Zabranska, Iva Pichova, James Thompson, Zoran Popović, Mariusz Jaskolski, David Baker, Foldit Contenders Group, and Foldit Void Crushers Group. 2011. [Crystal structure of a monomeric retroviral protease solved by protein folding game players](#). *Nature Structural & Molecular Biology*, 18(10):1175–1177.
- Stacey Kuznetsov. 2006. [Motivations of contributors to Wikipedia](#). *SIGCAS Computers and Society*, 36(2):1–8.
- Qiang Liu, Jian Peng, and Alexander T Ihler. 2012. [Variational inference for crowdsourcing](#). In *Proceedings of Advances in Neural Information Processing Systems*.
- Zhenghao Liu, Chenyan Xiong, Maosong Sun, and Zhiyuan Liu. 2020. [Fine-grained fact verification with kernel graph attention network](#). In *Proceedings of the Association for Computational Linguistics*.
- Yixin Nie, Adina Williams, Emily Dinan, Mohit Bansal, Jason Weston, and Douwe Kiela. 2020. [Adversarial NLI: A new benchmark for natural language understanding](#). In *Proceedings of the Association for Computational Linguistics*.
- Jakob Nielsen. 1989. Usability engineering at a discount. In *International Conference on Human Factors in Computing Systems*.
- Zhongdang Pan and Gerald M. Kosicki. 1993. [Framing analysis: An approach to news discourse](#). *Political Communication*, 10(1):55–75.
- Kishore Papineni, Salim Roukos, Todd Ward, and Wei-Jing Zhu. 2002. [BLEU: a method for automatic evaluation of machine translation](#). In *Proceedings of the Association for Computational Linguistics*.
- Fabio Petroni, Aleksandra Piktus, Aleksandra Fan, Patrick Lewis, Majid Yazdani, Nicola De Cao, James Thorne, Yacine Jernite, Vassilis Plachouras, Tim Rocktäschel, and Sebastian Riedel. 2021. [KILT: A benchmark for knowledge intensive language tasks](#). In *Conference of the North American Chapter of the Association for Computational Linguistics*.
- Adam Poliak, Jason Naradowsky, Aparajita Haldar, Rachel Rudinger, and Benjamin Van Durme. 2018. [Hypothesis only baselines in natural language inference](#). In *Proceedings of the Seventh Joint Conference on Lexical and Computational Semantics*.
- Colin Raffel, Noam Shazeer, Adam Roberts, Katherine Lee, Sharan Narang, Michael Matena, Yanqi Zhou, Wei Li, and Peter J. Liu. 2020. [Exploring the limits of transfer learning with a unified text-to-text transformer](#). *Journal of Machine Learning Research*, 21(140):1–67.
- T. Rid. 2020. [Active Measures: The Secret History of Disinformation and Political Warfare](#). Profile.

- Tal Schuster, Darsh Shah, Yun Jie Serene Yeo, Daniel Roberto Filizzola Ortiz, Enrico Santus, and Regina Barzilay. 2019. [Towards debiasing fact verification models](#). In *Proceedings of Empirical Methods in Natural Language Processing*.
- James Thorne, Andreas Vlachos, Christos Christodoulopoulos, and Arpit Mittal. 2019. [Evaluating adversarial attacks against multiple fact verification systems](#). In *Proceedings of Empirical Methods in Natural Language Processing*.
- James Thorne, Andreas Vlachos, Oana Cocarascu, Christos Christodoulopoulos, and Arpit Mittal, editors. 2018. *Proceedings of the First Workshop on Fact Extraction and VERification (FEVER)*. Brussels, Belgium.
- Masatoshi Tsuchiya. 2018. [Performance impact caused by hidden bias of training data for recognizing textual entailment](#). In *Proceedings of the Language Resources and Evaluation Conference*.
- Prasetya Ajie Utama, Nafise Sadat Moosavi, and Iryna Gurevych. 2020. [Towards debiasing NLU models from unknown biases](#). In *Proceedings of Empirical Methods in Natural Language Processing*.
- Clara Vania, Ruijie Chen, and Samuel R. Bowman. 2020. [Asking Crowdworkers to Write Entailment Examples: The Best of Bad options](#). In *Proceedings of the Asia-Pacific Chapter of the Association for Computational Linguistics*.
- Luis von Ahn and Laura Dabbish. 2004. [Labeling images with a computer game](#). In *International Conference on Human Factors in Computing Systems*.
- Eric Wallace, Pedro Rodriguez, Shi Feng, Ikuya Yamada, and Jordan Boyd-Graber. 2019. [Trick me if you can: Human-in-the-loop generation of adversarial examples for question answering](#). *Transactions of the Association for Computational Linguistics*, 7:387–401.
- Susan C. Wilkinson, Will Reader, and Stephen J. Payne. 2012. [Adaptive browsing: Sensitivity to time pressure and task difficulty](#). *International Journal of Human-Computer Studies*, 70(1):14–25.
- Adina Williams, Nikita Nangia, and Samuel Bowman. 2018. [A broad-coverage challenge corpus for sentence understanding through inference](#). In *Conference of the North American Chapter of the Association for Computational Linguistics*.
- Heng-Li Yang and Cheng-Yu Lai. 2010. [Motivations of Wikipedia content contributors](#). *Computers in Human Behavior*, 26(6):1377 – 1383. Online Interactivity: Role of Technology in Behavior Change.
- Jie Zhou, Xu Han, Cheng Yang, Zhiyuan Liu, Lifeng Wang, Changcheng Li, and Maosong Sun. 2019. [GEAR: Graph-based evidence aggregating and reasoning for fact verification](#). In *Proceedings of the Association for Computational Linguistics*.

## Appendix

### A Experimental Setup

In this section we provide details on the hyper-parameters used and the experimental setup. All BERT models described are of base size (12 layers, 16 attention heads, 768 hidden dimension), and contain 110 million parameters.

The training is done for 10 epochs, a learning rate of  $10^{-5}$ . We use a batch size of 32 and a learning rate of 512. On a single Cloud TPU v2 the model can process one batch 180ms, and a full epoch in around one minute. For all the reported results we take the median over 3 random seeds.

### B Game Interface

In this section we include screenshots of the three main screens of the game. Figure 2 shows menu interface that allows players to choose topics according to their interests, we include many Wikipedia categories to ensure a diverse set of options. Figure 3 has example of the voting game, the simplest and fastest way to engage with the game and understand how to be a good author as well. Finally, figure 4 shows the authoring user interface, that displays the retrieved and selected gold evidence as the user types. Matching tokens in the text and the retrieved evidence are highlighted.

### C Local Mutual Information

Tables 9, 10 list the top-10 predictive bigrams for the REFUTES label using Schuster et al. (2019)’s method of computing *Local Mutual Information* (LMI), defined for a bigram  $b$  and label  $l$  as:

$$\text{LMI}(b, l) = p(b, l) \cdot \log\left(\frac{p(l | b)}{p(l)}\right)$$

where the probabilities use the empirical counts.

Consistent with the much lower claim-only classifier (see Table 6), FOOLMETWICE contains no “give away” bigrams that are highly predictive of the label on both the training and development data whereas, as previously reported by Schuster et al. (2019), FEVER has many. Moreover, the “quality” of predictive bigrams for FEVER suggests that annotators (subconsciously) used specific strategies when writing REFUTES examples (“is only”, “did not”, “is incapable”), but no such patterns can be seen for FOOLMETWICE.

Bigram	Train LMI $\times 10^{-5}$	Dev LMI $\times 10^{-5}$
is only	622	938
did not	859	528
not a	775	481
was not	729	–
incapable of	721	710
only a	455	717
is incapable	474	551
was only	–	536
has only	447	–
yet to	420	384
of being	–	385

Table 9: Top-10 highest LMI bigrams for REFUTES label in FEVER for both Train and Dev. Note the large overlap of label-predictive bigram artefacts.

Bigram	Train LMI $\times 10^{-5}$	Dev LMI $\times 10^{-5}$
by a	–	562
mad ,	–	502
, mad	–	502
on the	–	473
innocent iii	–	467
statue of	–	426
for his	–	407
pope innocent	–	407
mary ,	–	365
queen of	–	365
the second	338	–
is a	312	–
was a	307	–
was the	306	–
is the	233	–
of his	200	–
has never	189	–
was born	177	–
written by	165	–
about a	162	–

Table 10: Top-10 LMI bigrams for REFUTES label in FOOLMETWICE for both Train and Dev. Note both the absence of “give-away” bigram overlap between Train and Dev; and the more “random” quality of predictive bigrams compared to those for FEVER in Table 9



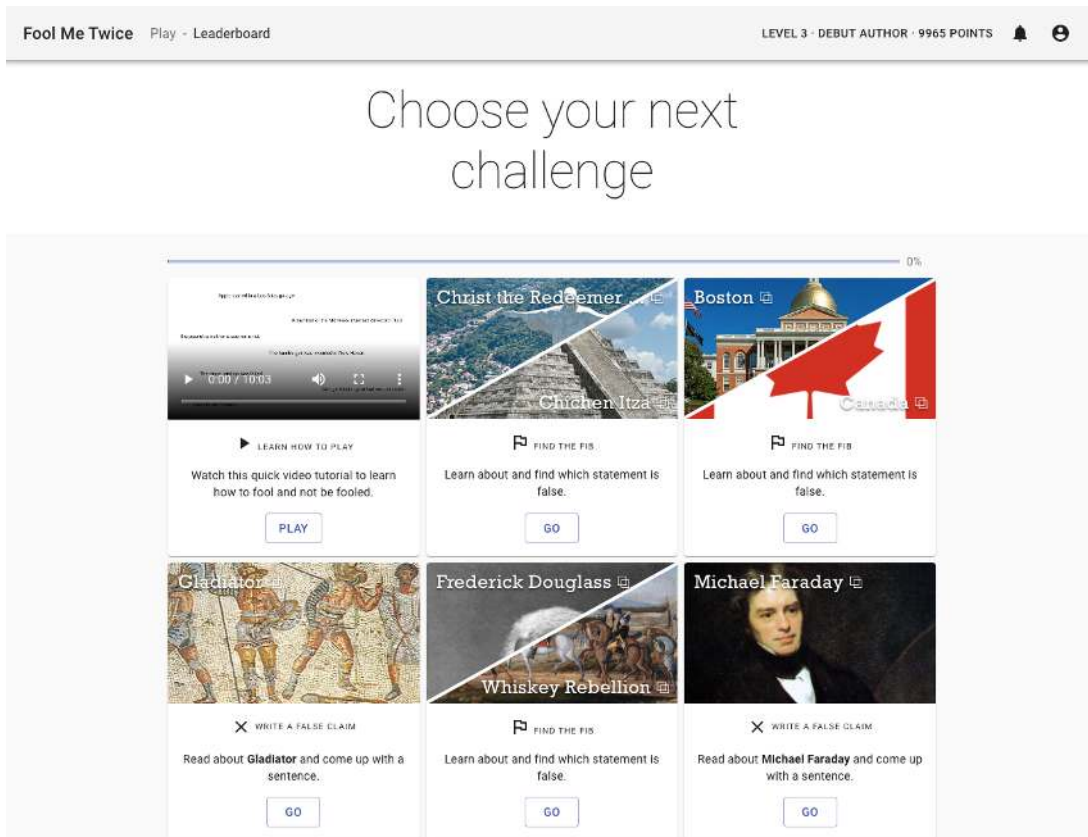


Figure 2: Menu where players select between authoring or voting on claims. A diverse set of categories is presented to engage people according to their interests.

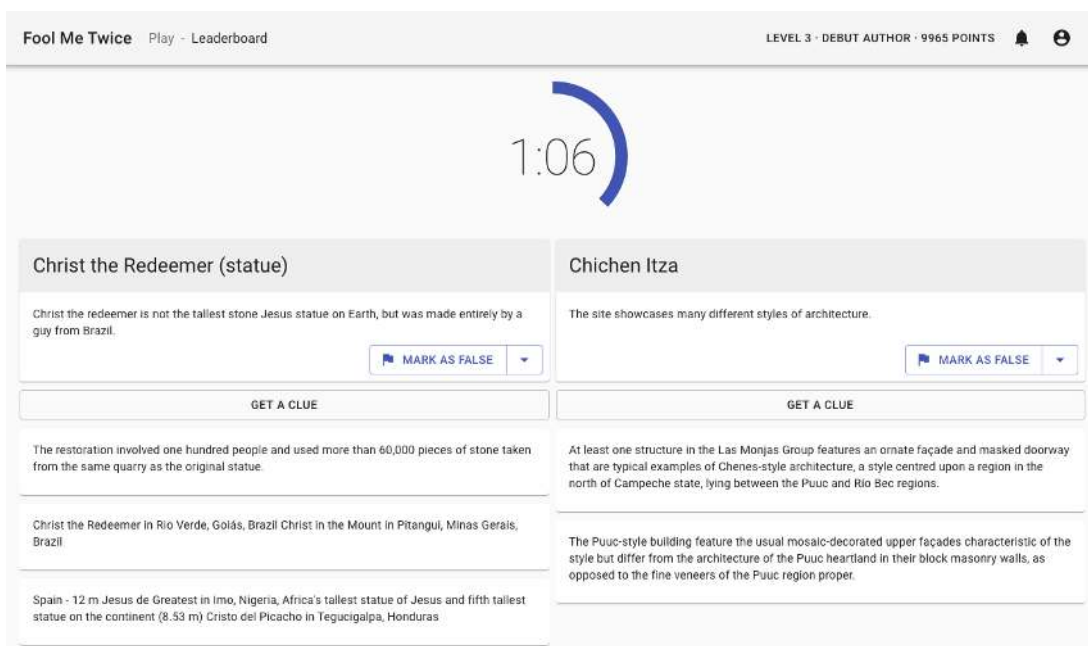


Figure 3: The voting interface shows one entailed and refuted claim. The player has two decide which one is the refuted one before time runs out. Getting clues consumes 30 seconds in the timer.

Fool Me Twice Play - Leaderboard LEVEL 3 · DEBUT AUTHOR · 9965 POINTS

## Michael Faraday 1:21

Humphry Davy employed Faraday after his accident and was able to prevent further accidents

**SAVE FALSE STATEMENT**

### Evidence (1 marked as gold)

Coincidentally one of the Royal Institution's assistants, John Payne, was sacked and Sir Humphry Davy had been asked to find a replacement; thus he appointed Faraday as Chemical Assistant at the Royal Institution on 1 March 1813.

Gold evidence

In his excitement, Faraday published results without acknowledging his work with either Wollaston or Davy.

Gold evidence

Faraday subsequently sent Davy a 300-page book based on notes that he had taken during these lectures.

Gold evidence

Very soon Davy entrusted Faraday with the preparation of nitrogen trichloride samples, and they both were injured in an explosion of this very sensitive substance.

Gold evidence

### Table of Contents

See source

- Summary
- Personal life | Early life
- Adult life
- Later life
- Scientific achievements | Chemistry
- Electricity and magnetism
- Diamagnetism
- Faraday cage
- Royal Institution and public service
- Commemorations
- Awards named in Faraday's honor
- Bibliography

### Summary

Michael Faraday (, 22 September 1791 – 25 August 1867) was an English scientist who contributed to the study of electromagnetism and electrochemistry.

His main discoveries include the principles underlying electromagnetic induction, diamagnetism and electrolysis. Although Faraday received little formal education, he was one of the most influential scientists in history. It was by his research on the magnetic field around a conductor carrying a direct current that Faraday established the basis for the concept of the electromagnetic field in physics. Faraday also established that magnetism could affect rays of light and that there was an underlying relationship between the two phenomena. He similarly discovered the principles of electromagnetic induction and diamagnetism, and the laws of electrolysis.

His inventions of electromagnetic rotary devices formed the foundation of electric motor technology, and it was largely due to his efforts that electricity became practical for use in technology. As a chemist, Faraday discovered benzene, investigated the clathrate hydrate of chlorine, invented an early form of the Bunsen burner and the system of oxidation numbers, and popularised terminology such as "anode", "cathode", "electrode" and "ion".

Faraday ultimately became the first and foremost Fullerian Professor of Chemistry at the Royal Institution, a lifetime position. Faraday was an excellent experimentalist who conveyed his ideas in clear and simple language; his mathematical abilities, however, did not extend as far as

Figure 4: In the writing screen, players are asked to write either an entailed or refuted evidence given the evidence on the right hand side. As they write, a retrieval system picks the most relevant evidence. They can mark the gold evidence that supports or contradicts the claim, and are instructed to write in such a way that the gold evidence is not at the top of the retrieved list.