

## Y Production and Polarization in $pp$ Collisions at $s\sqrt{=1.8\text{TeV}}$

CDF Collaboration

CLARK, Allan Geoffrey (Collab.), *et al.*

### Abstract

We report on measurements of the  $Y(1S)$ ,  $Y(2S)$ , and  $Y(3S)$  differential cross sections  $(d^2\sigma/dp_T dy)|_y$

CDF Collaboration, CLARK, Allan Geoffrey (Collab.), *et al.* Y Production and Polarization in  $pp$  Collisions at  $s\sqrt{=1.8\text{TeV}}$ . *Physical review letters*, 2002, vol. 88, no. 16, p. 161802

DOI : 10.1103/PhysRevLett.88.161802

Available at:

<http://archive-ouverte.unige.ch/unige:38043>

Disclaimer: layout of this document may differ from the published version.



## Y Production and Polarization in $p\bar{p}$ Collisions at $\sqrt{s} = 1.8$ TeV

D. Acosta,<sup>13</sup> T. Affolder,<sup>24</sup> H. Akimoto,<sup>47</sup> M. G. Albrow,<sup>12</sup> P. Amaral,<sup>9</sup> D. Ambrose,<sup>34</sup> D. Amidei,<sup>26</sup> K. Anikeev,<sup>25</sup>  
 J. Antos,<sup>1</sup> G. Apollinari,<sup>12</sup> T. Arisawa,<sup>47</sup> A. Artikov,<sup>10</sup> T. Asakawa,<sup>45</sup> W. Ashmanskas,<sup>9</sup> F. Afzar,<sup>32</sup> P. Azzi-Bacchetta,<sup>33</sup>  
 N. Bacchetta,<sup>33</sup> H. Bachacou,<sup>24</sup> S. Bailey,<sup>17</sup> P. de Barbaro,<sup>38</sup> A. Barbaro-Galtieri,<sup>24</sup> V. E. Barnes,<sup>37</sup> B. A. Barnett,<sup>20</sup>  
 S. Baroiant,<sup>5</sup> M. Barone,<sup>14</sup> G. Bauer,<sup>25</sup> F. Bedeschi,<sup>35</sup> S. Belforte,<sup>44</sup> W. H. Bell,<sup>16</sup> G. Bellettini,<sup>35</sup> J. Bellinger,<sup>48</sup>  
 D. Benjamin,<sup>11</sup> J. Bensingler,<sup>4</sup> A. Beretvas,<sup>12</sup> J. P. Berge,<sup>12</sup> J. Berryhill,<sup>9</sup> A. Bhatti,<sup>39</sup> M. Binkley,<sup>12</sup> D. Bisello,<sup>33</sup>  
 M. Bishai,<sup>12</sup> R. E. Blair,<sup>2</sup> C. Blocker,<sup>4</sup> K. Bloom,<sup>26</sup> B. Blumenfeld,<sup>20</sup> S. R. Blusk,<sup>38</sup> A. Bocci,<sup>39</sup> A. Bodek,<sup>38</sup> G. Bolla,<sup>37</sup>  
 Y. Bonushkin,<sup>6</sup> D. Bortoletto,<sup>37</sup> J. Boudreau,<sup>36</sup> A. Brandl,<sup>28</sup> S. van den Brink,<sup>20</sup> C. Bromberg,<sup>27</sup> M. Brozovic,<sup>11</sup>  
 E. Brubaker,<sup>24</sup> N. Bruner,<sup>28</sup> E. Buckley-Geer,<sup>12</sup> J. Budagov,<sup>10</sup> H. S. Budd,<sup>38</sup> K. Burkett,<sup>17</sup> G. Busetto,<sup>33</sup>  
 A. Byon-Wagner,<sup>12</sup> K. L. Byrum,<sup>2</sup> S. Cabrera,<sup>11</sup> P. Calafiura,<sup>24</sup> M. Campbell,<sup>26</sup> W. Carithers,<sup>24</sup> J. Carlson,<sup>26</sup>  
 D. Carlsmith,<sup>48</sup> W. Caskey,<sup>5</sup> A. Castro,<sup>3</sup> D. Cauz,<sup>44</sup> A. Cerri,<sup>35</sup> A. W. Chan,<sup>1</sup> P. S. Chang,<sup>1</sup> P. T. Chang,<sup>1</sup> J. Chapman,<sup>26</sup>  
 C. Chen,<sup>34</sup> Y. C. Chen,<sup>1</sup> M.-T. Cheng,<sup>1</sup> M. Chertok,<sup>5</sup> G. Chiarelli,<sup>35</sup> I. Chirikov-Zorin,<sup>10</sup> G. Chlachidze,<sup>10</sup> F. Chlebana,<sup>12</sup>  
 L. Christofek,<sup>19</sup> M. L. Chu,<sup>1</sup> J. Y. Chung,<sup>30</sup> Y. S. Chung,<sup>38</sup> C. I. Ciobanu,<sup>30</sup> A. G. Clark,<sup>15</sup> A. P. Colijn,<sup>12</sup> A. Connolly,<sup>24</sup>  
 M. Convery,<sup>39</sup> J. Conway,<sup>40</sup> M. Cordelli,<sup>14</sup> J. Cranshaw,<sup>42</sup> R. Culbertson,<sup>12</sup> D. Dagenhart,<sup>46</sup> S. D'Auria,<sup>16</sup> F. DeJongh,<sup>12</sup>  
 S. Dell'Agello,<sup>14</sup> M. Dell'Orso,<sup>35</sup> S. Demers,<sup>38</sup> L. Demortier,<sup>39</sup> M. Deninno,<sup>3</sup> P. F. Derwent,<sup>12</sup> T. Devlin,<sup>40</sup>  
 J. R. Dittmann,<sup>12</sup> A. Dominguez,<sup>24</sup> S. Donati,<sup>35</sup> J. Done,<sup>41</sup> M. D'Onofrio,<sup>35</sup> T. Dorigo,<sup>17</sup> N. Eddy,<sup>19</sup> K. Einsweiler,<sup>24</sup>  
 J. E. Elias,<sup>12</sup> E. Engels, Jr.,<sup>36</sup> R. Erbacher,<sup>12</sup> D. Errede,<sup>19</sup> S. Errede,<sup>19</sup> Q. Fan,<sup>38</sup> H.-C. Fang,<sup>24</sup> R. G. Feild,<sup>49</sup>  
 J. P. Fernandez,<sup>12</sup> C. Ferretti,<sup>35</sup> R. D. Field,<sup>13</sup> I. Fiori,<sup>3</sup> B. Flaughner,<sup>12</sup> G. W. Foster,<sup>12</sup> M. Franklin,<sup>17</sup> J. Freeman,<sup>12</sup>  
 J. Friedman,<sup>25</sup> Y. Fukui,<sup>23</sup> I. Furic,<sup>25</sup> S. Galeotti,<sup>35</sup> A. Gallas,<sup>29</sup> M. Gallinaro,<sup>39</sup> T. Gao,<sup>34</sup> M. Garcia-Sciveres,<sup>24</sup>  
 A. F. Garfinkel,<sup>37</sup> P. Gatti,<sup>33</sup> C. Gay,<sup>49</sup> D. W. Gerdes,<sup>26</sup> E. Gerstein,<sup>8</sup> P. Giannetti,<sup>35</sup> M. Giordani,<sup>5</sup> P. Giromini,<sup>14</sup>  
 V. Glagolev,<sup>10</sup> D. Glenzinski,<sup>12</sup> M. Gold,<sup>28</sup> J. Goldstein,<sup>12</sup> I. Gorelov,<sup>28</sup> A. T. Goshaw,<sup>11</sup> Y. Gotra,<sup>36</sup> K. Goulianos,<sup>39</sup>  
 C. Green,<sup>37</sup> G. Grim,<sup>5</sup> P. Gris,<sup>12</sup> C. Grosso-Pilcher,<sup>9</sup> M. Guenther,<sup>37</sup> G. Guillian,<sup>26</sup> J. Guimaraes da Costa,<sup>17</sup>  
 R. M. Haas,<sup>13</sup> C. Haber,<sup>24</sup> S. R. Hahn,<sup>12</sup> C. Hall,<sup>17</sup> T. Handa,<sup>18</sup> R. Handler,<sup>48</sup> W. Hao,<sup>42</sup> F. Happacher,<sup>14</sup> K. Hara,<sup>45</sup>  
 A. D. Hardman,<sup>37</sup> R. M. Harris,<sup>12</sup> F. Hartmann,<sup>21</sup> K. Hatakeyama,<sup>39</sup> J. Hauser,<sup>6</sup> J. Heinrich,<sup>34</sup> A. Heiss,<sup>21</sup> M. Herndon,<sup>20</sup>  
 C. Hill,<sup>5</sup> A. Hocker,<sup>38</sup> K. D. Hoffman,<sup>9</sup> R. Hollebeek,<sup>34</sup> L. Holloway,<sup>19</sup> B. T. Huffman,<sup>32</sup> R. Hughes,<sup>30</sup> J. Huston,<sup>27</sup>  
 J. Huth,<sup>17</sup> H. Ikeda,<sup>45</sup> J. Incandela,<sup>12,\*</sup> G. Introzzi,<sup>35</sup> A. Ivanov,<sup>38</sup> J. Iwai,<sup>47</sup> Y. Iwata,<sup>18</sup> E. James,<sup>26</sup> M. Jones,<sup>34</sup>  
 U. Joshi,<sup>12</sup> H. Kambara,<sup>15</sup> T. Kamon,<sup>41</sup> T. Kaneko,<sup>45</sup> M. Karagoz Unel,<sup>29</sup> K. Karr,<sup>46</sup> S. Kartal,<sup>12</sup> H. Kasha,<sup>49</sup> Y. Kato,<sup>31</sup>  
 T. A. Keaffaber,<sup>37</sup> K. Kelley,<sup>25</sup> M. Kelly,<sup>26</sup> D. Khazins,<sup>11</sup> T. Kikuchi,<sup>45</sup> B. Kilminster,<sup>38</sup> B. J. Kim,<sup>22</sup> D. H. Kim,<sup>22</sup>  
 H. S. Kim,<sup>19</sup> M. J. Kim,<sup>8</sup> S. B. Kim,<sup>22</sup> S. H. Kim,<sup>45</sup> Y. K. Kim,<sup>24</sup> M. Kirby,<sup>11</sup> M. Kirk,<sup>4</sup> L. Kirsch,<sup>4</sup> S. Klimenko,<sup>13</sup>  
 P. Koehn,<sup>30</sup> K. Kondo,<sup>47</sup> J. Konigsberg,<sup>13</sup> A. Korn,<sup>25</sup> A. Korytov,<sup>13</sup> E. Kovacs,<sup>2</sup> J. Kroll,<sup>34</sup> M. Kruse,<sup>11</sup> S. E. Kuhlmann,<sup>2</sup>  
 K. Kurino,<sup>18</sup> T. Kuwabara,<sup>45</sup> A. T. Laasanen,<sup>37</sup> N. Lai,<sup>9</sup> S. Lami,<sup>39</sup> S. Lammel,<sup>12</sup> J. Lancaster,<sup>11</sup> M. Lancaster,<sup>24</sup>  
 R. Lander,<sup>5</sup> A. Lath,<sup>40</sup> G. Latino,<sup>35</sup> T. LeCompte,<sup>2</sup> K. Lee,<sup>42</sup> S. Leone,<sup>35</sup> J. D. Lewis,<sup>12</sup> M. Lindgren,<sup>6</sup> T. M. Liss,<sup>19</sup>  
 J. B. Liu,<sup>38</sup> Y. C. Liu,<sup>1</sup> D. O. Litvintsev,<sup>12</sup> O. Lobban,<sup>42</sup> N. S. Lockyer,<sup>34</sup> J. Loken,<sup>32</sup> M. Loreti,<sup>33</sup> D. Lucchesi,<sup>33</sup>  
 P. Lukens,<sup>12</sup> S. Lusin,<sup>48</sup> L. Lyons,<sup>32</sup> J. Lys,<sup>24</sup> R. Madrak,<sup>17</sup> K. Maeshima,<sup>12</sup> P. Maksimovic,<sup>17</sup> L. Malferrari,<sup>3</sup>  
 M. Mangano,<sup>35</sup> M. Mariotti,<sup>33</sup> G. Martignon,<sup>33</sup> A. Martin,<sup>49</sup> V. Martin,<sup>29</sup> J. A. J. Matthews,<sup>28</sup> P. Mazzanti,<sup>3</sup>  
 K. S. McFarland,<sup>38</sup> P. McIntyre,<sup>41</sup> M. Menguzzato,<sup>33</sup> A. Menzione,<sup>35</sup> P. Merkel,<sup>12</sup> C. Mesropian,<sup>39</sup> A. Meyer,<sup>12</sup>  
 T. Miao,<sup>12</sup> R. Miller,<sup>27</sup> J. S. Miller,<sup>26</sup> H. Minato,<sup>45</sup> S. Miscetti,<sup>14</sup> M. Mishina,<sup>23</sup> G. Mitselmakher,<sup>13</sup> Y. Miyazaki,<sup>31</sup>  
 N. Moggi,<sup>3</sup> E. Moore,<sup>28</sup> R. Moore,<sup>26</sup> Y. Morita,<sup>23</sup> T. Moulik,<sup>37</sup> M. Mulhearn,<sup>25</sup> A. Mukherjee,<sup>12</sup> T. Muller,<sup>21</sup> A. Munar,<sup>35</sup>  
 P. Murat,<sup>12</sup> S. Murgia,<sup>27</sup> J. Nachtman,<sup>6</sup> V. Nagaslaev,<sup>42</sup> S. Nahn,<sup>49</sup> H. Nakada,<sup>45</sup> I. Nakano,<sup>18</sup> C. Nelson,<sup>12</sup> T. Nelson,<sup>12</sup>  
 C. Neu,<sup>30</sup> D. Neuberger,<sup>21</sup> C. Newman-Holmes,<sup>12</sup> C.-Y. P. Ngan,<sup>25</sup> H. Niu,<sup>4</sup> L. Nodulman,<sup>2</sup> A. Nomerotski,<sup>13</sup>  
 S. H. Oh,<sup>11</sup> Y. D. Oh,<sup>22</sup> T. Ohmoto,<sup>18</sup> T. Ohsugi,<sup>18</sup> R. Oishi,<sup>45</sup> T. Okusawa,<sup>31</sup> J. Olsen,<sup>48</sup> W. Orejudos,<sup>24</sup> C. Pagliarone,<sup>35</sup>  
 F. Palmonari,<sup>35</sup> R. Paoletti,<sup>35</sup> V. Papadimitriou,<sup>42</sup> D. Partos,<sup>4</sup> J. Patrick,<sup>12</sup> G. Pauletta,<sup>44</sup> M. Paulini,<sup>8</sup> C. Paus,<sup>25</sup>  
 D. Pellett,<sup>5</sup> L. Pescara,<sup>33</sup> T. J. Phillips,<sup>11</sup> G. Piacentino,<sup>35</sup> K. T. Pitts,<sup>19</sup> A. Pompos,<sup>37</sup> L. Pondrom,<sup>48</sup> G. Pope,<sup>36</sup>  
 F. Prokoshin,<sup>10</sup> J. Proudfoot,<sup>2</sup> F. Ptohos,<sup>14</sup> O. Pukhov,<sup>10</sup> G. Punzi,<sup>35</sup> A. Rakitine,<sup>25</sup> F. Ratnikov,<sup>40</sup> D. Reher,<sup>24</sup>  
 A. Reichold,<sup>32</sup> P. Renton,<sup>32</sup> A. Ribon,<sup>33</sup> W. Riegler,<sup>17</sup> F. Rimondi,<sup>3</sup> L. Ristori,<sup>35</sup> M. Riveline,<sup>43</sup> W. J. Robertson,<sup>11</sup>  
 T. Rodrigo,<sup>7</sup> S. Rolli,<sup>46</sup> L. Rosenson,<sup>25</sup> R. Roser,<sup>12</sup> R. Rossin,<sup>33</sup> C. Rott,<sup>37</sup> A. Roy,<sup>37</sup> A. Ruiz,<sup>7</sup> A. Safonov,<sup>5</sup>  
 R. St. Denis,<sup>16</sup> W. K. Sakumoto,<sup>38</sup> D. Saltzberg,<sup>6</sup> C. Sanchez,<sup>30</sup> A. Sansoni,<sup>14</sup> L. Santi,<sup>44</sup> H. Sato,<sup>45</sup> P. Savard,<sup>43</sup>  
 A. Savoy-Navarro,<sup>12</sup> P. Schlabach,<sup>12</sup> E. E. Schmidt,<sup>12</sup> M. P. Schmidt,<sup>49</sup> M. Schmitt,<sup>29</sup> L. Scodellaro,<sup>33</sup> A. Scott,<sup>6</sup>  
 A. Scribano,<sup>35</sup> A. Sedov,<sup>37</sup> S. Segler,<sup>12</sup> S. Seidel,<sup>28</sup> Y. Seiya,<sup>45</sup> A. Semenov,<sup>10</sup> F. Semeria,<sup>3</sup> T. Shah,<sup>25</sup> M. D. Shapiro,<sup>24</sup>

P. F. Shepard,<sup>36</sup> T. Shibayama,<sup>45</sup> M. Shimojima,<sup>45</sup> M. Shochet,<sup>9</sup> A. Sidoti,<sup>33</sup> J. Siegrist,<sup>24</sup> A. Sill,<sup>42</sup> P. Sinervo,<sup>43</sup> P. Singh,<sup>19</sup> A. J. Slaughter,<sup>49</sup> K. Sliwa,<sup>46</sup> C. Smith,<sup>20</sup> F. D. Snider,<sup>12</sup> A. Solodsky,<sup>39</sup> J. Spalding,<sup>12</sup> T. Speer,<sup>15</sup> P. Sphicas,<sup>25</sup> F. Spinella,<sup>35</sup> M. Spiropulu,<sup>9</sup> L. Spiegel,<sup>12</sup> J. Steele,<sup>48</sup> A. Stefanini,<sup>35</sup> J. Strolgas,<sup>19</sup> F. Strumia,<sup>15</sup> D. Stuart,<sup>12</sup> K. Sumorok,<sup>25</sup> T. Suzuki,<sup>45</sup> T. Takano,<sup>31</sup> R. Takashima,<sup>18</sup> K. Takikawa,<sup>45</sup> P. Tamburello,<sup>11</sup> M. Tanaka,<sup>45</sup> B. Tannenbaum,<sup>6</sup> M. Tecchio,<sup>26</sup> R. J. Tesarek,<sup>12</sup> P. K. Teng,<sup>1</sup> K. Terashi,<sup>39</sup> S. Tether,<sup>25</sup> A. S. Thompson,<sup>16</sup> E. Thomson,<sup>30</sup> R. Thurman-Keup,<sup>2</sup> P. Tipton,<sup>38</sup> S. Tkaczyk,<sup>12</sup> D. Toback,<sup>41</sup> K. Tollefson,<sup>38</sup> A. Tollestrup,<sup>12</sup> D. Tonelli,<sup>35</sup> H. Toyoda,<sup>31</sup> W. Trischuk,<sup>43</sup> J. F. de Troconiz,<sup>17</sup> J. Tseng,<sup>25</sup> D. Tsybychev,<sup>13</sup> N. Turini,<sup>35</sup> F. Ukegawa,<sup>45</sup> T. Vaiculis,<sup>38</sup> J. Valls,<sup>40</sup> E. Vataga,<sup>35</sup> S. Vajcic III,<sup>12</sup> G. Velev,<sup>12</sup> G. Veramendi,<sup>24</sup> R. Vidal,<sup>12</sup> I. Vila,<sup>7</sup> R. Vilar,<sup>7</sup> I. Volobouev,<sup>24</sup> M. von der Mey,<sup>6</sup> D. Vucinic,<sup>25</sup> R. G. Wagner,<sup>2</sup> R. L. Wagner,<sup>12</sup> N. B. Wallace,<sup>40</sup> Z. Wan,<sup>40</sup> C. Wang,<sup>11</sup> M. J. Wang,<sup>1</sup> S. M. Wang,<sup>13</sup> B. Ward,<sup>16</sup> S. Waschke,<sup>16</sup> T. Watanabe,<sup>45</sup> D. Waters,<sup>32</sup> T. Watts,<sup>40</sup> R. Webb,<sup>41</sup> H. Wenzel,<sup>21</sup> W. C. Wester III,<sup>12</sup> A. B. Wicklund,<sup>2</sup> E. Wicklund,<sup>12</sup> T. Wilkes,<sup>5</sup> H. H. Williams,<sup>34</sup> P. Wilson,<sup>12</sup> B. L. Winer,<sup>30</sup> D. Winn,<sup>26</sup> S. Wolbers,<sup>12</sup> D. Wolinski,<sup>26</sup> J. Wolinski,<sup>27</sup> S. Wolinski,<sup>26</sup> S. Worm,<sup>40</sup> X. Wu,<sup>15</sup> J. Wyss,<sup>35</sup> W. Yao,<sup>24</sup> G. P. Yeh,<sup>12</sup> P. Yeh,<sup>1</sup> J. Yoh,<sup>12</sup> C. Yosef,<sup>27</sup> T. Yoshida,<sup>31</sup> I. Yu,<sup>22</sup> S. Yu,<sup>34</sup> Z. Yu,<sup>49</sup> A. Zanetti,<sup>44</sup> F. Zetti,<sup>24</sup> and S. Zucchelli<sup>3</sup>

(CDF Collaboration)

<sup>1</sup>*Institute of Physics, Academia Sinica, Taipei, Taiwan 11529, Republic of China*

<sup>2</sup>*Argonne National Laboratory, Argonne, Illinois 60439*

<sup>3</sup>*Istituto Nazionale di Fisica Nucleare, University of Bologna, I-40127 Bologna, Italy*

<sup>4</sup>*Brandeis University, Waltham, Massachusetts 02254*

<sup>5</sup>*University of California at Davis, Davis, California 95616*

<sup>6</sup>*University of California at Los Angeles, Los Angeles, California 90024*

<sup>7</sup>*Instituto de Fisica de Cantabria, CSIC-University of Cantabria, 39005 Santander, Spain*

<sup>8</sup>*Carnegie Mellon University, Pittsburgh, Pennsylvania 15218*

<sup>9</sup>*Enrico Fermi Institute, University of Chicago, Chicago, Illinois 60637*

<sup>10</sup>*Joint Institute for Nuclear Research, RU-141980 Dubna, Russia*

<sup>11</sup>*Duke University, Durham, North Carolina 27708*

<sup>12</sup>*Fermi National Accelerator Laboratory, Batavia, Illinois 60510*

<sup>13</sup>*University of Florida, Gainesville, Florida 32611*

<sup>14</sup>*Laboratori Nazionali di Frascati, Istituto Nazionale di Fisica Nucleare, I-00044 Frascati, Italy*

<sup>15</sup>*University of Geneva, CH-1211 Geneva 4, Switzerland*

<sup>16</sup>*Glasgow University, Glasgow G12 8QQ, United Kingdom*

<sup>17</sup>*Harvard University, Cambridge, Massachusetts 02138*

<sup>18</sup>*Hiroshima University, Higashi-Hiroshima 724, Japan*

<sup>19</sup>*University of Illinois, Urbana, Illinois 61801*

<sup>20</sup>*The Johns Hopkins University, Baltimore, Maryland 21218*

<sup>21</sup>*Institut für Experimentelle Kernphysik, Universität Karlsruhe, 76128 Karlsruhe, Germany*

<sup>22</sup>*Center for High Energy Physics, Kyungpook National University, Taegu 702-701, Korea,*

*Seoul National University, Seoul 151-742, Korea,*

*and SungKyunKwan University, Suwon 440-746, Korea*

<sup>23</sup>*High Energy Accelerator Research Organization (KEK), Tsukuba, Ibaraki 305, Japan*

<sup>24</sup>*Ernest Orlando Lawrence Berkeley National Laboratory, Berkeley, California 94720*

<sup>25</sup>*Massachusetts Institute of Technology, Cambridge, Massachusetts 02139*

<sup>26</sup>*University of Michigan, Ann Arbor, Michigan 48109*

<sup>27</sup>*Michigan State University, East Lansing, Michigan 48824*

<sup>28</sup>*University of New Mexico, Albuquerque, New Mexico 87131*

<sup>29</sup>*Northwestern University, Evanston, Illinois 60208*

<sup>30</sup>*The Ohio State University, Columbus, Ohio 43210*

<sup>31</sup>*Osaka City University, Osaka 588, Japan*

<sup>32</sup>*University of Oxford, Oxford OX1 3RH, United Kingdom*

<sup>33</sup>*Universita di Padova, Istituto Nazionale di Fisica Nucleare, Sezione di Padova, I-35131 Padova, Italy*

<sup>34</sup>*University of Pennsylvania, Philadelphia, Pennsylvania 19104*

<sup>35</sup>*Istituto Nazionale di Fisica Nucleare, University and Scuola Normale Superiore of Pisa, I-56100 Pisa, Italy*

<sup>36</sup>*University of Pittsburgh, Pittsburgh, Pennsylvania 15260*

<sup>37</sup>*Purdue University, West Lafayette, Indiana 47907*

<sup>38</sup>*University of Rochester, Rochester, New York 14627*

<sup>39</sup>*Rockefeller University, New York, New York 10021*

<sup>40</sup>*Rutgers University, Piscataway, New Jersey 08855*

<sup>41</sup>*Texas A&M University, College Station, Texas 77843*

<sup>42</sup>*Texas Tech University, Lubbock, Texas 79409*

<sup>43</sup>*Institute of Particle Physics, University of Toronto, Toronto M5S 1A7, Canada*

<sup>44</sup>*Istituto Nazionale di Fisica Nucleare, University of Trieste/Udine, Italy*

<sup>45</sup>*University of Tsukuba, Tsukuba, Ibaraki 305, Japan*

<sup>46</sup>*Tufts University, Medford, Massachusetts 02155*

<sup>47</sup>*Waseda University, Tokyo 169, Japan*

<sup>48</sup>*University of Wisconsin, Madison, Wisconsin 53706*

<sup>49</sup>*Yale University, New Haven, Connecticut 06520*

(Received 13 November 2001; published 9 April 2002)

We report on measurements of the  $Y(1S)$ ,  $Y(2S)$ , and  $Y(3S)$  differential cross sections  $(d^2\sigma/dp_T dy)_{|y|<0.4}$ , as well as on the  $Y(1S)$  polarization in  $p\bar{p}$  collisions at  $\sqrt{s} = 1.8$  TeV using a sample of  $77 \pm 3$  pb<sup>-1</sup> collected by the collider detector at Fermilab. The three resonances were reconstructed through the decay  $Y \rightarrow \mu^+ \mu^-$ . The measured angular distribution of the muons in the  $Y(1S)$  rest frame is consistent with unpolarized meson production.

DOI: 10.1103/PhysRevLett.88.161802

PACS numbers: 13.85.Ni, 14.40.Gx

We report on a study of the reaction  $p\bar{p} \rightarrow YX \rightarrow \mu^+ \mu^- X$  at  $\sqrt{s} = 1.8$  TeV. This study yields the transverse momentum ( $p_T$ ) dependence of the cross sections for the production of the  $Y(1S)$ ,  $Y(2S)$ , and  $Y(3S)$  states as well as the  $Y(1S)$  polarization. Both the cross section and polarization measurements are important for the investigation of  $q\bar{q}$  bound state production mechanisms in  $p\bar{p}$  collisions [1]. In our previous  $Y$  analysis [2], based on a  $16.6 \pm 0.6$  pb<sup>-1</sup> data sample, the differential cross sections were seen to disagree both in shape and magnitude with theoretical predictions using only color singlet matrix elements in the NRQCD (nonrelativistic quantumchromodynamics) factorization formalism [3]. Similarly, our measurements of the prompt  $J/\psi$  and  $\psi(2S)$  charmonium production cross sections [4] were found to be an order of magnitude higher than the theoretical predictions [5–7].

These initial measurements sparked renewed theoretical efforts focusing on mechanisms that allow intermediate color octet  $c\bar{c}$  and  $b\bar{b}$  states to be produced and evolve to the observed quarkonium mesons [3,5,8,9]. These models can accommodate the quarkonia cross section measurements from the Fermilab Tevatron. In addition, the inclusion of color octet matrix elements within the NRQCD factorization formalism leads to the prediction of transversely polarized quarkonium production at high transverse momentum ( $p_T \gg M_{Q\bar{Q}}$ ) due to the predominance of nearly on-shell gluon fragmentation into  $q\bar{q}$  pairs [10,11]. Subsequent measurements from CDF on prompt  $J/\psi$  and  $\psi(2S)$  production polarization [12] cannot distinguish between the competing theories but tend to disfavor the polarization predictions of Refs. [10] and [11]. In this paper we present studies of the  $Y$  system to further the investigation of different theoretical descriptions of heavy quarkonia production.

We present measurements of the differential cross section  $(d^2\sigma/dp_T dy) \times B(Y \rightarrow \mu^+ \mu^-)$  for values of  $Y$  rapidity  $|y| < 0.4$  [where  $y = \frac{1}{2} \ln(\frac{E+p_{\parallel}}{E-p_{\parallel}})$ ,  $E$  is the energy of the muon pair, and  $p_{\parallel}$  its momentum parallel to the beam direction] in the  $p_T$  interval  $0 < p_T(Y) < 20$  GeV/ $c$  for the  $Y(1S)$ ,  $Y(2S)$ , and  $Y(3S)$  states. Because of the increased size of the current data sample we are able to mea-

sure the shape of the  $Y(2S)$  and  $Y(3S)$  differential cross sections much more accurately than in our previous analysis. The measurements of the  $Y$  cross sections allow for exploration of the low  $p_T$  production region inaccessible in the charmonium cross section measurements which do not extend below 4 GeV/ $c$  due to triggering constraints.

In addition, we present the production polarization of the  $Y(1S)$  state for  $0 < p_T(Y) < 20$  GeV/ $c$ , the first such measurement from a hadron collider. The polarization analysis is performed by determining the angle between the direction of the  $\mu^+$  in the  $Y(1S)$  rest frame and the  $Y$  direction in the  $p\bar{p}$  center-of-mass frame. The muons from the  $Y$  decay are assumed to have an angular distribution proportional to  $1 + \alpha \cos^2 \theta^*$  where  $\theta^*$  is the polar angle in the rest frame of the  $Y$  and  $\alpha$  can vary between  $\pm 1$ . A value of  $+1$  corresponds to transversely polarized production and a value of  $-1$  corresponds to longitudinally polarized production.

The data were collected in 1993–1995 by the collider detector at Fermilab and correspond to an integrated luminosity of  $77 \pm 3$  pb<sup>-1</sup>. The CDF detector has been described in detail elsewhere [13]. The components relevant to this analysis are briefly described here. The  $z$  axis of the detector coordinate system is along the beam direction. The Central Tracking Chamber (CTC) is in a 1.4 T axial magnetic field and has a resolution of  $\delta p_T/p_T = \sqrt{(0.0011 p_T)^2 + (0.0066)^2}$  for tracks constrained to come from the beam line, where  $p_T$  is measured in GeV/ $c$ . The central muon chambers (CMU) are located at a radius of 3.5 m from the beam axis behind five interaction lengths of calorimeter and provide muon identification in the region of pseudorapidity  $|\eta| < 0.6$ , where  $\eta = -\ln[\tan(\theta/2)]$  and  $\theta$  is the polar angle with respect to the beam axis. Outside the CMU we have installed the central muon upgrade system (CMP) which consists of four layers of drift chambers behind an additional four interaction lengths of steel absorber.

The CDF three-level trigger system [4] was used to identify a sample of dimuon candidates in the mass range 8.5 to 11.4 GeV/ $c^2$ . We further required both muons from the  $Y \rightarrow \mu^+ \mu^-$  decay to be identified by the CMU system

and at least one muon had to be identified by the CMP system. The momentum of each muon was determined using CTC information along with the constraint that the particles must originate from the beam line. To reduce the sensitivity to the trigger thresholds, the  $p_T$  of each muon was required to be greater than 2.2 GeV/c. Each muon chamber track was required to match the extrapolation of a CTC track to within  $3\sigma$  in  $r - \phi$  and  $3.5\sigma$  in  $z$ , where  $\sigma$  is the calculated uncertainty due to multiple scattering and measurement uncertainties. The muons were required to have opposite charge, and the rapidity of the reconstructed pair had to be in the CMU fiducial rapidity region  $|y| < 0.4$ . The transverse momentum of the reconstructed pair was required to be in the region  $0 < p_T < 20$  GeV/c. The resulting mass distribution of muon pairs is shown in Fig. 1.

The differential cross section times the branching ratio for  $Y \rightarrow \mu^+ \mu^-$  is calculated in each  $p_T$  bin according to the equation

$$\left( \frac{d^2\sigma(Y)}{dp_T dy} \right)_{|y| < 0.4} B(Y \rightarrow \mu^+ \mu^-) = \frac{N_{\text{fit}}}{A(\int \mathcal{L} dt) \Delta p_T \Delta y \epsilon},$$

where  $N_{\text{fit}}$  is the number of  $Y$  signal events in each  $p_T$  bin,  $A$  is the geometric and kinematic acceptance,  $\int \mathcal{L} dt$  is the integrated luminosity,  $\Delta p_T$  is the width of the bin,  $\Delta y$  is the rapidity range of the  $Y$  production, and  $\epsilon$  is the product of the efficiency corrections.

We used a binned maximum likelihood fit on the dimuon mass distribution in each  $p_T$  bin to determine the number of signal events ( $N_{\text{fit}}$ ). In order to estimate the background accurately, the values of  $N_{\text{fit}}$  for each resonance were obtained by fitting all three resonances simultaneously to

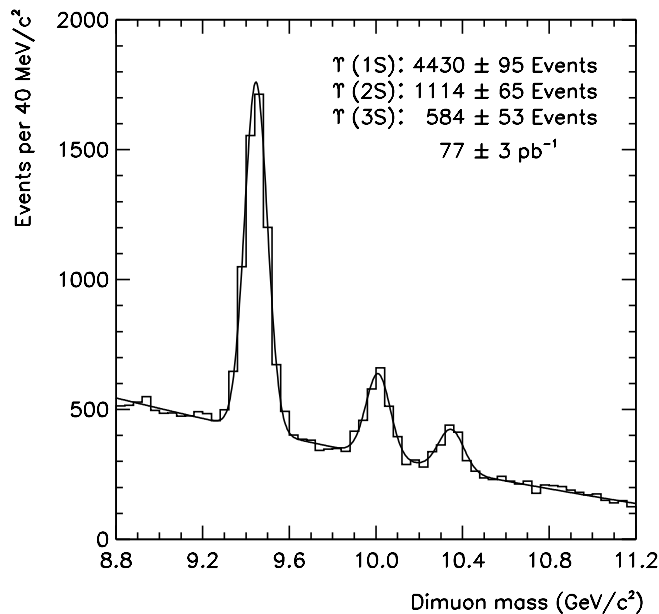


FIG. 1. The invariant mass distribution of opposite sign dimuons in the  $Y$  mass region for  $|y| < 0.4$ . The histogram corresponds to the data and the solid curve represents a Gaussian fit to each resonance plus a quadratic background.

Gaussian shapes with a quadratic background. The relative widths of the resonances in each  $p_T$  bin were constrained to values determined from a Monte Carlo simulation.

The various efficiency corrections include a combined first and second level trigger efficiency which was typically 75% for each  $p_T$  bin, a third level trigger efficiency of  $(97 \pm 2)\%$ , an efficiency of  $(98 \pm 2)\%$  for reconstructing both tracks in the CTC, and an efficiency of  $(95 \pm 1)\%$  for reconstructing both muon track segments and associating them with extrapolated CTC tracks. An efficiency correction factor of  $(93 \pm 2)\%$  accounts for an undercounting of events due to internal radiation from the muons distorting the Gaussian shapes assumed in the determination of  $N_{\text{fit}}$ . Finally, an efficiency correction factor of  $(88 \pm 4)\%$  accounts for a loss of events seen as a function of instantaneous luminosity during the run [14]. The various efficiencies were measured using both Monte Carlo methods and several independent calibration data sets.

The geometric and kinematic acceptances for  $Y(1S)$ ,  $Y(2S)$ ,  $Y(3S) \rightarrow \mu^+ \mu^-$  were calculated using the Monte Carlo simulation. The event generator produced  $Y$  particles with flat  $p_T$  and  $y$  distributions. Since the polarization of  $Y$  production was not known, the states were assumed to decay isotropically in the  $Y$  rest frame ( $\alpha = 0$ ). In addition, we generated event sets with transverse and longitudinal polarization in order to measure the  $Y(1S)$  polarization and to set systematic uncertainties on the other cross section measurements. Once the  $Y p_T$  spectrum was measured, the Monte Carlo events were reweighted according to the measured  $p_T$  distribution for polarization acceptance measurements and systematic uncertainty studies. The generated events were processed with a detector simulation and the same reconstruction criteria that were imposed on the data. The integrated acceptance  $A$  was found to be similar for each of the three resonances and varied as a function of  $p_T$  from 17% to 24%.

Systematic uncertainties on the cross section measurements arise from the luminosity determination (4.1%), from the level 1 and level 2 trigger efficiency corrections (4%), and from the remaining efficiency corrections (6%). A  $p_T$  dependent systematic uncertainty arises from the unknown polarization for the  $Y(2S)$  and  $Y(3S)$  states. This uncertainty was determined by computing the kinematic acceptances assuming all the  $Y$  mesons were produced with either transverse or longitudinal polarization. The  $Y(1S)$  acceptance uncertainty was also evaluated by varying the Monte Carlo polarization within the measured errors on this quantity yielding no significant change in the cross section value. Hence, no additional systematic error was assigned to the  $Y(1S)$  cross section measurement due to uncertainties in the polarization model.

The differential cross section results are summarized in Table I. The polarization systematic uncertainties are indicated separately from the other systematic uncertainties which have been added in quadrature. The cross sections are displayed in Fig. 2 where each of the differential

TABLE I. The differential cross sections  $(d^2\sigma/dp_T dy)_{|y|<0.4} \times B(Y \rightarrow \mu^+ \mu^-)$ . For the  $Y(1S)$  the first error is statistical and the second is the systematic errors added in quadrature. For the  $Y(2S)$  and  $Y(3S)$  the first error is statistical, the second is the systematic error due to the unknown polarization, and the third represents the other systematic errors added in quadrature.

Resonance	$p_T$ range (GeV/c)	Mean $p_T$ (GeV/c)	Cross section [pb/(GeV/c)]
Y(1S)	0–0.5	0.29	$17.8 \pm 3.6 \pm 1.5$
	0.5–1	0.77	$50.6 \pm 5.7 \pm 4.1$
	1–2	1.5	$89.6 \pm 5.7 \pm 7.3$
	2–3	2.5	$114.4 \pm 6.5 \pm 9.4$
	3–4	3.5	$99.1 \pm 6.0 \pm 8.1$
	4–5	4.5	$86.8 \pm 5.7 \pm 7.1$
	5–6	5.5	$69.7 \pm 4.8 \pm 5.7$
	6–7	6.5	$46.4 \pm 3.7 \pm 3.8$
	7–8	7.5	$39.0 \pm 3.2 \pm 3.2$
	8–9	8.4	$29.9 \pm 2.9 \pm 2.4$
	9–10	9.4	$22.1 \pm 2.4 \pm 1.8$
	10–12	10.9	$12.0 \pm 1.2 \pm 1.0$
12–16	13.7	$5.2 \pm 0.5 \pm 0.4$	
16–20	17.5	$1.1 \pm 0.2 \pm 0.1$	
Y(2S)	0–1	0.62	$10.4 \pm 2.3 \pm 2.2 \pm 0.9$
	1–2	1.5	$22.6 \pm 3.3 \pm 2.1 \pm 1.8$
	2–3	2.5	$22.7 \pm 3.3 \pm 0.9 \pm 1.9$
	3–4	3.5	$21.6 \pm 3.5 \pm 0.5 \pm 1.8$
	4–6	4.9	$20.0 \pm 2.5 \pm 1.4 \pm 1.6$
	6–8	6.9	$12.0 \pm 1.6 \pm 1.3 \pm 1.0$
	8–10	8.9	$7.3 \pm 1.2 \pm 0.2 \pm 0.6$
	10–14	11.6	$3.2 \pm 0.5 \pm 0.4 \pm 0.3$
14–20	16.5	$1.1 \pm 0.2 \pm 0.2 \pm 0.1$	
Y(3S)	0–1	0.58	$6.2 \pm 1.9 \pm 1.1 \pm 0.5$
	1–2	1.6	$10.3 \pm 2.7 \pm 0.9 \pm 0.8$
	2–3	2.5	$12.7 \pm 2.9 \pm 0.1 \pm 1.1$
	3–4	3.5	$14.4 \pm 3.3 \pm 1.8 \pm 1.2$
	4–6	4.9	$9.7 \pm 2.0 \pm 1.0 \pm 0.8$
	6–8	6.9	$5.8 \pm 1.5 \pm 0.6 \pm 0.5$
	8–10	8.8	$5.8 \pm 1.2 \pm 0.4 \pm 0.5$
	10–14	11.6	$2.1 \pm 0.5 \pm 0.2 \pm 0.2$
14–20	15.8	$0.4 \pm 0.1 \pm 0.1 \pm 0.04$	

cross sections has been normalized by its integrated value. The production cross sections for the  $Y(1S)$ ,  $Y(2S)$ , and  $Y(3S)$  are seen to have the same shape as a function of  $Y$  transverse momentum. We note this is expected by the soft color model of quarkonium production [9]. We also note that fits of color singlet and octet matrix elements in the NRQCD factorization formalism describe the shape and magnitude of the three  $Y$  cross sections [15,16].

We have also performed a polarization analysis on the  $Y(1S)$  data sample. The polarization measurement is made by fitting the shape of the uncorrected data in the variable  $\cos\theta^*$  to templates for transversely and longitudinally polarized production derived from the Monte Carlo simulation yielding the longitudinally polarized fraction  $\Gamma_L/\Gamma \equiv \eta$ . The relationship between  $\eta$  and  $\alpha$  is given by  $\alpha = (1 - 3\eta)/(1 + \eta)$ .

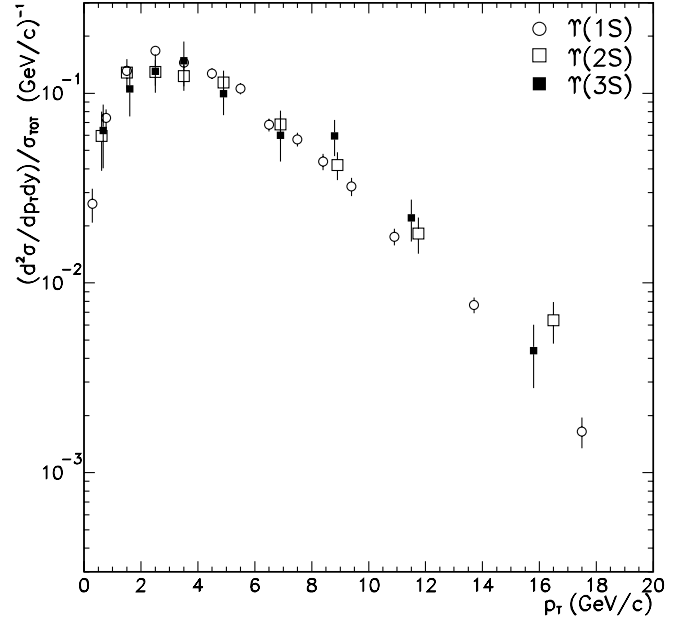


FIG. 2. The product  $\frac{1}{\sigma_{\text{TOT}}}(d^2\sigma/dp_T dy)_{|y|<0.4}$  vs  $p_T$  for  $Y(1S) \rightarrow \mu^+ \mu^-$ ,  $Y(2S) \rightarrow \mu^+ \mu^-$ , and  $Y(3S) \rightarrow \mu^+ \mu^-$ . The vertical error bars indicate the statistical uncertainty only. Each differential cross section has been normalized by its integrated value.

Separate  $\chi^2$  fits of combinations of longitudinally and transversely polarized Monte Carlo templates to the data in the  $|y| < 0.4$  region and in the range  $0 < p_T < 20$  GeV/c yield the  $Y(1S)$  polarization in four separate transverse momentum intervals. The measurements in all four  $p_T$  regions are consistent with unpolarized  $Y(1S)$  production and are summarized in Table II. In the highest transverse momentum region  $8 < p_T < 20$  GeV/c, the longitudinal fraction is measured to be  $\Gamma_L/\Gamma = 39 \pm 0.11$  ( $\alpha = -0.12 \pm 0.22$ ). This result is in agreement with the polarization calculated within the NRQCD factorization framework in Ref. [17] which predicts transverse polarization only for an average  $p_T(Y) \gg M_Y$ . In Fig. 3 we display the  $\cos\theta^*$  distribution for this highest transverse momentum region. The number of events in each  $\cos\theta^*$  bin were counted by fitting the dimuon  $Y$  invariant mass distribution in that bin. The points represent the data while the solid line is the result of the fit to the Monte Carlo distributions.

In conclusion, we have measured the differential cross sections in the range  $0 < p_T < 20$  GeV/c for the  $Y(1S)$ ,  $Y(2S)$ , and  $Y(3S)$  states and the  $Y(1S)$  polarization. The

TABLE II.  $Y(1S)$  polarization results for  $|y| < 0.4$ .

$p_T$ (GeV/c)	$\Gamma_L/\Gamma$	$\alpha$
0.0–3.0	$0.31 \pm 0.06$	$+0.05 \pm 0.14$
3.0–5.0	$0.33 \pm 0.06$	$+0.01 \pm 0.14$
5.0–8.0	$0.29 \pm 0.07$	$+0.10 \pm 0.17$
8.0–20.0	$0.39 \pm 0.11$	$-0.12 \pm 0.22$

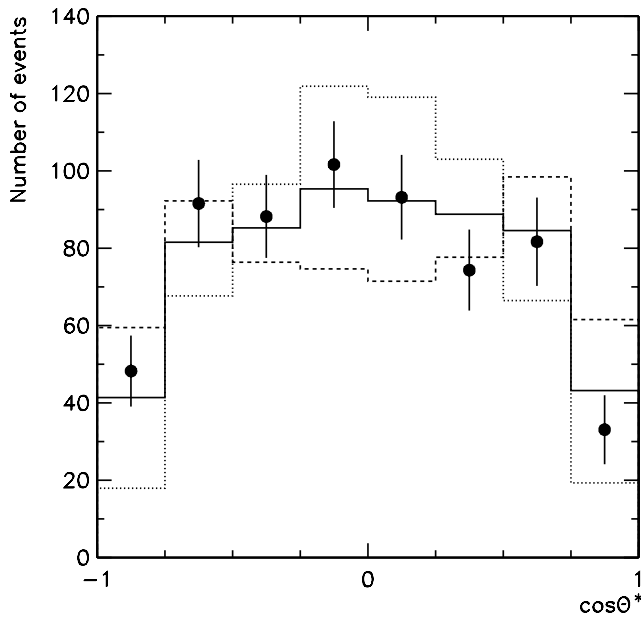


FIG. 3. The uncorrected  $\cos\theta^*$  distribution for  $|y| < 0.4$  and  $8 < p_T < 20$  GeV/ $c$ . The solid points represent the data. The solid line represents the combined fit of the longitudinally and transversely polarized Monte Carlo templates to the data. The dotted (dashed) histogram represents the longitudinally (transversely) polarized Monte Carlo template normalized individually to the total number of data events.

rates of production were measured to be lower than, but compatible with, the ones reported in [2]. Fits of NRQCD matrix elements can describe the cross sections but their validity can be determined only by confrontation with other experiments. We have also found that the  $Y(1S)$  data are consistent with unpolarized production in the region  $0 < p_T < 20$  GeV/ $c$  consistent with all current models of  $Y$  production.

We thank the Fermilab staff and the technical staffs of the participating institutions for their vital contributions. This work was supported by the U.S. Department of En-

ergy and National Science Foundation; the Italian Istituto Nazionale di Fisica Nucleare; the Ministry of Education, Culture, Sports, Science, and Technology of Japan; the Natural Sciences and Engineering Research Council of Canada; the National Science Council of the Republic of China; the Swiss National Science Foundation; the A.P. Sloan Foundation; the Bundesministerium fuer Bildung und Forschung, Germany; the Korea Science and Engineering Foundation (KoSEF); the Korea Research Foundation; and the Comision Interministerial de Ciencia y Tecnologia, Spain.

\*Present address: University of California, Santa Barbara, California 93106.

- [1] R. Baier and R. Rückl, *Z. Phys. C* **19**, 251 (1983).
- [2] F. Abe *et al.*, *Phys. Rev. Lett.* **75**, 4358 (1995).
- [3] P. Cho and A. K. Leibovich, *Phys. Rev. D* **53**, 150 (1996); **53**, 6203 (1996).
- [4] F. Abe *et al.*, *Phys. Rev. Lett.* **79**, 572 (1997); **79**, 578 (1997).
- [5] D. P. Roy and K. Sridhar, *Phys. Lett. B* **339**, 141 (1994).
- [6] M. Cacciari and M. Greco, *Phys. Rev. Lett.* **73**, 1586 (1994).
- [7] E. Braaten *et al.*, *Phys. Lett. B* **333**, 548 (1994).
- [8] R. Gavai *et al.*, *Int. J. Mod. Phys. A* **10**, 3043 (1995).
- [9] J. F. Amundson *et al.*, *Phys. Lett. B* **390**, 323 (1997).
- [10] E. Braaten, B. Kniehl, and J. Lee, *Phys. Rev. D* **62**, 094005 (2000).
- [11] M. Beneke and M. Krämer, *Phys. Rev. D* **55**, 5269 (1997).
- [12] T. Affolder *et al.*, *Phys. Rev. Lett.* **85**, 2886 (2000).
- [13] F. Abe *et al.*, *Nucl. Instrum. Methods Phys. Res., Sect. A* **271**, 387 (1988).
- [14] D. Acosta *et al.*, Report No. FERMILAB-PUB-01/347-E, 2001.
- [15] E. Braaten, S. Fleming, and A. K. Leibovich, *Phys. Rev. D* **63**, 094006 (2001).
- [16] J. L. Domenech-Garret and M. A. Sanchis-Lozano, *Nucl. Phys.* **B601**, 395 (2001).
- [17] E. Braaten and J. Lee, *Phys. Rev. D* **63**, 071501(R) (2001).