

RECEIVED: August 26, 2013
 REVISED: October 14, 2013
 ACCEPTED: January 26, 2014
 PUBLISHED: February 24, 2014

Four-flavour leading-order hadronic contribution to the muon anomalous magnetic moment



The ETM collaboration

Florian Burger,^a Xu Feng,^b Grit Hotzel,^a Karl Jansen,^{c,d} Marcus Petschlies^e and Dru B. Renner^f

^a*Humboldt-Universität zu Berlin, Institut für Physik, Newtonstr. 15, D-12489 Berlin, Germany*

^b*High Energy Accelerator Research Organization (KEK), Tsukuba 305-0801, Japan*

^c*NIC, DESY, Platanenallee 6, D-15738 Zeuthen, Germany*

^d*Department of Physics, University of Cyprus, P.O.Box 20537, 1678 Nicosia, Cyprus*

^e*The Cyprus Institute, P.O.Box 27456, 1645 Nicosia, Cyprus*

^f*Jefferson Lab, 12000 Jefferson Avenue, Newport News, VA 23606, U.S.A.*

E-mail: burger@physik.hu-berlin.de, pkufengxu@gmail.com,
grit.hotzel@physik.hu-berlin.de, karl.jansen@desy.de,
m.petschlies@cyi.ac.cy, dru@jlab.org

ABSTRACT: We present a four-flavour lattice calculation of the leading-order hadronic vacuum polarisation contribution to the anomalous magnetic moment of the muon, a_μ^{hvp} , arising from quark-connected Feynman graphs. It is based on ensembles featuring $N_f = 2+1+1$ dynamical twisted mass fermions generated by the European Twisted Mass Collaboration (ETMC). Several light quark masses are used in order to yield a controlled extrapolation to the physical pion mass. We employ three lattice spacings to examine lattice artefacts and several different volumes to check for finite-size effects. Incorporating the complete first two generations of quarks allows for a direct comparison with phenomenological determinations of a_μ^{hvp} . Our final result including an estimate of the systematic uncertainty $a_\mu^{\text{hvp}} = 6.74(21)(18) \cdot 10^{-8}$ shows a good overall agreement with these computations.

KEYWORDS: Lattice QCD, Standard Model

ARXIV EPRINT: [1308.4327](https://arxiv.org/abs/1308.4327)

Contents

1	Introduction	1
2	Basic definitions	2
3	Lattice calculation	3
3.1	Setup	3
3.2	Vacuum polarisation	5
3.3	Vector meson mass fits	7
3.4	Chiral extrapolation of a_μ^{hvp}	9
4	Results	10
4.1	The light quark contribution, $a_{\mu,\text{ud}}^{\text{hvp}}$	10
4.2	The three-flavour contribution, $a_{\mu,\text{uds}}^{\text{hvp}}$	11
4.3	The four-flavour contribution, a_μ^{hvp}	13
4.4	Systematic effects	14
5	Conclusions	18
A	Data	20

1 Introduction

The detection of a scalar boson at the LHC leaves us, in case that it turns out to be the standard model Higgs boson, with a somewhat puzzling situation. On the one hand, the standard model seems then to be complete. On the other hand, e.g. the lack of our understanding of dark matter, the amount of CP violation, and the generation of baryon asymmetry in the universe strongly suggest that new physics must exist. It is therefore a most important task, to find indeed signs of this new physics beyond the standard model by looking at promising physical observables to detect its manifestations.

The anomalous magnetic moment of the muon, a_μ , can be considered as such an important benchmark quantity to test the standard model of particle interactions, or, alternatively to detect new physics beyond the standard model. It can be measured experimentally very precisely [1, 2] and can likewise be computed precisely in the standard model, see e.g. the review [3]. A comparison between the experimental result for a_μ and a standard model calculation reveals a discrepancy of about three σ which is persistent over many years now and has been confirmed by computations of a number of groups. The interesting question is then, whether this discrepancy originates from some undetected effect in the experimental or theoretical determination of a_μ , or, somewhat more excitingly, whether it points to physics beyond the standard model.

A key ingredient in the calculation of a_μ is the leading order hadronic vacuum polarisation contribution, a_μ^{hvp} , which presently is the largest source of uncertainty of the theoretical computation of a_μ . Since a_μ^{hvp} is of intrinsically non-perturbative nature, evidently a lattice QCD computation for this quantity is highly desirable. In fact, in a recent study, using only two flavours of mass degenerate quarks, it could be demonstrated that by employing an improved method to compute a_μ^{hvp} on the lattice, an unprecedented precision for a lattice calculation of a_μ^{hvp} could be reached [4, 5].

In this paper, we want to report on a calculation of a_μ^{hvp} with four flavours of quarks, using besides mass degenerate up and down quarks also the strange and the charm quarks. Having such a setup is important for two reasons. First, since the contribution of the bottom quark is so small that neither experimental nor theoretical determinations are currently sensitive to it, the standard model calculation is sensitive to four flavours and disentangling the flavour contributions, for e.g. only the light flavours, is afflicted with ambiguities. Using four flavours is therefore cleaner and allows for a direct and unambiguous comparison to phenomenological determinations.

The second reason is that the charm quark contribution computed in perturbation theory [6] is $a_{\mu,c}^{\text{hvp}} = 1.44(1) \times 10^{-9}$. Hence, the charm quark contribution has approximately the same size as the light-by-light contribution [7] and the electroweak contributions [3] which are larger than the current experimental and theoretical uncertainties. Including the charm quark contribution in a lattice calculation is therefore important if values of a_μ^{hvp} are to be evaluated with a precision aiming to match the experimental errors.

For our computation of a_μ^{hvp} we will follow closely the strategy of refs. [4, 5] applying an improved lattice definition of a_μ^{hvp} . As we will see below, also for the four flavour calculation discussed here, this method allows for a controlled extrapolation to the physical point leading to an accurate determination of a_μ^{hvp} .

For our calculations we employ configurations generated for four flavours by the European Twisted Mass Collaboration (ETMC) [8, 9]. These sets of configurations are obtained at different values of the lattice spacing and several volumes, thus allowing us to estimate discretisation and finite size effects as systematic uncertainties in our lattice calculation. In addition, at each value of the lattice spacing configurations exist at several values of the pion mass, ranging from $230 \text{ MeV} \lesssim m_\pi \lesssim 450 \text{ MeV}$ thus allowing an extrapolation to the physical point.

In this paper, we will give a detailed discussion about the extraction of a_μ^{hvp} , providing our fitting strategy for the vacuum polarisation functions, and also address Padé approximants to analyse the vacuum polarisation function as suggested in [10].

2 Basic definitions

The key quantity for the determination of the leading-order hadronic contribution to the muon $g-2$ is the hadronic vacuum polarisation tensor $\Pi_{\mu\nu}^{\text{em}}(Q)$ with Euclidean momentum Q . It can be obtained from the correlator of two electromagnetic vector currents

$$J_\mu^{\text{em}}(x) = \frac{2}{3}\bar{u}(x)\gamma_\mu u(x) - \frac{1}{3}\bar{d}(x)\gamma_\mu d(x) + \frac{2}{3}\bar{c}(x)\gamma_\mu c(x) - \frac{1}{3}\bar{s}(x)\gamma_\mu s(x) \quad (2.1)$$

in the following way

$$\Pi_{\mu\nu}^{\text{em}}(Q) = \int d^4x e^{iQ \cdot (x-y)} \langle J_\mu^{\text{em}}(x) J_\nu^{\text{em}}(y) \rangle . \quad (2.2)$$

The form of J_μ^{em} given above anticipates that our simulations involve four dynamical quark flavours, up(u), down(d), strange(s), and charm(c). Euclidean symmetry and the Ward-Takahashi identities require the vacuum polarisation tensor to be transverse, i.e.

$$\Pi_{\mu\nu}^{\text{em}}(Q) = (Q_\mu Q_\nu - Q^2 \delta_{\mu\nu}) \Pi^{\text{em}}(Q^2) . \quad (2.3)$$

$\Pi^{\text{em}}(Q^2)$ is the hadronic vacuum polarisation function, for which the label “em” will be left out in the following to ease notation. Its renormalised variant

$$\Pi_{\text{R}}(Q^2) = \Pi(Q^2) - \Pi(0) \quad (2.4)$$

appears in the expression for the leading hadronic contribution to the anomalous magnetic moment of the muon in Euclidean space-time [11, 12]

$$a_\mu^{\text{hvp}} = \alpha^2 \int_0^\infty \frac{dQ^2}{Q^2} w\left(\frac{Q^2}{m_\mu^2}\right) \Pi_{\text{R}}(Q^2) , \quad (2.5)$$

in which α denotes the fine-structure constant and m_μ the muon mass. Since the weight function $w(Q^2/m_\mu^2)$ is known from leading-order QED perturbation theory to have the form

$$w(r) = \frac{64}{r^2 \left(1 + \sqrt{1 + 4/r}\right)^4 \sqrt{1 + 4/r}} , \quad (2.6)$$

the main task of the lattice calculation is the determination of $\Pi_{\text{R}}(Q^2)$ from the vector current correlator.

3 Lattice calculation

3.1 Setup

As mentioned before, the calculations are performed employing gauge field configurations generated by the ETMC with $N_f = 2+1+1$ dynamical quark flavours. In the gauge sector the Iwasaki action [13] is used. The up and down quarks reside in a mass-degenerate flavour doublet $\chi_l = \begin{pmatrix} u \\ d \end{pmatrix}$. They are described by the standard twisted mass lattice action [14]

$$S_F[\chi_l, \bar{\chi}_l, U] = \sum_x \bar{\chi}_l(x) [D_W + i\mu\gamma_5\tau^3] \chi_l(x) \quad (3.1)$$

where

$$D_W = \frac{1}{2}\gamma_\mu (\nabla_\mu + \nabla_\mu^*) - \frac{a}{2}\nabla_\mu^* \nabla_\mu + m_0 \quad (3.2)$$

is the Wilson Dirac operator with covariant forward and backward derivatives ∇_μ and ∇_μ^* , respectively. The value of m_0 has been tuned to its critical value in order to ensure

Ensemble	β	$a[\text{fm}]$	$(\frac{L}{a})^3 \times \frac{T}{a}$	$m_{\text{PS}}[\text{MeV}]$	$L[\text{fm}]$
D15.48	2.10	0.061	$48^3 \times 96$	227	2.9
D30.48	2.10	0.061	$48^3 \times 96$	318	2.9
D45.32sc	2.10	0.061	$32^3 \times 64$	387	1.9
B25.32t	1.95	0.078	$32^3 \times 64$	274	2.5
B35.32	1.95	0.078	$32^3 \times 64$	319	2.5
B35.48	1.95	0.078	$48^3 \times 96$	314	3.7
B55.32	1.95	0.078	$32^3 \times 64$	393	2.5
B75.32	1.95	0.078	$32^3 \times 64$	456	2.5
B85.24	1.95	0.078	$24^3 \times 48$	491	1.9
A30.32	1.90	0.086	$32^3 \times 64$	283	2.8
A40.32	1.90	0.086	$32^3 \times 64$	323	2.8
A50.32	1.90	0.086	$32^3 \times 64$	361	2.8

Table 1. Parameters of the $N_f = 2 + 1 + 1$ flavour gauge field configurations that have been analysed in this work. β denotes the gauge coupling, a the lattice spacing, $(\frac{L}{a})^3 \times \frac{T}{a}$ the space-time volume, and m_{PS} is the, unphysical, value of the pion mass. The values for m_{PS} have been determined in [8]. L is the spatial extent of the lattices. The approximate lattice spacings given here are taken from a first analysis of the used gauge field configurations [16].

automatic $\mathcal{O}(a)$ improvement of all physical observables. The bare twisted quark mass is denoted by μ and τ^3 is the third Pauli matrix acting in flavour space. For the heavy quarks $\chi_h = \begin{pmatrix} c \\ s \end{pmatrix}$ the twisted mass action for a non-degenerate fermion doublet [15]

$$S_F[\chi_h, \bar{\chi}_h, U] = \sum_x \bar{\chi}_h(x) [D_W + i\mu_\sigma \gamma_5 \tau^1 + \mu_\delta \tau^3] \chi_h(x) \quad (3.3)$$

has been implemented with the same value for m_0 . τ^1 is the first Pauli matrix, μ_δ denotes the mass splitting between the charm and the strange quarks, and μ_σ the bare twisted mass with a twist in flavour space orthogonal to the one in the light sector.

Details of the analysed ensembles are given in table 1. They involve different volumes, three different lattice spacings, and up to five pion masses per lattice spacing such that finite-size effects, lattice artefacts, and the chiral extrapolation can be studied.

As mentioned before, the calculation of $\Pi(Q^2)$ requires the evaluation of the vector-vector correlation function in eq. (2.2). On the lattice, one can use the local vector current $J_\mu^L = \bar{\chi}(x) Q_{\text{el}} \gamma_\mu \chi(x)$ in complete analogy to the continuum with the charge matrix $Q_{\text{el}} = \text{diag}(2/3, -1/3)$, where χ stands either for the light or the heavy doublet. However, due to the lattice regularisation this current has to be renormalised multiplicatively and does not satisfy a Ward-Takahashi identity. To avoid these issues we instead use the conserved Noether current also known as point-split vector current at sink and source position

$$J_\mu^C(x) = \frac{1}{2} \left(\bar{q}(x + \hat{\mu})(\mathbb{1} + \gamma_\mu) U_\mu^\dagger(x) q(x) - \bar{q}(x)(\mathbb{1} - \gamma_\mu) U_\mu(x) q(x + \hat{\mu}) \right). \quad (3.4)$$

This current is defined for each flavour separately using the decomposition of the electromagnetic vector current of eq. (2.1) into the quark currents J^u , J^d , J^c , and J^s

$$J_\mu^{\text{em}}(x) = \frac{2}{3}J^u(x) - \frac{1}{3}J^d(x) + \frac{2}{3}J^c(x) - \frac{1}{3}J^s(x) . \quad (3.5)$$

Since the Noether current is only conserved for actions diagonal in flavour space, we employ an action for the heavy valence quarks different from the sea quark action given in eq. (3.3), namely the so-called Osterwalder-Seiler (OS) action [17, 18]

$$S_F[\chi_h, \bar{\chi}_h, U] = \sum_x \bar{\chi}_h(x) \left[D_W + i \begin{pmatrix} \mu_c & 0 \\ 0 & -\mu_s \end{pmatrix} \gamma_5 \right] \chi_h(x) .$$

How to achieve $\mathcal{O}(a)$ improvement in this situation is discussed in ref. [18]. The bare twisted mass parameters for the valence strange and the charm quarks, μ_s and μ_c , are tuned in such a way that the physical values for $2m_K^2 - m_{\text{PS}}^2$ and the D-meson mass, respectively, are reproduced. Here, m_K denotes the kaon mass. This leads to the following values

β	$a\mu_s$	$a\mu_c$
1.90	0.01815(10)	0.2360(10)
1.95	0.01685(10)	0.2150(20)
2.10	0.014165(10)	0.1755(20)

With our definition of the vacuum polarisation tensor

$$\Pi_{\mu\nu}(x, y) = \langle J_\mu^C(x) J_\nu^C(y) \rangle + a^{-3} \delta_{\mu\nu} \langle S_\nu(y) \rangle , \quad (3.6)$$

involving the contact term

$$S_\nu(y) = \frac{1}{2} \left\{ \bar{q}(y + \hat{\nu})(1 + \gamma_\nu) U_\nu^\dagger(y) q(y) + \bar{q}(y)(1 - \gamma_\nu) U_\nu(y) q(y + \hat{\nu}) \right\} , \quad (3.7)$$

we can now rely on the Ward identity

$$\partial_\mu^* \Pi_{\mu\nu}(x, y) = 0 \quad (3.8)$$

being valid at non-zero lattice spacings a . Hence, the vacuum polarisation tensor on the lattice satisfies in momentum space

$$\Pi_{\mu\nu}(Q) = (\hat{Q}_\mu \hat{Q}_\nu - \hat{Q}^2 \delta_{\mu\nu}) \Pi(Q^2) + \mathcal{O}(a) . \quad (3.9)$$

The reason for the $\mathcal{O}(a)$ lattice artefacts is the lack of full Euclidean symmetry due to the lattice discretisation. Note that nevertheless, as discussed below, the vacuum polarisation function can be made $\mathcal{O}(a)$ -improved.

3.2 Vacuum polarisation

Plugging eq. (2.1) into eq. (2.2) and noting that there are no mixed-flavour contributions for the quark-connected Feynman diagrams, we can obtain the total vacuum polarisation tensor

by adding the vacuum polarisation tensors of the single-flavour contributions including the appropriate charge factors

$$\Pi_{\mu\nu}^{\text{tot}}(Q) = \frac{5}{9}\Pi_{\mu\nu}^{\text{ud}}(Q) + \frac{1}{9}\Pi_{\mu\nu}^{\text{s}}(Q) + \frac{4}{9}\Pi_{\mu\nu}^{\text{c}}(Q). \quad (3.10)$$

Notice that we have defined the single-flavour contributions to $\Pi_{\mu\nu}^{\text{tot}}(Q)$ excluding the factors of the squared charges. In the following we will generically denote them by $\Pi_{\mu\nu}(Q)$ and the respective vacuum polarisation function by $\Pi(Q^2)$. The factor of $\Pi_{\mu\nu}^{\text{ud}}(Q)$ is the sum of the squared charges of up and down quarks. Similarly, the total a_{μ}^{hvp} is procured as a sum of the single-flavour contributions including the charge factors.

For constructing the vacuum polarisation function $\Pi(Q^2)$ from the vacuum polarisation tensor $\Pi_{\mu\nu}(Q)$ in eq. (3.9), we define for the single-flavour contributions

$$\Pi(Q^2) = \Re \left\{ \sum_{\mu,\nu,Q \in [Q]} \Pi_{\mu\nu}(Q) P_{\mu\nu}(Q) \left(\sum_{\mu,\nu,Q} P_{\mu\nu}(Q) P_{\mu\nu}(Q) \right)^{-1} \right\} + \mathcal{O}(a^2) \quad (3.11)$$

as the real part of the projection onto the tensor $P_{\mu\nu}(Q) = \hat{Q}_{\mu}\hat{Q}_{\nu} - \hat{Q}^2\delta_{\mu\nu}$ with $Q^2 = \sum_{\mu} \hat{Q}_{\mu}^2$. The class $[Q]$ is defined by all momenta related by a Euclidean space-time symmetry transformation, although these are not all exact symmetries at non-zero lattice spacing and finite volume. It has been checked that this does not lead to observable effects in $\Pi(Q^2)$ in the low-momentum region, $Q^2 \leq 2 \text{ GeV}^2$, which is by far the most important for the determination of a_{μ}^{hvp} . In particular, the definition in eq. (3.11) involves summing over Q and $-Q$ which is required for achieving $\mathcal{O}(a)$ improvement.

Following a similar line of arguments as given in [19, 20], it can be demonstrated that also for the case of the vacuum polarisation function defined as in eq. (3.11) short-distance singularities do not spoil automatic $\mathcal{O}(a)$ improvement at maximal twist [21]. Therefore, continuum extrapolations are performed with an a^2 -term in section 4.

Due to the renormalisation of the vacuum polarisation function given in eq. (2.4), the calculation of a_{μ}^{hvp} for each flavour involves both an interpolation of $\Pi(Q^2)$ in between discrete lattice momenta as well as an extrapolation to zero momentum. Hence, the choice of fit function is important, especially in the low-momentum region where the weight function in eq. (2.6) is peaked, and its influence on the calculation of a_{μ}^{hvp} has to be investigated.

Our standard fit of the low-momentum dependence of the vacuum polarisation function involves two different terms. The first is inspired by vector meson dominance with M vector meson mass poles

$$\Pi_{\text{low}}(Q^2) = \sum_{i=1}^M \frac{f_i^2}{m_i^2 + Q^2} + \sum_{j=0}^{N-1} a_j(Q^2)^j, \quad (3.12)$$

whereas the second term parametrises remaining deviations in the low-momentum region which extends up to a matching momentum Q_{match}^2 . Here, m_i denotes the mass of the vector meson states and f_i their decay constants. They are determined before fitting the vacuum polarisation from the same vector correlation functions partially Fourier transformed in the spatial directions on the same bootstrap samples as will be described in the next

section. Thus, the a_j are the only parameters fitted here. For the matching of low and high momentum fit functions we have used $Q_{\text{match}}^2 = 2 \text{ GeV}^2$.

The high-momentum fraction of $\Pi(Q^2)$ for $Q^2 > Q_{\text{match}}^2$ is interpolated, inspired by perturbation theory, using a polynomial in Q^2 and a polynomial multiplied by a logarithmic term

$$\Pi_{\text{high}}(Q^2) = \log(Q^2) \sum_{k=0}^{B-1} b_k (Q^2)^k + \sum_{l=0}^{C-1} c_l (Q^2)^l. \quad (3.13)$$

Here, the fit parameters are denoted b_k and c_l . The total vacuum polarisation function for each flavour is then obtained from

$$\Pi(Q^2) = (1 - \Theta(Q^2 - Q_{\text{match}}^2))\Pi_{\text{low}}(Q^2) + \Theta(Q^2 - Q_{\text{match}}^2)\Pi_{\text{high}}(Q^2) \quad (3.14)$$

with $\Theta(Q^2)$ denoting the Heaviside step function.

For the light and the strange quark contributions to $\Pi_{\mu\nu}^{\text{tot}}(Q)$ our standard fit is characterised by $M = 1$, $N = 2$, $B = 4$, and $C = 1$. An example fit for the vacuum polarisation for one of our lightest pion masses (B25.32t in table 1) is given in figure 1. Since the curvature of the vacuum polarisation function for the charm quark contribution is much smaller, more parameters are needed in the high-momentum domain in order to ensure smooth contact between the fit functions in the low and high momentum regions. Thus we employ for the charm quark contribution $M = 1$, $N = 2$, $B = 3$, and $C = 5$ in our standard fit. The effect of varying the number of terms has been checked and will be reported when discussing the systematic uncertainties of our calculation.

To minimise finite-size effects we have excluded the points with the lowest lattice momentum in the vacuum polarisation fits which due to the big uncertainty of these points has only a very mild influence on the fits. This has been suggested by a tree-level study showing that except for the lowest momentum point all other data points for different volumes fall on top of each other.

3.3 Vector meson mass fits

Since the ρ -meson mass will be needed in the chiral extrapolation as will be described below and since eq. (3.12) involves the masses and decay constants of the vector meson states, we determine these basic quantities from the same vector-vector correlators, i.e. using the vector currents as interpolating operators for the vector mesons. Employing the same bootstrap samples as in the vacuum polarisation fits, the uncertainties of the determination of the vector meson properties can be correctly propagated to a_{μ}^{hvp} . In fact, our way of chirally extrapolating the data to the physical point benefits from a cancellation of the error of the ρ -meson mass achieved in this way.

In principle, the vector mesons should be treated as resonances. However, due to angular momentum conservation the decay products, two pions in the case of the light quarks, can only be produced if the kinematical condition $m_V \geq 2\sqrt{m_{\text{PS}}^2 + \vec{p}^2}$ is satisfied with $\vec{p} \neq 0$. Since on the lattice with finite spatial extent L , the momenta are quantised,

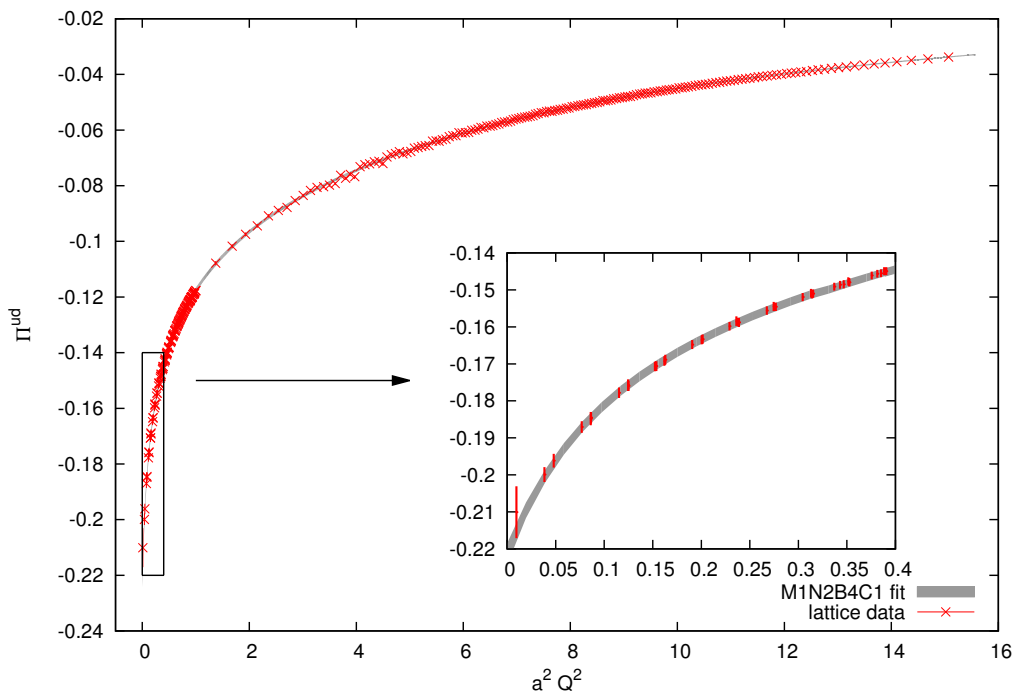


Figure 1. Unrenormalised vacuum polarisation function of the light quarks, $\Pi^{\text{ud}}(Q^2)$, for ensemble B25.32t (see table 1 for details).

the above condition becomes

$$m_V \geq 2\sqrt{m_{\text{PS}}^2 + \left(\frac{2\pi}{L}\right)^2}. \quad (3.15)$$

This condition is not fulfilled for all but one ensemble (D15.48 of table 1) where the vector meson mass m_V and the energy of the 2-pion state with non-zero momentum become consistent within errors. We nevertheless treat the lightest vector meson as a stable asymptotic state for all ensembles¹ and obtain the spectral information from the large-time behaviour of the correlator projected to zero momentum in order to utilise it in the vacuum polarisation fits, including also the error propagation to a_μ^{hvp} .

Following the analysis described in [23] we adopt

$$C(t) = \sum_{\vec{x}} \sum_{k=1}^3 \langle J_k^C(t, \vec{x}) J_k^C(0) \rangle \xrightarrow{t \rightarrow \infty} 3m_V f_V^2 e^{-m_V \frac{T}{2}} \cosh\left(\left(\frac{T}{2} - t\right) m_V\right) \quad (3.16)$$

for our correlated fits to extract m_V and f_V from it. The factor three arises from the polarisation sum of the vector meson. Likewise fits including $M - 1$ excited state contributions

¹We do not expect a significant effect of taking the resonance mass or the correlator mass in our analysis, since in the 2-flavour case a comparison between [22] and [4] gave consistent results.

are performed with

$$C(t; M) = \sum_{i=1}^M 3m_i f_i^2 e^{-m_i \frac{T}{2}} \cosh \left(\left(\frac{T}{2} - t \right) m_i \right) \quad (3.17)$$

in an appropriate fit range. The statistical uncertainties of the fit parameters are estimated using the bootstrap method.

For single-state fits the initial timeslice for the fit should be large enough such that the first excited state is sufficiently suppressed. The final fitting timeslice should be small enough to avoid the noisiest part of the correlator which is obtained from simple point sources in our calculation. Taking those restrictions into account we have selected fixed time ranges in physical units for the single-state fits by requiring the mean χ^2/dof for *all the ensembles* to be close to 1. To fit the ρ -meson properties our standard fit range is $0.7 \text{ fm} < t < 1.2 \text{ fm}$. For the $\bar{s}s$ -state we have chosen $0.9 \text{ fm} < t < 1.4 \text{ fm}$ and for the J/Ψ fits $1.2 \text{ fm} < t < 1.7 \text{ fm}$. In the appendix in table 4 and table 5 we list the results for m_V and f_V obtained with single-state fits in our standard fit ranges. For one value of the lattice spacing the results for the ρ -meson masses are also depicted in figure 2. For fits with $M = 2$ done to check systematic effects of choosing a MNBC fit function, we have used $0.3 \text{ fm} < t < 1.2 \text{ fm}$ in the light sector, $0.35 \text{ fm} < t < 1.4 \text{ fm}$ in the strange sector, and $0.4 \text{ fm} < t < 1.7 \text{ fm}$ in the charm sector. We include the systematic effect of choosing different ranges for fitting the vector meson properties in our total error budget which will be discussed below.

3.4 Chiral extrapolation of a_μ^{hvp}

As in [4, 5] we use the modified definition

$$a_\mu^{\text{hvp}} = \alpha^2 \int_0^\infty \frac{dQ^2}{Q^2} w \left(\frac{Q^2}{H^2} \frac{H_{\text{phys}}^2}{m_\mu^2} \right) \Pi_R(Q^2) \quad (3.18)$$

to determine a_μ^{hvp} with the same motivation as outlined there. H stands for some hadronic scale that can be determined at unphysical values of the pion mass m_{PS} . It is required to have a well-defined limit at the physical pion mass, m_π , denoted H_{phys} which has to be known from experimental measurements for example. With such a choice, by definition $a_\mu^{\text{hvp}} \rightarrow a_\mu^{\text{hvp}}$ when $H \rightarrow H_{\text{phys}}$.

Inspired by the observation that the ρ -meson gives the dominant contribution to a_μ^{hvp} , we have chosen $H = m_V$ in the following. Here, m_V denotes the ρ -meson mass for unphysical values of the light quark masses. As noted in ref. [4] the ρ -meson mass determined from the time-dependent correlator attains unphysically high values at unphysical values of the pion mass which cannot reliably be extrapolated to the physical point. This can also be seen for our $N_f = 2 + 1 + 1$ ensembles for one value of the lattice spacing in figure 2.

Also in the four-flavour case the condition that the ρ -meson mass attains its physical value when the pion mass does, seems to hold. Thus, as outlined in [4], choosing $H = m_V$ amounts to an absorption of a large part of the pion mass dependence of a_μ^{hvp} in the light

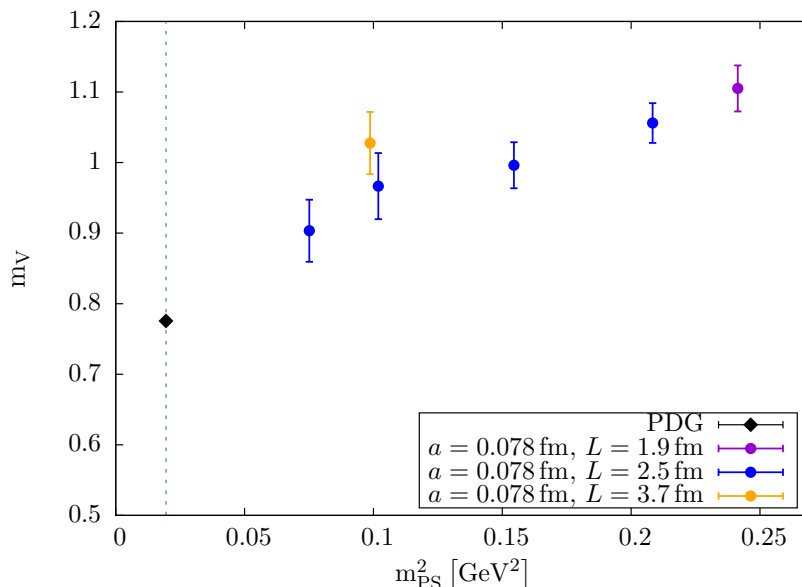


Figure 2. Mass of the ρ -vector meson as a function of the squared pion mass for the $\beta = 1.95$ ensembles (see table 1).

sector and to an effective redefinition of the muon mass on the lattice given by

$$m_{\bar{\mu}} = m_{\mu} \cdot \frac{H}{H_{\text{phys}}} . \quad (3.19)$$

Since we want to use a consistent definition of the so modified muon mass for all single-flavour contributions to a_{μ}^{hvp} , we also use the ρ -meson mass m_V to redefine a_{μ}^{hvp} for the strange and the charm quarks.

It is interesting to note that in this way we introduce a non-linear pion mass dependence for the heavy flavour contributions. This is in contrast to the standard definition in eq. (2.5) where the pion mass dependence of $a_{\mu,s}^{\text{hvp}}$ and $a_{\mu,c}^{\text{hvp}}$ is rather flat. However, since the heavy flavours constitute only a small fraction of the total a_{μ}^{hvp} , the net effect of the modified definition of a_{μ}^{hvp} on the lattice is that the total a_{μ}^{hvp} still exhibits a flat pion mass dependence.

4 Results

4.1 The light quark contribution, $a_{\mu,\text{ud}}^{\text{hvp}}$

Considering only the light currents, for which the sea quark action is identical to the valence action, provides the contribution of the up and down quarks to the total a_{μ}^{hvp} . The pion mass dependence of this light quark portion is shown in figure 3. Here we utilise our lattice redefinition $a_{\mu,\text{ud}}^{\text{hvp}}$, i.e. eq. (3.18) with $H = m_V$. This allows for a linear extrapolation in the squared pion mass, m_{PS}^2 (broken black line with light grey error-band). A quadratic fit to the data (green solid line with dark grey error-band) gives almost the same value with a bigger uncertainty at the physical point.

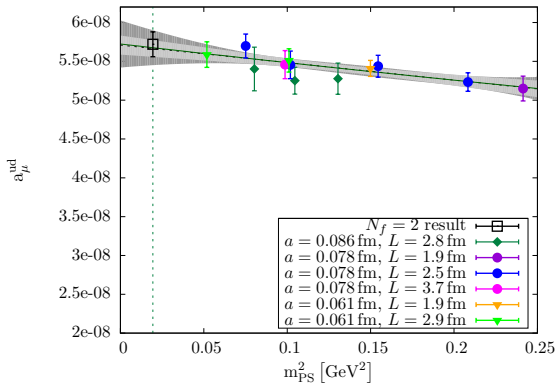


Figure 3. Light-quark contribution to a_{μ}^{hvp} on $N_f = 2 + 1 + 1$ sea.

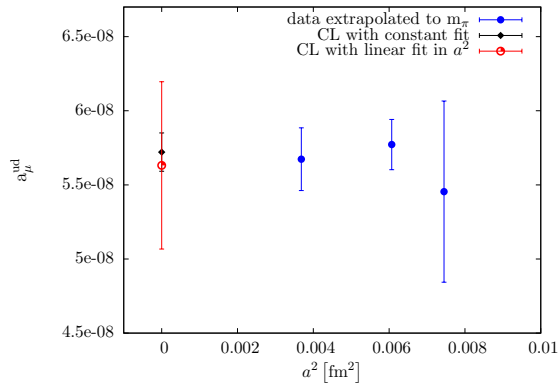


Figure 4. Continuum extrapolation of a_{μ}^{light} .

The value at the physical point obtained by the linear fit can be compared to the value obtained with only two dynamical quark flavours from our earlier lattice QCD analysis [4]

$$\begin{aligned} a_{\mu,\text{ud}}^{\text{hvp}} &= 5.67(11) \cdot 10^{-8} \quad (N_f = 2 + 1 + 1) \\ a_{\mu,\text{ud}}^{\text{hvp}} &= 5.72(16) \cdot 10^{-8} \quad (N_f = 2) \end{aligned} \quad (4.1)$$

yielding fully compatible results. The difference between the error of the two results is that the $N_f = 2 + 1 + 1$ uncertainty given above is only of statistical nature whereas the $N_f = 2$ value involves an estimate of systematic effects. The above result has been obtained by fitting all data from the ensembles listed in table 1 simultaneously as the present quality of our data does not allow to discriminate lattice artefacts in the light sector. This is shown in figure 4. Here, we have first extrapolated $a_{\mu,\text{ud}}^{\text{hvp}}$ linearly to the physical point fixing the value of the lattice spacing. The figure shows that all chirally extrapolated values agree within the errorbars. We can therefore use a constant extrapolation to zero lattice spacing giving $a_{\mu,\text{ud}}^{\text{hvp}} = 5.72(13) \cdot 10^{-8}$ which is compatible with the result quoted in eq. (4.1). We also performed a combined fit in m_{PS}^2 and a^2 to all the data in figure 3 yielding a coefficient of the a^2 -term compatible with zero. Hence, for the present level of precision of our data, $a_{\mu,\text{ud}}^{\text{hvp}}$ does not show any significant lattice spacing artefacts.

4.2 The three-flavour contribution, $a_{\mu,\text{uds}}^{\text{hvp}}$

For the three-flavour contribution we use again $H = m_V$ as the hadronic scale in order to have a consistent redefinition of the muon mass on the lattice. It turns out that this leads to larger statistical uncertainties for the strange quark contribution than employing the standard definition of $a_{\mu,s}^{\text{hvp}}$. In addition, the dependence of $a_{\mu,s}^{\text{hvp}}$ on the squared pion mass appears to be non-linear. However, since the light quark contribution constitutes by far the largest part of a_{μ}^{hvp} , we still obtain a mild pion mass dependence for $a_{\mu,\text{uds}}^{\text{hvp}}$ as can be seen when looking at the twisted mass points (upper set of data points with filled symbols) in figure 5.

In this figure we also include data obtained with different fermion actions naturally possessing differing cut-off effects from the literature. The orange downward triangles are

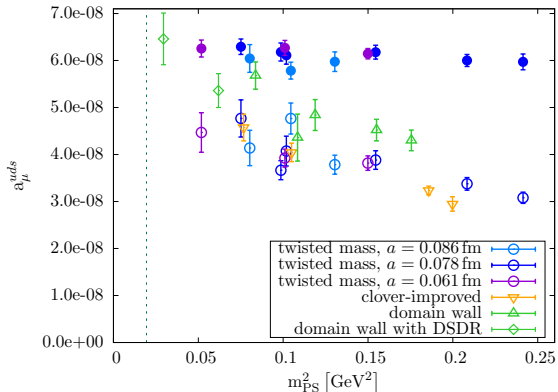


Figure 5. Comparison of three-flavour contribution to a_μ^{hvp} obtained with different fermion actions.

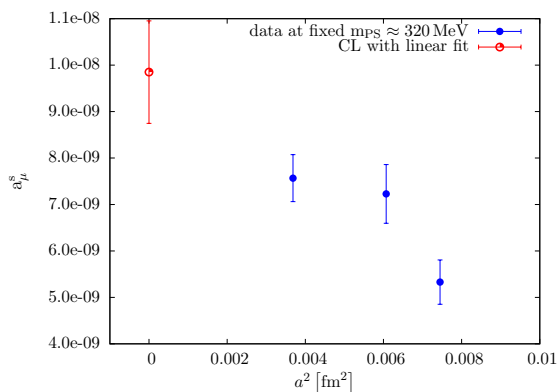


Figure 6. Continuum extrapolation of $a_{\mu,s}^{\text{hvp}}$ at $m_{\text{PS}} \approx 320 \text{ MeV}$.

from [24] using clover-improved Wilson fermions with two dynamical light and a quenched strange quark. The green upward triangles and diamonds have been computed with $N_f = 2 + 1$ dynamical domain wall fermions [25]. These results from the other groups employ the standard definition for a_μ^{hvp} given in eq. (2.5). We therefore add also twisted mass points obtained with the standard definition (lower set of twisted mass points with open symbols). We find an overall agreement between the different lattice determinations for the raw data of $a_{\mu,\text{uds}}^{\text{hvp}}$ when the standard definition is used. Besides the aforementioned cut-off effects, slight differences can also originate from utilising different conditions to determine the strange quark mass used for computing the strange quark contribution to a_μ^{hvp} . It is clear from figure 5 that the improved definition of a_μ^{hvp} leads to a smooth and linear extrapolation to the physical point. In contrast, the standard definition of a_μ^{hvp} needs a more complicated extrapolation resulting in a larger uncertainty.

Since the strange quark is heavier than the light quarks, the size of lattice artefacts can be significantly enhanced for the strange quark contribution. In fact, if we take lattice artefacts into account performing a combined fit in m_{PS}^2 and a^2 , we find a non-zero value for the coefficient of the a^2 -term. The presence of lattice artefacts can also be seen when looking at the lattice spacing dependence of $a_{\mu,s}^{\text{hvp}}$ at a fixed pion mass of about 320 MeV as shown in figure 6. Here, we clearly see that the limit $a \rightarrow 0$ can no longer be obtained by a constant extrapolation.

As a result of this observation it is clear that we have to take an a^2 -term into account when we discuss the continuum and chiral extrapolation of $a_{\mu,\text{uds}}^{\text{hvp}}$. We therefore use the following fit function to obtain $a_{\mu,\text{uds}}^{\text{hvp}}$ at the physical point

$$a_\mu(m_{\text{PS}}, a) = A + B m_{\text{PS}}^2 + C a^2 \tag{4.2}$$

with A, B, C denoting the free parameters of the fit. The value resulting from this fit at $m_{\text{PS}} = m_\pi$ and zero lattice spacing is represented in figure 7 by the red triangle slightly displaced from the physical point in order to facilitate the comparison with the phenomenological result. The dashed lines represent $a_{\mu,\text{uds}}^{\text{hvp}}(m_{\text{PS}}, a)$ at fixed values of the lattice spacing

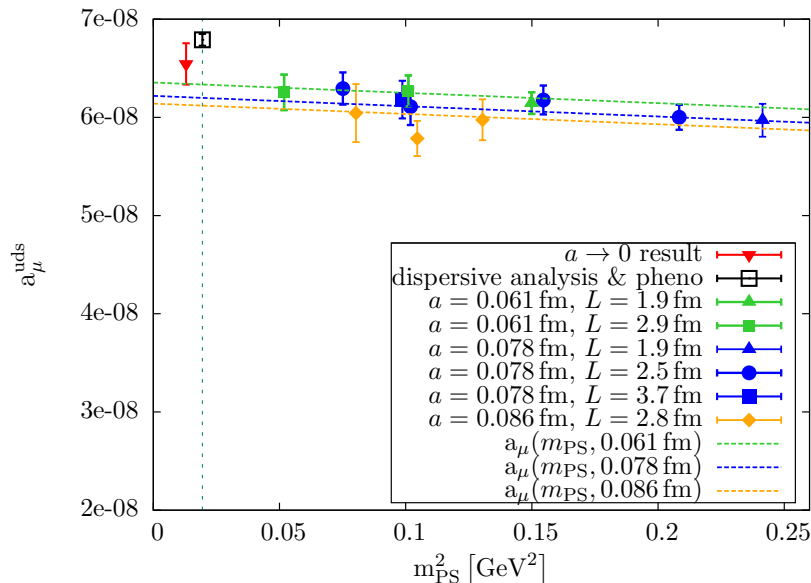


Figure 7. Three-flavour contribution to a_μ^{hvp} . The phenomenological value is extracted from [26] assuming quark-hadron duality.

as indicated by the colours. We have checked in addition that performing chiral and continuum limit extrapolations independently yields a compatible result with the one obtained from the combined fit.

In order to compare our three-flavour value to a result from a dispersive analysis, we need to disentangle the quark flavours. To this end, we have to reweight the total a_μ^{hvp} . There are different possibilities to carry out such a reweighting. We have decided to reweight the values given in [26] by the charges of the active flavours. This approach is based on the assumption of quark-hadron duality. Given the ambiguity of such an approach we indicate by the abbreviation “pheno” that a certain phenomenological analysis has been employed. Comparing our lattice result with this phenomenological extraction method leads to

$$\begin{aligned}
 a_{\mu,\text{uds}}^{\text{hvp}} &= 6.55(21) \cdot 10^{-8} \quad (N_f = 2 + 1 + 1) \\
 a_{\mu,\text{uds}}^{\text{hvp}} &= 6.79(05) \cdot 10^{-8} \quad (\text{pheno})
 \end{aligned}
 \tag{4.3}$$

where we find, at least within the errors, an agreement. Given the fact that our phenomenological value is certainly afflicted by an unknown systematic error, we consider it reassuring that our lattice QCD analysis can reproduce the phenomenological value at this level of accuracy. As mentioned in the introduction, this ambiguity in the comparison of lattice results and those utilising the dispersion relation can be removed by the inclusion of the charm quark in the calculation which we want to report on next.

4.3 The four-flavour contribution, a_μ^{hvp}

Adding the charm quark contribution according to eq. (3.18) again using $H = m_V$ we are able to directly compare to experimental values and those from different dispersive analyses. Since the charm quark is even heavier than the strange quark, we again use a

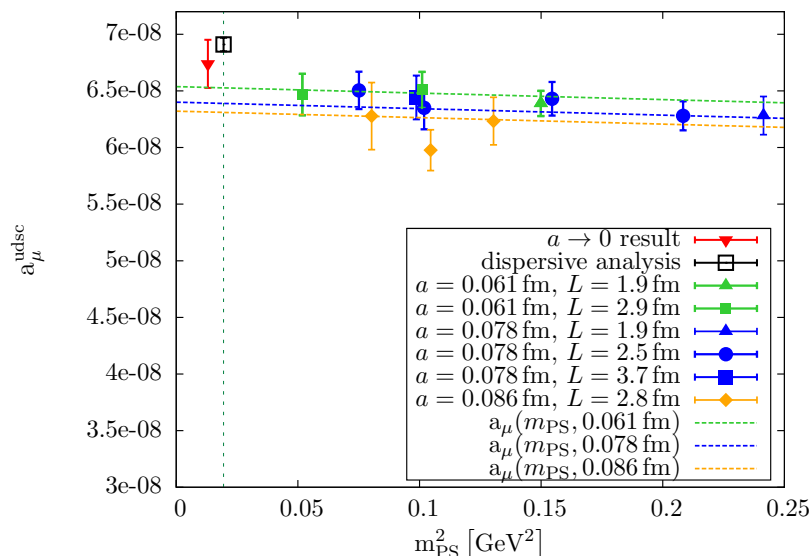


Figure 8. $N_f = 2 + 1 + 1$ result for a_μ^{hvp} .

combined fit involving an m_{PS}^2 - and an a^2 -term of the form stated in eq. (4.2). In this way, we arrive at the picture shown in figure 8. Here, our result obtained in the continuum limit and at a physical value of the pion mass, represented by the red triangle, can now be unambiguously confronted with the corresponding one from a dispersive analysis [26]:

$$\begin{aligned} a_\mu^{\text{hvp}} &= 6.74(21) \cdot 10^{-8} \quad (N_f = 2 + 1 + 1) \\ a_\mu^{\text{hvp}} &= 6.91(05) \cdot 10^{-8} \quad (\text{dispersive analysis}) . \end{aligned} \quad (4.4)$$

Comparing the value of the total a_μ^{hvp} now a convincing agreement between the two ways of determining this important quantity is found. However, it needs to be noted that at this point our result from twisted mass lattice QCD has a significantly larger error than the one from the dispersive analysis.

Our result also agrees with the value $a_\mu^{\text{hvp}} = 6.76 \cdot 10^{-8}$ obtained for five flavours with the help of Dyson-Schwinger equations in [27], where the systematic uncertainty of this number has been estimated to be about 10%.

4.4 Systematic effects

Systematic effects play a very important role in any lattice calculation and need to be controlled. We therefore provide in this section a comprehensive discussion of the various systematic uncertainties appearing in our calculation.

- *Finite-size effects*

The systematic uncertainty of finite-size effects appears to be small in our computation. The ensembles employed for our result in eq. (4.4) feature values of $3.35 < m_{\text{PS}} L < 5.93$. Restricting our data to the condition $m_{\text{PS}} L > 3.8$ yields a total

$$a_\mu^{\text{hvp}} = 6.73(25) \cdot 10^{-8}$$

Ensemble	$(\frac{L}{a})^3 \cdot \frac{T}{a}$	$a_{\mu,ud}^{\text{hvp}}$	a_{μ}^{hvp}
B35.32	$32^3 \times 64$	$5.45(18) \cdot 10^{-8}$	$6.35(19) \cdot 10^{-8}$
B35.48	$48^3 \times 96$	$5.46(18) \cdot 10^{-8}$	$6.44(19) \cdot 10^{-8}$

Table 2. Comparison of light-quark contribution to a_{μ}^{hvp} and total a_{μ}^{hvp} from ensembles of different volumes. See table 1 for a description of the ensembles used here.

after combined continuum and chiral extrapolation which is fully compatible with the value quoted in eq. (4.4).

Furthermore, there exist ensembles to explicitly check the volume dependence of a_{μ}^{hvp} for a pion mass of about 320 MeV. For the B35 ensembles (see table 1) we have two different volumes ($32^3 \times 64$ and $48^3 \times 96$) at our disposal. A comparison is given in table 2.

We conclude that finite size effects are negligible compared to our statistical error and we therefore do not take them as a systematic error into account.

- *Chiral extrapolation*

Also the systematic uncertainty of the chiral extrapolation is small. The ensembles utilised to arrive at the result given in eq. (4.4) have values of $227 \text{ MeV} < m_{\text{PS}} < 491 \text{ MeV}$. Restricting our data to the condition $m_{\text{PS}} < 400 \text{ MeV}$ yields the value

$$a_{\mu}^{\text{hvp}} = 6.76(26) \cdot 10^{-8}$$

after combined continuum and chiral extrapolation which is fully compatible with the result quoted in eq. (4.4). Hence, we do not assign a systematic uncertainty of our way of extrapolating to the physical point.

- *Fit ranges of the vector meson fits*

The vector meson properties play an important role in our analysis of the vacuum polarisation function. In order to estimate the systematic effect of determining the vector meson masses and decay constants we have varied the fit ranges of the single-state vector meson fits by a) 0.1 fm to the left, b) 0.1 fm to the right, and c) 0.1 fm to the left and to the right.

With this procedure, we do not find any significant differences in the values for $a_{\mu,s}^{\text{hvp}}$ and $a_{\mu,c}^{\text{hvp}}$. For the light quark contribution we find a systematic shift due to excited state contaminations when including time slices corresponding to a shift of 0.1 fm to the left of our standard fit range. This can be seen in figure 9.

Taking half the difference of $a_{\mu,ud}^{\text{hvp}}$ values obtained after fitting the ρ -meson in the fit ranges $[0.6 \text{ fm}, 1.2 \text{ fm}]$ and $[0.7 \text{ fm}, 1.2 \text{ fm}]$, we obtain a systematic uncertainty from the choice of fit range for the vector mesons of

$$\Delta_V = 0.13 \cdot 10^{-8} . \tag{4.5}$$

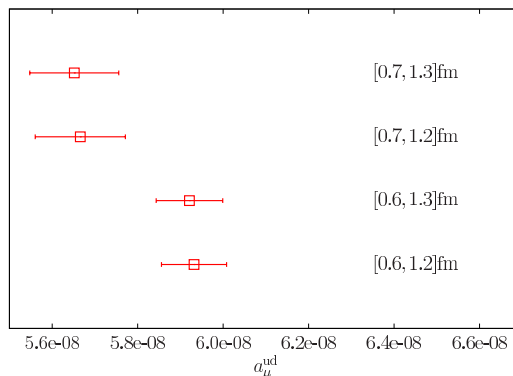


Figure 9. Comparison of the effect of choosing different fit ranges on $a_{\mu,\text{ud}}^{\text{hvp}}$ extrapolated linearly to the physical pion mass. The standard fit range is [0.7 fm, 1.2 fm].

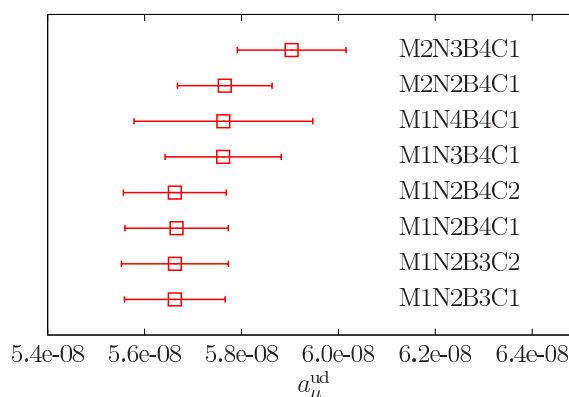


Figure 10. Comparison of the effect of different M, N, B, C values on $a_{\mu,\text{ud}}^{\text{hvp}}$ extrapolated linearly to the physical pion mass. The standard fit is M1N2B4C1.

- *Fit function*

For our MNBC fit functions presented in section 3.2 different values of M, N, B , and C have been tested with the result that changing B and C does not have noticeable effects as long as a smooth matching between the low-momentum and the high-momentum fit functions is ensured. For the strange and the charm quark contributions to a_{μ}^{hvp} even choosing different combinations of $M \in 1, 2$ and $N \in 2, 3, 4$ does not result in systematic differences. However, we do see systematic effects when varying M and N for the light quark contribution. This is shown in figure 10.

Thus for the choice of the light quark fit function we take half the difference of the extrapolated M1N2B4C1 and M2N3B4C1 results as estimate of the systematic uncertainty of choosing values for M, N, B , and C :

$$\Delta_{MNBC} = 0.12 \cdot 10^{-8} . \tag{4.6}$$

Additionally, we have checked that varying the matching momentum between 1 GeV^2 and 3 GeV^2 gives compatible results for a_{μ}^{hvp} as long as the transition between the fit functions in the low- and high-momentum regions is smooth. Another criterion has

been that the coefficients of the fit polynomial in the high-momentum region, where more data is available, do not influence the coefficients of the fit polynomial in the low-momentum region. Applying these criteria all choices of different functions to combine the two momentum regions have not resulted in significant differences in the final values for a_μ^{hvp} compared to the Heaviside step function that we have used for our quoted result.

In [10] it was suggested to utilise so-called correlated [1,1] Padé approximants to fit the vacuum polarisation function in the low momentum region. We tried such fits using an upper integration scale of 1.5 GeV^2 . Compared to our standard M1N2 fit, with the same upper integration limit, we obtain compatible results for the light $a_{\mu,\text{ud}}^{\text{hvp}}$ employing the standard definition of eq. (2.5). Performing Padé fits for the redefinition in eq. (3.18) using $H = m_V$ determined from the vector meson two-point function we, however, observe a larger error than from our M1N2 fits. This is caused by the fact that for the Padé fits the pole is fitted simultaneously and not taken as an external input parameter and thus the favourable error cancellation between the pole and the vector meson mass which holds for the M1N2 fits for the redefinition of eq. (3.18) with $H = m_V$ does not occur. In fact, we find that fitting the vacuum polarisation function by the Padé ansatz the values of $a_{\mu,\text{ud}}^{\text{hvp}}$ obtained with the redefinition show up to three times larger uncertainties.

- *OS matching uncertainties*

Since we use the OS action in the strange and charm quark sector, different values for the corresponding quark masses could be used which, however, have to lead to the physical values of the Kaon and D-meson masses in the continuum and chiral limit. Varying the strange and charm quark masses within the uncertainties given for $a\mu_s$ and $a\mu_c$ in section 3.1 has been found to be negligible. Likewise changing μ_s to the value obtained from directly matching with the physical kaon mass gives a compatible result. The same is true when using the μ_s and μ_c values procured when allowing for a^2 -effects in the fit function employed in the matching.

- *Different strange and charm sea quark masses*

Additionally to the choice of valence quark masses, our result might be influenced by sea quark masses which for some of the ensembles have not been tuned to their correct physical values. For details see [8]. By changing the mass splitting parameter μ_δ of the twisted mass action for a non-degenerate fermion doublet eq. (3.3) for the ensemble with the biggest deviation from the physical strange quark mass, ETMC has generated an ensemble in which both heavy quark masses are compatible with their physical values. The new ensemble is called A100.24s whereas the old one is A100.24, sharing apart from μ_δ the same parameters. They have both been tuned to maximal twist and possess a pion mass of about 500 MeV and a space-time volume in units of the lattice spacing of $24^3 \times 48$. Due to the large pion mass they are not included in the rest of our analysis. Using the same matching condition for the OS valence quarks, we arrive at consistent values for the single-flavour contributions to

Ensemble	$a_{\mu,ud}^{\text{hvp}}$	$a_{\mu,s}^{\text{hvp}}$	$a_{\mu,c}^{\text{hvp}}$	a_{μ}^{hvp}
A100.24	$5.18(18) \cdot 10^{-8}$	$8.25(59) \cdot 10^{-9}$	$3.16(24) \cdot 10^{-9}$	$6.32(19) \cdot 10^{-8}$
A100.24s	$5.32(18) \cdot 10^{-8}$	$8.87(55) \cdot 10^{-9}$	$3.16(22) \cdot 10^{-9}$	$6.52(19) \cdot 10^{-8}$

Table 3. Comparison of single-flavour contributions and total a_{μ}^{hvp} from ensembles having different strange and charm sea quark masses.

a_{μ}^{hvp} as can be seen in table 3. Hence, we conclude that the impact of different sea quark masses in the heavy sector on a_{μ}^{hvp} is negligible.

- *Disconnected contributions*

This is a systematic effect we can currently not adequately quantify. There are, however, several reasons for assuming that the disconnected contributions are small. First of all, a dedicated study in the 2-flavour case has revealed them to be compatible with zero [4]. Note, however, that in refs. [28, 29] the impact of disconnected contributions has been estimated to be -10% , at least in the energy range $2m_{\pi} < q < 3m_{\pi}$. Secondly, in the SU(3) flavour limit they are identically zero due to charge cancellation. Thirdly, the disconnected contribution arising from the charm quark has been computed in perturbation theory and shown to be suppressed by a factor $\left(\frac{q^2}{4m_c^2}\right)^4$ [30], where q^2 is the relevant energy scale of the problem, i.e. 0.003 GeV^2 .

5 Conclusions

In this paper, we have performed a first calculation of the four-flavour leading-order QCD contribution to the muon anomalous magnetic moment. Such a four-flavour computation has the invaluable advantage that a direct comparison to a phenomenological extraction of this quantity can be achieved without any ambiguity when discriminating the different flavour contributions which appears unavoidably in a two- or three-flavour comparison.

In our work we found that also for the four-flavour situation considered here, the improved method of ref. [4] leads to a smooth and well-controlled chiral extrapolation of a_{μ}^{hvp} . In addition to the chiral extrapolation, we performed a comprehensive analysis of systematic effects, such as finite lattice spacing and finite volume artefacts, excited state contaminations in the vector meson mass determination, different choices of the vacuum polarisation fitting function, and different choices of valence and sea strange and charm quark masses. From this set of systematic effects only the different choices of the fitting functions and excited state contaminations of the vector states lead to significant systematic uncertainties which we include in our final error estimate.

As our main result we provide a comparison to a dispersive analysis [26]:

$$\begin{aligned}
 a_{\mu}^{\text{hvp}} &= 6.74(21)(18) \cdot 10^{-8} \quad (N_f = 2 + 1 + 1) \\
 a_{\mu}^{\text{hvp}} &= 6.91(01)(05) \cdot 10^{-8} \quad (\text{dispersive analysis}) .
 \end{aligned}
 \tag{5.1}$$

In figure 11 we also compare the outcome of our first-principle computation with a summary of other results obtained utilising the dispersion relation. Although our lattice QCD

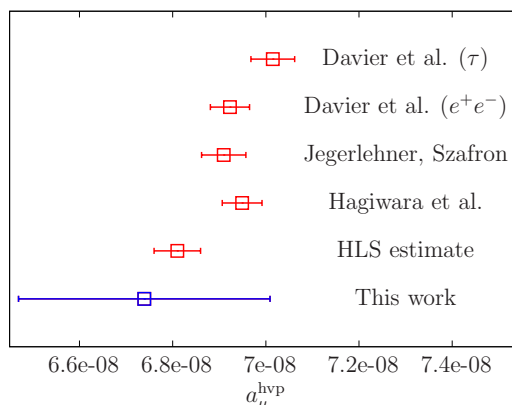


Figure 11. Comparison of our first four-flavour lattice result of a_μ^{hvp} with different results based on dispersion relations: Davier et al. [31], Jegerlehner and Szafron [32], Hagiwara et al. [33], and HLS [34].

determination of a_μ^{hvp} shows an overall agreement with phenomenology, the lattice QCD result has clearly a significantly larger error being, however, already at the same order of magnitude.

A substantial step forward to improve the lattice determination will be computations directly at the physical value of the pion mass. Such simulations, in combination with a significantly increased statistics including also isospin breaking and electromagnetic effects have the potential to reach or even beat the error from a dispersive analysis. In addition, results from lattice QCD will only rely on QCD alone and hence can provide a stringent test of the standard model. This opens the exciting possibility to eventually clarify whether the present discrepancy for the muon anomalous magnetic moment is indeed a sign of new physics.

Acknowledgments

We thank the European Twisted Mass Collaboration (ETMC) for generating the gauge field ensembles used in this work and Andreas Ammon for providing us with the information of the matching K- and D-meson masses in the mixed-action setup with their physical values. Special thanks goes to Elena Garcia-Ramos and Krzysztof Cichy for enlightening discussions concerning the $\mathcal{O}(a)$ improvement. This work has been supported in part by the DFG Corroborative Research Center SFB/TR9. G.H. gratefully acknowledges the support of the German Academic National Foundation (Studienstiftung des deutschen Volkes e.V.) and of the DFG-funded Graduate School GK 1504. K.J. was supported in part by the Cyprus Research Promotion Foundation under contract ΙΠΟΣΕΛΚΥΣΗ/ΕΜΠΕΙΡΟΣ/0311/16. This manuscript has been coauthored by Jefferson Science Associates, LLC under Contract No. DE-AC05-06OR23177 with the U.S. Department of Energy. The numerical computations have been performed on the *SGI system HLRN-II* at the HLRN Supercomputing Service Berlin-Hannover, FZJ/GCS, BG/P, and BG/Q at FZ-Jülich.

A Data

Ensemble	f_ρ [GeV]	m_ρ [GeV]	χ^2/dof	$f_{s\bar{s}}$ [GeV]	$m_{s\bar{s}}$ [GeV]	χ^2/dof
D15.48	0.263(17)	0.933(55)	1.01	0.289(08)	1.129(14)	1.06
D30.48	0.279(12)	0.998(34)	0.21	0.291(10)	1.132(16)	0.79
D45.32sc	0.279(09)	1.003(27)	0.52	0.273(06)	1.112(13)	1.06
B25.32t	0.261(14)	0.903(44)	1.23	0.268(12)	1.112(21)	0.88
B35.32	0.269(15)	0.967(47)	0.47	0.271(09)	1.129(19)	1.28
B35.48	0.288(16)	1.028(44)	1.13	0.286(18)	1.156(35)	1.77
B55.32	0.278(11)	0.996(33)	1.81	0.294(10)	1.144(17)	0.10
B75.32	0.289(10)	1.056(28)	1.02	0.285(15)	1.154(26)	0.15
A30.32	0.264(25)	0.954(68)	1.18	0.284(14)	1.149(27)	1.16
A40.32	0.238(13)	0.863(39)	0.81	0.278(12)	1.135(20)	1.55
A50.32	0.271(16)	0.992(42)	1.50	0.268(12)	1.117(22)	1.08

Table 4. ρ - and ϕ -meson masses and decay constants obtained from correlator fits outlined in section 3.3.

Ensemble	$f_{J/\Psi}$ [GeV]	$m_{J/\Psi}$ [GeV]	χ^2/dof
D15.48	0.439(07)	3.079(05)	0.99
D30.48	0.435(06)	3.078(04)	0.44
D45.32sc	0.429(05)	3.070(03)	0.83
B25.32t	0.443(08)	3.057(05)	0.66
B35.32	0.437(08)	3.051(05)	0.95
B35.48	0.412(11)	3.035(08)	1.45
B55.32	0.446(09)	3.053(06)	1.63
B75.32	0.447(12)	3.065(08)	0.93
A30.32	0.438(09)	3.039(06)	2.42
A40.32	0.436(10)	3.041(06)	0.37
A50.32	0.453(09)	3.051(06)	1.50

Table 5. J/Ψ masses and decay constants obtained from correlator fits outlined in section 3.3.

Ensemble	$a_{\mu,ud}^{\text{hvp}}$	$a_{\mu,s}^{\text{hvp}}$	$a_{\mu,c}^{\text{hvp}}$	a_{μ}^{hvp}
D15.48	$5.59(16) \cdot 10^{-8}$	$6.68(75) \cdot 10^{-9}$	$2.13(25) \cdot 10^{-9}$	$6.47(18) \cdot 10^{-8}$
D30.48	$5.51(15) \cdot 10^{-8}$	$7.57(51) \cdot 10^{-9}$	$2.40(16) \cdot 10^{-9}$	$6.51(16) \cdot 10^{-8}$
D45.32sc	$5.41(10) \cdot 10^{-8}$	$7.36(40) \cdot 10^{-9}$	$2.43(13) \cdot 10^{-9}$	$6.39(11) \cdot 10^{-8}$
B25.32t	$5.70(60) \cdot 10^{-8}$	$5.96(56) \cdot 10^{-9}$	$2.12(21) \cdot 10^{-9}$	$6.50(17) \cdot 10^{-8}$
B35.32	$5.45(18) \cdot 10^{-8}$	$6.55(62) \cdot 10^{-9}$	$2.41(23) \cdot 10^{-9}$	$6.35(19) \cdot 10^{-8}$
B35.48	$5.46(18) \cdot 10^{-8}$	$7.23(63) \cdot 10^{-9}$	$2.61(23) \cdot 10^{-9}$	$6.44(19) \cdot 10^{-8}$
B55.32	$5.44(14) \cdot 10^{-8}$	$7.40(44) \cdot 10^{-9}$	$2.53(17) \cdot 10^{-9}$	$6.43(15) \cdot 10^{-8}$
B75.32	$5.23(12) \cdot 10^{-8}$	$7.67(45) \cdot 10^{-9}$	$2.79(16) \cdot 10^{-9}$	$6.28(13) \cdot 10^{-8}$
B85.24	$5.15(16) \cdot 10^{-8}$	$8.21(51) \cdot 10^{-9}$	$3.11(18) \cdot 10^{-9}$	$6.28(17) \cdot 10^{-8}$
A30.32	$5.40(28) \cdot 10^{-8}$	$6.42(89) \cdot 10^{-9}$	$2.34(34) \cdot 10^{-9}$	$6.28(30) \cdot 10^{-8}$
A40.32	$5.25(17) \cdot 10^{-8}$	$5.33(48) \cdot 10^{-9}$	$1.92(18) \cdot 10^{-9}$	$5.98(18) \cdot 10^{-8}$
A50.32	$5.28(20) \cdot 10^{-8}$	$6.98(58) \cdot 10^{-9}$	$2.58(22) \cdot 10^{-9}$	$6.23(21) \cdot 10^{-8}$

Table 6. Values for single-flavour contributions as well as total a_{μ}^{hvp} obtained in our calculation.

Open Access. This article is distributed under the terms of the Creative Commons Attribution License ([CC-BY 4.0](https://creativecommons.org/licenses/by/4.0/)), which permits any use, distribution and reproduction in any medium, provided the original author(s) and source are credited.

References

- [1] MUON G-2 collaboration, G. Bennett et al., *Final Report of the Muon E821 Anomalous Magnetic Moment Measurement at BNL*, *Phys. Rev. D* **73** (2006) 072003 [[hep-ex/0602035](https://arxiv.org/abs/hep-ex/0602035)] [[INSPIRE](https://arxiv.org/abs/hep-ex/0602035)].
- [2] B.L. Roberts, *Status of the Fermilab Muon ($g-2$) Experiment*, *Chin. Phys. C* **34** (2010) 741 [[arXiv:1001.2898](https://arxiv.org/abs/1001.2898)] [[INSPIRE](https://arxiv.org/abs/1001.2898)].
- [3] F. Jegerlehner and A. Nyffeler, *The Muon $g-2$* , *Phys. Rept.* **477** (2009) 1 [[arXiv:0902.3360](https://arxiv.org/abs/0902.3360)] [[INSPIRE](https://arxiv.org/abs/0902.3360)].
- [4] X. Feng, K. Jansen, M. Petschlies and D.B. Renner, *Two-flavor QCD correction to lepton magnetic moments at leading-order in the electromagnetic coupling*, *Phys. Rev. Lett.* **107** (2011) 081802 [[arXiv:1103.4818](https://arxiv.org/abs/1103.4818)] [[INSPIRE](https://arxiv.org/abs/1103.4818)].
- [5] D.B. Renner, X. Feng, K. Jansen and M. Petschlies, *Nonperturbative QCD corrections to electroweak observables*, *PoS(LATTICE 2011)022* [[arXiv:1206.3113](https://arxiv.org/abs/1206.3113)] [[INSPIRE](https://arxiv.org/abs/1206.3113)].
- [6] S. Bodenstein, C. Dominguez and K. Schilcher, *Hadronic contribution to the muon $g-2$: A Theoretical determination*, *Phys. Rev. D* **85** (2012) 014029 [[arXiv:1106.0427](https://arxiv.org/abs/1106.0427)] [[INSPIRE](https://arxiv.org/abs/1106.0427)].
- [7] J. Prades, E. de Rafael and A. Vainshtein, *Hadronic Light-by-Light Scattering Contribution to the Muon Anomalous Magnetic Moment*, [arXiv:0901.0306](https://arxiv.org/abs/0901.0306) [[INSPIRE](https://arxiv.org/abs/0901.0306)].
- [8] ETM collaboration, R. Baron et al., *Light hadrons from lattice QCD with light (u,d), strange and charm dynamical quarks*, *JHEP* **06** (2010) 111 [[arXiv:1004.5284](https://arxiv.org/abs/1004.5284)] [[INSPIRE](https://arxiv.org/abs/1004.5284)].

- [9] EUROPEAN TWISTED MASS collaboration, R. Baron et al., *Computing K and D meson masses with $N_f = 2+1+1$ twisted mass lattice QCD*, *Comput. Phys. Commun.* **182** (2011) 299 [[arXiv:1005.2042](#)] [[INSPIRE](#)].
- [10] C. Aubin, T. Blum, M. Golterman and S. Peris, *Model-independent parametrization of the hadronic vacuum polarization and $g-2$ for the muon on the lattice*, *Phys. Rev. D* **86** (2012) 054509 [[arXiv:1205.3695](#)] [[INSPIRE](#)].
- [11] E. de Rafael, *Hadronic contributions to the muon $g-2$ and low-energy QCD*, *Phys. Lett. B* **322** (1994) 239 [[hep-ph/9311316](#)] [[INSPIRE](#)].
- [12] T. Blum, *Lattice calculation of the lowest order hadronic contribution to the muon anomalous magnetic moment*, *Phys. Rev. Lett.* **91** (2003) 052001 [[hep-lat/0212018](#)] [[INSPIRE](#)].
- [13] Y. Iwasaki, *Renormalization Group Analysis of Lattice Theories and Improved Lattice Action: Two-Dimensional Nonlinear $O(N)$ σ -model*, *Nucl. Phys. B* **258** (1985) 141 [[INSPIRE](#)].
- [14] R. Frezzotti and G. Rossi, *Chirally improving Wilson fermions. 1. $O(a)$ improvement*, *JHEP* **08** (2004) 007 [[hep-lat/0306014](#)] [[INSPIRE](#)].
- [15] R. Frezzotti and G. Rossi, *Twisted mass lattice QCD with mass nondegenerate quarks*, *Nucl. Phys. Proc. Suppl.* **128** (2004) 193 [[hep-lat/0311008](#)] [[INSPIRE](#)].
- [16] ETM collaboration, R. Baron et al., *Light hadrons from $N_f = 2 + 1 + 1$ dynamical twisted mass fermions*, *PoS(LATTICE 2010)123* [[arXiv:1101.0518](#)] [[INSPIRE](#)].
- [17] K. Osterwalder and E. Seiler, *Gauge Field Theories on the Lattice*, *Annals Phys.* **110** (1978) 440 [[INSPIRE](#)].
- [18] R. Frezzotti and G. Rossi, *Chirally improving Wilson fermions. II. Four-quark operators*, *JHEP* **10** (2004) 070 [[hep-lat/0407002](#)] [[INSPIRE](#)].
- [19] K. Cichy, E. Garcia-Ramos, K. Jansen and A. Shindler, *Computation of the chiral condensate using $N_f = 2$ and $N_f = 2 + 1 + 1$ dynamical flavors of twisted mass fermions*, *PoS(LATTICE 2013)128* [[arXiv:1312.3534](#)] [[INSPIRE](#)].
- [20] K. Cichy, E. Garcia-Ramos, K. Jansen and A. Shindler, *Topological susceptibility from twisted mass fermions using spectral projectors*, *PoS(LATTICE 2013)129* [[arXiv:1312.3535](#)] [[INSPIRE](#)].
- [21] F. Burger et al., in preparation.
- [22] X. Feng, K. Jansen and D.B. Renner, *Resonance Parameters of the rho-Meson from Lattice QCD*, *Phys. Rev. D* **83** (2011) 094505 [[arXiv:1011.5288](#)] [[INSPIRE](#)].
- [23] ETM collaboration, K. Jansen, C. McNeile, C. Michael and C. Urbach, *Meson masses and decay constants from unquenched lattice QCD*, *Phys. Rev. D* **80** (2009) 054510 [[arXiv:0906.4720](#)] [[INSPIRE](#)].
- [24] M. Della Morte, B. Jager, A. Juttner and H. Wittig, *Towards a precise lattice determination of the leading hadronic contribution to $(g - 2)_\mu$* , *JHEP* **03** (2012) 055 [[arXiv:1112.2894](#)] [[INSPIRE](#)].
- [25] P. Boyle, L. Del Debbio, E. Kerrane and J. Zanotti, *Lattice Determination of the Hadronic Contribution to the Muon $g - 2$ using Dynamical Domain Wall Fermions*, *Phys. Rev. D* **85** (2012) 074504 [[arXiv:1107.1497](#)] [[INSPIRE](#)].
- [26] F. Jegerlehner, *Muon $g - 2$ update*, *Nucl. Phys. Proc. Suppl.* **181-182** (2008) 26 [[INSPIRE](#)].

- [27] T. Goecke, C.S. Fischer and R. Williams, *Leading-order calculation of hadronic contributions to the muon $g - 2$ using the Dyson-Schwinger approach*, *Phys. Lett. B* **704** (2011) 211 [[arXiv:1107.2588](#)] [[INSPIRE](#)].
- [28] M. Della Morte and A. Juttner, *Quark disconnected diagrams in chiral perturbation theory*, *JHEP* **11** (2010) 154 [[arXiv:1009.3783](#)] [[INSPIRE](#)].
- [29] A. Francis, B. Jaeger, H.B. Meyer and H. Wittig, *A new representation of the Adler function for lattice QCD*, *Phys. Rev. D* **88** (2013) 054502 [[arXiv:1306.2532](#)] [[INSPIRE](#)].
- [30] S. Groote and A. Pivovarov, *Low-energy gluon contributions to the vacuum polarization of heavy quarks*, *JETP Lett.* **75** (2002) 221 [[hep-ph/0103047](#)] [[INSPIRE](#)].
- [31] M. Davier, A. Hoecker, B. Malaescu and Z. Zhang, *Reevaluation of the Hadronic Contributions to the Muon $g - 2$ and to $\alpha(M_Z)$* , *Eur. Phys. J. C* **71** (2011) 1515 [Erratum *ibid.* **C 72** (2012) 1874] [[arXiv:1010.4180](#)] [[INSPIRE](#)].
- [32] F. Jegerlehner and R. Szafron, *$\rho^0 - \gamma$ mixing in the neutral channel pion form factor F_π^e and its role in comparing e^+e^- with τ spectral functions*, *Eur. Phys. J. C* **71** (2011) 1632 [[arXiv:1101.2872](#)] [[INSPIRE](#)].
- [33] K. Hagiwara, R. Liao, A.D. Martin, D. Nomura and T. Teubner, *$(g - 2)_\mu$ and $\alpha(M_Z^2)$ re-evaluated using new precise data*, *J. Phys. G* **38** (2011) 085003 [[arXiv:1105.3149](#)] [[INSPIRE](#)].
- [34] M. Benayoun, P. David, L. DelBuono and F. Jegerlehner, *An Update of the HLS Estimate of the Muon $g - 2$* , *Eur. Phys. J. C* **73** (2013) 2453 [[arXiv:1210.7184](#)] [[INSPIRE](#)].