

# From Obtaining to Degradation of PHB: Material Properties. Part I

Antonio José dos Santos<sup>1</sup>, Luiz Veriano Oliveira Dalla Valentina<sup>2</sup>,  
Andrey Alayo Hidalgo Schulz<sup>3</sup> and Marcia Adriana Tomaz Duarte<sup>4</sup>

Received: 31-03-2017 | Accepted: 08-08-2017 | Online: 14-11-2017

PACS: 81.05.Lg; 82.35.Lr; 82.35.Pq; 87.15.rp

doi:10.17230/ingciencia.13.26.10

---

## Abstract

This paper presents a review of the chemical, physical and morphological characteristics, as well as the existing applications and mechanisms for the production of poly (3-hydroxybutyrate). This biopolymer, which is obtained from renewable sources, degrades when exposed in biologically active environments and is biocompatible, that is, it is not rejected by the human body in health applications. However, in spite of presenting similar properties with some conventional plastics, the PHB exhibits fragile behavior and thermal instability when processed. The literature proposes the use of blends, the development of copolymers or the insertion of additives in an attempt to improve the mechanical and thermal properties of PHB.

**Key words:** Biopolymers; polyhydroxyalkanoates (PHA); Polyhydroxybutyrate (PHB).

---

<sup>1</sup> Centro Universitário Sociesc - UNISOCIESC, antonio.santos@sociesc.com.br, <https://orcid.org/0000-0002-2539-2499>, Joinville, Brazil.

<sup>2</sup> Universidade do Estado de Santa Catarina - UDESC, luiz.valentina@udesc.br, <https://orcid.org/0000-0002-0955-5390>, Joinville, Brazil.

<sup>3</sup> Centro Universitário Sociesc - UNISOCIESC, a13\_ahs@hotmail.com, <https://orcid.org/0000-0002-4525-2418>, Joinville, Brazil.

<sup>4</sup> Centro Universitário Sociesc - UNISOCIESC, marcia.duarte@sociesc.com.br, <https://orcid.org/0000-0002-4428-4725>, Joinville, Brazil.

---

## De la obtención a la degradación de PHB: Propiedades del material. Parte I

---

### Resumen

Este artículo presenta una revisión de las características químicas, físicas y morfológicas, así como las aplicaciones y mecanismos existentes para la producción de poli(3-hidroxi-butarato). Este biopolímero, que se obtiene a partir de fuentes renovables, se degrada cuando se expone en ambientes biológicamente activos y es biocompatible, es decir, no es rechazado por el cuerpo humano en aplicaciones de salud. Sin embargo, a pesar de presentar propiedades similares con algunos plásticos convencionales, el PHB exhibe comportamiento frágil e inestabilidad térmica cuando se procesa. La literatura propone el uso de mezclas, el desarrollo de copolímeros o la inserción de aditivos en un intento por mejorar las propiedades mecánicas y térmicas del PHB.

**Palabras clave:** Biopolímeros; degradación de PHB; polihidroxiácido (PHA); polihidroxi-butarato (PHB).

---

## 1 Introduction

Throughout history, man has withdrawn from the nature materials and products for their survival and life quality. Other products used by man are synthesized from materials also arising from nature. An example of this are the polymers [1]. These materials are being produced in ever greater proportions and have replaced other materials in certain areas [2],[3]. In 1960 the polymers corresponded to less than 0.5% of urban solid waste generated in the USA and in 2009 this figure already represented 12% [4]. According to Abiplast [5], in Brazil, 13.5% of the total waste generated arise from the polymeric materials segment.

The majority of synthetic polymers is produced from fossil fuel, a non-renewable natural resource, and is intended for the packaging industry [5]. Due to its fast disposability, combined with its difficult degradation, plastic packages are increasing and accumulating in the environment [6]. This fact is causing a growing concern with regard to environmental problems and the depletion of natural resources. In addition, this situation has led to reflection on more sustainable alternatives for production, use and

disposal of polymers with the objective of minimizing the environmental damage. Among the alternatives to minimize this problem are recycling and incineration [7].

Another alternative proposed for the management of these residues are the biodegradable materials, being these more accessible to microbial assimilation, since for most synthetic polymers the degradation is a process that happens slowly and its speed depends on environmental conditions and the composition of polymers [8]. The use of biodegradable polymers is an environmentally correct alternative that can replace the not biodegradable polymers, in certain applications [8].

In this scenario, the poly(3-hydroxybutyrate) PHB, is a polymer that has been causing growing interest in scientific and industrial world, because besides having thermoplastic properties and physical and mechanical characteristics similar to conventional plastics, is a biodegradable material, biocompatible and can be obtained from renewable sources [9],[10],[11]. However, the cost of biopolymers production, as the PHB, is high and this makes them more expensive than the synthetic polymers [1],[12]. In Brazil, the PHB is produced by a bacterium through fermentation of sugar cane [12], which makes its cost of production economically interesting, since the sugarcane is planted in several regions [13].

The purpose of this paper is to make a literature review on the PHB, as well as on the various existing mechanisms for their production.

## 2 Poly(3-hydroxybutyrate)(PHB)

The poly (hydroxyalkanoate) (PHAs) constitute a group of thermoplastic polyesters, which possess properties similar to some conventional plastics from petrochemical industry [9],[14], featuring thermoplastic characteristics and water resistance in relation to the synthetic polymers [15]. The PHAs are biodegradable and synthesized by bacterial way, from renewable raw materials, such as, pure sugar, fatty acid or fermented liquor from waste [16]. Among the PHAs the poly(3-hydroxybutyrate), P(3HB) stands out.

The poly(3-hydroxybutyrate) PHB is one of the most studied polymers occurring more frequently when the PHAs, are accumulated by microorganisms [17],[18],[19],[20].

The literature assigns the discovery of PHB Maurice Lemoigne, who isolated it and characterized it in 1926 [21]. However, the date of the discovery differs among the authors of the area. Marchessault [22] mentions the period between 1923 to 1925, once that Vroman and Tighzert [23] state that this polymer began to be produced from 1925.

The PHB is an aliphatic polyester [24] with linear polymer chain [18], which presents thermoplastic properties [25]. This material is nontoxic [9], optically active [26] and when pure, has a yellowish coloration [6],[27], presents barrier to permeability of water and gas [6] and stability to ultra-violet radiation [28], and can be processed by extrusion, injection, blowing and thermoforming [29].

One of the most mentioned characteristics in the literature about the PHB is its biodegradability. This only occurs, however, when the material is exposed to environments biologically active [30] (soils, sea water or fresh water and aerobic and anaerobic composting), which are environments in which the material is in contact with degrading microorganisms [31]. It can also be mentioned the activated sludge as another environment proper to the degradation of PHB [32] and the sanitary landfill, in which the material may be discarded without impact to the environment [6].

Another important characteristic of PHB is the biocompatibility, which can be understood as a satisfactory interaction between certain substance and the physiological environment in which is inserted. In other words, is the term used when the material is not rejected by the body and when the assimilation generates non-toxic waste. The PHB is biocompatible for two reasons: it is present in human bloodstream, in the form of PHB of low molar mass, and due to its degradation product be the acid 3-hydroxybutyric, a common metabolite in living beings [33].

The experiments conducted in the study of HUDA et al. [10] feature the PHB as a source of bioenergy, once that this material can be converted into methane gas when biodegraded. This material is also considered chemically recyclable, being that the studies evidenced this recycling through experiments performed with the PHB [19],[34],[35].

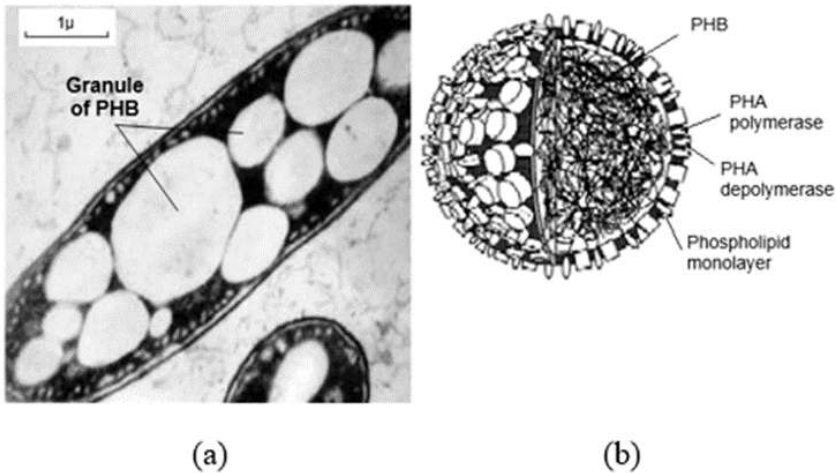
## 2.1 PHB synthesis

The PHB is a material which also generates interest by presenting different forms of being synthesized [6]. There are three routes of obtaining PHB, being first by means of polymerization synthetic by ring opening [23]. This route uses the  $\beta$ -butyrolactone as reagent [23]. In this process, zinc and aluminum can be used as catalysts [32] and the polymer obtained shall possess chiral center in configuration in both R, as in S, being the last named PHB racemic compound [36]. Another method of obtaining is through natural plants and/or transgenic plants [11]. And the third, and more widespread, strategy for the synthesis of this polymer is by means of bacterial fermentation [1],[2],[29],[37], pure or mixed, commonly known as biosynthesis. In this process the substrate is used as a carbon source [28]. It is important to emphasize that the stereoregularity of the polymer depends on your route of obtaining [23] and the stereospecificity of the enzyme responsible for the polymerization of the monomer [38]. There are several species of bacteria able to accumulate the PHB and this number exceeds 70 different genera [39]. These bacteria can be found in a variety of environments, in soil, water, sewer microbiologically treated [40] and even of mangrove [15]. Some of the most known species of PHB bacteria are: *Ralstonia eutropha* [41] (nowadays *Cupriavidus necator* [42]), *Escherichia coli* [9], *Burkholderia cepacia* and *Zobellella denitrificans* [15], *Bacillus megaterium* and *Pseudomonas oleovorans* [26], *Protomonas extorquens*, *Protomonas oleovorans*, *Alcaligenes latus* and *Azobacter vinelandii* [43]. These bacteria can be divided into two groups according to the composition of the culture medium necessary for the synthesis of PHB. The first group needs, during its exponential growth phase, of an environment that is deficient in nutrients (N, Mg, S, P, K or O) and that has an excess of carbonic reserve. This situation induces the interruption of microbial cellular growth and the consequent consumption of reserve of carbon for production of PHB. The other group does not require nutritional deficiency in culture medium [26].

When metabolized by micro-organisms, the substrate is stored intercellularly as source reserve of energy [25] e carbon [44]. This buildup occurs in the cytoplasm of cell in the form of granules, with diameters ranging from 0.2  $\mu\text{m}$  to 0.5  $\mu\text{m}$  [2].

The space occupied by granules can reach rates between 70 % to 90 % of

the dry mass of the cell [38]. The proposed structure for these granules is a hydrophobic core composed by PHB involved by a phospholipid monolayer. This arranges enzymes responsible for synthesis and degradation of PHB, called respectively of PHA synthase and PHA depolymerase [45]. The Figure 1 illustrates what was previously described.

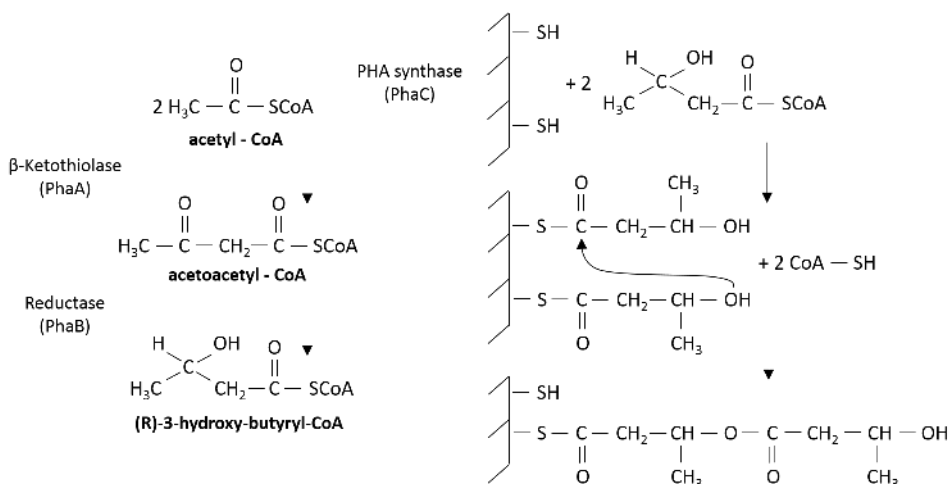


**Figure 1:** (a) Granules of PHB accumulated in the cell of the bacterium *Azobacter chroococcum* [2]; (b) Structure of the granule of PHB [45].

After this first stage of accumulation of PHB inside the bacterial cell (Figure 1a), the polymer is extracted and purified until reaching the shape of the final product dry and solid, when it will be ready to be processed [46]. A characteristic of the polymerization of PHB that attracts world attention is that this can be operated on mild processing conditions without the minimal environmental impact [47].

The mechanism of synthesis of PHB can be described in three stages as follows [35]: (a) consists in the dimming of the acetyl coenzyme A in acetoacetyl-CoA, catalyzed by enzyme  $\beta$ -ketothiolase (PhaA); (b) the PHA-reductase enzyme (PhaB) catalyzes the hydrogenation of acetoacetyl-CoA, forming the monomer (R)-3-hydroxy-butyryl-CoA; (c) occurs the polymerization of (R)-3-hydroxy-butyryl-CoA, catalyzed by enzyme PHB-polymerase (PhaC), forming the PHB.

The initiation of polymerization of (R)-3-hydroxy-butyryl-CoA comprehends the connection of two molecules of the same monomer the two thiols groups, belonging to the amino acids cysteine that constitute the active site of PHB-polymerase enzyme. Further it occurs the condensation of two monomers that leave one of two free thiol groups. The spread happens when a third monomer joins the thiol free group, resulting in another condensation and so forth, generating the growth of the polymer chain of PHB [2]. Figure 2 demonstrates the proposed mechanism.

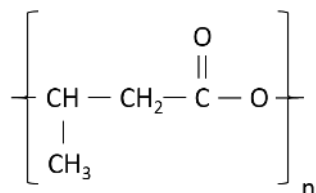


**Figure 2:** The mechanism of synthesis of PHB by *Ralstonia eutropha* [2].

In order to increase productivity, Coats, Watson and Brink-Man [48], for example, developed a study involving a microbial consortia cultured on fermented dairy manure, which under certain control conditions showed a significant reduction in PHB production costs. Similarly, Wu, Chen and Chen [49] showed that the combination of a new cell growth pattern with a morphologically altered *E. coli* reduced the time required for the production of PHAs, increasing the efficiency of the process of obtaining these biopolymers.

## 2.2 Chemical characteristics

As a member of the PHAs, the poly(3-hydroxybutyrate) is characterized by having a methyl ( $\text{CH}_3$ ) as alkyl replacing group [23], which confers to the material hydrophobic characteristics [6],[29]. In addition, this polymer is composed of monomers of 3-hydroxybutyrate that have 4 to 5 carbon atoms, which is considered a short chain length [26]. This monomer that contains the  $\beta$ -hydroxybutyric acid [18], which has an alcoholic group ( $-\text{OH}$ ) and a carboxylic acid ( $-\text{COOH}$ ) [24]. Another characteristic of the chemical structure of PHB is the presence of a chromophoric carbonyl group [28]. This is illustrated in Figure 3.



**Figure 3:** Chemical structure of PHB [50].

## 2.3 Physical properties

The distribution of molar mass of a polymer is the measure of the distribution of their individual molar masses around the average molecular mass [26]. In the case of PHB, this value is quite high, in range of 10,000 to 3,000,000 g/mol [26]. This range of variation depends on the producer micro-organism, of carbon source and concentration, of the duration of the fermentation, the growth rate and of the polymer purifications conditions [26]. The critical molar mass of this material (indicative value to which any value below this means marked loss on the mechanical properties of the polymer) is estimated at 160,000 g/mol [51].

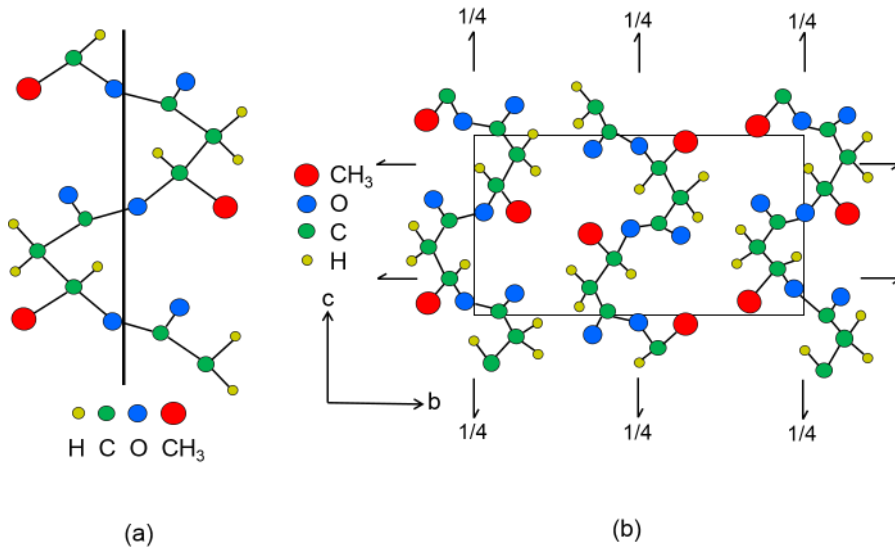
An important characteristic of PHB is their crystallinity, because it defines the physical and mechanical properties of the polymer [52]. The crystalline state of a material is described as being one that displays a structure set, therefore a polymer that has this characteristic is called semicrystalline.



And it is so named because its long polymer chain will never crystallize in whole as it presents a crystalline phase and another amorphous [52]. The crystalline phase of PHB depends on the regularity of its structure, which in turn depends on the route that this was synthesized. O isotactic PHB [47] has chiral carbon in absolute configuration R [26],[38] and is obtained by means of bacterial fermentation [23], while the syndiotactic PHB is synthesized from monomers with setting R and S track synthetic route [53]. In this way, the first presents higher crystallinity than the second. In this context, the PHB presents a regular structure [54] and this will allow high crystallinity [55]. Among the studies made about this material, not everyone agrees with the range of crystallinity presented by PHB. Vroman and Tighzert [23] claim that this crystallinity is above 50 %, while Sharma and Ray [56] say to be above 60 %. In both studies mentioned previously a maximum value of crystallinity was not stipulated, as what has been proposed by Sadi et al. [28] who declared the crystalline range of PHB as being between 50 % to 80 %. It is observed that this band of crystallinity varies widely among researchers 55 % to 80 % [57], or 60 % to 70 % [58], or 60 % to 80 % [18],[59] or 60 % to 90 % [52],[53].

## 2.4 Crystalline structure

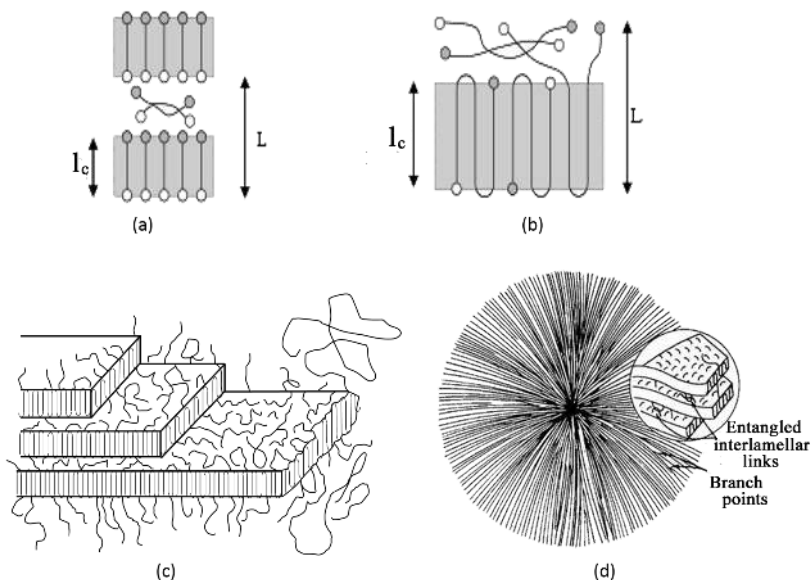
In the crystalline phase of PHB, the molecules are arranged in an organized and repetitive way, where the smallest repetitive unit is called a unitary cell. This is composed by 4 monomeric units in a orthorhombic system, with the following dimensions:  $a = 5.76$  angstrom,  $b = 12.30$  angstrom and  $c = 5.96$  angstrom [60]. The molecules have helical conformation in L (indicating swing to the left), where each complete revolution is made by two monomeric units. And present as basic forces of the model conformational, interactions of Van der Walls between the oxygen of carbonyl and methyl groups [26]. This structure may be visualized in Figure 4.




**Figure 4:** (a) Helical structure proposed for the molecule of PHB (the bar the axis of the polymer chain); (b) Projections of single cell of PHB in plans cb and ab [61].

## 2.5 Morphology of PHB

The PHB presents different structures which can be sequenced in accordance with the increasing order of its dimensions: lamellae, fibrils and spherulites. The lamellae are crystals in tape format composed by packaging in parallel of molecules of PHB, organized in a way that the axis of the polymer chain (c axis) is perpendicular to the faces of tape [62]. The set of lamellae packaged in parallel is called fibrils, in which the unitary cell of PHB is arranged so that the axis "a" is oriented parallel to the radius of the spherulite [63]. The union of anchoring fibrils in a central point and irradiated in all directions, with spherical shape, is called spherulites [64], that in the case of PHB are few, but large [28]. Figure 5 exemplifies these structures.



**Figure 5:** (a) lamellae of extended chain; (b) lamellae of folded chain [62]; (c) fibrils - packaging of lamellae [65] and (d) spherulite - showing fibrils and lamellae [66].



**Figure 6:** PHB spherulites seen with optic microscopy [67].

Through an optical microscope of polarized light, the structure of the spherical spherulite can be displayed and you can still see a pattern of the

Maltese cross and concentric light and dark bands, which arise by rotation of the axes "b" and "c" around the axis "a" of unitary cell [63]. Figure 6 illustrates this situation.

Barham et al. [52] present a study that relates the spacing increase of bands and the radius of spherulites with the increase of temperature of crystallization of PHB. In addition, the low rate of nucleation of PHB, which generates few cores in the crystallization, makes large spherulites [51]. The thickness of the lamella ( $l_c$ ) is equal to the length of the segment of the polymer chain crystallized in lamella, for the PHB varies from 5 nm to 20 nm [62] and this variation depends on the molar mass, of crystallization temperature and the cooling rate from the molten state [50], [61],[62]. When the molar mass of PHB is less than  $2 \times 10^{-3} \text{ g.mol}^{-1}$ , the widths of the lamellae will be larger or closer to the length of the extended chain, which represents that the molecules are fully extended (Figure 5a). However, when the molar mass is greater than  $2 \times 10^{-3} \text{ g.mol}^{-1}$  lamellar thicknesses will be lower than the length of the extended chain, which indicates that the molecules bowed to adjust to the lamellar crystals (Fig 5b) [62]. The amorphous phase of PHB is located in the interlamellar spaces and intrafibrillar of the spherulites [66]. The composition of this stage is of folds of chains, by segments of not crystallized string in lamellae and fraction of chain whose end is crystallized in adjacent lamellae.

## 2.6 Temperatures and transitions

It is interesting to know the values of some specific temperatures of polymers to learn how the material behaves in a temperature range, and in this way to know what the possible processabilities and applications of the same are. It is the case of the glass transition temperature ( $T_g$ ), the melting temperature ( $T_m$ ), temperature that initiates the reduction of molar mass, temperature of initiation of degradation and main temperature of degradation. Before starting to present the values of such temperatures, it is valid to elucidate the significance of  $T_g$  e  $T_m$ . In a semicrystalline polymer as the PHB, glass transition is the change of state from the glass state to the liquid state, in its amorphous phase. Therefore,  $T_g$  is the one in which such change happens. When temperatures are below the  $T_g$ , the segments of the chain and pending groups have restricted mobility. Now when the tem-

peratures are above the T<sub>g</sub>, the molecules of the polymer feature disabled translational and rotational degrees of freedom and vibrational [68].

The T<sub>g</sub> depends on molecular parameters, such as, tacticity, molar mass, degree of crystallinity, polydispersion, branches or pending groups on the main chain [68], and experimental variables, such as, sample preparation, thermal history, rate of heating or cooling [69]. It is interesting to clarify a little more about the dependence that T<sub>g</sub> of PHB has in relation to two of these factors: the molar mass and the degree of crystallinity. Through studies observed that the T<sub>g</sub> grows with the increase of molar mass of PHB up to  $2 \times 10^{-3} \text{ g.mol}^{-1}$ , when, from this level it remains constant [62]. Now regarding the influence of the lamellar crystals in glass transition of PHB, it was observed that the higher the degree of crystallinity the higher the T<sub>g</sub>. This is explained by the crystallization process of material that causes the confinement of segments of molecules in the interlamellar and interfibrillar spaces, which restrict translational mobility of the segments. In view of this, it is necessary the heating of the material to submit these segments to the glass transition [70]. Depending on the author the T<sub>g</sub> can have different values. Some authors suggest that the glass transition temperature is approximately 5 °C [6],[28],[57]. However, values around 4 °C to 7 °C [56], or around 0 °C to 5 °C [71], or with higher temperature oscillating, in the range -15 °C to 9 °C [55], can be found.

In its turn the melting temperature is that in which the crystalline regions disappear because of the fusion of the crystallites. Due to occurring in the crystalline phase, the T<sub>m</sub> only makes sense if applied in semicrystalline polymers as the PHB, for example. And it is in this temperature that the system power surpasses the secondary intermolecular forces of polymer chain of the crystalline phase. As a result it occurs the destruction of regular structure of packaging and the change of status from rubber for the state viscous, also called the molten state [68]. The fusion of the crystalline phase of poly(3-hydroxybutyrate) is an irreversible process that can be evidenced through three ways [62],[72]:

The variation of the parameters T<sub>m</sub> (melting temperature) and  $\Delta H^{\circ m}$  (enthalpy of fusion) with the heating rate submitted to the material;

Super cooling  $\Delta t = T^{\circ m} - T_c$ , indicated by the displacement of crystallization temperature (T<sub>c</sub>) in relation to the melting temperature in the

balance ( $T^{\circ}m$ ). When a process is reversible, both temperatures are identical;

Lamellae formed by folded chains. When a process is reversible polymeric chains are completely unfolded in the lamellae. The thickness of the lamellae, the molar mass and the crystallization temperature are factors that directly influence in the melting temperature of the PHB.  $T_m$  increases with thicknesses of larger lamellae, with the elevation of the molar masses up to  $2 \times 10^{-3} \text{ g.mol}^{-1}$ , from this value the melting temperature varies little in a given level and with the growth of crystallization temperature, when there is the formation of thicker lamellae [62],[72]. The same situation of temperature variation reported in the literature, but with other values, happens with the melting temperature. Some authors [10] mention that this value is  $173 \text{ }^{\circ}\text{C}$ , but other values can be found:  $175 \text{ }^{\circ}\text{C}$  [6],[73] or  $180 \text{ }^{\circ}\text{C}$  [23],[60]. There are studies that mention ranges of variation for this temperature:  $175 \text{ }^{\circ}\text{C}$  to  $180 \text{ }^{\circ}\text{C}$  [56], or  $170 \text{ }^{\circ}\text{C}$  to  $180 \text{ }^{\circ}\text{C}$  [53], or  $160 \text{ }^{\circ}\text{C}$  to  $180 \text{ }^{\circ}\text{C}$  [18], ranges which cover all the values mentioned previously.

When submitted to temperatures above  $170 \text{ }^{\circ}\text{C}$ , the PHB begins to lose molar mass [6], which leads some authors affirm that the temperature of degradation is close to this value [71]. Now, in agreement with the studies of Mousavioun et al. [11], the temperature that initiates the degradation of PHB is  $212 \text{ }^{\circ}\text{C}$  and the main temperature of degradation is  $260 \text{ }^{\circ}\text{C}$ .

The melting temperature in balance ( $T^{\circ}m$ ) can be conceptualized as the melting temperature of the lamellae with infinite thickness, which indicates that the polymer chains are fully extended in crystals and melting temperatures and crystallization are the same [52].  $T^{\circ}m$  can vary between  $179 \text{ }^{\circ}\text{C}$  to  $186 \text{ }^{\circ}\text{C}$  in accordance with the molar mass, being the first value for a weighted average molar mass ( $M_w$ ) of  $20,000 \text{ g/mol}$  and the second value for molar mass of  $200,000 \text{ g/mol}$ . This oscillation corresponds to the influence that the terminations of the chains exercise under the crystallization of the polymer [74].

The enthalpy ( $\Delta H^{\circ}m$ ) is usually found through the integration of the peak corresponding to the fusion process that is observed by DSC [52]. The  $\Delta H^{\circ}m$  crystallized PHB from molten state is in function of molar mass and the history of the thermal material. However, the molar mass only influences in the enthalpy of fusion until values equal to  $2 \times 10^{-3}$

$g.mol^{-1}$ , for values higher than the enthalpy is practically independent of molar mass [62]. For the PHB the value found for the enthalpy of fusion is of 146 J/g [25]. Some of the properties described and mentioned previously, in addition to others, can be found in Table 1.

**Table 1:** PHB properties

Property	Value	Reference
Density ( $g/cm^3$ )	1.23	Machado [57]
Molecular mass ( $\times 10^5$ )	0.1 to 30	Sudesh [26]
Glass transition ( $^{\circ}C$ )	5	Casarin et al. [6]
	5 to 6	Rodrigues et al. [75]
	4 to 7	Sharma [56]
	0 to 5	Ayorinde [71]
	-15 to 9	Srubar III et al. [55]
Melting ( $^{\circ}C$ )	173	Mousavioun et al. [11]
	175	Casarin et al. [6]
	180	Santos et al. [59]
	175 to 180	Sharma [56]
	170 to 180	Jendrossek [53]
	160 to 180	Alejandra et al. [18]
Melting at the balance ( $^{\circ}C$ )	179 to 186	Barham et al. [52]
Enthalpy of fusion (J/g)	146	HO et al. [25]

## 2.7 Aging and mechanical characteristics

Soon after processing the PHB goes through slow changes in the physical properties of both phases (amorphous and crystalline), causing the hardening and the weakening of the material. This process is known as the aging of PHB and its nature comes from two phenomena, the secondary crystallization and physical aging [76].

After being processed, the molten PHB begins to cool and thus it begins its process of crystallization, which can be divided into three parts. In the first stage, the material cools without the crystallization of its structure. Now in the second phase, the crystallization occurs in high rates,

characterized as autocatalytic or crystallization. Finally, in the last stage of the process, the crystallization succeeds in low rates, reaching a stage of crystallinity self-balance, also called secondary crystallization [64].

This last step of crystallization (secondary), crystallization occurs in the amorphous phase of the polymer at ambient temperature during storage of the product [23]. It is a phenomenon known by formation of imperfect crystals in the spaces of interlamellar spherulites and by the restriction of movement of the amorphous phase, which is unable to dissipate energy by viscous flow [77].

Now the physical aging can be described as the molecular relaxation that occurs due to residual mobility of polymeric chains of glass phase at temperatures below the  $T_g$ . Thus, polymeric chains of glass phase are capable of consuming changes conformational, which generates a reduction of the free volume. Therefore, the smaller the free volume, the lower the mobility of polymeric chains and that consequently brings in the hardening of the material [78].

The consequences that both phenomena carry to the physical properties of PHB are on the degree of crystallization, resistance to impact, Young's modulus, the tenacity and elongation at break [79]. The increase in the crystallinity of PHB, over time, shows that secondary crystallization occurred PHB and composites, reaching stability around 20 days with values of crystallinity varying between 43% and 47%, independently of the load presence [80]. The Young's modulus increases, indicating the rigidity of the material. In turn, the impact resistance decreases, evidencing the weakening of PHB. The value of the elongation of rupture also decreases considerably after two or more weeks of aging [79].

As already explained, the aging exerts influence on some properties of PHB as the fragility that according to Gutierrez-Wing et al. [19] decreases with the reduction of the crystallinity, the rigidity [25] and hardness [6]. These characteristics grant to the PHB low mechanical properties and prevent its ability from withstanding big impacts [11]. Table 2 presents some values of mechanical properties of PHB.



**Table 2:** Mechanical properties of PHB [81].

Property	B189C-1/18BC-1	B189D-1	B1000
Tensile strength (MPa)	30	32	36
Elongation at break (%)	2.2	4.0	2.0
Young's modulus (MPa)	2600	2200	3800
Impact resistance (J/m)	23	28	36

\*Data provided by the manufacturer according to ASTM standards, considering different formulations; impact resistance by Izod test.

The study of crystallization and melting behavior is basic to understand and control of material properties and processing necessary to get them. An experiment was developed in order to understand the effect of the thermal cycles in the polymer phase transition suggesting that the crystallinity of PHB can be controlled by the thermal cycles of heating and cooling to which the material is subjected [82].

## 2.8 PHB and improvement measures

The PHB presents properties similar to some conventional plastics, as the polypropylene [83]. Authors affirm that these characteristics are physical and mechanical [25]. PHB also resembles polyethylene on thermo-mechanical properties [56] and with PLA in relation to mechanical properties [23]. Despite of this, a difference of PHB, besides its fragile behavior, it is its thermal instability [29], being susceptible to thermal degradation when processed [55]. This occurs because of their close processing window, defined by the proximity between its melting and degradation temperatures [28]. In addition, this material flows during processing [6]. Literature proposes several approaches for the PHB aiming to improve its mechanical behavior [25] and reduce its high cost [84]. These approaches are based on the use of blends [11], obtaining copolymers [85] and insertion of additives [29].

Ke et al. [21] discuss the physical interaction of the reactive polymer blends and the formation of copolymers during the reactive polymer blending. They comment that the compatibilization can occur either by adding

compatibilizers and/or the induction of chemical or physico-chemical interaction during the blending process, for example, crosslinking the components, chemically modifying the homopolymers, etc. These authors cite that the introduction of intermolecular H-bonds to polymer blends is an effective method to improve the miscibility between two components. In this case, the crystallinity and melting temperature decrease for PHB or PHBV, which is beneficial to modify the mechanical properties and enlarge their processing windows. Another approach to improving properties of PHAs (linear polymers with minimal entanglement) is the formation of branching/crosslinking copolymers via reactive polymer blending. Dicumyl peroxide (DCP) possessing a relatively high hydrogen abstraction ability, makes it ideal as a branching or cross-linking agent. The same authors also discussed two other possible techniques to improve the performance of blends: formation of graft copolymers via reactive polymer blending and the formation of complex copolymers via reactive polymer blending.

Studies in the literature are found regarding the PHB/ PP blends [28],[83], combination of PHB with aromatic polymers [50]. Mousavioun et al. [11] points blends of PHB with poly (caprolactone) (PCL), poly (vinylidene) fluoride (PVDF), poly (vinyl alcohol) (PVOH), poly (lactic acid) (PLA), poly (vinyl acetate) (PVA), poly (vinyl phenol) (PVP), cellulose ester, and furthermore, is based on its work on blend PHB/lignin. Burlein [86] introduces in his work the blend PHB/LDPE. HO et al. [25] still mentions blends with inorganic nanoparticles, as the magnetite with size in the order of nanometers.

Bordes et al. [86] and Ke et al. [21] confirm the possibility of inserting hydroxyvalerate units (HV) between polymeric chains. It is obtained as a result of the copolymer poly(3-hydroxybutyrate-co-3-hydroxyvalerate) (PHBV), which presents lower melting point, increased this way the processing window, after the treatmentresearches of Wei, Mcdonald and STARK [87],[88], PHB or PHBV were grafted with cellulose via reactive extrusion *insitu* DCP as the initiator. Results on surface morphology obtained by SEM revealed a better compatibility of the cellulose in the polymer matrix (PHB or PHBV) in relation to the results obtained due to the modification by means of blends. The grafting reduced the degree of crystallinity and increased the tenacity and flexibility of the biocomposites. It has been found that this simple reactive extrusion process extends the processing

window for PHB-based biocomposites, which increases the range of possible applications of these biomaterials. Larsson, Markbo and Jannasch [89], showed that the thermal stability of the PHAs at the processing temperature can be dramatically improved by simply washing the materials in a 1 mM aqueous HCl solution. Hence, the thermal decomposition temperature increased by up to 50 °C after the treatment. Subsequently, treated PHB and poly(3-HB-co-4-HB) were blended with different amounts of poly(butylene adipate-co-terephthalate) by melt extrusion in order to further enhance the processability and thermomechanical properties. After adding DCP during the extrusion, the interfacial adhesion improved, and the dynamic shear and tensile storage modulus increased with increasing content of the peroxide.

According Garcia-Garcia et al. [90], the compatibility of a blend PHB with PCL was improved by reactive extrusion with different DCP contents, led to a remarkable increase in ductile properties such as elongation at break and impact-absorbed energy. Addition of 1 wt % DCP also contributes to lowering the degree of crystallinity of PHB. Wei and McDonald [91], conducted a study blending PHB and PLLA, that were individually cross-linked with DCP (0.25 - 1 wt %) by reactive melt processing. The size of the polymer crystal spherulites,  $T_g$ ,  $T_m$  and crystallinity were all decreased as a result of cross-linking. Cross-linked polymers were also shown to be more thermally stable than linear polymers with broader molecular weight distribution (MWD) and longer chain branching (LCB) and consequent improvement in melt strength. These improvements in the properties of these materials increase your processing options, such as foaming and thermoforming.

When comparing the copolymerization products to the blend it is possible to say that this is a much faster and easier way to obtain the desired properties. Additionally, when making blends there is the possibility of incorporating cheaper polymers in relation to PHB, reducing costs and improving its mechanical properties [15],[44]. The introduction of additives, such as, nucleating agents, plasticizers, lubricants, antioxidants and photostabilizers, is another approach. The mixture of PHB with nucleating agents makes the average size of spherulites decrease preventing the formation of large cracks and interspherulitic on the effect of weakening [55]. In addition, the plasticizers and lubricants in a blend have functions to

improve molecular mobility in the molten state, decrease the  $T_g$ , reduce the thermal degradation and improve the impact resistance of PHB.

## 2.9 Applications

Due to the characteristics of the biodegradability and biocompatibility previously submitted, the PHB presents great potential for applications in pharmacological area [92], environmental [9], packaging [11], veterinary and industrial [17], agricultural [18] and biomedical [21],[25]. Some examples of applications are presented in Table 3.

**Table 3:** Examples of applications of PHB.

Area	Application
Biomedical	Sutures, supports of tissue cultures for implants, surgical implants, dressings, part of bones and replanted veins, engineering of heart valves and pins.
Pharmacological	Encapsulation of medicines for controlled release
Packaging	Food packaging
Veterinary	Encapsulation of veterinary medicinal products
Agricultural	Encapsulation of fertilizers
Environmental	Bags, bottles, disposable items, items of personal hygiene, films of involvement, degradable diapers and remediation of areas affected by oil spills.
Industrial	Recovery of oligomers and monomers for new use in the synthesis of polymers

It can be mentioned, as environmental benefits generated by the use of this polymer, the energy required in production processes, which is obtained by burning of sugarcane bagasse; biomass from the extraction of the polymer and effluent processes that can be applied such as fertilizers in the planting of sugarcane; and the use of solvents, natural and biodegradable, originated from the alcoholic fermentation, for purification of the polymer, all without causing negative environmental impact [30]. Due to the high cost of production of PHA (generally), its commercial exploitation is significantly lower than expected. The industrial scale production of PHA is

limited by various factors, including the high cost of raw materials, low productivity of microbial processes (i.e., 3-4 g/(1 h) PHA), the high cost of downstream processing and the separation of PHA from biomass cellular [93].

### 3 Conclusions

Polymeric materials have been used more and more frequently in society due to their mechanical resistance, lightness, chemical inertia and low cost of production. For this reason, these materials eventually replace metals, wood and glass in some applications. The accumulation of waste from the disposal of plastic products produced with synthetic polymers is a problem, considering the low speed of their degradation.

An ecological alternative prior to this situation is the production and use of biopolymers such as PHB. These materials are therefore classified because of the characteristic of degrade under the influence of environmental factors. PHB is a hard and brittle thermoplastic polyester with a high crystallinity index, is not soluble in water, has low thermal stability and properties that resemble polypropylene. This polymer can be obtained chemically by ring-opening polymerization and by biosynthesis. The latter is the pathway for the production of PHB best known and is performed by bacteria that synthesize and store the polymer in intracellular granules within its own cytoplasm.

Its cost of production is still high compared to other synthetic polymers, however, Brazil is one of the countries that has the lowest cost to produce PHB due to the sugarcane cultivation conducted by the alcohol industry, which is used as a substrate for its industrial production. This polymer has applications in the biomedical, pharmacological, veterinary, agricultural, environmental, industrial and mainly in the packaging sector. All these applications are possible due to two very important characteristics of PHB: biocompatibility and biodegradability.

In this review, we seek to show aspects related to the properties, the process of obtaining and the possibilities of improving the performance of the PHB. The second part of this review will discuss the different forms of degradation suffered by the PHB, at the end of its life cycle, and the necessary requirements for its occurrence.

## Acknowledgements

The authors would like to acknowledge the financial support from CNPq - National Council for Scientific and Technological Development (Brazil). We would also like to thank the companies PHB Industrial S/A and Arkema Química Ltda for supplying the polymeric materials used in this research.

## References

- [1] B. Imre and B. Pukánszky, "Compatibilization in bio-based and biodegradable polymer blends," *European Polymer Journal*, vol. 49, no. 6, pp. 1215–1233, 6 2013. 270, 271, 273
- [2] R. W. Lenz and R. H. Marchessault, "Bacterial polyesters: Biosynthesis, biodegradable plastics and biotechnology," *Biomacromolecules*, vol. 6, no. 1, pp. 1–8, 1 2005. 270, 273, 274, 275
- [3] J.-W. Rhim, H.-M. Park, and C.-S. Ha, "Bio-nanocomposites for food packaging applications," *Progress in Polymer Science*, vol. 38, pp. 1629–1652, 10 2013. 270
- [4] A. Kendall, "A life cycle assessment of biopolymer production from material recovery facility residuals," *Resources, Conservation and Recycling*, vol. 61, pp. 69–74, 4 2012. 270
- [5] ABIPLAST, "Perfil 2015 - Indústria brasileira de transformação de material plástico," <http://www.abiplast.org.br/site/publicacoes>, Retrieved 14 July 2016. 270
- [6] S. A. Casarin, J. A. M. Agnelli, S. M. Malmonge, and F. Rosário, "Blendas PHB/copoliésteres biodegradáveis: biodegradação em solo," *Polímeros*, vol. 23, no. 1, pp. 115–122, 1 2013. 270, 272, 273, 276, 281, 282, 283, 284, 285
- [7] T. Hottle, M. Bilec, and A. E. Landis, "Sustainability assessments of bio-based polymers," vol. 98, pp. 1898–1907, 6 2013. 271
- [8] G. F. Brito, P. Agrawal, E. M. Araújo, and T. J. A. Mélo, "Biopolímeros, polímeros biodegradáveis e polímeros verdes," *Revista Eletrônica de Materiais e Processos*, vol. 6, no. 2, pp. 127–139, 9 2011. 271
- [9] Y. Chen, I.-N. Chou, Y.-H. Tsai, and H.-S. WU, "Thermal degradation of poly(3-hydroxybutyrate) and poly(3-hydroxybutyrate-co-3-hydroxyvalerate)," *Journal of Applied Polymer Science*, vol. 130, no. 5, pp. 3659–3667, 6 2013. 271, 272, 273, 288

- [10] S. Huda, "Anaerobic digestion of polyhydroxybutyrate accumulated in excess activated sludge," *Journal of Water and Environment Technology*, vol. 11, pp. 429–438, 10 2013. 271, 272, 282
- [11] P. Mousavioun, G. George, and W. Doherty, "Environmental degradation of lignin/poly(hydroxybutyrate) blends," *Polymer Degradation and Stability*, vol. 97, no. 7, pp. 1114–1122, 7 2012. 271, 273, 282, 283, 284, 285, 286, 288
- [12] A. C. Quental, F. P. Carvalho, E. S. Tada, and M. I. Felisberti, "Blendas de PHB e seus copolímeros: miscibilidade e compatibilidade," *Química Nova*, vol. 33, no. 2, pp. 438–446, 1 2010. 271
- [13] G. J. M. Fachine, *Polímeros biodegradáveis: tipos, mecanismos, normas e mercado mundial [online]*. São Paulo, Editora Mackenzie, 2013. 271
- [14] J. P. Eubeler, M. Bernhard, and T. P. Knepper, "Environmental biodegradation of synthetic polymers II. biodegradation of different polymer groups," *TrAC Trends in Analytical Chemistry*, vol. 29, no. 1, pp. 84–100, 1 2010. 271
- [15] A. Shrivastav, S. K. Mishra, I. Pancha, D. Jain, S. Bhattacharya, S. Patel, and S. Mishra, "Biodegradability studies of polyhydroxyalkanoate (PHA) film produced by a marine bacteria using *Jatropha* biodiesel by product as a substrate," *World Journal of Microbiology and Biotechnology*, vol. 27, no. 7, pp. 1531–1541, 7 2011. 271, 273, 287
- [16] G. Pagliano, V. Ventorino, A. Panico, and O. Pepe, "Integrated systems for biopolymers and bioenergy production from organic waste and by-products: a review of microbial processes," *Biotechnology for Biofuels*, vol. 10, no. 113, pp. 1–24, 5 2017. 271
- [17] C. Z. Costa, M. C. C. Albuquerque, M. C. Brum, and A. M. Castro, "Degradação microbiológica e enzimática de polímeros: uma revisão," *Química Nova*, vol. 38, pp. 259–267, 2 2015. 271, 288
- [18] R.-C. Alejandra, C.-M. Margarita, and M.-C. M. Soledad, "Enzymatic degradation of poly(3-hydroxybutyrate) by a commercial lipase," *Polymer Degradation and Stability*, vol. 97, no. 11, pp. 2473–2476, 4 2012. 271, 272, 276, 277, 282, 283, 288
- [19] M. T. Maria T. Gutierrez-Wing, B. E. Stevens, C. S. Theegala, I. I. Negulescu, and K. A. Rusch, "Anaerobic biodegradation of polyhydroxybutyrate in municipal sewage sludge," *Journal of Environmental Engineering*, vol. 136, no. 7, pp. 709–718, 7 2010. 271, 272, 284
- [20] R. Nogueira, C. Alves, M. Matos, and A. G. Brito, "Synthesis and degradation of poly- $\beta$ -hydroxybutyrate in a sequencing batch biofilm reactor," *Bioresource Technology*, vol. 100, no. 7, pp. 2106–2110, 4 2009. 271

- [21] Y. Ke, X. Y. Zhang, S. Ramakrishna, L. M. He, and G. Wu, "Reactive blends based on polyhydroxyalkanoates: Preparation and biomedical application," *Materials Science and Engineering: C*, vol. 70, no. Part 2, pp. 1107–1119, 1 2017. 272, 285, 286, 288
- [22] R. H. Marchessault, "Polyhydroxyalkanoate (PHA) history at Syracuse University and beyond," *Cellulose*, vol. 16, no. 3, pp. 357–359, 6 2009. 272
- [23] I. Vroman and L. Tighzert, "Biodegradable polymers," *Materials*, vol. 2, no. 2, pp. 307–344, 4 2009. 272, 273, 276, 277, 282, 284, 285
- [24] P. Rizzarelli and S. Carroccio, "Modern mass spectrometry in the characterization and degradation of biodegradable polymers," *Analytica Chimica Acta*, vol. 808, pp. 18–43, 1 2014. 272, 276
- [25] M.-H. Ho, S.-Y. Li, C.-Y. Ciou, and T.-M. Wu, "The morphology and degradation behavior of electrospun poly(3-hydroxybutyrate)/magnetite and poly(3-hydroxybutyrate-co-3-hydroxyvalerate)/magnetite composites," *Journal of Applied Polymer Science*, vol. 131, no. 22, pp. 1–9, 7 2014. 272, 273, 283, 284, 285, 286, 288
- [26] K. Sudesh, H. Abe, and Y. Doi, "Synthesis, structure and properties of polyhydroxyalkanoates: biological polyesters," *Progress in Polymer Science*, vol. 25, no. 10, pp. 1503–1555, 12 2000. 272, 273, 276, 277, 283
- [27] N. G. Salguero, M. F. del Grosso, H. Durán, P. J. Peruzzo, J. I. Amalvy, C. R. Arbeitman, and G. García Bermúdez, "Characterization of biodegradable polymers irradiated with swift heavy ions," *Nuclear Instruments and Methods in Physics Research Section B: Beam Interactions with Materials and Atoms*, vol. 273, no. Supplement C, pp. 47–50, 2 2012. 272
- [28] R. K. Sadi, G. J. M. Fachine, and N. R. Demarquette, "Effect of prior photodegradation on the biodegradation of polypropylene/poly(3-hydroxybutyrate) blends," *Polymer Engineering & Science*, vol. 53, no. 10, pp. 2109–2122, 2 2013. 272, 273, 276, 277, 278, 281, 285, 286
- [29] W. M. Pachekoski, C. Dalmolin, and J. A. M. Agnelli, "The influence of the industrial processing on the degradation of poly(hydroxybutyrate) - PHB," *Materials Research*, vol. 16, no. 2, pp. 237–332, 4 2013. 272, 273, 276, 285
- [30] M. R. Telles, L. M. Saran, and S. H. Unêda-Trevisolli, "Produção, propriedades e aplicações de bioplástico obtido a partir da cana-de-açúcar," *Ciência e Tecnologia*, vol. 2, no. 1, pp. 52–63, 9 2011. 272, 288
- [31] C. A. Woolnough, L. H. Yee, T. Charlton, and L. J. R. Foster, "Environmental degradation and biofouling of 'green' plastics including short and medium



- chain length polyhydroxyalkanoates,” *Polymer International*, vol. 59, no. 5, pp. 658–667, 12 2010. 272
- [32] M. C. S. Corrêa, M. L. Rezende, D. S. Rosa, J. A. M. Agnelli, and P. A. P. Nascente, “Surface composition and morphology of poly(3-hydroxybutyrate) exposed to biodegradation,” *Polymer Testing*, vol. 27, no. 4, pp. 447–452, 6 2008. 272, 273
- [33] P. R. L. D. Doyle, V., “An investigation of the growth of human dermal fibroblasts on poly-L-lactic acid in vitro,” *Journal of Materials Science*, vol. 67, no. 7, pp. 381–385, 6 1996. 272
- [34] H. Ariffin, H. Nishida, Y. Shirai, and M. A. Hassan, “Anhydride production as an additional mechanism of poly(3-hydroxybutyrate) pyrolysis,” *Journal of Applied Polymer Science*, vol. 111, no. 1, pp. 323–328, 1 2009. 272
- [35] M. T. Gutierrez-Wing, B. E. Stevens, C. S. Theegala, and K. A. Rusch, “Aerobic biodegradation of polyhydroxybutyrate in compost,” *Environmental Engineering Science*, vol. 28, no. 7, pp. 477–488, 6 2011. 272, 274
- [36] S. Hiki, M. Miyamoto, and Y. Kimura, “Synthesis and characterization of hydroxy-terminated [RS]-poly-(3-hydroxybutyrate) and its utilization to block copolymerization with l-lactide to obtain a biodegradable thermoplastic elastomer,” *Polymer*, vol. 41, no. 20, pp. 7369–7379, 9 2000. 273
- [37] B. Ghanbarzadeh and H. Almasi, “Biodegradable polymers,” in *Biodegradation - Life of Science*, R. Chamy and F. Rosenkranz, Eds. Rijeka: InTech, 2013, ch. 6, pp. 141–185. 273
- [38] G. Braunegg, G. Lefebvre, and K. Genser, “Polyhydroxyalkanoates, biopolyesters from renewable resources,” *Journal of Biotechnology*, vol. 65, no. 2-3, pp. 127–161, 10 1998. 273, 274, 277
- [39] S. Khanna and A. K. Srivastava, “Statistical media optimization studies for growth and phb production by *Ralstonia eutropha*,” *Process Biochemistry*, vol. 40, no. 6, pp. 2173–2182, 5 2005. 273
- [40] R. Nonato, P. Mantelatto, and C. Rossell, “Integrated production of biodegradable plastic, sugar and ethanol,” *Applied Microbiology and Biotechnology*, vol. 57, no. 1, pp. 1–5, 10 2001. 273
- [41] Y.-Z. Zhang, G.-M. Liu, W.-Q. Weng, J.-Y. Ding, and S. J. Liu, “Engineering of *Ralstonia eutropha* for the production of poly(3-hydroxybutyrate-co-ε-hydroxyvalerate) from glucose,” *Journal of Biotechnology*, vol. 195, pp. 82–88, 2 2015. 273

- [42] L. F. Silva, J. G. C. Gomez, R. C. S. Rocha, M. K. Taciro, and J. G. C. Pradella, "Produção biotecnológica de poli-hidroxicanoatos para a geração de polímeros biodegradáveis no Brasil," *Química Nova*, vol. 30, no. 7, pp. 1732–1743, 8 2007. 273
- [43] M. Domínguez-Díaz, A. Meneses-Acosta, A. Romo-Uribe, C. Peña, D. Segura, and G. Espin, "Thermo-mechanical properties, microstructure and biocompatibility in poly- $\beta$ -hydroxybutyrates (PHB) produced by OP and OPN strains of *Azotobacter vinelandii*," *European Polymer Journal*, vol. 63, pp. 101–112, 2 2015. 273
- [44] S. K. Ghosh, S. Pal, and S. Ray, "Study of microbes having potentiality for biodegradation of plastics," *Environmental Science and Pollution Research*, vol. 20, no. 7, pp. 4339–4355, 7 2013. 273, 287
- [45] M. Zinn, B. Witholt, and T. Egli, "Occurrence, synthesis and medical application of bacterial polyhydroxyalkanoate," *Advanced Drug Delivery Reviews*, vol. 53, no. 1, pp. 5–21, 12 2001. 274
- [46] C. S. K. Reddy, R. Ghai, and V. C. Kalia, "Polyhydroxyalkanoates: an overview," *Bioresource Technology*, vol. 87, no. 2, pp. 137–146, 4 2003. 274
- [47] A. T. Michel and S. L. Billington, "Characterization of poly-hydroxybutyrate films and hemp fiber reinforced composites exposed to accelerated weathering," *Polymer Degradation and Stability*, vol. 97, no. 6, pp. 870–878, 6 2012. 274, 277
- [48] E. R. Coats, B. S. Watson, and C. K. Brinkman, "Polyhydroxyalkanoate synthesis by mixed microbial consortia cultured on fermented dairy manure: Effect of aeration on process rates/yields and the associated microbial ecology," *Water Research*, vol. 106, pp. 26–40, 12 2016. 275
- [49] H. Wu, J. Chen, and G.-Q. Chen, "Engineering the growth pattern and cell morphology for enhanced phb production by *Escherichia coli*," *Applied Microbiology and Biotechnology*, vol. 100, no. 23, pp. 9907–9916, 12 2016. 275
- [50] A. A. Shah, F. Hasan, A. Hameed, and S. Armed, "Biological degradation of plastics: A comprehensive review," *Biotechnology Advances*, vol. 26, no. 3, pp. 246–265, 6 2008. 276, 280, 286
- [51] A. Hoffmann, S. Kreuzberger, and G. Hinrichsen, "Influence of thermal degradation on tensile strength and Young's modulus of poly(hydroxybutyrate)," *Polymer Bulletin*, vol. 33, no. 3, pp. 355–359, 8 1994. 276, 280
- [52] P. J. Barham, A. Keller, E. L. Otun, and P. A. Holmes, "Crystallization and morphology of a bacterial thermoplastic: poly-3-hydroxybutyrate," *Journal*

- of Materials Science*, vol. 19, no. 9, pp. 2781–2794, 9 1984. 276, 277, 280, 282, 283
- [53] D. Jendrossek and R. Handrick, “Microbial degradation of polyhydroxyalkanoates,” *Annual Review of Microbiology*, vol. 56, no. 1, pp. 403–432, 1 2002. 277, 282, 283
- [54] Y.-X. Weng, X.-L. Wang, and Y.-Z. Wang, “Biodegradation behavior of PHAs with different chemical structures under controlled composting conditions,” *Polymer Testing*, vol. 30, no. 4, pp. 372–380, 6 2011. 277
- [55] W. V. Srubar III, C. Z. Wright, A. TSUI, and C. W. Frank, “Characterizing the effects of ambient aging on the mechanical and physical properties of two commercially available bacterial thermoplastics,” *Polymer Degradation and Stability*, vol. 97, no. 10, pp. 1922–1929, 10 2012. 277, 281, 283, 285, 287
- [56] R. Sharma and A. R. Ray, “Polyhydroxybutyrate, its copolymers and blends,” *Journal of Macromolecular Science, Part C*, vol. 35, no. 2, pp. 327–359, 9 2006. 277, 281, 282, 283, 285
- [57] M. L. C. Machado, N. C. Pereira, L. F. Miranda, M. C. Terence, and J. G. C. Pradella, “Estudo das propriedades mecânicas e térmicas do polímero poli-3-hidroxibutirato (PHB) e de compósitos PHB/pó de madeira,” *Polímeros: Ciência e Tecnologia*, vol. 20, no. 1, pp. 65–71, 3 2010. 277, 281, 283
- [58] M. Kansiz, A. Domínguez-Vidal, D. McNaughton, and B. Lendl, “Fourier-transform infrared (FTIR) spectroscopy for monitoring and determining the degree of crystallization of polyhydroxyalkanoates (PHAs),” *Analytical and Bioanalytical Chemistry*, vol. 388, pp. 1207–1213, 7 2007. 277
- [59] A. F. Santos, L. Polese, M. S. Crespi, and C. A. Ribeiro, “Kinetic model of poly(3-hydroxybutyrate) thermal degradation from experimental non-isothermal data,” *Journal of Thermal Analysis and Calorimetry*, vol. 96, no. 1, pp. 287–291, 4 2009. 277, 283
- [60] M. Yokouchi, Y. Chatani, H. Tadokoro, K. Teranishi, and H. Tani, “Structural studies of polyesters: 5. molecular and crystal structures of optically active and racemic poly ( $\beta$ -hydroxybutyrate),” *Polymer*, vol. 14, no. 6, pp. 267–272, 6 1973. 277, 282
- [61] J. Cornibert and R. H. Marchessault, “Physical properties of poly-3-hydroxybutyrate. IV. conformational analysis and crystalline structure,” *Journal of Molecular Biology*, vol. 71, no. 3, pp. 735–756, 11 1972. 278, 280

- [62] R. Androsch, H.-J. Radusch, and S. S. Funari, "Crystallization, glass transition and morphology of (R)-3-hydroxybutyrate oligomers," *European Polymer Journal*, vol. 43, pp. 4961–4974, 12 2007. 278, 279, 280, 281, 282, 283
- [63] M. Gazzano, M. L. Focarete, C. Riekkel, and M. Scandola, "Bacterial poly(3-hydroxybutyrate): an optical microscopy and microfocuss X-ray diffraction study," *Biomacromolecules*, vol. 1, no. 4, pp. 604–608, 9 2000. 278, 280
- [64] L. Sawyer, D. Grubb, and G. F. Meyers, *Polymer Microscopy*. New York: Springer, 2008. 278, 284
- [65] U. Eisele, *Introduction to polymer physics*. Berlin: Springer-Verlag, 1990. 279
- [66] J. D. Hoffman, G. T. Davis, and J. I. Lauritzen, "The Rate of Crystallization of Linear Polymers with Chain Folding", In: *Treatise on Solid State Chemistry: Volume 3 Crystalline and Noncrystalline Solids*. Boston, M: Springer US, 1976, pp. 497–614. 279, 280
- [67] A. C. Sarzi and M. I. Felisberti, "Efeito da adiç o de agentes de nucleaç o na cristalizaç o do poli[(R)-3-hidroxibutirato], PHB," In: *X Congresso Brasileiro de Pol meros*, pp. 1–3, 10 2009. 279
- [68] S. V. Canevarolo JR., *Ci ncia dos pol meros: um texto b sico para tecn logos e engenheiros*. S o Paulo: Artliber Editora, 2010. 281
- [69] L. A. Utracki, *Polymer alloys and blends: thermodynamics and rheology*. Cincinnati, OH: Hanser Gardner Publications, 1990. 281
- [70] E. E. Shafee, "The influence of semicrystalline morphology on the dielectric relaxation properties of poly(3-hydroxybutyrate)," *European Polymer Journal*, vol. 37, no. 8, pp. 1677–1684, 8 2001. 281
- [71] F. O. Ayorinde, K. A. Saeed, E. Price, A. Morrow, W. E. Collins, F. McInnis, S. K. Pollack, and B. E. Eribo, "Production of poly( $\beta$ -hydroxybutyrate) from saponified Vernonia galamensis oil by Alcaligenes eutrophus," *Journal of Industrial Microbiology and Biotechnology*, vol. 21, no. 1, pp. 46–50, 8 1998. 281, 282, 283
- [72] G. Yu and R. H. Marchessault, "Characterization of low molecular weight poly( $\beta$ -hydroxybutyrate) from alkaline and acid hydrolysis," *Polymer*, vol. 41, no. 3, pp. 1087–1098, 2 2000. 281, 282
- [73] Y. Aoyagi, K. Yamashita, and Y. Doi, "Thermal degradation of poly[(R)-3-hydroxybutyrate], poly[ $\epsilon$ -caprolactone], and poly[(s)-lactide]," *Polymer Degradation and Stability*, vol. 76, no. 1, pp. 53–59, 1 2002. 282

- [74] S. J. Organ and P. J. Barham, "On the equilibrium melting temperature of polyhydroxybutyrate," *Polymer*, vol. 34, no. 10, pp. 2169–2174, 1 1993. 282
- [75] J. A. F. R. Rodrigues, D. F. Parra, and A. B. Lugão, "Crystallization on films of phb/peg blends," *Journal of Thermal Analysis and Calorimetry*, vol. 79, no. 2, pp. 379–381, 1 2005. 283
- [76] G. J. M. Koning, P. J. Lemstra, D. J. T. HILL, T. G. Carswell, and J. H. O'Donnell, "Ageing phenomena in bacterial poly[(R)-3-hydroxybutyrate]: 1. a study on the mobility in poly[(R)-3-hydroxybutyrate] powders by monitoring the radical decay with temperature after  $\gamma$ -radiolysis at 77 K," *Polymer*, vol. 33, no. 15, pp. 3295–3297, 1992. 283
- [77] A. El-Hadi, R. Schnabel, E. Straube, G. Müller, and S. Henning, "Correlation between degree of crystallinity, morphology, glass temperature, mechanical properties and biodegradation of poly (3-hydroxyalkanoate) PHAs and their blends," *Polymer Testing*, vol. 21, no. 6, pp. 665–674, 9 2002. 284
- [78] L. C. E. Struik, *Physical ageing in amorphous polymers and other materials*. Amsterdam: Elsevier Science, 1980. 284
- [79] G. J. M. Koning and P. J. Lemstra, "Crystallization phenomena in bacterial poly[(R)-3-hydroxybutyrate]: 2. embrittlement and rejuvenation," *Polymer*, vol. 34, no. 19, pp. 4089–4094, 12 1993. 284
- [80] C. C. Mello, M. F. Costa, and R. M. S. M. Thiré, "Avaliação do efeito da cristalização secundária em compósitos de polihidroxibutirato e pó de coco silanizado," In: *XI Congresso Brasileiro de Polímeros*, pp. 2364–2369, 10 2011. 284
- [81] PHB Industrial, "PHB Industrial - Produtos," <http://www.biocycle.com.br/site.htm>, Retrieved 24 January 2016. 285
- [82] R. Wellen, M. Silveira Rabello, I. Cesar Araujo Júnior, G. J. M. Fachine, and E. Canedo, "Melting and crystallization of poly(3-hydroxybutyrate): Effect of heating/cooling rates on phase transformation," *Polímeros*, vol. 25, no. 3, pp. 296–304, 6 2015. 285
- [83] A. U. Faria and S. M. Martins-Franchetti, "Biodegradação de filmes de polipropileno (PP), poli(3-hidroxibutirato) (PHB) e blenda de PP/PHB por microrganismos das águas do rio Atibaia," *Polímeros*, vol. 20, no. 2, pp. 141–147, 6 2010. 285, 286
- [84] D. S. Rosa and R. Pantano Filho, *Biodegradação: um ensaio com polímeros*. São Paulo: Moara, 2003. 285

- [85] J. M. Pachence, M. P. Bohrer, and J. Kohn, "Chapter 23 - biodegradable polymers," in *Principles of Tissue Engineering (Third Edition)*, third edition ed., R. Lanza, R. Langer, and J. Vacanti, Eds. Burlington: Academic Press, 2007, pp. 323–339. 285
- [86] G. A. D. Burlein and M. C. G. Rocha, "Mechanical and morphological properties of LDPE/ PHB blends filled with castor oil pressed cake," *Materials Research*, vol. 17, pp. 97–105, 2 2014. 286
- [87] L. Wei, A. G. McDonald, and N. M. Stark, "Grafting of bacterial polyhydroxybutyrate (PHB) onto cellulose via in situ reactive extrusion with dicumyl peroxide," *Biomacromolecules*, vol. 16, no. 3, pp. 1040–1049, 2 2015. 286
- [88] L. Wei, N. M. Stark, and A. G. McDonald, "Interfacial improvements in biocomposites based on poly(3-hydroxybutyrate) and poly(3-hydroxybutyrate-co-3-hydroxyvalerate) bioplastics reinforced and grafted with [small alpha]-cellulose fibers," *Green Chemistry*, vol. 17, pp. 4800–4814, 8 2015. 286
- [89] M. Larsson, O. Markbo, and P. Jannasch, "Melt processability and thermomechanical properties of blends based on polyhydroxyalkanoates and poly(butylene adipate-co-terephthalate)," *RSC Advances*, vol. 6, pp. 44354–44363, 4 2016. 287
- [90] D. Garcia-Garcia, E. Rayón, A. Carbonell-Verdu, J. Lopez-Martinez, and R. Balart, "Improvement of the compatibility between poly(3-hydroxybutyrate) and poly( $\epsilon$ -caprolactone) by reactive extrusion with dicumyl peroxide," *European Polymer Journal*, vol. 86, no. Supplement C, pp. 41–57, 1 2017. 287
- [91] L. Wei and A. G. McDonald, "Peroxide induced cross-linking by reactive melt processing of two biopolyesters: Poly(3-hydroxybutyrate) and poly(l-lactic acid) to improve their melting processability," *Journal of Applied Polymer Science*, vol. 132, no. 13, p. 41724, 4 2015. 287
- [92] J. C. O. Villanova, R. L. Oréface, and A. S. Cunha, "Aplicações farmacêuticas de polímeros," *Polímeros: Ciência e Tecnologia*, vol. 20, no. 1, pp. 51–64, 3 2010. 288
- [93] C. Chatzidoukas, G. Penloglou, and C. Kiparissides, "Development of a structured dynamic model for the production of polyhydroxybutyrate (PHB) in *Azohydromonas lata* cultures," *Biochemical Engineering Journal*, vol. 71, no. Supplement C, pp. 72–80, 2 2013. 289