

Genetic and environmental influences on cannabis use initiation and problematic use: a meta-analysis of twin studies

Karin J. H. Verweij^{1,2,3}, Brendan P. Zietsch^{1,2}, Michael T. Lynskey⁴, Sarah E. Medland¹, Michael C. Neale⁵, Nicholas G. Martin¹, Dorret I. Boomsma³ & Jacqueline M. Vink³

Genetic Epidemiology, Queensland Institute of Medical Research, Brisbane, Qld, Australia,¹ School of Psychology, University of Queensland, Brisbane, Qld, Australia,² Department of Biological Psychology, VU University, Amsterdam, the Netherlands,³ Department of Psychiatry, Washington University School of Medicine, St Louis, MO, USA⁴ and Virginia Institute for Psychiatric and Behavioural Genetics, Virginia Commonwealth University, Richmond, VA, USA⁵

ABSTRACT

Background Because cannabis use is associated with social, physical and psychological problems, it is important to know what causes some individuals to initiate cannabis use and a subset of those to become problematic users. Previous twin studies found evidence for both genetic and environmental influences on vulnerability, but due to considerable variation in the results it is difficult to draw clear conclusions regarding the relative magnitude of these influences. **Methods** A systematic literature search identified 28 twin studies on cannabis use initiation and 24 studies on problematic cannabis use. The proportion of total variance accounted for by genes (A), shared environment (C) and unshared environment (E) in (i) initiation of cannabis use and (ii) problematic cannabis use was calculated by averaging corresponding A, C and E estimates across studies from independent cohorts and weighting by sample size. **Results** For cannabis use initiation, A, C and E estimates were 48%, 25% and 27% in males and 40%, 39% and 21% in females. For problematic cannabis use A, C and E estimates were 51%, 20% and 29% for males and 59%, 15% and 26% for females. Confidence intervals of these estimates are considerably narrower than those in the source studies. **Conclusions** Our results indicate that vulnerability to both cannabis use initiation and problematic use was influenced significantly by A, C and E. There was a trend for a greater C and lesser A component for cannabis use initiation compared to problematic use for females.

Keywords Cannabis, genetics, heritability, meta-analysis, twin research.

Correspondence to: Karin J. H. Verweij, Genetic Epidemiology, Queensland Institute of Medical Research, 300 Herston Road, Brisbane, Queensland 4006, Australia. E-mail: karin.verweij@qimr.edu.au

Submitted 11 June 2009; initial review completed 20 August 2009; final version accepted 24 September 2009

INTRODUCTION

With about 166 million annual consumers (equivalent to 3.9% of the global population aged 15–64 years), cannabis is the most widely consumed illicit drug world-wide, and by far the illicit drug consumed most commonly by young people [1]. Furthermore, a broad estimation suggests that in Europe about 1% of people consume cannabis almost daily, and several European countries have reported an increase in the number of regular or intensive users [2].

Cannabis use can lead to social harms, including accidents, violence and suicide attempts [3] and regular cannabis use can lead to physical or psychological problems,

and has been found to interfere with family, school and work [4–8]. Law enforcement, public health costs and loss of productivity and work potential due to health problems are also an economic drain on society [2,5]. According to the United Nations Office on Drugs and Crime [1], cannabis use is among the most common primary reasons for entering drug-related treatment. Furthermore, cannabis use often precedes the use of other drugs, which suggests that cannabis may cause further problems as a gateway drug [9–11]. However, the exact nature of the association between cannabis use and subsequent other illicit drug use is unclear [12–14].

To deal with the problems associated with cannabis use, it is important to understand what causes some

individuals to initiate cannabis use and what causes some of those individuals to become regular users or become dependent on it. Although there may be some completely random events that cause people to vary in their cannabis use (such as changes in availability of the drug), much of the variability is likely to be due both to the nature of the environment in which they live and developed, and to their genetic make-up.

It has long been recognized that risk of cannabis and other substance (ab)use runs in families. Studies aiming to understand the basis of familial risk include family studies, adoption studies and twin studies. Family studies into cannabis use have shown moderate parent–offspring correlations (ranging between 0.30 and 0.59 [15–18]) as well as sibling–sibling correlations (ranging between 0.39 and 0.59 [15,19]). In a recent study, Merikangas *et al.* [20] found elevated risks for cannabis use disorders among siblings [odds ratio (OR) = 3.6], offspring (OR = 6.9) and spouses (OR = 4.4) of probands with cannabis use disorders. However, family studies cannot determine whether familial resemblance is due to genetic factors or environmental factors shared between family members. Adoption studies can distinguish genetic and shared environmental factors by comparing the similarity of the adopted child with both its adopted parents and its biological parents. To our knowledge, no adoption study has examined cannabis use specifically, but adoption studies into drug and alcohol use have found that abuse or dependence of adoptees is more related to abuse or dependence of their biological parents than their adoptive parents [21–26], indicating an important role for genetic factors.

Twin studies disentangle familial resemblance into genetic and shared environmental factors by comparing the similarity of identical (monozygotic; MZ) and non-identical (dizygotic; DZ) twins. There have been numerous twin studies into cannabis use, but due to considerable variation in the results it is difficult to draw clear conclusions regarding the relative magnitude of genetic and environmental influences. Estimates of the proportion of variance in cannabis use accounted for by genetic influences (i.e. heritability) range from close to zero (e.g. [27,28]) to more than 60% (e.g. [29–31]). Similarly, estimates of the proportion of variance accounted for by shared environmental factors range from zero (e.g. [30,32]) to 68% [28]. Inconsistent results have also been found for problematic cannabis use [(symptoms of) abuse and dependence]. Various explanations could be proposed for these inconsistent results, including differences in measurement scales, sample size and demographic differences (age, sex, nationality, socio-economic status). In particular, very large sample sizes are required to estimate accurately genetic and shared environmental influences when using dichotomous variables (which is the

case in most cannabis use studies). For this reason, many of the individual studies barely had the power to statistically distinguish between genetic and shared environmental influences, and confidence intervals (CIs) around the estimates were often very wide.

Here we carried out a meta-analysis of existing twin studies in order to provide a more accurate estimate of the magnitude of genetic and environmental influences on cannabis use initiation and problematic cannabis use [(symptoms of) abuse/dependence]. Because cannabis use in general is more prevalent among males than females [2], and some twin studies reported sex differences in contributions of genetic and environmental factors (e.g. [33,34]), meta-analyses were carried out separately for males and females in order to check for sex differences in cannabis use aetiology.

METHOD

Background information—twin studies and cannabis phenotypes

The twin design

The studies we examined in this meta-analysis are twin studies that apply genetic modelling to determine the sources of individual differences in cannabis use. Below, a short introduction to the classical twin design is provided; further details can be found elsewhere (e.g. [35–37]).

With the classical twin design, trait variance can be partitioned into its genetic and environmental (shared within twin pairs and non-shared) components, by analysing the resemblance in MZ and DZ twin pairs. Additive genetic variance (A) results from the sum of allelic effects within and across multiple genes affecting a trait. Shared environmental variance (C) is due to environmental influences shared within twin pairs, such as the family environment, prenatal influences, parental style and socio-economic status. Unshared environmental variance (E) results from environmental factors that are not shared within twin pairs (e.g. idiosyncratic events and experiences, unshared peers) and includes measurement error.

Estimates of these genetic and environmental variance components can be obtained because A, C and E each predict different patterns of MZ and DZ twin pair correlations. MZ twins share all their genes, while DZ twins share on average 50% of their genes. Hence, if A were the sole source of variance in a trait, twin correlations of 1.0 for MZ pairs and 0.5 for DZ pairs are expected. If C were the sole source of variance in a trait, a twin correlation of 1.0 for both MZ and DZ pairs is expected, and if E would be the sole source of variance in a trait a twin correlation of 0.0 for both MZ and DZ pairs is expected.

In reality, individual differences in complex phenotypes result from a combination of these genetic and environmental influences. Using the observed MZ and DZ twin pair correlations it is possible to estimate standardized A, C and E variance components, which represent the proportion of total variance accounted for by additive genetic, and shared and unshared environmental influences. All A, C and E estimates reported in this paper refer to standardized variance components. These estimates are obtained by employing maximum-likelihood modelling procedures, which determine the combination of genetic and environmental parameters that best fits the covariance structure of the observed data. In addition, confidence intervals around these estimates can also be calculated. Most reports used in our analyses employed maximum-likelihood modelling procedures using the statistical package MX [38], and others used LISREL [39,40].

It is assumed that the shared environmental variance component estimated in twin studies is generalizable to the general population. Studies including twins *and* their siblings make it possible to distinguish between general shared environmental influences and a special twin environment. Studies including siblings have not identified a significant twin environment effect for cannabis use [31,34,41].

Most cannabis use phenotypes are measured as dichotomous variables (i.e. cannabis users versus non-users) which can be analysed by using a threshold model [42]. This model assumes that there is an underlying continuum of liability which is distributed normally in the population. Upon this normal distribution, a threshold delimits affected versus unaffected cases. The variation in liability can be analysed in the same way as the variance for continuous variables.

Phenotypes: initiation of cannabis use and problematic use

The various twin studies into cannabis use have used different phenotypes (observable characteristics, traits or behaviours) such as initiation, use in the last year, regular use, symptoms of abuse or dependence to full diagnosis of abuse or dependence. In this meta-analysis we examine two cannabis-related phenotypes: initiation of cannabis use and problematic cannabis use.

Initiation of cannabis use is also often referred to as life-time cannabis use or 'ever used cannabis'. The core aspect is that it makes a distinction between individuals who have tried cannabis at least once in their life-time versus those who have not. Hence, this phenotype is a dichotomous variable.

The other phenotype we examine, problematic cannabis use, is defined less consistently. Different definitions of problematic cannabis use can be found in the

literature, ranging from symptoms of abuse to a full dependence diagnosis. Most studies use abuse and dependence criteria according to the *Diagnostic and Statistical Manual of Mental Disorders* (DSM-IV-TR [8]). According to the DSM-IV-TR ([8], p. 197) substance abuse is characterized by 'a maladaptive pattern of substance use manifested by recurrent and significant adverse consequences related to the repeated use of substances'. Substance dependence is a more advanced state of drug abuse, the essential feature of which is 'a cluster of cognitive, behavioural and physiological symptoms indicating that the individual continues use of the substance despite significant substance-related problems. There is a pattern of repeated self-administration that can result in tolerance, withdrawal and compulsive drug-taking behaviour' ([8], p. 199). Withdrawal symptoms do not have to be met for a cannabis dependence diagnosis [8], although this has been subject to debate [43].

In the present analysis, problematic use is defined operationally as having one or more of the symptoms of life-time abuse or dependence. We did not limit our focus to studies that use full abuse or dependence diagnosis only, because we are interested in vulnerability to problematic cannabis use or addiction. Because of this broad definition we incorporated studies using phenotypes such as 'abuse or dependence', 'one or more abuse or dependence symptoms' and 'abuse'. All studies incorporated into the meta-analysis have analysed problematic use as a dichotomous measure.

Data collection: literature search and study inclusion criteria

Selection of relevant twin studies on cannabis use and problematic use for this study started with a search of the electronic databases PubMed (<http://www.ncbi.nlm.nih.gov/entrez>) and ISI web of Knowledge (<http://apps.isiknowledge.com>) using the following keywords: *heritability/heredity/twin and cannabis/marijuana/hashish*. No restrictions regarding date range were specified. Abstracts of these search results ($n = 122$) were examined and relevant articles were retrieved for review. Three additional studies identified from reference lists from these studies and one manuscript in press ([44], results obtained by personal communication) were also added.

Subsequently, unsuitable studies were excluded from the analysis based on two main criteria. First, only studies specifically examining cannabis use were included, and those examining related phenotypes such as general drug use were omitted. Secondly, only studies that used twin samples and applied genetic modelling to investigate the genetics of cannabis involvement were included. This procedure identified 28 twin studies on life-time cannabis

use and 24 studies on problematic cannabis use. For the purpose of the meta-analysis, only studies using independent samples could be used. Some studies measured slightly different phenotypes in the same cohort, some authors examined more than one dependent measure concerning problematic cannabis use within one study, and some authors used a (sub)sample of the same cohort. In these cases only one of the reports was included in the meta-analysis, with a preference for reports with the largest sample, separate parameter estimates for each sex, the most suitable measure of cannabis use and estimates based on univariate models as opposed to multivariate models. Tables 1 and 2 show overviews of the available studies on cannabis use initiation and problematic use, respectively.

Finally, we used nine independent cohorts for males and eight for females for the meta-analysis of cannabis use initiation. For the meta-analysis of problematic cannabis use we used seven samples for males and six for females.

Meta-analysis

We meta-analysed the standardized variance components for the two phenotypes by calculating the weighted average genetic (A), shared environmental (C) and unshared environmental (E) estimates. An explanation of this method can be found in Li *et al.* [45] and Sutton *et al.* [46]. Briefly, to estimate the weighted mean, the male/female parameter estimates for each cohort were weighted by the number of males/females in the sample. In some cases the reports we used did not report separate parameter estimates for each sex (because they did not differ significantly). In these cases we used the equated estimates for both sexes. Calculations were conducted in Microsoft Office Excel 2007. Estimates were made separately for each sex and phenotype (cannabis use initiation and problematic cannabis use). We also calculated the 95% CIs around each estimate, calculated from the variance in the sample of source studies.

RESULTS

The twin studies we identified from the literature search, including information about the cohort, sample sizes, measure used and A, C and E estimates, are presented in Table 1 (cannabis use initiation) and Table 2 (problematic cannabis use). The studies selected for the meta-analyses are shown in bold type. One cohort [US, Vietnam Era Twin Registry (VETR)] used only male participants, so we could not include this cohort into our meta-analyses for females.

All cohorts are from western countries—more than half of them from US samples; other data were obtained

in Australia, the United Kingdom, the Netherlands and Norway. Table 3 shows the results of the meta-analysis.

Initiation of cannabis use

For both sexes, individual differences in cannabis use initiation are due moderately to genetic, shared environmental as well as unshared environmental influences. Although the confidence intervals for male and female estimates overlap, additive genetic influences are somewhat stronger for males, while the shared environment plays a greater role in females. Figure 1a,b displays the results of the meta-analyses for genetic contributions to cannabis use initiation for males and females, respectively. The horizontal lines represent the 95% CIs around the heritability estimates (diamonds) from the different cohorts. When confidence intervals were not reported by the source studies, they were estimated (dotted lines), based on a logarithmic curve regression of the confidence intervals and sample size from the other studies. The bottom line shows the results of our meta-analysis, displaying the narrower confidence interval of the estimates compared to the intervals from the source studies. As can be seen, the point estimates from the meta-analyses fall within all confidence intervals from the source studies, suggesting that the source studies are homogeneous.

Problematic cannabis use

According to our meta-analysis, more than half the individual differences in problematic cannabis use are due to genetic variance, while shared environmental influences and unique environmental influences have substantially lower contributions. The A estimate is higher for females than for males but, again, confidence intervals overlap.

Compared to those on cannabis use initiation, genetic influences on problematic use are higher while shared environmental influences are lower for females. The most notable difference is the C effect for females, which explains only 15% of the variance for problematic use but almost 40% for initiation of cannabis use.

Figure 2a,b represents the meta-analyses for genetic contributions to problematic cannabis use for males and females, respectively. Again, the bottom line shows the results of our meta-analysis. The point estimates from the meta-analyses fall generally within the reported CIs of the estimates from the source studies, suggesting reasonable homogeneity of studies. Exceptions were Agrawal *et al.* [47], where the confidence intervals are particularly narrow, and McGue *et al.* [27] and Tsuang *et al.* [48], where confidence intervals were not reported but estimated by us.

Table 1 Overview of twin studies into life-time cannabis use. Studies in bold type are used in the present meta-analysis.

Cohort	Reference	Country	Age (years)	Measure	Prevalence (in %)	Sex	MZ (pairs)	DZ (pairs)	A (in %, ± 95% CIs)	C (in %, ± 95% CIs)	E (in %, ± 95% CIs)
1	Agrawal <i>et al.</i> 2008 [29]	Australia	24–36	Use prior to age 17	60.2 (life-time use)	M	494	395	72 (64–80)	–	28 (20–36)
						F	698	513			
						OS		661			
1	Agrawal <i>et al.</i> 2007 [47]	Australia	24–36	Experimentation	M: 69	M	487	387	48 (46–50)	22 (12–41)	30 (28–31)
					F: 53	F	696	506	44 (41–49)	28 (26–35)	28 (20–29)
1	Lynskey <i>et al.</i> 2007 [70]	Australia	24–36	Life-time use	Not reported	M/F	6265	individuals	60 (45–72)	9 (1–22)	32 (26–36)
1	Lynskey <i>et al.</i> 2002 [33]	Australia	24–36	Life-time use	M: 68.8	M	487	387	67 (9–75)	0 (0–50)	33 (25–43)
					F: 53.2	F	699	507	45 (18–70)	26 (3–49)	29 (23–37)
						OS		655			
2	Agrawal <i>et al.</i> 2005 [49]	US, Virginia cohort 1	M: 20–58 F: 21–62	Cannabis use	48–53	M	702	489	56	26	18
		US, Virginia cohort 1	M: 20–58 F: 21–62	Early use, before age 18	M: 52.9 F: 46.6 (life-time use)	F	556	378	56	28	16
2	Agrawal <i>et al.</i> 2004 [71]	US, Virginia cohort 1	M: 20–58 F: 21–62	Ever used	M: 54	M	1196	MM pairs	16	52	32
		US, Virginia cohort 1	M: 20–58 F: 21–62	Life-time use	F: 48	F	934	FF pairs	40	38	22
2	Agrawal <i>et al.</i> 2004 [72]	US, Virginia cohort 1	M: 20–58 F: 21–62	Life-time use	M: 53	M	2953	individuals	36 (17–41)	35 (16–39)	29 (25–34)
		US, Virginia cohort 1	M: 20–58 F: 21–62	Life-time use	F: ~48	F	2132	individuals	23	45	32
2	Agrawal <i>et al.</i> 2004 [53]	US, Virginia cohort 1	M: 20–58 F: 21–62	Life-time use	M: 54.0	M	702	489	46	29	25
		US, Virginia cohort 1	M: 20–58 F: 21–62	Initiation	F: 47.6	F	556	378	27 (9–54)	42 (40–48)	31 (30–36)
2	Karkowski <i>et al.</i> 2000 [73]	US, Virginia cohort 1	M: 30.1 ± 7.6	Life-time use	Not reported	F	499	327	29 (7–55)	50 (49–69)	21 (17–26)
		US, Virginia cohort 1	M: 30.1 ± 7.6	Life-time use	54	M	1772	individuals	27	42	3
2	Kendler <i>et al.</i> 2005 [74]	US, Virginia cohort 1	F: 36.6 ± 8.1 M/OS twins: 36.8 ± 9.1	Life-time use	M: 39–63 F: 33–55 (differs per age group)	M	880/1445/584	pairs	41 (19–63)	29 (9–48)	30 (25–36)
		US, Virginia cohort 1	20–58	Life-time use	54.0	F	485/1149/283	pairs (waves 1/2/3)	35	35	30
2	Kendler <i>et al.</i> 2000 [75]	US, Virginia cohort 1	20–58	Life-time use	MZ: 50.4 DZ: 55.9	M	708	490	33 (5–60)	34 (10–58)	33 (26–40)
		US, Virginia cohort 1	37.7 ± 7.5	Life-time use	48.7	F	1934	individuals	46 (18–77)	29 (0–54)	25 (20–32)
2	Kendler <i>et al.</i> 1998 [77]	US, Virginia cohort 1	22–62	Life-time use	MZ: 46.0 DZ: 52.8	F	485	335	40 (10–72)	35 (6–60)	25 (18–34)

Table 1 Cont.

Cohort	Reference	Country	Age (years)	Measure	Prevalence (in %)	Sex	MZ (pairs)	DZ (pairs)	A (in %, ± 95% CIs)	C (in %, ± 95% CIs)	E (in %, ± 95% CIs)
2	Neale <i>et al.</i> 2006 [78]	US, Virginia cohort 1	Not reported	Life-time use	Not reported	F	499	327	48	28	25
3	Maes <i>et al.</i> 1999 [28]	US, Virginia cohort 2	8–16	Life-time use	M: 0.0–12.6 F: 0.0–10.9 (differs per age)	M F OS	300 389	184 187	22 (0–78)	68 (15–93)	9 (2–27)
4	Lessem <i>et al.</i> 2006 [79]	US, Add Health	Wave 1: M: 16.2 ± 1.7 Wave 2: M: 16.7 ± 1.6	Ever used	35	M/F	4846/4413 (pairs per wave, includes sibling pairs)		21 (0–51)	57 (32–76)	22 (10–42)
4	Miles <i>et al.</i> 2001 [80]	US, Add Health	13–21	Ever used	35	M F OS	144 145	131 114	31 (1–61)	47 (21–69)	22 (14–34)
5	McGue <i>et al.</i> 2000 [27]	US, Minnesota cohort 2	17	Ever used	M: 20.4 F: 24.0	M F	188 223	101 114	26 13	56 61	18 26
6	Rhee <i>et al.</i> 2003 [34]	US, Colorado	12–19	Initiation	M: 27.2 F: 27.1	M F OS	159 186	113 101	39 (2–81) 72 (29–95)	44 (7–73) 24 (2–65)	17 (7–34) 4 (1–12)
7	Fowler <i>et al.</i> 2007 [51]	UK	11–19	Initiation	24	M/F	461	714	35 (5–63)	47 (24–71)	18 (10–36)
7	Shelton <i>et al.</i> 2007 [81]	UK	Time 1: 5–13 Time 2: 11–20	Initiation	M: 22 F: 21	M F OS	177 248	132 189	35 (5–63)	47 (24–71)	18 (10–36)
8	Grant <i>et al.</i> 2006 [68]	US, VETR	36–55	Ever used	~40	M	1583	1255	60	8	32
8	Tsuang <i>et al.</i> 1999 [82]	US, VETR	36–55	Transition from exposure to initiation	47.2 (life-time use)	M	1874	1498	44 (22–60)	10 (0–28)	46 (39–53)
9	Vink <i>et al.</i> (in press) [44]	the Netherlands	21–40	Cannabis initiation	M: 36.2 F: 24.7	M F OS	158 422	98 205	44 (16–74)	31 (4–55)	24 (17–33)

A: additive genetic variance; C: shared environmental variance; E: unshared environmental variance; CIs: confidence intervals; DZ: dizygotic; F: female; M: male; MZ: monozygotic; OS: opposite sex; VETR: Vietnam Era Twin Registry.

Table 2 Overview of twin studies into problematic cannabis use. Studies in bold type are used in the present meta-analysis.

Cohort	Reference	Country	Age (years)	Measure	Prevalence (%)	Sex	MZ (pairs)	DZ (pairs)	A (in %, ± 95% CIs)	C (in %, ± 95% CIs)	E (in %, ± 95% CIs)
1	Agrawal et al. 2007 [47]	Australia	24–36	Abuse/dependence problems	M: 28	M	487	387	68 (65–69)	14 (12–14)	18 (16–19)
1	Lynskey et al. 2002 [33]	Australia	24–36	Life-time dependence; 2 or more symptoms	F: 15 M: 15.1	F	696	506	55 (30–63)	16 (11–19)	29 (20–31)
2	Agrawal et al. 2005 [49]	US, Virginia cohort 1	M: 20–58 F: 21–62	Abuse/dependence	M: 18.0	M	702	489	31	0	69
2	Agrawal et al. 2004 [57]	US, Virginia cohort 1	M: 20–58 F: 21–62	Abuse/dependence	M: ~18 F: ~8	M	2632 MM individuals 1943 FF individuals	378	36	0	64
2	Agrawal et al. 2004 [53]	US, Virginia cohort 1	M: 20–58 F: 21–62	Abuse/dependence	M: 18.0 F: 7.5	M	702	489	76	–	24
2	Gillespie et al. 2009 [50]	US, Virginia cohort 1	24–62	Symptoms of abuse	Not reported	M	1772 individuals	378	48 (47–56)	28 (0–31)	24 (18–26)
2	Kendler et al. 2007 [83]	US, Virginia cohort 1	(at wave 3) F: 36.3 (8.2) M: 37.0 (9.1)	Number of abuse/dependence symptoms	M: 20.5 F: 9.4	M	1666	1269	71	–	29
2	Kendler et al. 2003 [54]	US, Virginia cohort 1	20–58	Life-time abuse/dependence	(at least one symptom) 18.3	F	1151	779	73	1	26
2	Kendler et al. 2000 [75]	US, Virginia cohort 1	20–58	Abuse	MZ: 16.6 DZ: 20.1	M	708	490	76 (42–82)	1 (0–31)	23 (17–33)
2	Kendler et al. 1999 [76]	US, Virginia cohort 1	37.7 ± 7.5	Life-time use	7.9	F	1934 individuals		47	19	34
2	Kendler et al. 1998 [77]	US, Virginia cohort 1	22–62	Life-time Abuse	MZ: 7.8 DZ: 7.6	F	485	335	72 (56–84)	–	28 (16–44)
2	Neale et al. 2006 [78]	US, Virginia cohort 1	Not reported	Abuse	Not reported	F	499	327	48	30	33
3	van den Bree et al. 1998 [67]	US, Minnesota cohort 1	15–63	Abuse and or dependence	n/a, treatment sample	M	56	66	68	24	8
						F	38	28	53	0	47

Table 2 Cont.

Cohort	Reference	Country	Age (years)	Measure	Prevalence (%)	Sex	MZ (pairs)	DZ (pairs)	A (in %, ± 95% CIs)	C (in %, ± 95% CIs)	E (in %, ± 95% CIs)
4	McGue <i>et al.</i> 2000 [27]	US, Minnesota cohort 2	17	Life-time Abuse/dependence	M: 7.1 F: 6.7	M F	188 223	101 114	54 6	27 68	19 26
5	Rhee <i>et al.</i> 2003 [34]	US, Colorado	12–19	One or more abuse/dependence symptoms	M: 13.7 F: 12.7	M F OS	159 186	113 101 123 306 sibling 74 adoptive	34 (0–67)	36 (10–60)	30 (16–48)
5	Young <i>et al.</i> 2006 [31]	US, Colorado	12–18	One or more abuse/dependence symptoms	M: 0.8–28.8 F: 0.0–22.9 (age 12–18)	M/F	645	702 429 sibling 96 adoptive	55 (29–80)	24 (2–44)	21 (13–33)
6	Fu <i>et al.</i> 2002 [84]	US, VETR	33–52	Life-time dependence	6.6	M	1868	1492	50	13	37
6	Grant <i>et al.</i> 2006 [68]	US, VETR	36–55	Life-time abuse/dependence	–8	M	1583	1255	39	20	40
6	True <i>et al.</i> 1999 [85]	US, VETR	33–52	3 or more life-time symptoms of abuse/dependence	6.7	M	1856	1479	43.9	21.3	35.8
6	Tsuang <i>et al.</i> 1999 [82]	US, VETR	36–55	Transition to abuse and dependence	7.2 (abuse/dependence)	M	1874	1498	22 (0–49)	9 (0–40)	69 (51–88)
6	Tsuang <i>et al.</i> 1998 [48]	US, VETR	36–55	Life-time abuse or dependence	7.2	M	1874	1498	33	29	38
6	Tsuang <i>et al.</i> 1996 [86]	US, VETR	36–55	Life-time abuse or dependence	7.2	M	1874	1498	33	29	38
6	Xian <i>et al.</i> 2008 [55]	US, VETR	33–55	Life-time dependence diagnosis	6.6	M	1857	1482	38	26	35
7	Kendler <i>et al.</i> 2006 [30]	Norway	Mean = 28.2 (3.9)	Symptoms of abuse or dependence	1.6	M F OS	220 448	117 263 338	75 (34–89)	0 (0–34)	23 (11–47)

A: additive genetic variance; C: shared environmental variance; E: unshared environmental variance; CIs: confidence intervals; DZ: dizygotic; F: female; M: male; MZ: monozygotic; OS: opposite sex; VETR: Vietnam Era Twin Registry.

Table 3 Parameter estimates (in % of variance explained) for A (additive genetic variance), C (shared environmental variance) and E (unshared environmental variance) for initiation of cannabis use and problematic cannabis use as obtained from meta-analysis. Estimates are presented separately for males and females.

	Initiation of cannabis use			Problematic cannabis use		
	A	C	E	A	C	E
Males	47.6 (37.5–57.8)	25.1 (10.9–39.3)	27.2 (22.1–32.3)	51.4 (37.9–64.9)	19.8 (11.3–28.3)	28.8 (22.2–35.3)
Females	39.6 (30.0–49.2)	39.0 (28.6–49.4)	21.2 (15.5–26.9)	58.5 (44.2–72.9)	15.2 (0.5–29.9)	26.3 (23.1–29.5)

DISCUSSION

Results of twin studies investigating the extent to which cannabis use vulnerability is due to genetic and environmental influences have been inconsistent. We carried out the first meta-analysis of twin studies into cannabis use in order to obtain more accurate estimates of the relative magnitude of genetic and environmental influences on cannabis use initiation and problematic use. Results for cannabis use initiation showed significant A, C and E influences accounting for 48%, 25% and 27% of the variance in males, and 40%, 39% and 21% of the variance in females. The corresponding A, C and E estimates for problematic cannabis use were 51%, 20% and 29% for males and 59%, 15% and 26% for females, all of which were significant. Confidence intervals for these estimates were considerably narrower than those in the source studies.

Our findings thus indicate that vulnerability to both cannabis use initiation and problematic use is substantially heritable. Twin studies that analysed both phenotypes in one model have revealed that part of these genetic factors overlap between cannabis use initiation and problematic use [49–51]. This implies that vulnerability to initiate cannabis use is due partly to the same set of genes as vulnerability to progress cannabis use.

For females, the relative genetic contribution was lower and the shared environmental contribution higher for initiation of cannabis use compared to problematic use, in accordance with Agrawal & Lynskey [43]. This may be because the initial stages of the process of cannabis use are more sensitive to environmental factors, such as drug availability and use by peers [52], whereas the likelihood of dependence is more influenced by biological factors such as individual differences in physical response to the drug.

Genetic factors influencing cannabis use overlap with those influencing use of other illicit drugs, although there are also specific genetic factors influencing use of each particular drug [31, 48, 53–55]. The general genetic vulnerability to drug use could be related to genes underlying personality characteristics such as novelty seeking

[56–59], to biochemical attributes [60] or to psychiatric vulnerability [61, 62].

By means of genetic linkage and association studies it could be possible to identify some of the specific genetic variants that influence cannabis use. However, cannabis use phenotypes are likely to be polygenic, with each gene accounting for only a small proportion of the variance, as seems to be the case for other complex phenotypes [63]. For substance use disorders in general, genome-wide association studies have found dozens of genes that could contribute to vulnerability [64]. Many of these gene variants are likely to alter specification and maintenance of neuronal connections [64]. Genes identified as affecting vulnerability to drug use problems could be potential targets for pharmaceutical drugs aiming to modify addictions.

The magnitude of C and E contributions to both cannabis use initiation and problematic use indicates that environmental factors (which are often modifiable) also play a substantial role. In a longitudinal twin study, Korhonen *et al.* [65] identified some of the environmental factors that predict cannabis as well as other illicit drug use. They found that paternal drinking behaviour was a significant familial predictor (although this could also be a manifestation of their shared genetic vulnerability). Other predictors they mention are early smoking onset, drinking to intoxication, having peers who smoke cigarettes or have acquaintances with drug experience and aggressive behaviours among males [65]. Scherrer *et al.* [66] also found that perceptions of substance use among siblings, friends and school peers are associated strongly with cannabis abuse/dependence in young adults.

Prevention and intervention programmes should focus upon identifying and modifying these risk factors. Thus, programmes focusing upon not just the individual, but also their family and peer groups, could be beneficial. Also, parents should be aware of the role they could play in preventing use of cannabis and other drugs by their children. Peers and parents can probably also serve as protective factors for cannabis use. Chabrol *et al.* [52] found that the number of peers opposed to cannabis use

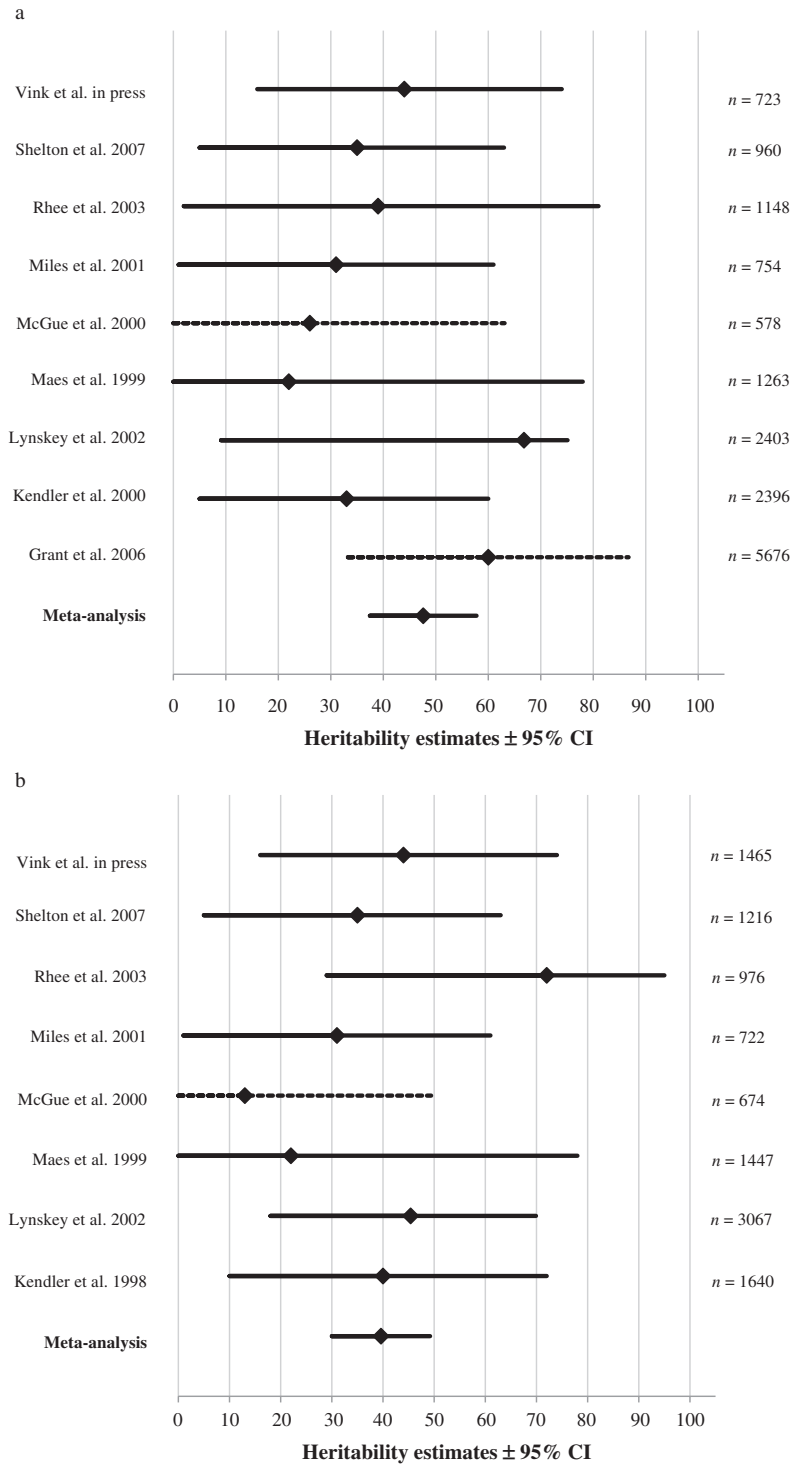


Figure 1 Heritability estimates [i.e. proportion of variance accounted for by genetic influences (A)] and 95% confidence intervals for the studies used in the meta-analysis of cannabis use initiation for males (a) and females (b). The bottom line shows the weighted A estimate and 95% confidence intervals estimated in the present meta-analysis. Dotted lines show confidence intervals estimated by a logarithmic curve regression on the sample sizes

as well as students' negative expectations of cannabis use were protective factors. Our finding that C influences seem to be more important to cannabis use initiation for females than for males suggests that females may be more sensitive to prevention and intervention programmes.

Although the parameter estimates from this meta-analysis have narrower confidence intervals than most of the source studies, their precision is still limited for several

reasons. First, despite the large number of twin studies into cannabis use phenotypes, they were based only on a low number of independent cohorts; our variance components estimates are based on six to nine cohorts. Also, all cohorts are from western countries, with more than half of them from the United States, so the results are not necessarily generalizable to different populations. Additional and more varied cohorts would increase the

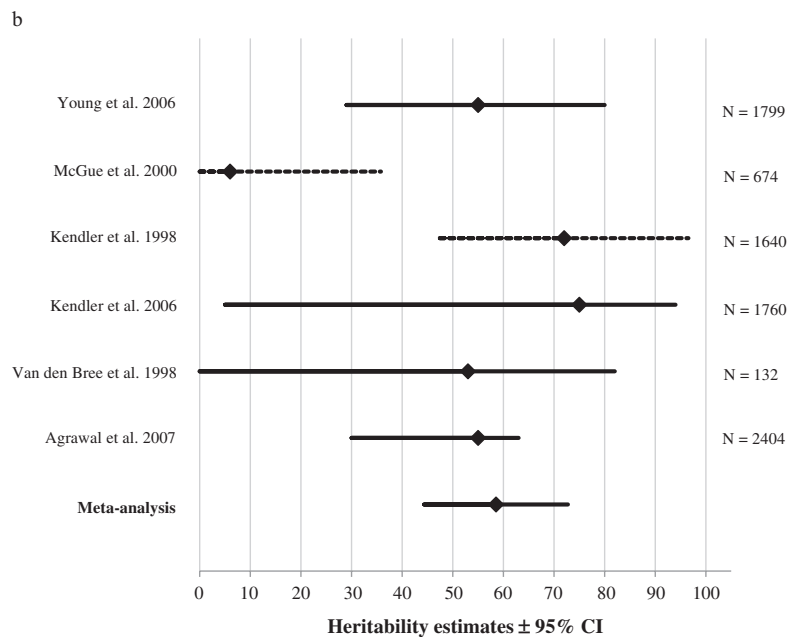
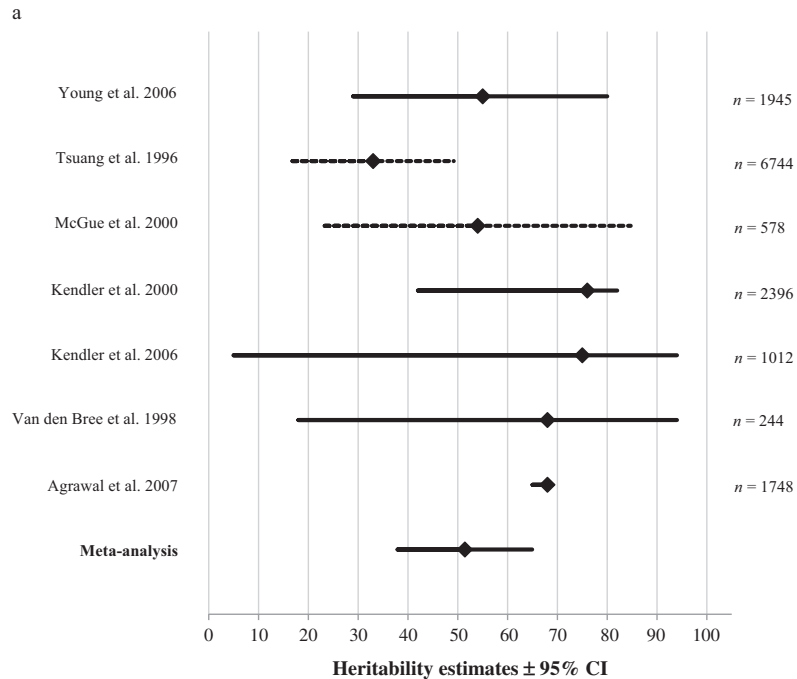


Figure 2 Heritability estimates [i.e. proportion of variance accounted for by genetic influences (A)] and 95% confidence intervals for the studies used in the meta-analysis of problematic cannabis use for males (a) and females (b). The bottom line shows the weighted A estimate and 95% confidence intervals estimated in the present meta-analysis. Dotted lines show confidence intervals estimated by a logarithmic curve regression on the sample sizes

generalizability as well as the precision of the estimates. On the other hand, the countries from which the different samples are drawn have different policies towards cannabis use, which might influence the reported genetic and environmental estimates. For example, in countries with a more liberal cannabis policy, such as the Netherlands, cannabis is more easily available. Therefore, the relative contribution of environmental effects could be smaller and that of genetic effects larger. However, such a difference is not supported by the findings from Vink *et al.* [44], who reported A, C and E estimates for initiation for the Dutch sample that fit very well within the confidence intervals of our weighted averages.

Another limitation is that the twin studies we analysed differed regarding the composition of the sample, the phenotypic measures and the statistical method used. These inconsistencies between the studies are likely to be partly responsible for their inconsistent results. By combining the studies into one analysis we did not acknowledge possible differences between different samples and methods. For example, two source cohorts did not use population-based samples. First, in the meta-analysis for problematic use, we included a study using a treatment sample [67]. Because of the small sample size of this study and the fact that the reported variance components were relatively consistent with those from the other

source studies, this one study should not have biased our results strongly.

Secondly, for both variables we incorporated a male cohort of twins where both twins served in the US army during the Vietnam Era [48,68]. Genetic estimates based on this cohort are relatively high for cannabis initiation and relatively low for problematic cannabis use. Because the sample size of the source study is quite large, if the aetiology of cannabis use in Vietnam veterans is different from that in the general population, the inclusion of this study could have biased our results.

Also, in our analyses we combined studies using samples of varying age ranges, while results of earlier studies have suggested that from adolescence to adulthood the effect of shared environment gradually declines, while genetic influences gradually increases [69]. Younger individuals might have limited access to marijuana and experience less peer pressure. However, because of the low number of independent samples, it was not possible to distinguish meaningfully between different age groups or to conduct other subanalyses. The inclusion of adolescents and adults in one analysis might have modestly influenced our results, but estimates from the adolescent samples did not differ markedly from those from adult samples, so the effect would be small. Compared to the results of our analyses, heritability estimates for cannabis use initiation were relatively low and shared environmental estimates relatively high for some adolescent samples [27,28]. However, Rhee *et al.* [34] found a very high A estimate of 72%, and a relatively low C estimate for adolescent females.

Overall, our meta-analyses, by aggregating the results of a number of previous twin studies, provided more robust estimates of the genetic and environmental influences on cannabis initiation and problematic use. Because our analyses average estimates over samples of different sizes and demographic make-up, our findings are likely to be more generalizable than the source studies. Our results indicate that A, C and E factors each contribute significantly to vulnerability to both cannabis use initiation and problematic use. This confirms that cannabis problems do not have a single or simple cause, and suggests that both genetic and environmental factors are potential targets for treatment and prevention measures.

Declarations of interest

None.

Acknowledgements

K.J.H.V. is supported by DA018267 from the National Institute on Drug Abuse to M.T.L. J.M.V. is supported by NWO (VENI 451-06-004). S.E.M. is supported by an

Australian NHMRC Sidney Sax Fellowship (443036). We thank Arpana Agrawal for advice regarding the Virginia twin sample, and Marianne van den Bree for providing additional results from their study not reported in the published text.

References

1. United Nations Office on Drugs and Crime (UNODC). 2008 *World Drug Report*. 2008. Available at: http://www.unodc.org/documents/wdr/WDR_2008/WDR_2008_eng_web.pdf (accessed 3 May 2009). Archived by WebCite at: <http://www.webcitation.org/5guBGlV8A>.
2. European Monitoring Centre for Drugs and Drug Addiction (EMCDDA). *Annual report 2008: the state of the drugs problem in Europe*. Luxembourg: Office for Official Publications of the European Communities 2008. Available at: http://www.emcdda.europa.eu/attachements.cfm/att_64227_EN EMCDDA_AR08_en.pdf (accessed 3 May 2009). Archived by WebCite at: <http://www.webcitation.org/5guBKirCX>.
3. Huas C., Hassler C., Choquet M. Has occasional cannabis use among adolescents also to be considered as a risk marker. *Eur J Public Health* 2008; **18**: 626–9.
4. Hall W., Solowij N. Adverse effects of cannabis. *Lancet* 1998; **352**: 1611–6.
5. Hall W., Babor T. F. Cannabis use and public health: assessing the burden. *Addiction* 2000; **95**: 485–90.
6. van Ours J. C., Williams J. Why parents worry: initiation into cannabis use by youth and their educational attainment. *J Health Econ* 2009; **28**: 132–42.
7. Fergusson D. M., Horwood L. J. Early onset cannabis use and psychosocial adjustment in young adults. *Addiction* 1997; **92**: 279–96.
8. American Psychiatric Association. *Diagnostic and Statistical Manual of Mental Disorder*, 4th edn, text revision. Washington, DC: American Psychiatric Association; 2000.
9. Kandel D. B. Stages in adolescent involvement in drug-use. *Science* 1975; **190**: 912–4.
10. Kandel D. B., Yamaguchi K., Chen K. Stages of progression in drug involvement from adolescence to adulthood—further evidence for the gateway theory. *J Stud Alcohol* 1992; **53**: 447–57.
11. Fergusson D. M., Horwood L. J. Does cannabis use encourage other forms of illicit drug use? *Addiction* 2000; **95**: 505–20.
12. Hall W. D., Lynskey M. Is cannabis a gateway drug? Testing hypotheses about the relationship between cannabis use and the use of other illicit drugs. *Drug Alcohol Rev* 2005; **24**: 39–48.
13. Cleveland H. H., Wiebe R. P. Understanding the association between adolescent marijuana use and later serious drug use: gateway effect or developmental trajectory? *Dev Psychopathol* 2008; **20**: 615–32.
14. Morral A. R., McCaffrey D. E., Paddock S. M. Reassessing the marijuana gateway effect. *Addiction* 2002; **97**: 1493–504.
15. Brook J. S., Whiteman M., Gordon A. S., Brook D. W. Father's influence on his daughter's marijuana use viewed in a mother and peer context. *Adv Alcohol Subst Abuse* 1985; **4**: 165–90.
16. Groerer J. Correlation between drug use by teenagers and drug use by older family members. *Am J Drug Alcohol Abuse* 1987; **13**: 95–108.

17. Johnson G. M., Shontz F. C., Locke T. P. Relationship between adolescent drug use and parental drug behaviors. *Adolescence* 1984; **19**: 295–9.
18. Meller W. H., Rinehart R., Cadoret R. J., Troughton E. Specific familial transmission in substance abuse. *Int J Addict* 1988; **23**: 1029–39.
19. Brook J. S., Whiteman M., Brook D. W., Gordon A. S. Sibling influences on adolescent drug-use—older brothers on younger brothers. *J Am Acad Child Adolesc Psychiatry* 1991; **30**: 958–66.
20. Merikangas K. R., Li J. J., Stipelman B., Yu K., Fucito L., Swendsen J. *et al.* The familial aggregation of cannabis use disorders. *Addiction* 2009; **104**: 622–9.
21. Yates W. R., Cadoret R. J., Troughton E., Stewart M. A. An adoption study of DSM-III-R alcohol and drug dependence severity. *Drug Alcohol Depend* 1996; **41**: 9–15.
22. Cadoret R. J., Yates W. R., Troughton E., Woodworth G., Stewart M. A. Adoption study demonstrating 2 genetic pathways to drug-abuse. *Arch Gen Psychiatry* 1995; **52**: 42–52.
23. Cadoret R. J., Yates W. R., Troughton E., Woodworth G., Stewart M. A. An adoption study of drug abuse dependency in females. *Comp Psychiatry* 1996; **37**: 88–94.
24. Cloninger C. R., Bohman M., Sigvardson S. Inheritance of alcohol-abuse—cross-fostering analysis of adopted men. *Arch Gen Psychiatry* 1981; **38**: 861–8.
25. Cloninger C. R., Bohman M., Sigvardsson S., von Knorring A. L. Psychopathology in adopted-out children of alcoholics. The Stockholm adoption study. *Recent Dev Alcohol* 1985; **3**: 37–51.
26. Sigvardsson S., Bohman M., Cloninger C. R. Replication of the Stockholm adoption study of alcoholism—confirmatory cross-fostering analysis. *Arch Gen Psychiatry* 1996; **53**: 681–7.
27. McGue M., Elkins I., Iacono W. G. Genetic and environmental influences on adolescent substance use and abuse. *Am J Med Genet* 2000; **96**: 671–7.
28. Maes H. H., Woodard C. E., Murrelle L., Meyer J. M., Silberg J. L., Hewitt J. K. *et al.* Tobacco, alcohol and drug use in eight- to sixteen-year-old twins: the Virginia Twin Study of Adolescent Behavioral Development. *J Stud Alcohol* 1999; **60**: 293–305.
29. Agrawal A., Lynskey M. T., Pergadia M. L., Bucholz K. K., Heath A. C., Martin N. G. *et al.* Early cannabis use and DSM-IV nicotine dependence: a twin study. *Addiction* 2008; **103**: 1896–904.
30. Kendler K. S., Aggen S. H., Tambs K., Reichborn-Kjennerud T. Illicit psychoactive substance use, abuse and dependence in a population-based sample of Norwegian twins. *Psychol Med* 2006; **36**: 955–62.
31. Young S. E., Rhee S. H., Stallings M. C., Corley R. P., Hewitt J. K. Genetic and environmental vulnerabilities underlying adolescent substance use and problem use: general or specific? *Behav Genet* 2006; **36**: 603–15.
32. Cho H. S., Guo G., Iritani B. J., Hallfors D. D. Genetic contribution to suicidal behaviors and associated risk factors among adolescents in the US. *Prev Sci* 2006; **7**: 303–11.
33. Lynskey M. T., Heath A. C., Nelson E. C., Bucholz K. K., Madden P. A. F., Slutske W. S. *et al.* Genetic and environmental contributions to cannabis dependence in a national young adult twin sample. *Psychol Med* 2002; **32**: 195–207.
34. Rhee S. H., Hewitt J. K., Young S. E., Corley R. P., Crowley T. J., Stallings M. C. Genetic and environmental influences on substance initiation, use, and problem use in adolescents. *Arch Gen Psychiatry* 2003; **60**: 1256–64.
35. Neale M. C., Cardon L. R. *Methodology for Genetic Studies of Twins and Families*. Series N. A., editor. Dordrecht: Kluwer; 1992.
36. Posthuma D., Beem A. L., de Geus E. J. C., van Baal G. C. M., von Hjelmborg J. B., Lachine I. *et al.* Theory and practice in quantitative genetics. *Twin Res* 2003; **6**: 361–76.
37. Boomsma D., Busjahn A., Peltonen L. Classical twin studies and beyond. *Nat Rev Genet* 2002; **3**: 872–82.
38. Neale M. C., Boker S. M., Xie G., Maes H. H. *Mx: Statistical Modeling*, 7th edn. VCU Box 900126. Richmond, VA 23298: Department of Psychiatry; 2006.
39. Jöreskog K. G., Sörbom D. *LISREL 8.30 and PRELIS 2.30 for Windows*. Chicago: Scientific Software; 1999.
40. Boomsma D. I., Molenaar P. C. M. Using LISREL to analyze genetic and environmental covariance structure. *Behav Genet* 1986; **16**: 237–50.
41. Kendler K. S., Neale M. C., Thornton L. M., Aggen S. H., Gilman S. E., Kessler R. C. Cannabis use in the last year in a US national sample of twin and sibling pairs. *Psychol Med* 2002; **32**: 551–4.
42. Falconer D. S. *Introduction to Quantitative Genetics*. Harlow, UK: Longman Scientific and Technical; 1989.
43. Agrawal A., Lynskey M. T. The genetic epidemiology of cannabis use, abuse and dependence. *Addiction* 2006; **101**: 801–12.
44. Vink J. M., Wolters L., Neale M. C., Boomsma D. I. Heritability of cannabis initiation in Dutch adult twins. *Addict Behav* 2010; in press.
45. Li M. D., Cheng R., Ma J. Z., Swan G. E. A meta-analysis of estimated genetic and environmental effects on smoking behavior in male and female adult twins. *Addiction* 2003; **98**: 23–31.
46. Sutton A. J., Abrams K. R., Jones D. R., Sheldon T. A., Song F. *Methods for Meta-Analysis in Medical Research*. New York: John Wiley & Sons, Inc.; 2000.
47. Agrawal A., Lynskey M. T., Bucholz K. K., Martin N. G., Madden P. A. F., Heath A. C. Contrasting models of genetic co-morbidity for cannabis and other illicit drugs in adult Australian twins. *Psychol Med* 2007; **37**: 49–60.
48. Tsuang M. T., Lyons M. J., Meyer J. M., Doyle T., Eisen S. A., Goldberg J. *et al.* Co-occurrence of abuse of different drugs in men—the role of drug-specific and shared vulnerabilities. *Arch Gen Psychiatry* 1998; **55**: 967–72.
49. Agrawal A., Neale M. C., Jacobson K. C., Prescott C. A., Kendler K. S. Illicit drug use and abuse/dependence: modeling of two-stage variables using the CCC approach. *Addict Behav* 2005; **30**: 1043–8.
50. Gillespie N. A., Neale M. C., Kendler K. S. Pathways to cannabis abuse: a multi-stage model from cannabis availability, cannabis initiation and progression to abuse. *Addiction* 2009; **104**: 430–8.
51. Fowler T., Lifford K., Shelton K., Rice F., Thapar A., Neale M. C. *et al.* Exploring the relationship between genetic and environmental influences on initiation and progression of substance use. *Addiction* 2007; **102**: 413–22.
52. Chabrol H., Chauchard E., Mabila J. D., Mantoulan R., Adele A., Rousseau A. Contributions of social influences and expectations of use to cannabis use in high-school students. *Addict Behav* 2006; **31**: 2116–9.
53. Agrawal A., Neale M. C., Prescott C. A., Kendler K. S. Cannabis and other illicit drugs: comorbid use and abuse/

- dependence in males and females. *Behav Genet* 2004; **34**: 217–28.
54. Kendler K. S., Jacobson K. C., Prescott C. A., Neale M. C. Specificity of genetic and environmental risk factors for use and abuse/dependence of cannabis, cocaine, hallucinogens, sedatives, stimulants, and opiates in male twins. *Am J Psychiatry* 2003; **160**: 687–95.
 55. Xian H., Scherrer J. F., Grant J. D., Eisen S. A., True W. R., Jacob T. *et al.* Genetic and environmental contributions to nicotine, alcohol and cannabis dependence in male twins. *Addiction* 2008; **103**: 1391–8.
 56. Vink J. M., Nawijn L., Boomsma D. I., Willemsen G. Personality differences in monozygotic twins discordant for cannabis use. *Addiction* 2007; **102**: 1942–6.
 57. Agrawal A., Jacobson K. C., Prescott C. A., Kendler K. S. A twin study of personality and illicit drug use and abuse/dependence. *Twin Res* 2004; **7**: 72–81.
 58. Jang K. L., Livesley W. J., Vernon P. A. Heritability of the big five personality dimensions and their facets: a twin study. *J Pers* 1996; **64**: 577–91.
 59. Stoel R. D., De Geus E. J. C., Boomsma D. I. Genetic analysis of sensation seeking with an extended twin design. *Behav Genet* 2006; **36**: 229–37.
 60. Duaux E., Krebs M. O., Loo H., Poirier M. F. Genetic vulnerability to drug abuse. *Eur Psychiatry* 2000; **15**: 109–14.
 61. Caroti E., Fonzi L., Marconi D., Bersani G. Cannabis and depression. *Riv Psichiatria* 2007; **42**: 8–16.
 62. Shih R. A., Belmonte P. L., Zandi P. P. A review of the evidence from family, twin and adoption studies for a genetic contribution to adult psychiatric disorders. *Int Rev Psychiatry* 2004; **16**: 260–83.
 63. Weiss K. M. Tilting at quixotic trait loci (QTL): an evolutionary perspective on genetic causation. *Genet* 2008; **179**: 1741–56.
 64. Uhl G. R., Drgon T., Johnson C., Fatusin O. O., Liu Q. R., Contoreggi C. *et al.* 'Higher order' addiction molecular genetics: convergent data from genome-wide association in humans and mice. *Biochem Pharmacol* 2008; **75**: 98–111.
 65. Korhonen T., Huizink A. C., Dick D. M., Pulkkinen L., Rose R. J., Kaprio J. Role of individual, peer and family factors in the use of cannabis and other illicit drugs: a longitudinal analysis among Finnish adolescent twins. *Drug Alcohol Depend* 2008; **97**: 33–43.
 66. Scherrer J. F., Grant J. D., Duncan A. E., Pan H., Waterman B., Jacob T. *et al.* Measured environmental contributions to cannabis abuse/dependence in an offspring of twins design. *Addict Behav* 2008; **33**: 1255–66.
 67. van den Bree M. B. M., Johnson E. O., Neale M. C., Pickens R. W. Genetic and environmental influences on drug use and abuse/dependence in male and female twins. *Drug Alcohol Depend* 1998; **52**: 231–41.
 68. Grant J. D., Scherrer J. F., Lyons M. T., Lyons M. J., Eisen S. A., Tsuang M. T. *et al.* Adolescent alcohol use is a risk factor for adult alcohol and drug dependence: evidence from a twin design. *Psychol Med* 2006; **36**: 109–18.
 69. Kendler K. S., Schmitt E., Aggen S. H., Prescott C. A. Genetic and environmental influences on alcohol, caffeine, cannabis, and nicotine use from early adolescence to middle adulthood. *Arch Gen Psychiatry* 2008; **65**: 674–82.
 70. Lyons M. T., Grant J. D., Li L., Nelson E. C., Bucholz K. K., Madden P. A. F. *et al.* Stimulant use and symptoms of abuse/dependence: epidemiology and associations with cannabis use—a twin study. *Drug Alcohol Depend* 2007; **86**: 147–53.
 71. Agrawal A., Neale M. C., Prescott C. A., Kendler K. S. A twin study of early cannabis use and subsequent use and abuse/dependence of other illicit drugs. *Psychol Med* 2004; **34**: 1227–37.
 72. Agrawal A., Prescott C. A., Kendler K. S. Forms of cannabis and cocaine: a twin study. *Am J Med Genet B Neuropsychiatr Genet* 2004; **129B**: 125–8.
 73. Karkowski L. M., Prescott C. A., Kendler K. S. Multivariate assessment of factors influencing illicit substance use in twins from female–female pairs. *Am J Med Genet* 2000; **96**: 665–70.
 74. Kendler K. S., Gardner C., Jacobson K. C., Neale M. C., Prescott C. A. Genetic and environmental influences on illicit drug use and tobacco use across birth cohorts. *Psychol Med* 2005; **35**: 1349–56.
 75. Kendler K. S., Karkowski L. M., Neale M. C., Prescott C. A. Illicit psychoactive substance use, heavy use, abuse, and dependence in a US population-based sample of male twins. *Arch Gen Psychiatry* 2000; **57**: 261–9.
 76. Kendler K. S., Karkowski L. M., Corey L. A., Prescott C. A., Neale M. C. Genetic and environmental risk factors in the aetiology of illicit drug initiation and subsequent misuse in women. *Br J Psychiatry* 1999; **175**: 351–6.
 77. Kendler K. S., Prescott C. A. Cannabis use, abuse, and dependence in a population-based sample of female twins. *Am J Psychiatry* 1998; **155**: 1016–22.
 78. Neale M. C., Harvey E., Maes H. H. M., Sullivan P. F., Kendler K. S. Extensions to the modeling of initiation and progression: applications to substance use and abuse. *Behav Genet* 2006; **36**: 507–24.
 79. Lessem J. M., Hopfer C. J., Haberstick B. C., Timberlake D., Ehringer M. A., Smolen A. *et al.* Relationship between adolescent marijuana use and young adult illicit drug use. *Behav Genet* 2006; **36**: 498–506.
 80. Miles D. R., van den Bree M. B. M., Gupman A. E., Newlin D. B., Glantz M. D., Pickens R. W. A twin study on sensation seeking, risk taking behavior and marijuana use. *Drug Alcohol Depend* 2001; **62**: 57–68.
 81. Shelton K., Lifford K., Fowler T., Rice F., Neale M., Harold G. *et al.* The association between conduct problems and the initiation and progression of marijuana use during adolescence: a genetic analysis across time. *Behav Genet* 2007; **37**: 314–25.
 82. Tsuang M. T., Lyons M. J., Harley R. M., Xian H., Eisen S., Goldberg J. *et al.* Genetic and environmental influences on transitions in drug use. *Behav Genet* 1999; **29**: 473–9.
 83. Kendler K. S., Myers J., Prescott C. A. Specificity of genetic and environmental risk factors for symptoms of cannabis, cocaine, alcohol, caffeine, and nicotine dependence. *Arch Gen Psychiatry* 2007; **64**: 1313–20.
 84. Fu Q. A., Heath A. C., Bucholz K. K., Nelson E., Goldberg J., Lyons M. J. *et al.* Shared genetic risk of major depression, alcohol dependence, and marijuana dependence—contribution of antisocial personality disorder in men. *Arch Gen Psychiatry* 2002; **59**: 1125–32.
 85. True W. R., Heath A. C., Scherrer J. F., Xian H., Lin N., Eisen S. A. *et al.* Interrelationship of genetic and environmental influences on conduct disorder and alcohol and marijuana dependence symptoms. *Am J Med Genet* 1999; **88**: 391–7.
 86. Tsuang M. T., Lyons M. J., Eisen S. A., Goldberg J., True W., Lin N. *et al.* Genetic influences on DSM-III-R drug abuse and dependence: a study of 3372 twin pairs. *Am J Med Genet* 1996; **67**: 473–7.

This document is a scanned copy of a printed document. No warranty is given about the accuracy of the copy. Users should refer to the original published version of the material.