

Genetic and physiological bases for phenological responses to current and predicted climates

A. M. Wilczek^{1,*}, L. T. Burghardt¹, A. R. Cobb², M. D. Cooper¹,
S. M. Welch³ and J. Schmitt¹

¹*Department of Ecology and Evolutionary Biology, Brown University, Providence, RI 02912, USA*

²*Center for Environmental Sensing and Modeling, Singapore-MIT Alliance for Research and Technology, Singapore 117543, Republic of Singapore*

³*Department of Agronomy, Kansas State University, Manhattan, KS 66506, USA*

We are now reaching the stage at which specific genetic factors with known physiological effects can be tied directly and quantitatively to variation in phenology. With such a mechanistic understanding, scientists can better predict phenological responses to novel seasonal climates. Using the widespread model species *Arabidopsis thaliana*, we explore how variation in different genetic pathways can be linked to phenology and life-history variation across geographical regions and seasons. We show that the expression of phenological traits including flowering depends critically on the growth season, and we outline an integrated life-history approach to phenology in which the timing of later life-history events can be contingent on the environmental cues regulating earlier life stages. As flowering time in many plants is determined by the integration of multiple environmentally sensitive gene pathways, the novel combinations of important seasonal cues in projected future climates will alter how phenology responds to variation in the flowering time gene network with important consequences for plant life history. We discuss how phenology models in other systems—both natural and agricultural—could employ a similar framework to explore the potential contribution of genetic variation to the physiological integration of cues determining phenology.

Keywords: phenology; genetic architecture; life-history evolution; seasonal timing; local adaptation

1. INTRODUCTION

Within the last 50 years, drastic, directional shifts have occurred in the seasonal timing of many natural events including bud burst, flowering and migration (Fitter & Fitter 2002; Walther *et al.* 2002; Parmesan & Yohe 2003; Lehikoinen *et al.* 2004; Parmesan 2006; Bertin 2008; van Buskirk *et al.* 2009). The observed changes correspond in general to patterns of human-induced climate change (Rosenzweig *et al.* 2008). Advancing timing of spring events, alteration of range limits and clines and changing phenology in urban versus rural areas have all been demonstrated to mirror recent changes in temperature and growing season length (Roetzer *et al.* 2000; Bradshaw & Holzapfel 2001; Parmesan & Yohe 2003; Primack *et al.* 2004; Menzel *et al.* 2006a; Miller-Rushing *et al.* 2006; Miller-Rushing & Primack 2008). Shifts in seasonal timing are obvious indicators of climate change not only to scientists but also to the general public, and farming practices have already begun to adapt to altered climate patterns (Menzel *et al.* 2006a,b). As a result, the changing timing of biotic and abiotic

indicators of season has recently received widespread popular and scientific coverage (e.g. Post *et al.* 2009).

Nonetheless, organisms' patterns of response are neither uniform nor universal, and the underlying causes of some common patterns remain mysterious. For example, in temperate environments, spring phenological events have advanced far further and more consistently than autumn events (Lehikoinen *et al.* 2004; Bertin 2008; van Buskirk *et al.* 2009; but see Ibáñez *et al.* 2010). Even within a given community, different species have shown contrasting long-term responses to directional climate change as well as to inter-annual variation in climate (Miller-Rushing & Primack 2008; Willis *et al.* 2008; Primack *et al.* 2009).

Under changing climates, the magnitude and flexibility of species phenological responses have many important consequences. Species responsiveness to year-to-year climate variation has been linked to long-term persistence versus local extinction in both bird and plant communities (Moller *et al.* 2008; Willis *et al.* 2008; Davis *et al.* 2010). Timing mismatches that are attributed to climate change have resulted in disrupted trophic interactions and altered competitive dynamics within community assemblages (Durant *et al.* 2005; Post & Forchhammer 2008; van der Jeugd *et al.* 2009; Singer & Parmesan 2010). Emphasis has been placed on understanding species tolerances to novel combinations of environmental factors (Williams & Jackson 2007), but the basis of this

* Author for correspondence (amity_wilczek@brown.edu).

Electronic supplementary material is available at <http://dx.doi.org/10.1098/rstb.2010.0128> or via <http://rstb.royalsocietypublishing.org>.

One contribution of 11 to a Theme Issue 'The role of phenology in ecology and evolution'.

tolerance will probably depend on the way in which species respond phenologically to different environmental variables individually and in combination. Thus, to understand the basis of observed changes (or stasis) in phenological timing, and to make predictions for future responses, it will be necessary to have an understanding of the mechanisms underlying phenological response.

Plants serve as ideal model organisms in which to examine the mechanistic bases of seasonal response and adaptation. Plants come in many different life forms and inhabit a broad variety of geographical and seasonal habitats. And yet, plants are (for the most part) sessile and ectothermic, so they must cope with the climatic conditions into which they are dispersed. Nonetheless, plants can control the climatic conditions they experience during critical life stages through phenological control of dormancy, quiescence and/or the timing of developmental transitions. Several phenological traits in plants are of great economic importance and have been the object of extensive study; for instance, the timing of flowering and fruiting in cereals has been studied intensively because these plants supply the majority of food calories to the human population. Accumulated understanding of genetic and environmental influences on development, multiple seasonal traits and a rich history of manipulative experiments make plants prime candidates for studying how evolution has shaped phenology as a function of different external cues.

Understanding the genetic and physiological mechanisms that plants use for the timing of seasonal responses may allow us to predict phenological responses to no-analogue climates that will become increasingly common with anthropogenic climate change (Williams *et al.* 2007), as well as the capacity for adaptation under these scenarios. Such an understanding will also inform breeding strategies by highlighting signalling pathways and conditions under which sensitivities to different environmental factors are exposed. Thus, a more mechanistic understanding of phenology has become of major interest within the fields of conservation, ecology, evolution and agronomy, among others.

Here, we examine what is known about the seasonal cues to which plants respond, and the importance of these cues for appropriate timing of plant life-history events. Focusing on recent advances in uncovering the genetic mechanisms underlying seasonal traits, we elaborate on common themes and genetic architectures of plant responses. Finally, we explore genetically informed models of plant development and life history that link genetic architecture and sensitivity to differences in phenological response with geographical and temporal variation in climate.

2. SEASONAL CUES REGULATING PLANT PHENOLOGY

Timing developmental events to coincide with favourable seasonal conditions is critical for plant growth, survival and reproduction. Spring, summer and autumn are characterized by different combinations of environmental cues (figure 1), and plant traits

expressed in these seasons are subjected to distinct selection pressures. For example, early establishment in spring can provide competitive advantages, but not if it exposes delicate growing tissues to late frosts (Howe *et al.* 2003). Cues that precede or anticipate seasonal changes are particularly important because plant responses involve cellular, metabolic, morphological or developmental changes that require time to complete. Plants make use of several cues that serve as reliable indicators of season and thus resource availability, of which light and temperature are usually most important in temperate plant species. The environmental sensitivity of many plant life cycles reflects these different life-history strategies in both natural and agricultural settings.

Temperature is a seasonal cue that cycles annually in temperate climates following patterns of day length and insolation (figure 1*b*). Ambient temperature also directly affects growth and development rates. Such rates typically increase with ambient temperatures up to some optimum or maximum, and then decline as warming continues. In temperate environments, however, optimum ambient temperatures for growth are rarely exceeded (e.g. Schaber & Badeck 2002). Many plants also respond to cold temperature cues, typically referred to as chilling or vernalization effects. For sensitive traits, passage through a cold season accelerates the subsequent pace of development (Henderson *et al.* 2003). For traits that respond to chilling, changes in seasonal temperature can have complex effects on phenology when the generally promotive effects of increasing temperature oppose the influence of reduced vernalization (see below). Plant life-cycle events that occur in spring often rely on vernalization as well as photoperiod and/or warming temperature cues. In these traits, response to increasing day length (or ambient temperature) is greatly amplified following prolonged exposure to cold that serves as an indication that winter has passed (Harrington *et al.* 2010).

Light quantity contributes to plant growth and development, but day length can also serve as an important developmental cue. Decreasing day lengths are reliable cues of the impending end of the growing season and winter onset for many temperate biomes; increasing day length indicates the arrival of spring (figure 1*a*). Bud-set timing is more influenced by declining day lengths that indicate the approach of autumn than by low temperatures *per se* (Bohlenius *et al.* 2006; Savolainen *et al.* 2007), most probably because declining photoperiods are a more reliable indicator of the end of the growing season. Day length can also serve as an important cue for the appropriate timing of flowering and fruiting with respect to seasonal patterns of temperature and precipitation. Spring-flowering, Mediterranean-adapted plants (e.g. barley, wheat) often accelerate development in response to lengthening days, which allows them to complete their life cycle before the hot, dry conditions of summer. In tropical plants such as sorghum, the shortening days of late summer can serve as a cue signalling the end of summer and the onset of the autumn monsoon rains, which are favourable for grain filling (Dingkuhn *et al.* 2008). Owing to its

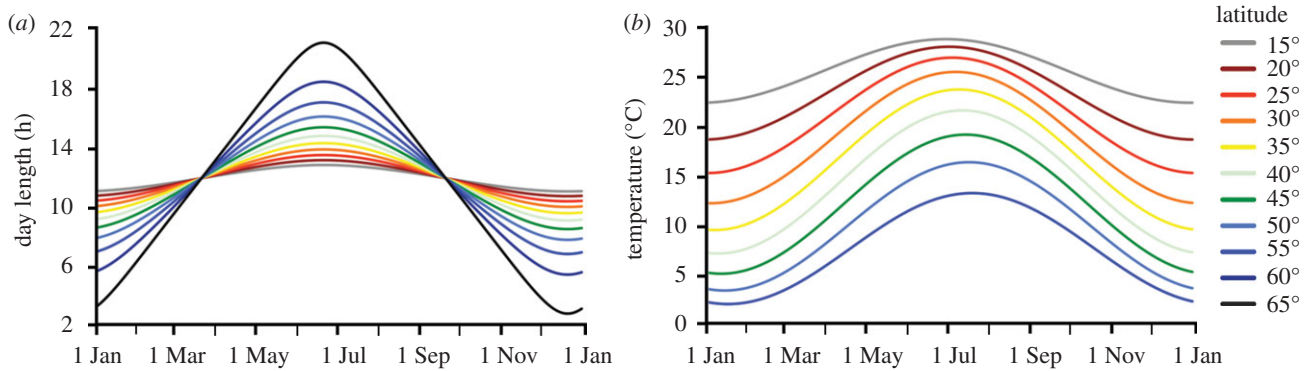


Figure 1. (a) Seasonal variation in photoperiod (from Ham 2004) from 15° to 65° latitude and (b) daily average temperatures (from Charles-Edwards *et al.* 1986) from 15° to 55° latitude. The yearly range in photoperiod increases with latitude, and the amplitude of photoperiod increases more rapidly towards the poles. In general, the lag between daily temperature and photoperiod cycles increases with latitude.

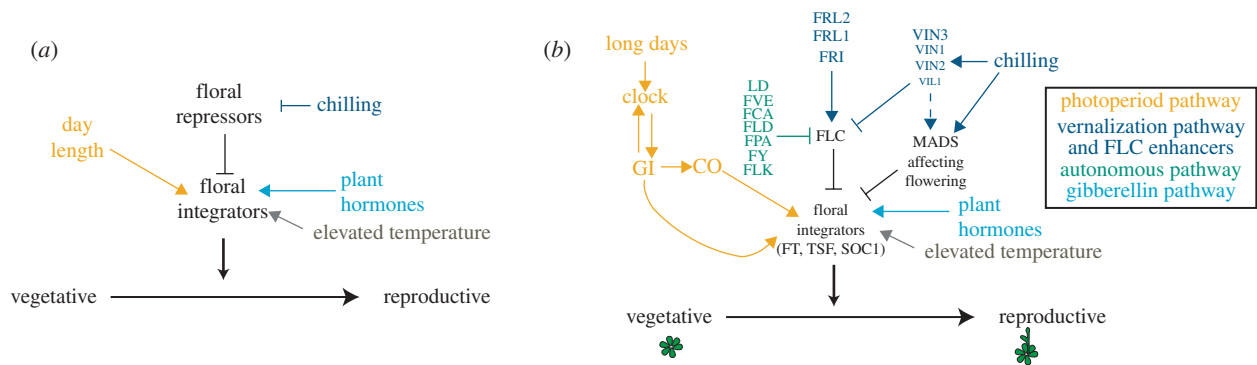


Figure 2. (a) General diagram of environmentally sensitive flowering time pathways in plants. (b) Simplified diagram of the network of the environmentally sensitive flowering time pathways in *Arabidopsis thaliana*. See text for details.

Table 1. General, large-scale patterns in the seasonal distribution of temperatures. (Compiled from information in Landsberg (1941), Sellers (1965), Akin (1990) and Linacre (1992).)

	winter temperature	summer temperature	yearly temperature range	diurnal temperature range	seasonal lag
proximity to equator	significantly warmer	slightly warmer	reduced	reduced	reduced
proximity to ocean	significantly warmer	slightly warmer	reduced	reduced	increased
northern versus southern hemisphere	slightly cooler	significantly warmer	increased		
proximity to forest	slightly cooler	significantly cooler	reduced	reduced	
increase in altitude	slightly cooler	significantly cooler	variable, generally reduced	variable	reduced

dependable annual cycle, plants use day length as an important cue of season, and the genes involved in response to photoperiodic events are anciently conserved (see below).

Precipitation affects both plant survival and growth and can also show strong seasonal patterns. In seasonally dry communities, the initiation of seasonal growth (as measured by greenness at a landscape scale) closely tracks the onset of rains (Zhang *et al.* 2006). It is unclear whether moisture in itself serves as an anticipatory cue, or whether plants use other seasonal cues to become competent to respond to precipitation once it arrives. Pre-formation of leaves or other

organs whose emergence depends on permissive moisture conditions may allow plants to get a ‘jump start’ when favourable conditions arrive (Damascos *et al.* 2005). Whether or not precipitation serves as a cue, water availability may determine the length of the growing season and thus can have important effects on the relationship between phenology and fitness (Franks *et al.* 2007).

Day length and temperature can serve as reliable cues of seasonal conditions across a broad range of temperate climates and geographical scales, and plants use both cues to appropriately time important life-cycle events; however, the temperatures and

photoperiods indicative of season vary. Even under current climate conditions, the appropriate cue of a favourable seasonal environment in one location may not be the same in another (figure 1 and table 1). For instance, the characteristic day length three weeks prior to autumn frost falls precipitously with latitude. The underlying geographical distribution of relevant seasonal environmental cues and resources can serve as an important driver of locally adapted phenological responses. That is, given geographical variation in the seasonal availability of different resources, plants might be expected to and often do show distinct phenologies in different habitats. And yet, many plant species have broad distributions. How do species adapt to this variation within their range? When is it advantageous to have populations with rigid seasonal responses, and when is it advantageous to respond plastically to environmental cues? Understanding the physiological and genetic basis of phenology can help to answer these questions.

3. GENETIC BASIS OF PHENOLOGICAL RESPONSE

(a) *Flowering time gene network in Arabidopsis thaliana*

The converging genetic signalling pathways mediating environmental response of flowering time have been particularly well studied in the model annual plant *Arabidopsis thaliana* (figure 2). *Arabidopsis thaliana* integrates the environmental signals of long days, growing degree days and winter chilling, all of which speed the rate of development towards flowering. Under long days, the photoperiod pathway promotes flowering via the transcriptional regulator *CONSTANS* (*CO*; Koornneef *et al.* 1991; Lee & Amasino 1995) and its upstream activator *GIGANTEA* (*GI*; Mizoguchi *et al.* 2005). These signals activate floral integrator genes including *FLOWERING LOCUS T* (*FT*), *TWIN SISTER OF FT* (*TSF*) and *SUPPRESSOR OF OVEREXPRESSION OF CO 1* (*SOC1*; Kim *et al.* 2005; Yamaguchi *et al.* 2005; Kobayashi & Weigel 2007), which in turn promotes the transition from vegetative to reproductive development. Higher ambient temperatures speed the accumulation of growing degree days and also promote flowering (Granier *et al.* 2002; Blazquez *et al.* 2003; Welch *et al.* 2003; Lempe *et al.* 2005; Balasubramanian *et al.* 2006b).

The ability of floral integrator genes to respond to inductive signals is mediated by a suite of repressor genes, notably the MADS-box transcription factor *FLOWERING LOCUS C* (*FLC*) and related MADS-box genes such as *SHORT VEGETATIVE PHASE* (*SVP*), *FLOWERING LOCUS M* (*FLM* or *MAF1*) and *MADS AFFECTING FLOWERING 2–5* (*MAF2–5*; Alexandre & Hennig 2008). *FLC* is activated by genes such as *FRIGIDA* (*FRI*; Geraldo *et al.* 2009) and its relatives *FRIGIDA-LIKE1* and *2* (*FRL1*, *FRL2*; Michaels *et al.* 2004; Schlappi 2006), and is repressed by genes in the ‘autonomous’ or ‘endogenous’ pathway (Baurle & Dean 2006). Autonomous pathway genes are identified as those that affect flowering regardless of the environment

(or in all environments), and this pathway is thought to be sensitive to internal or endogenous signals of developmental stage. Attenuation of floral repressors can also be achieved through prolonged winter chilling (vernalization) that induces expression of *VERNALIZATION-INSENSITIVE-3* (*VIN3*), which initiates stable epigenetic repression of *FLC* via the vernalization pathway (Sung & Amasino 2004; Finnegan & Dennis 2007). Deficiencies in *FLC* activators such as *FRI* remove the vernalization requirement for flowering, and under laboratory conditions result in a ‘rapid-cycling’ life history (Johanson *et al.* 2000; Michaels *et al.* 2003; Boss *et al.* 2004; Lempe *et al.* 2005; Moon *et al.* 2005; Shindo *et al.* 2005; Searle *et al.* 2006; Schmitz *et al.* 2008). Through this complex network of converging pathways, *Arabidopsis* plants balance different seasonal cues in order to time flowering appropriately (Boss *et al.* 2004; Wilczek *et al.* 2009; see below).

Historically, *A. thaliana* genes underlying variation in flowering time have been discovered and described from forward genetic screens carried out in controlled conditions using a combination of mutagenized and transformed lines, recombinant inbred lines (RILs) and naturally occurring variation in wild-collected accessions (Alonso-Blanco *et al.* 2005, 2009; Engelmann & Purugganan 2006). The genetic basis of flowering time has received a great deal of attention both because of its agronomic relevance and also because there is enormous variation in flowering time exhibited in the laboratory and in natural populations (Koornneef *et al.* 2004). Explicit genetic models based on gene expression profiles and interactions have successfully modelled behaviour and feedback integration of the *Arabidopsis* circadian clock (Locke *et al.* 2005, 2006; Zeilinger *et al.* 2006; Salazar *et al.* 2009) and time to flowering as a function of temperature and day length in various mutant lines (Dong 2003; Welch *et al.* 2003, 2005). Much interest has been focused on working out the signalling pathways involved using both experimental and modelling approaches, but understanding the synthesis by floral integrator genes of signals from these pathways and their relative importance in different environments has proved more difficult.

The contributions of the different flowering time candidate genes and pathways under complex combinations of environmental factors have begun to be explored only recently. Field studies have largely validated the described roles of these flowering time genes, but several studies in natural conditions or with natural populations have highlighted the conditions (both environmental and genetic) in which variation in these signalling pathways is expressed. For instance, studies with field-sown RILs have demonstrated both site- and season-specific quantitative trait loci (QTLs) (Weinig *et al.* 2002; Malmberg *et al.* 2005). Recent controlled environment studies have included more complex temperature and photoperiod interactions, and perhaps as a result have uncovered more subtle environment-dependent pleiotropic, epistatic and dominance effects of known flowering time genes (Li *et al.* 2006; Scarcelli *et al.* 2007; Scarcelli & Kover 2009). Together, these studies

have highlighted how a combination of field and controlled environment studies can be used to explore genetic determination of phenological traits and their role in adaptation to environment.

(b) Genetic architecture of seasonal sensitivity in plants

Among important plant seasonal responses, the timing of flowering, fruit or grain production, bud burst and bud set have all been extensively studied in crop and forestry species (Cooper & Hammer 1996). The genetic basis of these traits is important for plant breeding and improvement strategies (Cooper & Hammer 1996; Hammer *et al.* 2006) as well as for predicting responses to changing climates (Davis *et al.* 2005; Aitken *et al.* 2008). Extensive quantitative genetic studies have demonstrated that most of these phenological traits have a heritable genetic basis (reviewed in Cooper & Hammer 1996; Howe *et al.* 2003; Savolainen *et al.* 2007). In temperate species, the loci involved appear to respond to one or more of a combination of factors including endogenous developmental status, day length and chilling (figure 2; Colasanti & Coneva 2009). We focus here on phenology in temperate regions because of the greater seasonality in these areas, and the greater amount of data available. Since the timing of seasonal events in plant life cycles has important fitness consequences in natural habitats, the genetic architecture of response bears the signature of past evolution and depends on habitat, type of signal and life history of species considered. Seasonal traits in many plant species have a similar architecture of underlying sensitivity to environmental factors involving integration of temperature, day length and chilling cues (see above; Howe *et al.* 2003; Cockram *et al.* 2007b; Savolainen *et al.* 2007).

More recently, specific genes involved in phenology and seasonal traits have been described in several plant species (see review in Alonso-Blanco *et al.* 2009). These genes have been characterized through complementary approaches that include identifying the causal loci of QTL through positional cloning as well as identification and characterization of orthologues of known flowering-time genes from model species, particularly *Arabidopsis*. The genetic module involved in photoperiod integration is remarkably ancient, which may have advantages for understanding the functional basis and manipulation of day length responses across a wide range of important plant species. Several photoperiod genes identified initially through quantitative genetic studies have since been revealed to be orthologous to genes in the photoperiod pathway in *Arabidopsis* (e.g. from rice, barley, wheat). The *CONSTANS* gene family in particular is involved in photoperiodic response in all plants studied, including the bryophyte *Physcomitrella* (Zobell *et al.* 2005), and is even implicated in the photoperiodic response of growth and starch accumulation in the green alga *Chlamydomonas* (Serrano *et al.* 2009). However, expression of *CO* in planta has different effects on phenology depending on the downstream targets. In both *Oryza sativa* (rice) and *A. thaliana*, *CO* and its

rice orthologue *Hd1* combine signals from the diurnal clock oscillator with the outputs of photoreceptors to measure day length as per the external coincidence model (Hayama & Coupland 2004). However, whereas high levels of *CO* upregulate the floral integrator *FT* in *A. thaliana*, expression of rice *Hd1* represses the *FT* rice orthologue *Hd3a*, thus producing a short-day flowering response (Hayama *et al.* 2003).

Meristem identity (i.e. vegetative versus floral) and floral integrator genes are also highly conserved, particularly *FT*, which has been shown to act as a mobile signal acting in the manner of 'florigen' in rice (Tamaki *et al.* 2007), tomato (Lifschitz *et al.* 2006) and *Arabidopsis* (Corbesier *et al.* 2007), with similar roles suggested in several other plant species including grasses, sunflowers, poplar and morning glory (Turck *et al.* 2008; Kikuchi *et al.* 2009; Blackman *et al.* 2010). Related genes that, like *FT*, carry a phosphatidyl ethanolamine-binding protein domain appear to be involved in the determination of phenological traits and/or onset of reproduction over evolutionary time dating all the way to bryophytes (Hedman *et al.* 2009) and spruce (Gyllenstrand *et al.* 2007). Despite conservation of involvement, the details of the environmental sensitivity of these integrator genes and their interaction with other floral/seasonal trait network genes may differ by species (Nemoto *et al.* 2003).

There appears to be greater variation in the genes underlying the response to chilling, although lifting of repression following chilling is a common response among temperate plants. While nonetheless variably involved, MIKCC-type MADS box genes including *FLC* orthologues are implicated in integrating vernalization cues and repressing flowering or growth pre-chilling across a broad range of plant taxa including sugar beet, citrus and peach (Kim *et al.* 2007; Reeves *et al.* 2007; Li *et al.* 2009; Zhang *et al.* 2009). In cereals, however, not all genes involved in vernalization sensitivity fall in this family (Trevaskis *et al.* 2007; Greenup *et al.* 2009). *PEP1*, an *FLC* orthologue in the perennial species *Arabidopsis alpina*, is involved in both flowering time as well as the resumption of vegetative growth after chilling, which is accompanied by a 'resetting' of the epigenetic state of this gene (Wang *et al.* 2009). *Arabidopsis alpina* is one of the few species for which we understand how genes involved in non-circadian environmental sensing reversibly shift their sensitivity within a single individual plant. (In the annual *A. thaliana*, the epigenetic resetting of *FLC* occurs during embryo development; Sheldon *et al.* 2008.) Understanding these resetting processes will be critical to determining the mechanistic bases of annually recurring traits in perennial species as well as in different traits that use the same genes as environmental reporters.

Plant traits that are expressed in different seasonal environments appear to have distinct genetic bases, which might provide greater response flexibility (both in short and evolutionary time frames) if they are responding to different cues. On the other hand, genes involved in diverse developmental events that occur in the same season may be jointly regulated, as has been recently described for cold tolerance and vernalization responses in cereals (Galiba *et al.* 2009).

Autumn traits in trees such as timing of bud set and cold hardening also appear to be genetically correlated, but there is little relationship between these traits and bud burst in the spring (Howe *et al.* 2003; Savolainen *et al.* 2007). Additionally, in tree species such as poplar, autumn traits may have greater heritability and greater standing genetic variation than spring traits, which respond more plastically to local environmental conditions (e.g. Hall *et al.* 2007; Luquez *et al.* 2008). Oddly, results of those quantitative genetic studies that find little correlation between different seasonal traits often contrast with functional studies of individual loci that are implicated in several seasonal responses. For example, the poplar orthologue of *FT* is involved in both bud set (autumn) and flowering (spring) and shows a strong north–south cline in the timing and environmental sensitivity of activity (Bohlenius *et al.* 2006). This seeming paradox remains to be resolved, but may involve shifting upstream or downstream interactions, with the relevant genetic variation identified in quantitative genetic studies located in these interacting genes (Ingvarsson *et al.* 2006, 2008).

To summarize, many plant species and traits show similar genetic architecture of seasonal response, as might be expected given the commonality of cues indicating season. We are still in the early stages of identifying and characterizing the individual genes underlying sensitivity to photoperiod, temperature and developmental state in most plant species. Work to date has shown that many of these environmental-sensing modules involve orthologous genes or similar gene family members even across deep evolutionary divides, which suggests that a unified understanding of the genetic basis of phenology may be a tractable goal.

(c) *Intraspecific variation in sensitivity to environmental cues*

Where phenology contributes to local adaptation, we might expect to see genetic differentiation in response across the native range of species. Combinations of light and temperature that correspond to the beginning and end of the growing season vary geographically (table 1 and figure 1), and clinal patterns in environmental sensitivity may allow species to respond appropriately to local seasonal cues (see also Chuine 2010). For example, autumn frosts arrive earlier in the north where day lengths before the equinox are also longer. Most probably reflecting this latitudinal trend, many tree species show marked clines in the critical short-day length that induces bud set at both the phenotypic and allelic level, resulting in bud set at earlier calendar dates and longer days in more northern populations (Bohlenius *et al.* 2006; Hall *et al.* 2007; Luquez *et al.* 2008). Within species or genera, chilling cues may become subordinate to photoperiod cues in the timing of bud burst closer to the tropics and/or the temperatures required to fulfil chilling requirements may rise (Borchert *et al.* 2005; Wilkie *et al.* 2008; Colasanti & Coneva 2009). In *Arabidopsis*, clines in vernalization response (Lempe *et al.* 2005; Shindo *et al.* 2005; Stinchcombe *et al.* 2005), light sensitivity (Malooof *et al.* 2001; Stenoien

et al. 2002), circadian clock period (Michael *et al.* 2003) and day length sensitivity (Balasubramanian *et al.* 2006a; but see Samis *et al.* 2008) have all been identified. Overall developmental rates or response to endogenous cues may also shift with climate. A broad survey of *Arabidopsis* accessions revealed that lines from cooler native climates were more responsive to warmer temperatures (Hoffmann *et al.* 2005); more rapid flowering under warmer temperatures might reflect the need to complete growth in a shorter growing season (cf. Bradshaw & Holzapfel 2008). In the northeast USA, there is apparent community-level, landscape-scale differentiation in the environmental cues influencing bud burst, although this may involve both changes in intraspecific variation and species-level shifts in plant assemblage composition (Fisher *et al.* 2007). The elucidation of clines or lack of clines in phenological traits and in the genes underlying these traits can give important information about the past selective history of species (Joost *et al.* 2007) as well as their ability to respond to changing environments (Aitken *et al.* 2008).

The selection of varieties within crop species provides an interesting counterpoint to the natural clines set up over evolutionary time through natural selective events. Many crop plants including wheat and barley have both ‘spring’ and ‘winter’ varieties. At a phenotypic level, these are distinguished by a loss of vernalization sensitivity in spring-sown varieties. More recent work has revealed that this change typically involves only a few loci and alleles in wheat and barley (Cockram *et al.* 2007a,b, 2009; Jones *et al.* 2008). Photoperiod sensitivity also plays an important role in the seasonal timing of grain production, but this usually marks differences in varieties sown in the same season but in different geographical regions. As one moves north, sensitivity to photoperiod results in yield losses in the Mediterranean-adapted winter wheat (Worland *et al.* 1998; Cockram *et al.* 2007a). In the south, flowering and heading under lengthening days allow plants to avoid the dry conditions of summer, but in the north, the lower temperatures and wetter summers mean that early flowering induced by lengthening days results in flowering at smaller size and with less productivity. Land races of both barley and wheat show strong south-to-north clines of declining photoperiod sensitivity and allele frequency of the major mutation that causes this insensitivity (Turner *et al.* 2005; Cockram *et al.* 2007a; Lister *et al.* 2009). Soybean, a short-day plant, exhibits a similar cline in which the flowering time of northern landraces is relatively insensitive to day length, but also—in contrast to wheat and barley—uniformly rapid (Zhang *et al.* 2008). Interestingly, this pattern of decreased photoperiod sensitivity in northern populations in agricultural settings is in direct contrast to the common pattern of many natural species such as *Arabidopsis* that show increased photoperiod sensitivity and more extreme critical day lengths in northern populations (see also above; Ray & Alexander 1966; Griffith & Watson 2006). The factors that drive selection of ideally suited local crop varieties and how these might differ from natural seasonal selection pressures remain an interesting topic to explore further.

4. PHENOLOGY AND LIFE-HISTORY VARIATION IN *ARABIDOPSIS THALIANA*

(a) Linking genetic sensitivity to the timing of flowering

Arabidopsis thaliana's well understood flowering time network and extensive natural variation in flowering time genes make it an ideal model in which to explore the link between genetic factors and phenological response. Moreover, this weedy annual species inhabits a wide range of climates across its native range in Europe and central Asia and exhibits distinct geographical patterns in its seasonal life history. According to field observations, at high latitudes, *A. thaliana* behaves as a winter annual, germinating in autumn, overwintering as a rosette and flowering in the spring soon after snowmelt (Petipas *et al.* in preparation). Similarly, in Mediterranean climates close to its southern range limit, *Arabidopsis* overwhelmingly germinates in autumn and flowers in spring (Montesinos *et al.* 2009). However, these two winter annual life histories differ dramatically in total length. Populations in Oulu, Finland, near the Arctic Circle germinate in September and flower in May (Petipas *et al.* in preparation), while those near the Mediterranean coast in Spain germinate in November and flower in February (Wilczek *et al.* 2009). In north-western European locations including the UK and Germany, autumn germinants display diverse flowering times spanning from later autumn to mid-spring (Thompson 1994; Wilczek *et al.* 2009). In these climates, rapid-cycling life histories have also been observed in which individuals germinate in spring or summer and flower within one to two months of emergence (Thompson 1994; Wilczek *et al.* 2009). Field studies have demonstrated that both the germination timing of *A. thaliana* (reviewed in Donohue 2009) and genetic differences in integration of environmental signals after germination can contribute to spatial and temporal variability of life-history expression; however, the complex interplay of environmental and genetic factors underlying life-history variation in natural populations has remained largely unexplored.

Studies that sample geographical and seasonal variation in climate can help inform the relative contribution of environmental inputs and genetic sensitivity that underlies the observed diversity of natural responses. Using climate and phenology data from *Arabidopsis* lines grown in a multinational European field study, we created a genetically informed photothermal model of development that successfully explained over 90 per cent of the variation in the timing of flowering in wild-type plants and mutant lines carrying disruptions to the gene pathways involved in environmental sensing (Wilczek *et al.* 2009). This model, the first to predict quantitatively the integration of these pathways in a field setting, thus provides a powerful tool for examining the balance of genetic and environmental factors in determining life history in complex natural environments. We focus here specifically on four genotypes harbouring mutations affecting day length and vernalization response. The Columbia ecotype (Col, wild-type) is a widely studied accession from northwest Europe that is rapid-cycling in laboratory studies and

carries a natural lesion in the locus *FRI* that mediates the strength of the vernalization response (figure 2b). We also studied a line in the Col background into which a natural functional *FRI* allele from the Spanish ecotype Sf-2 had been introgressed (Col *FRI*), resulting in greater initial floral repression and a more pronounced vernalization response (Lee & Amasino 1995). Comparisons between Col and Col *FRI* revealed the effects of vernalization sensitivity on the pre-flowering vegetative interval. Understanding the allelic effect of *FRI* is of special interest because both null and functional alleles at the *FRI* locus are found in natural populations, and chamber studies have suggested that *FRI* is involved in determining life-history variation in the wild (Johanson *et al.* 2000; Boss *et al.* 2004; Lempe *et al.* 2005; Shindo *et al.* 2005). We also considered a mutant line (Col *FRI vin3*) that does not respond developmentally to winter chilling, and by comparing this line with its control (Col *FRI*), we were able to assess the contribution of vernalization signals to developmental rate and timing of flowering. Finally, we grew a mutant in the day-length-sensing photoperiod pathway (Col *gt*), with which it was possible to quantify the importance of long-day signals.

Plantings of these lines in five European common gardens revealed important differences in the sensitivity of flowering time to genetic perturbation depending on site and season of growth, with most of this variation in response captured by our photothermal model. For example, in the mild oceanic climate of Norwich, UK, where wild *Arabidopsis* cohorts germinate naturally throughout much of the year, a wide range of genotypes are expected to flower rapidly when they germinate in spring and summer (Wilczek *et al.* 2009). Using 2 years of on-site weather data to simulate reaction norms of life history with our developmental model, we predicted that later autumn germinants would overwinter in the vegetative state and transition to reproductive growth (bolt) at similar times in the spring. Thus, in a narrow germination window in the early autumn, bolting time was exceptionally sensitive to both small changes in genetic background and germination timing. Outside of this window, the effects of genotype on bolting time were muted and no single allelic change resulted in a major life-history conversion. The predicted sensitivity window was observed in field plantings of Col and Col *FRI*, where the presence of a functional *FRI* allele caused a life-history conversion only during a limited portion of the year, with the exact timing depending on the climate at the growth site (Wilczek *et al.* 2009). Thus, genetically informed developmental modelling approaches can be used to highlight the environmental signals that influence life history in different environments, and the sensitivity of life-history variation to genetic variation in signalling pathways.

Because the photothermal model uses detailed plant-level measurements of temperature, initial explorations of life history were limited to the five sites and 2 years for which we had such data (Wilczek *et al.* 2009). In order to generalize the photothermal model to other years and locations, we needed to

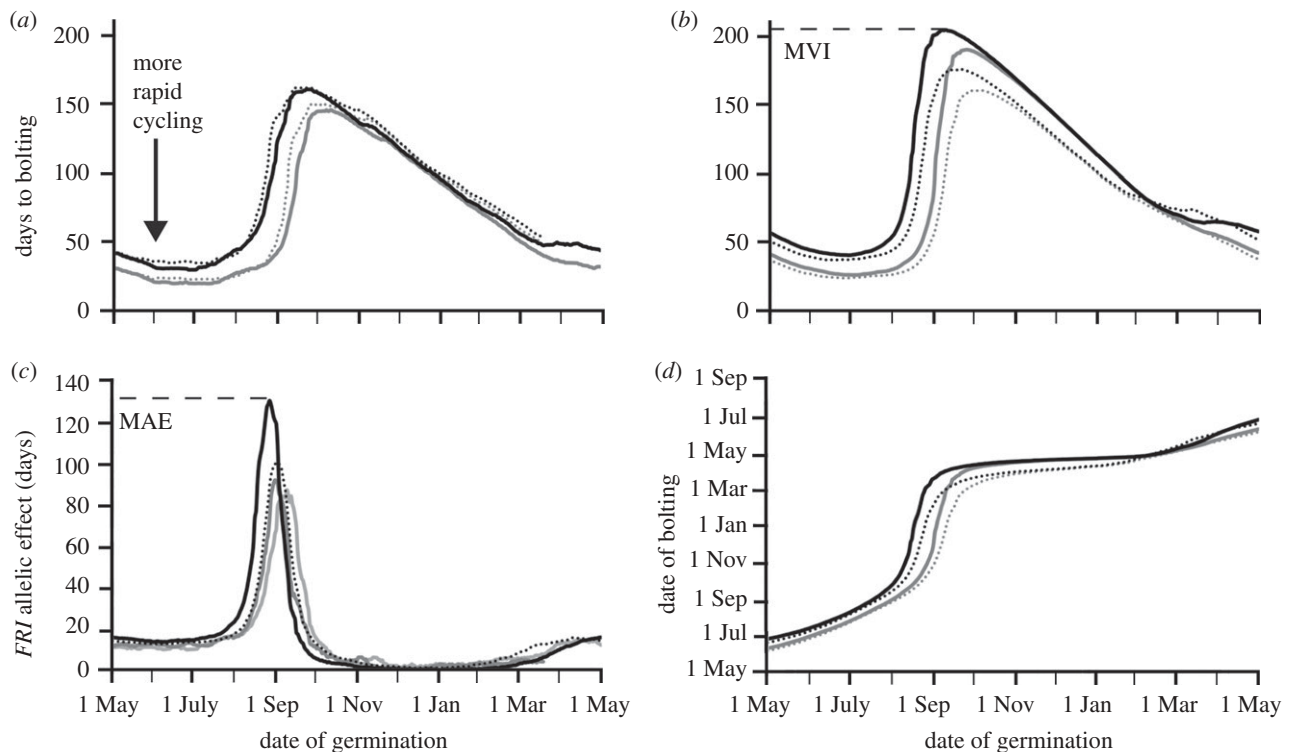


Figure 3. (a) Days to bolting as a function of germination date from May 2006 to May 2007 and May 2007 to May 2008 for genotypes (Col, Col *FRI*) differing in vernalization sensitivity. Predicted development time calculated using on-site plant-level measurements of temperature in Norwich, UK. Data for 2006–2007 reproduced from Wilczek *et al.* (2009). Solid grey line, Col 2006; dotted grey line, Col 2007; solid black line, *FRI* 2006; dotted black line, *FRI* 2007. (b) Days to bolting as a function of germination date in projected current (average for 2004–2009) and future (2094–2099) climates for genotypes (Col, Col *FRI*) differing in vernalization sensitivity. A dashed line shows the maximum vegetative interval (MVI) for Col *FRI* under current conditions. Predicted development time was based on 6 year average time to bolting using simulated 2004–2009 temperatures and for 6 year average using simulated 2094–2099 temperatures in Norwich, UK. Temperature projections from the A1B scenario. Solid grey line, Col present; dotted grey line, Col future; solid black line, *FRI* present; dotted black line, *FRI* future. (c) The effect of functional *FRI* on flowering time under current measured climates, as well as projected current and future climates, using data from (a) and (b). A dashed line shows the maximum allelic effect (MAE) of *FRI* under current conditions. Solid light grey line, 2006; solid dark grey line, 2007; solid black line, present; dotted black line, future. (d) Date of bolting as a function of germination date in projected current (average for 2004–2009) and future (2094–2099) climates for genotypes (Col, Col *FRI*) differing in vernalization sensitivity. Data replotted from (b). Key to plots as for (b).

convert the widely available temperature data (daily maxima and minima at 1.5 m) to hourly, ground-level temperatures. Therefore, we developed a set of simple conversions that captured over 99 per cent of the variation in bolting-time-relevant temperatures across our five sites (appendix A). Clearly, the exact correspondence of simulated life-history data to finer-scale geographical patterns will depend largely on the accuracy and precision of the underlying climate models (for future climate scenarios) and the grain of recorded air temperature data (for spatial extrapolation). Our simulations of the timing of reproduction using available climate models nevertheless broadly reproduce the patterns we observed in our European field plantings (see below). Here, we expand our analysis temporally via projected future climate scenarios and spatially across the native range in order to illustrate large-scale patterns of *Arabidopsis* life history under changing climates.

(b) Contributions of vernalization sensitivity to life history of *Arabidopsis thaliana* under changing climates

Our first example is a temporal analysis of patterns of life-history variation under current and projected

climates in Norwich, UK, where natural *A. thaliana* cohorts are seen throughout the year. Comparing on-site temperature data from Norwich in 2006–2008 against projected temperatures for current and end-of-century future climates under the A1B scenario (NOAA GFDL 2004; Delworth *et al.* 2006) revealed some startling differences. We found that while real and simulated minimum temperatures were in general agreement for the current time period, real air temperature maxima were consistently higher than even simulated future maxima. The years 2006–2008 were all considerably warmer than the 1961–2000 regional average (UK National Weather Service 2009); an alternate explanation for our high measured temperatures is that the microclimate at our site is warmer than that of the $2.5^\circ \times 2.5^\circ$ geographical grid cell that includes Norwich. Owing to the warm temperature maxima experienced by field plants in 2006–2008, bolting responses of those plants mimic more closely the responses of plants to projected future climates (figure 3).

Simulations of bolting as a function of germination date under warmer future climates at this site indicated that the impact of *FRIGIDA*-mediated vernalization sensitivity will remain qualitatively similar to its

life-history effect in cooler climates. A functional *FRI* allele increased the amount of time elapsed between germination and flowering (figure 3*a*) or the predicted maximum vegetative interval (MVI) both in current and future climates. Further, the predicted magnitude of the *FRI* allele effect was not much altered in future climates for late spring and late summer germinants (figure 3*c*). In contrast, for *FRI* functional plants germinating from late January through early April, a decrease in late winter chilling actually delayed bolting in warmer, as compared with cooler, climates (figure 3*b*). However, climate change did cause quantitative shifts in both the seasonal timing and magnitude of life-history transitions. For cohorts germinating throughout much of the late autumn and winter, *FRI* had no allelic effect on flowering time, yet under projected future climates, the flowering of late autumn germinants occurred earlier in the spring for both Col and Col *FRI* genotypes (figure 3*d*). Additionally, we observed a shift in the timing of the sensitivity window, where the change from rapid-cycling, autumn-flowering behaviour to spring-flowering behaviour occurred at a later germination date in warmer climates and with loss of *FRIGIDA* function (figure 3*b*).

The maximum allelic effect (MAE) of *FRI* on flowering time (figure 3*c*) is a measure of the largest potential effect on the life history of a given perturbation of gene function. The MAE of *FRI* not only decreased in magnitude under warmer climates, but also the germination dates on which the MAE occurred shifted later in the autumn season. The attenuation of the influence of *FRI* under climates with less winter chilling may seem counterintuitive, given that prior to chilling *FRI* functional plants develop more slowly and that *FRI* has the strongest effect in constant warm conditions in controlled environment studies (Lempe *et al.* 2005; Balasubramanian *et al.* 2006b; Shindo *et al.* 2006). The weakening of chilling cues that would equalize the developmental rates of the two genotypes was counterbalanced as warmer temperatures accelerated overall development, leading to decreased MVI in both genetic backgrounds. Thus, regardless of the maintenance or even exaggeration of relative differences in developmental rates between the two genotypes with warming climates, in most cases (with the exception of some spring germinants, figure 3*b*), their difference in flowering time as measured in days decreased (figure 3*c*).

Based on our projections in Norwich, we find that *FRIGIDA* genotype alone is grossly insufficient to explain life-history variation at this site in both current and future climates. We would not expect variation in *FRI* status to account completely for rapid-cycling versus winter annual life histories in co-occurring populations that have been observed in the UK, despite the fact that *FRI* has a measurable effect on flowering time throughout most of the year (figure 3*c*). Instead, the length of time spent as a vegetative individual prior to flowering depended largely on the timing of germination (figure 3*b*), with genotype playing a major role in flowering phenology only for a subset of autumn-germination cohorts (figure 3*c*). What emerges in this analysis of

response to climate change at a single location is a complex set of relationships between genetic sensitivity, seasonal distribution of environmental cues and the timing of reproduction that can nonetheless be precisely predicted and mapped when the physiological bases of these developmental processes are understood.

(c) *Genetic sensitivity and life-history variation across the native range of Arabidopsis thaliana*

What then drives variation in life history in this species? What is the effect of the candidate locus *FRIGIDA* on life-history expression across a range of different seasonal climates? How conserved is the pattern of sensitivity of life-cycle length to germination timing under different climates? To address these questions, we expanded our phenological analysis of *FRI* to a broader geographical scale encompassing much of the species's native range in Europe and central Asia. From simulations of time to bolting (length of vegetative interval) as a function of germination date under current and future projected climates, we found that early summer germinants of both Col and Col *FRI* showed very little variation in life-cycle length (appendix A; electronic supplementary material, movies S1 and S2). These rapid-cycling cohorts transitioned from vegetative to reproductive growth within two months of germination regardless of geographical location or genotype, although *FRI* functional plants generally required about 10 more days to reach bolting. As our simulations progressed through summer and into autumn-germination cohorts, the seasonal transition from rapid-cycling to spring-flowering life history as a function of germination date occurred in a wave from north to south, with the onset of this wave coming earlier in *FRI* functional plants and in current (versus future) climates.

To characterize geographical patterns in life-cycle variation, we determined the MVI between germination and bolting for each genotype, and the date of germination on which life-cycle length was maximized (figures 3*b* and 4). Since the minimum life-history length achieved by summer germinants was similar everywhere, the MVI is representative of the magnitude of seasonal variation in life history at a given location; the date on which this transition to spring-flowering occurs gives an indication of the germination season in which the window of life-history sensitivity occurs. We found that more northern populations had the greatest variation in life-cycle length (figure 4*a,b*). Depending on location (and genetic background to a lesser extent), the MVI varied from less than 3 months to over a year. Despite transitioning to spring-flowering behaviour in earlier germination cohorts (figure 4*c,d*), autumn germinants in northern populations flowered later in the spring (electronic supplementary material, movies S1 and S2) so that both the length of the life cycle and the seasonal timing of flowering showed geographical structure. Under projected future climates, these patterns were largely maintained but shifted slightly northwards (electronic supplementary material, figure S1).

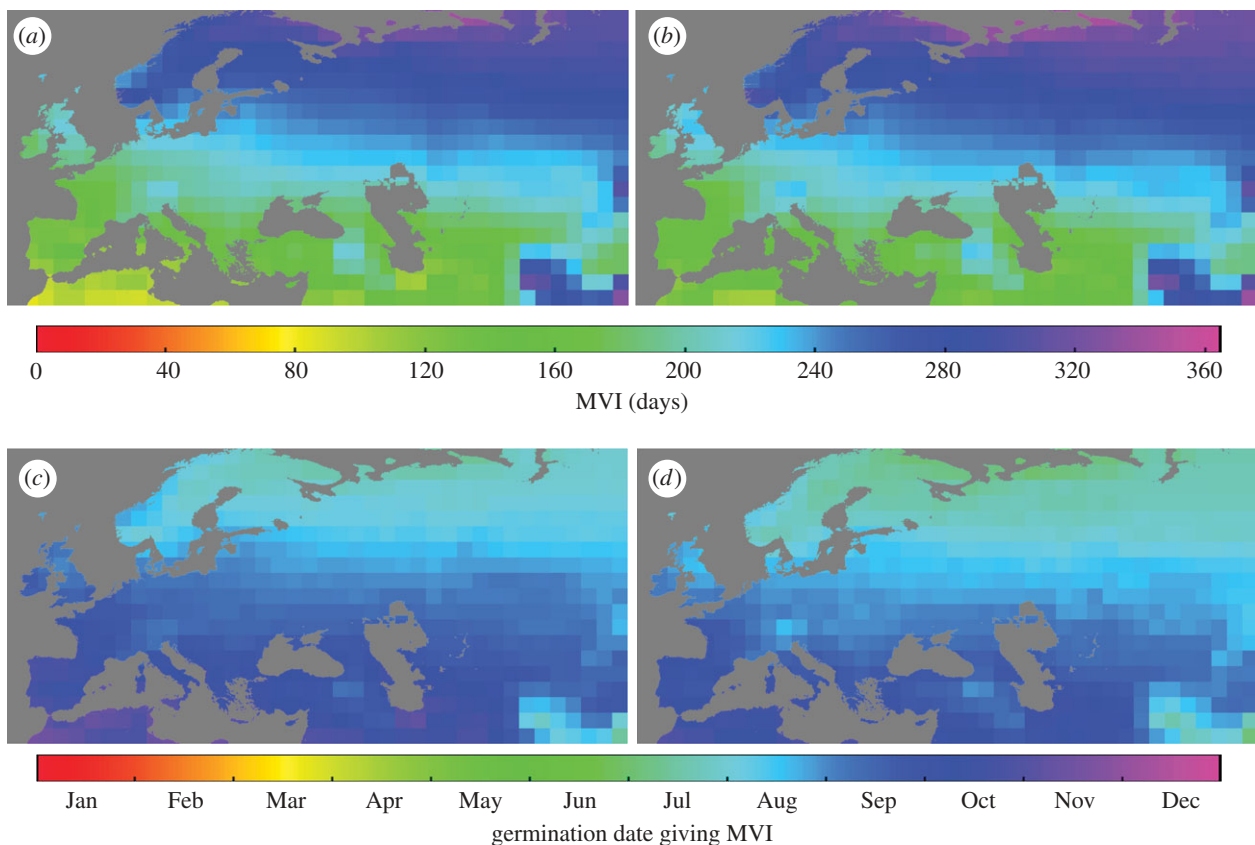


Figure 4. Current geographical patterns of (a,b) the maximum vegetation interval (MVI) between germination and bolting, and (c,d) the germination date on which the MVI occurs in *A. thaliana* accessions that differ in vernalization sensitivity. (a,c) Col ecotype (Col) and (b,d) Col ecotype with functional *FRIGIDA* (Col *FRI*). Estimates of bolting time are based on a 6 year average from 2004 to 2009 under the A1B projection scenario.

In order to better understand the effect of *FRI* on life history in current and future climates, we looked at the maximum life-history effect owing to allelic variation in *FRI* and the germination date on which this MAE is achieved. We used these values to assess the magnitude and timing of the life-history transition caused by changes in the strength of vernalization response. The magnitude of the difference in life-cycle length between ecotypes that differ in *FRI* functionality, and thus vernalization response, decreased with latitude (figure 5a) and, generally, with warming climates within sites (figure 5b).

Other perturbations to the environmentally sensitive flowering pathways in *A. thaliana* revealed distinct geographical and temporal patterns of life history. Complete genetic insensitivity to vernalization signals, such as that found in Col *FRI vin3* plants, resulted in transition to spring-flowering behaviour at even earlier summer and autumn germination dates accompanied by greater increases in the MVI (electronic supplementary material, figure S2 and movie S3). The maximum effect of the *VIN3* locus was in general smaller than at the *FRI* locus and showed a stronger oceanic to continental gradient, even while the timing of this life-history transition showed a clear latitudinal pattern (electronic supplementary material, figure S4). Col and Col *FRI* plants differed in developmental rate prior to exposure to chilling cues, while Col *FRI* and Col *FRI vin3* plants diverged after chilling had occurred. Thus, changes in vernalization sensitivity can have disparate effects on

life-history expression depending on details of the response mechanism (i.e. genetic basis), seasonal timing of germination and geographical location.

The effects of the photoperiod-sensing pathway on flowering time also varied strikingly with site and season. At lower latitudes, both plants that are insensitive to the accelerating effects of long days (Col *gi*) and plants with the sensitive wild-type background transitioned to spring-flowering at similar germination dates (electronic supplementary material, figure S3). As a result, life history of autumn-germinating cohorts was more sensitive to variation in vernalization pathways than in photoperiod-response pathways. At more northern latitudes, however, photoperiod-insensitive individuals had a longer MVI that was reached in earlier germinating cohorts (electronic supplementary material, figure S3 and movie S4). The MAE of the *GI* mutation was small towards the more southern (but extratropical, approx. 35–40° N) latitudes we explored (electronic supplementary material, figure S5). Thus, as might have been expected *a priori*, we found a greater overall importance of photoperiod sensitivity for life history in the north; however, the seasonal timing of the photoperiod sensitivity effect was less expected. One might predict the MAE of complete photoperiod insensitivity to occur in spring- or early summer-germinating cohorts, which would experience the longest days. This was true only at our southernmost locations, where the MAE, maximum day length and number of days per year above the critical long-day length were also

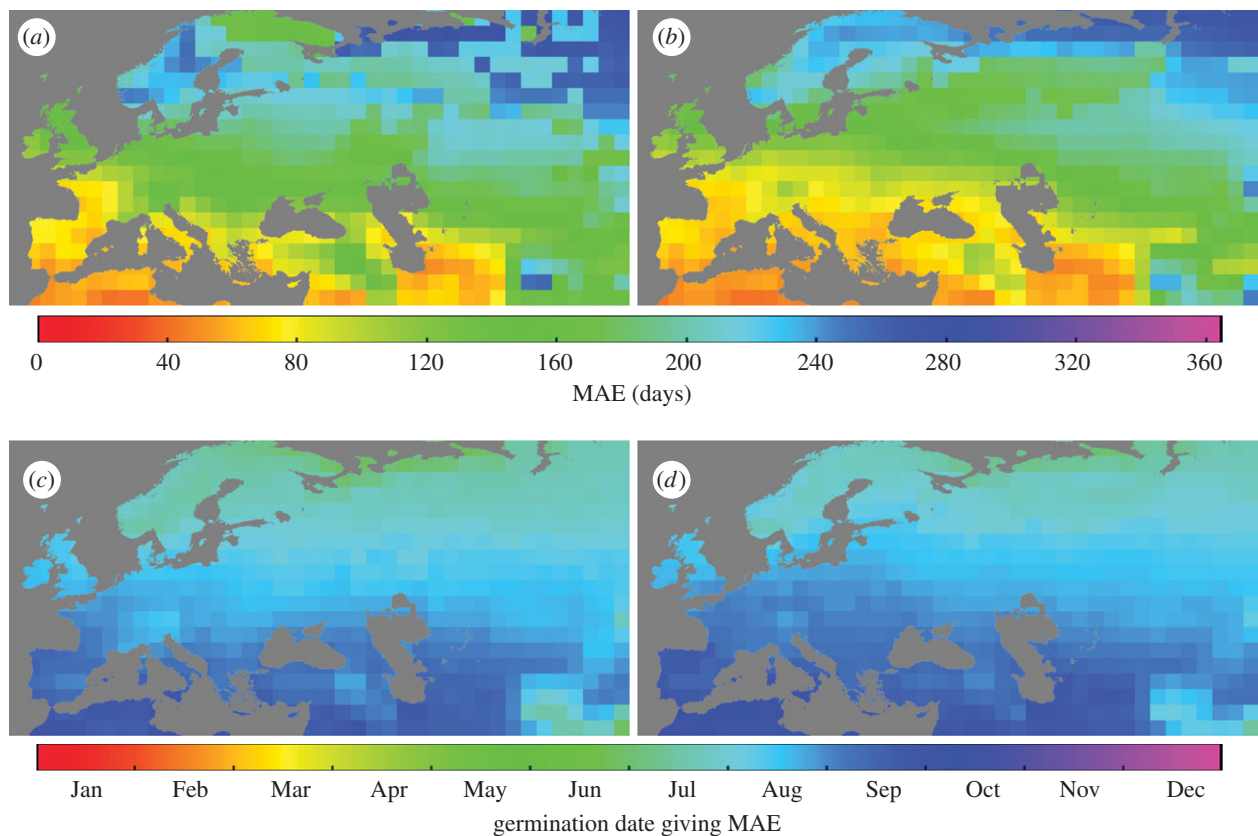


Figure 5. Geographical patterns in the maximum difference in bolting time (maximum allelic effect, MAE) between *A. thaliana* ecotypes that differ at the *FRIGIDA* locus under (a) current (2004–2009) and (b) projected (2094–2099) climates. The time of year at which this life-history transition window occurred also showed geographical variation in both (c) current and (d) projected climates across the native range of the species.

smallest. Moving north into the regions where the maximum life-history effect of *GI* increased (to levels comparable to that of *FRI*), the timing of the MAE shifted to later autumn-germinating cohorts. At northern latitudes, longer days occur earlier in the spring and contribute more to the importance of photoperiod effects in the flowering behaviour of winter annuals. The unexpected influence of photoperiod pathway disruption for seedlings germinating in shortening, non-inductive days would be difficult to understand without a detailed photothermal model of development.

(d) Model limitations and future extensions

This photothermal model of *Arabidopsis* development can be used to describe seasonal and geographical patterns of genetic sensitivity in flowering time and to project these patterns into predicted climates. Nonetheless, there are several clear extensions to the model presented here that would further enhance our understanding of phenological response to novel climates in *Arabidopsis*.

Our model demonstrates the exquisite sensitivity of life history to seasonal timing, and yet for most habitats, we know little about the factors determining the season in which natural *Arabidopsis* cohorts occur. For instance, our model of *Arabidopsis* phenology is at present silent about the factors that influence the timing of germination, even though recent studies have shown that certain genes in the flowering time network are also involved in seed dormancy and

germination behaviour (Heschel *et al.* 2008; Chiang *et al.* 2009). Both maternal environmental factors such as temperature (Schmuths *et al.* 2006) and genetic factors (Alonso-Blanco *et al.* 2003; Holdsworth *et al.* 2008; Chiang *et al.* 2009) affect germination behaviour in this species. Despite such advances, we still know relatively little about the natural seasonal and climatic conditions that are permissive for germination (see also review in Donohue 2009). For instance, the warmer temperatures at the southern range limit confer a longer window in which summer and early autumn germinants could complete their life cycle prior to winter; however, drier summers at these sites (in concert with warmer temperatures, which can induce secondary dormancy in this species) may mean that germination during this window is impossible despite the permissive photothermal conditions for vegetative development (Montesinos *et al.* 2009). Without a detailed understanding of these factors, we cannot know what portion of the possible life-history variation predicted by the model will be expressed in nature.

The genetic and physiological bases of several later life-history stages, and their effects on the coordination of the complete life cycle, likewise remain to be explored. Our model estimates the timing of bolting, which is the appearance of the floral meristem that signals the switch from vegetative to reproductive growth. Although bolting time is used interchangeably with flowering time in much of the *Arabidopsis* developmental literature, the two events do not coincide

and may respond to different environmental cues or be under distinct selection pressures. Elucidating the physiological and developmental responses of each life stage may lead to a better understanding of how and why some habitats support multiple natural cohorts of *Arabidopsis* per year while others have only a winter annual generation. For example, studies of insect life cycles have shown that the combination of seasonally distributed environmental signals and life-history stages with distinct sensitivities can be sufficient to generate multiple cohorts and synchronize the life cycles of individuals within a population across years (Jenkins *et al.* 2001; Powell & Logan 2005). Future models that explore the sensitivity, phenology and coordination of distinct life stages in *A. thaliana* will contribute further to the goal of creating a complete life-history map (cf. Donohue 2009).

Finally, we must understand the relationship between seasonal expression of phenology and fitness. Such information is necessary to explore how selection will act on the environmental sensitivity of phenological traits in changing environments (cf. Davis *et al.* 2005; Aitken *et al.* 2008). Phenological transitions can have direct fitness consequences, but selection for timing traits may vary with the environment. In *Arabidopsis*, inappropriate early bolting in winter annuals can lead to decreased fitness, but earlier bolting is advantageous in spring germinants under field conditions (Korves *et al.* 2007). Selection experiments under contrasting CO₂ or simulated seasonal conditions have identified distinct genetic responses in *Arabidopsis* that account for evolutionary changes in flowering time depending on the selection environment (Springer *et al.* 2008; Scarcelli & Kover 2009). The fitness consequences of dormancy characteristics differ between seeds dispersed in autumn and those in spring, and seasonal QTL involved in dormancy response and fitness can also be identified (Donohue *et al.* 2005; Huang *et al.* 2010). Thus, knowledge at the genetic level of the basis of phenological traits, the amount of natural variation in these traits, the effect of season on expression of these traits and their fitness consequences in seasonal environments will be necessary to achieve more accurate predictions of the integrated life-history responses of plants to novel environments.

5. PROSPECTS FOR UNDERSTANDING PHENOLOGY IN CHANGING CLIMATES

Process-based phenology models that link mechanism to responsiveness provide an important step forward in predicting plant behaviour and life history under future climate scenarios (cf. Chuine & Beaubien 2001; Morin *et al.* 2007). In particular, models that integrate and balance the importance of different environmental cues should obviate some of the problems associated with predictions of behaviour under no-analogue climates of the future (Williams & Jackson 2007; Williams *et al.* 2007). In *Arabidopsis*, even a simple model using only day length and thermal inputs can explain a great deal of the observed phenological behaviour in a variety of genetic backgrounds, seasons and geographical locations (Wilczek *et al.* 2009).

Despite a wide diversity of physiologically motivated thermal, photothermal and hydrothermal models of development for various plant species and phenological traits, most existing approaches have focused on generating separate and separately parameterized models for every species and variety considered (Cooper *et al.* 1995; Cooper & Hammer 1996). The environmentally driven response of plant timing traits modelled using these approaches can be thought of as simulated reaction norms. The *Arabidopsis* model presented here represents a step forward in understanding the genetic influence on phenology because it both ties parameters that mediate environmental response to known genes in environmental-sensing pathways and also scales developmental rates according to pathway sensitivity. Models of phenology that are sensitive to changes in allele strength at candidate loci or changes in pathway strength in genetic networks can be used to understand the magnitude of phenotypic response as a function of both environmental conditions and the genetic variation sampled. With this approach, we can also generate reaction norms in phenology space along axes of genetic pathway sensitivity. For instance, the predicted timing of life-history sensitivity as a function of genetic pathway function can inform strategies to optimize flowering to specific times in different geographical areas, as well as illustrating how planting dates and ploughing schedules should be shifted to expose genetic variation in sensitivity to different environmental variables. Thus, such trajectories in genetic sensitivity can inform plant breeding strategies for novel climates and will also be critical to understanding potential evolutionary responses to changing climates.

At the moment, there are few other plant species or traits for which the genetic basis of phenology is so well understood at the molecular level. Nonetheless, the approach of modelling general pathway sensitivity, balance and integration should be possible in any species where the basic genetic architecture of environmental response is known (figure 2)—a category that already includes several crop and forestry species. Numerous plant studies provide a rich source of phenological data from complex (and semi-natural) field environments (e.g. Betancourt & Schwartz 2005), in which individuals experience a range of temperature and photoperiod cues in combination. Building on well-developed traditions in crop research that quantify influences of different environmental variables even when they covary (Cooper & Hammer 1996), future work would benefit from considering how perturbation in the sensitivities to environmental variables singly and in concert would affect phenology. Genetic research and screens can also be used to explore the loci and pathways that underlie these environmental sensitivities (Cooper *et al.* 2005; Welch *et al.* 2005; Hammer *et al.* 2006). From work to date, we can predict that for any particular network architecture, the exact balance of converging gene pathways in determining phenology will depend on genetic sensitivity to environmental cues, the input of relevant environmental factors and the seasonal timing of life history.

6. CONCLUSIONS

Even simple process-based models can be sufficient to explain a great deal of variation in phenology at a broad scale. Given the growing interest in phenology under changing climates and the relative paucity of detailed physiological data for many plant species, it may be valuable to explore a more general approach to physiological sensitivity of different seasonal environmental inputs with models that are more heuristic and tractable. Agronomy, forestry and other applied fields are rich in data and well-developed methods for exploring the physiological basis of phenology that can be directly transferred to natural systems. To date, a great deal of effort has been focused on understanding plasticity of response to environmental factors, and as a result, the basic seasonal cues to which most plant species and traits respond are fairly well understood. Examination of intraspecific variation in phenology within the framework of models that balance response to different environmental cues may help elucidate the genetic pathways involved as well as the amount of genetic variation in this sensitivity (see also Laurie *et al.* 2004; Welch *et al.* 2005). The magnitude and distribution of natural intraspecific variation in environmental response will inform whether adaptation to new climatic regimes will be genetically constrained or how it might be facilitated through natural or assisted migration. Future challenges that will help complete our understanding of phenology in changing environments include further explorations of the genetic basis of phenological traits, the integration of seasonal timing across different life stages and the resetting of developmental time in recurring seasonal traits.

Unlike many indicators of global change that are only detectable to scientists with specialized equipment, many seasonal shifts in abiotic and biotic phenological events are immediately obvious to a large audience. The timing of leafing out in deciduous forests, onset of different pollen seasons, date of first and last frost, bloom time of showy wildflowers, timing of migration of songbirds and butterflies and bird nesting are all undergoing rapid and obvious changes detectable on the scale of a human lifetime. In exploring the mechanistic basis of phenology, evolutionary biologists, ecologists and geneticists have the opportunity to prove the explanatory power of physiological and genetic models in both recreating observed responses and projecting responses to novel environments.

We thank R. Early for assistance with GIS data formats and J. Roe for helpful discussions about the structure of flowering time networks. We are grateful to members of the Brown University Autumn 2009 Graduate Seminar for many interesting discussions about phenology in changing climates. This work was supported by an NSF Frontiers in Integrative Biological Research programme grant EF-0425759.

APPENDIX A

A.1. Modified photothermal unit calculation

The model used to calculate photothermal unit accumulation, and thus the progression of

development to bolting, was that described in Wilczek *et al.* (2009). The modified photothermal time u_j of genotype j at time t , $u_j(t)$, was calculated from the hourly instantaneous rate $u'_j(t)$ at which genotype j accumulated modified photothermal (developmental) time. This instantaneous rate was calculated as the product of temperature above threshold Θ , a photoperiod factor p and a vernalization effectiveness e ,

$$u'_j(t) = \Theta(T)p(d)e(v_j). \quad (\text{A } 1)$$

All inputs were calculated from temperature and photoperiod information by site, S . Temperature $T(S; t)$, day length $d(S; t)$ and chilling duration $v(S; t)$ were all site-dependent functions of time representing the growth environment to which plants were exposed. The four genotypes in our simulations were isogenic for floral integrator genes (as well as other background loci), and thus all genotypes were assumed to bolt at a common threshold of modified photothermal time. However, the rate at which any given genotype accumulated developmental time depended both on environmental inputs (day length, temperature) and on its genetically determined sensitivity to these environmental factors. Full calculation details and genotype-specific parameters for day length and vernalization sensitivity can be found in Wilczek *et al.* (2009).

A.2. Converting daily maxima and minima to hourly air temperatures

The photothermal accumulation model depended on hourly plant-level temperature profiles, but only daily maxima and minima were available for most climate projection datasets. We therefore simulated hourly temperature profiles from daily maxima and minima based on equations modified from Cesaraccio *et al.* (2001)

$$T = \begin{cases} c + \frac{a}{2} \cos\left(\pi + \frac{t - H_n}{H_m - H_n} \pi\right), & H_n \leq t \leq H_m \\ T_s + k \log_j L, & H_m \leq t \leq H_s \\ T_s + b\sqrt{t - H_s}, & H_s \leq t \leq H_p \end{cases}, \quad (\text{A } 2)$$

where H_n , H_m and H_s are the time of dawn, daily maximum and dusk of that day, and t the hour. Local times of dawn and dusk were calculated using equations from Ham (2004). Additional intermediates were as follows: temperature at sunset T_s is estimated as $T_s = T_m - s(T_m - T_p)$, where T_n is the day's minimum temperature, T_m the day's maximum temperature, T_p the next day's minimum temperature, and s is a parameter; the average daily increase c is the arithmetic mean of T_m and T_n , i.e. $c = (T_m + T_n)/2$; a is the amplitude of the increase $T_m - T_n$; k is $T_m - T_s$; the logarithmic base j is $1 + H_s - H_m$, $L = j - (t - H_m)$ and

$$b = \frac{T_p - T_s}{\sqrt{H_p - H_s}},$$

where $H_p - H_s$ is the interval from sunset until the next dawn. H_m , the time of daily maximum temperature, is

simulated as

$$H_m = H_n + x \sin\left(\frac{2\pi(w-y)}{365}\right) + z, \quad (\text{A } 3)$$

where w is the day of year (doy) and x , y , z and s are parameters. Equation (A 2) differed from that in Cesaraccio *et al.* (2001) with respect to the calculation of temperature from the time of maximum until sunset, as inspection of data from weather stations at five field sites in Europe revealed a systematic bias in the estimation of temperature decline that could be better approximated using a log function (L. Burghardt 2010, unpublished data). Parameters were fit using real data from five European weather stations, spanning from 38° N to 65° N, at which we gathered real hourly air temperature profiles for at least 1 year at each site and compared these with hourly profiles simulated using measured daily maxima and minima (Wilczek *et al.* 2009). Final parameter values were set to $x = 2.036391$, $y = 79.22015$, $z = 9.285504$ and $s = 0.227538$.

A.3. Simulation of ground temperature from air temperature

Surface temperature T_g in kelvins was simulated based on Kelvin air temperature T_a as

$$T_g = aW + cT_a + e \sin\left(\frac{2\pi t}{365} + f\right) + d, \quad (\text{A } 4)$$

where a , c , d , e and f are parameters, W (hour, doyr) is clear sky irradiance as calculated in Ham (2004) and t is (fractional) time since midnight on 1 January in days. Values of parameters were fit empirically using data from the same five European weather stations to $a = 0.004099$, $c = 0.920493$, $d = 22.466179$, $e = -1.861643$, and $f = 1.549941$.

A.4. Accuracy of hourly ground temperature simulations from daily air temperature

Using the photothermal unit accumulation model, days to bolting (DTB) for the Col wild-type genotype was estimated for between 346 and 815 (average 644, median 662) germination dates from 2006 to 2008 at each of the five sites. DTB was calculated using either real hourly ground temperatures measured from on-site weather stations (Wilczek *et al.* 2009) or measured daily air temperature maxima and minima from these same stations and equations (A 2), (A 3) and (A 4), from which hourly ground temperature profiles were simulated. The correlation between DTB calculated from real hourly ground temperature data and from simulated hourly ground temperature profiles was greater than 0.99 in each of the sites. The slope of DTB predicted from real hourly ground versus simulated hourly ground temperatures was on average 1.00 between the five sites, with a range of 0.98–1.05. Thus, these hourly profile simulations can capture much of the flowering-relevant temperature variation across a broad geographical and seasonal range.

A.5. Estimating phenology in projected climate scenarios

We chose to explore flowering behaviour in an area of Europe and central Asia (11–86° E and 35–71° N) that encompasses much of *A. thaliana*'s native contiguous range. The northern and eastern borders of this grid were set by the extreme locations of recent *A. thaliana* sampling efforts and range descriptions as well as online available herbaria records (Hoffmann 2002; Schmid *et al.* 2006; Beck *et al.* 2008; GBIF). However, even within this grid, there are probably large areas from which natural populations of *A. thaliana* are absent, particularly in northern Scandinavia and much of Siberia (Hoffmann 2002; Koornneef *et al.* 2004). In fact, the described northern range limit closely follows the pattern described by our model predictions of MVI for *FRI* populations under current climates. *Arabidopsis* is largely absent from areas in which the MVI exceeds 320 days (figure 4), suggesting that the inability to complete a winter annual life cycle may limit the maintenance of populations in these areas. Described populations of *A. thaliana* that occur outside (particularly south) of this grid occur largely at high elevations (e.g. in the Himalayas and northern Africa) or on oceanic islands, where the microclimate is not likely to be captured at the scale of available climate projections.

For the simulations of flowering time across the native range (approximated here by the area from 11° to 86° E and 35° to 71° N), we used data from the NOAA GFDL CM2.1 A1B_X1 climate scenario for 2001–2100 (NOAA GFDL 2004; Delworth *et al.* 2006). This scenario, which simulates temperatures under increasing CO₂ concentrations up to 720 ppm in the year 2100, projects global daily temperature maxima and minima at a spatial resolution of 2.5° × 2.5°. For each day and geographical grid cell, hourly temperature profiles were simulated from the projected daily maxima and minima using equations (A 2), (A 3) and (A 4). We chose two 6 year time intervals, 2004–2009 and 2094–2099, inclusive, to represent current and future projected climates, respectively. For germination on each successive calendar day of the year, the required number of days to reach the developmental threshold for bolting as a function of simulated local temperature and photoperiod conditions was calculated for the Col, Col *FRI*, Col *FRI vin3* and Col *gi* genotypes according to the model in Wilczek *et al.* (2009). For the two 6 year intervals, the average time to bolting (in days) and standard deviation of time to bolting were then calculated for each genotype for each germination day.

REFERENCES

- Aitken, S. N., Yeaman, S., Holliday, J. A., Wang, T. L. & Curtis-McLane, S. 2008 Adaptation, migration or extirpation: climate change outcomes for tree populations. *Evol. Appl.* **1**, 95–111. (doi:10.1111/j.1752-4571.2007.00013.x)
- Akin, W. E. 1990 *Global patterns: climate, vegetation and soils*. Norman, OK: University of Oklahoma Press.
- Alexandre, C. M. & Hennig, L. 2008 FLC or not FLC: the other side of vernalization. *J. Exp. Bot.* **59**, 1127–1135. (doi:10.1093/jxb/ern070)

- Alonso-Blanco, C., Bentsink, L., Hanhart, C. J., Blankestijnde Vries, H. & Koornneef, M. 2003 Analysis of natural allelic variation at seed dormancy loci of *Arabidopsis thaliana*. *Genetics* **164**, 711–729.
- Alonso-Blanco, C., Mendez-Vigo, B. & Koornneef, M. 2005 From phenotypic to molecular polymorphisms involved in naturally occurring variation of plant development. *Int. J. Dev. Biol.* **49**, 717–732. (doi:10.1387/ijdb.051994ca)
- Alonso-Blanco, C., Aarts, M. G. M., Bentsink, L., Keurentjes, J. J. B., Reymond, M., Vreugdenhil, D. & Koornneef, M. 2009 what has natural variation taught us about plant development, physiology, and adaptation? *Plant Cell* **21**, 1877–1896. (doi:10.1105/tpc.109.068114)
- Balasubramanian, S. et al. 2006a The PHYTOCHROME C photoreceptor gene mediates natural variation in flowering and growth responses of *Arabidopsis thaliana*. *Nat. Genet.* **38**, 711–715. (doi:10.1038/ng1818)
- Balasubramanian, S., Sureshkumar, S., Lempe, J. & Weigel, D. 2006b Potent induction of *Arabidopsis thaliana* flowering by elevated growth temperature. *PLoS Genet.* **2**, 980–989.
- Baurle, I. & Dean, C. 2006 The timing of developmental transitions in plants. *Cell* **125**, 655–664. (doi:10.1016/j.cell.2006.05.005)
- Beck, J. B., Schmutz, H. & Schaal, B. A. 2008 Native range genetic variation in *Arabidopsis thaliana* is strongly geographically structured and reflects Pleistocene glacial dynamics. *Mol. Ecol.* **17**, 902–915.
- Bertin, R. I. 2008 Plant phenology and distribution in relation to recent climate change. *J. Torrey Bot. Soc.* **135**, 126–146.
- Betancourt, J. L. & Schwartz, M. 2005 Implementing a U.S. national phenology network. *EOS Trans. AGU* **86**, 539–541.
- Blackman, B., Strasburg, J. L., Raduski, A., Michaels, S. & Rieseberg, L. 2010 The role of recently derived FT paralogs in sunflower domestication. *Curr. Biol.* **20**, 629–635. (doi:10.1016/j.cub.2010.01.059)
- Blazquez, M. A., Ahn, J. H. & Weigel, D. 2003 A thermosensory pathway controlling flowering time in *Arabidopsis thaliana*. *Nat. Genet.* **33**, 168–171. (doi:10.1038/ng1085)
- Bohlenius, H., Huang, T., Charbonnel-Campaa, L., Brunner, A. M., Jansson, S., Strauss, S. H. & Nilsson, O. 2006 CO/FT regulatory module controls timing of flowering and seasonal growth cessation in trees. *Science* **312**, 1040–1043. (doi:10.1126/science.1126038)
- Borchert, R., Robertson, K., Schwartz, M. D. & Williams-Linera, G. 2005 Phenology of temperate trees in tropical climates. *Int. J. Biometeorol.* **50**, 57–65. (doi:10.1007/s00484-005-0261-7)
- Boss, P. K., Bastow, R. M., Mylne, J. S. & Dean, C. 2004 Multiple pathways in the decision to flower: enabling, promoting, and resetting. *Plant Cell* **16**, S18–S31. (doi:10.1105/tpc.015958)
- Bradshaw, W. E. & Holzapfel, C. M. 2001 Genetic shift in photoperiodic response correlated with global warming. *Proc. Natl Acad. Sci. USA* **98**, 14 509–14 511. (doi:10.1073/pnas.241391498)
- Bradshaw, W. E. & Holzapfel, C. M. 2008 Genetic response to rapid climate change: it's seasonal timing that matters. *Mol. Ecol.* **17**, 157–166. (doi:10.1111/j.1365-294X.2007.03509.x)
- Cesaraccio, C., Spano, D., Duce, P. & Snyder, R. L. 2001 An improved model for determining degree-day values from daily temperature data. *Int. J. Biometeorol.* **45**, 161–169.
- Charles-Edwards, D. A., Doley, D. & Rimmington, G. M. 1986 *Modelling plant growth and development*. North Ryde, Australia: Academic Press.
- Chiang, G. C. K., Barua, D., Kramer, E. M., Amasino, R. M. & Donohue, K. 2009 Major flowering time gene, *FLOWERING LOCUS C*, regulates seed germination in *Arabidopsis thaliana*. *Proc. Natl Acad. Sci. USA* **106**, 11 661–11 666. (doi:10.1073/pnas.0901367106)
- Chuine, I. 2010 Why does phenology drive species distribution? *Phil. Trans. R. Soc. B* **365**, 3149–3160. (doi:10.1098/rstb.2010.0142)
- Chuine, I. & Beaubien, E. G. 2001 Phenology is a major determinant of tree species range. *Ecol. Lett.* **4**, 500–510. (doi:10.1046/j.1461-0248.2001.00261.x)
- Cockram, J., Chiapparino, E., Taylor, S. A., Stamati, K., Donini, P., Laurie, D. A. & O'Sullivan, D. M. 2007a Haplotype analysis of vernalization loci in European barley germplasm reveals novel VRN-H1 alleles and a predominant winter VRN-H1/VRN-H2 multi-locus haplotype. *Theor. Appl. Genet.* **115**, 993–1001. (doi:10.1007/s00122-007-0626-x)
- Cockram, J., Jones, H., Leigh, F. J., O'Sullivan, D., Powell, W., Laurie, D. A. & Greenland, A. J. 2007b Control of flowering time in temperate cereals: genes, domestication, and sustainable productivity. *J. Exp. Bot.* **58**, 1231–1244. (doi:10.1093/jxb/erm042)
- Cockram, J., Norris, C. & O'Sullivan, D. M. 2009 PCR-based markers diagnostic for spring and winter seasonal growth habit in barley. *Crop Sci.* **49**, 403–410. (doi:10.2135/cropsci2008.07.0398)
- Colasanti, J. & Coneva, V. 2009 Mechanisms of floral induction in grasses: something borrowed, something new. *Plant Physiol.* **149**, 56–62. (doi:10.1104/pp.108.130500)
- Cooper, M. & Hammer, G. (eds) 1996 *Plant adaptation and crop improvement*. Wallingford, CT: CAB International.
- Cooper, M., Podlich, D. W. & Smith, O. S. 2005. Gene-to-phenotype models and complex trait genetics. *Aust. J. Agric. Res.* **56**, 895–918. (doi:10.1071/AR05154)
- Corbesier, L. et al. 2007 FT protein movement contributes to long-distance signaling in floral induction in *Arabidopsis*. *Science* **316**, 1030–1033. (doi:10.1126/science.1141752)
- Damascos, M. A., Prado, C. & Ronquim, C. C. 2005 Bud composition, branching patterns and leaf phenology in Cerrado woody species. *Ann. Bot.* **96**, 1075–1084. (doi:10.1093/aob/mci258)
- Davis, M. B., Shaw, R. G. & Etterson, J. R. 2005 Evolutionary responses to changing climate. *Ecology* **86**, 1704–1714. (doi:10.1890/03-0788)
- Davis, C. C., Willis, C. G., Primack, R. B. & Miller-Rushing, A. J. 2010 The importance of phylogeny to the study of phenological response to global climate change. *Phil. Trans. R. Soc. B* **365**, 3201–3213. (doi:10.1098/rstb.2010.0130)
- Delworth, T. L. et al. 2006 GFDL's CM2 global coupled climate models. Part I: formulation and simulation characteristics. *J. Climate* **19**, 643–674. (doi:10.1175/JCLI3629.1)
- Dingkuhn, M., Kouressy, M., Vaksman, M., Clerget, B. & Chantreau, J. 2008 A model of sorghum photoperiodism using the concept of threshold-lowering during prolonged appetence. *Eur. J. Agron.* **28**, 74–89. (doi:10.1016/j.eja.2007.05.005)
- Dong, Z. S. 2003 *Incorporation of genomic information into the simulation of flowering time in Arabidopsis thaliana*. Manhattan, KS: Kansas State University.
- Donohue, K. 2009 Completing the cycle: maternal effects as the missing link in plant life histories. *Phil. Trans. R. Soc. B* **364**, 1059–1074. (doi:10.1098/rstb.2008.0291)
- Donohue, K., Dorn, L., Griffith, C., Kim, E., Aguilera, A., Polisetty, C. R. & Schmitt, J. 2005 The evolutionary ecology of seed germination of *Arabidopsis thaliana*: variable

- natural selection on germination timing. *Evolution* **59**, 758–770.
- Durant, J. M., Hjermand, D. O., Anker-Nilssen, T., Beaugrand, G., Myserud, A., Pettorelli, N. & Stenseth, N. C. 2005 Timing and abundance as key mechanisms affecting trophic interactions in variable environments. *Ecol. Lett.* **8**, 952–958. (doi:10.1111/j.1461-0248.2005.00798.x)
- Engelmann, K. & Purugganan, M. 2006 The molecular evolutionary ecology of plant development: flowering time in *Arabidopsis thaliana*. *Adv. Bot. Res.* **44**, 507–526. (doi:10.1016/S0065-2296(06)44013-1)
- Finnegan, E. J. & Dennis, E. S. 2007 Vernalization-induced trimethylation of histone H3 lysine 27 at FLC is not maintained in mitotically quiescent cells. *Curr. Biol.* **17**, 1978–1983. (doi:10.1016/j.cub.2007.10.026)
- Fisher, J. I., Richardson, A. D. & Mustard, J. F. 2007 Phenology model from surface meteorology does not capture satellite-based greenup estimations. *Global Change Biol.* **13**, 707–721. (doi:10.1111/j.1365-2486.2006.01311.x)
- Fitter, A. H. & Fitter, R. S. R. 2002 Rapid changes in flowering time in British plants. *Science* **296**, 1689–1691. (doi:10.1126/science.1071617)
- Franks, S. J., Sim, S. & Weis, A. E. 2007 Rapid evolution of flowering time by an annual plant in response to a climate fluctuation. *Proc. Natl Acad. Sci. USA* **104**, 1278–1282. (doi:10.1073/pnas.0608379104)
- Galiba, G., Vagujfalvi, A., Li, C. X., Soltesz, A. & Dubcovsky, J. 2009 Regulatory genes involved in the determination of frost tolerance in temperate cereals. *Plant Sci.* **176**, 12–19. (doi:10.1016/j.plantsci.2008.09.016)
- GBIF Data Portal, data.gbif.org. Accessed 2009-07-01.
- Geraldo, N., Baurle, I., Kidou, S., Hu, X. Y. & Dean, C. 2009 FRIGIDA delays flowering in *Arabidopsis* via a cotranscriptional mechanism involving direct interaction with the nuclear cap-binding complex. *Plant Physiol.* **150**, 1611–1618. (doi:10.1104/pp.109.137448)
- Granier, C., Massonnet, C., Turc, O., Muller, B., Chenu, K. & Tardieu, F. 2002 Individual leaf development in *Arabidopsis thaliana*: a stable thermal-time-based programme. *Ann. Bot.* **89**, 595–604. (doi:10.1093/aob/mcf085)
- Greenup, A., Peacock, W. J., Dennis, E. S. & Trevaskis, B. 2009 The molecular biology of seasonal flowering-responses in *Arabidopsis* and the cereals. *Ann. Bot.* **103**, 1165–1172. (doi:10.1093/aob/mcp063)
- Griffith, T. M. & Watson, M. A. 2006 Is evolution necessary for range expansion? Manipulating reproductive timing of a weedy annual transplanted beyond its range. *Am. Nat.* **167**, 153–164.
- Gyllenstrand, N., Clapham, D., Kallman, T. & Lagercrantz, U. 2007 A Norway spruce *FLOWERING LOCUS T* homolog is implicated in control of growth rhythm in conifers. *Plant Physiol.* **144**, 248–257. (doi:10.1104/pp.107.095802)
- Hall, D., Luquez, V., Garcia, V. M., St Onge, K. R., Jansson, S. & Ingvarsson, P. K. 2007 Adaptive population differentiation in phenology across a latitudinal gradient in European aspen (*Populus tremula*, L.): a comparison of neutral markers, candidate genes and phenotypic traits. *Evolution* **61**, 2849–2860. (doi:10.1111/j.1558-5646.2007.00230.x)
- Ham, J. M. 2004 Useful equations in micrometeorology. In *Micrometeorology of agricultural systems* (eds J. L. Hatfield & J. M. Baker). Madison, WI: ASA-CSSA-SSSA.
- Hammer, G. L., Cooper, M., Tardieu, F., Welch, S. M., Walsh, B., van Eeuwijk, F., Chapman, S. & Podlich, D. 2006 Models for navigating biological complexity in breeding improved crop plants. *Trends Plant Sci.* **11**, 587–593. (doi:10.1016/j.tplants.2006.10.006)
- Harrington, C. A., Gould, P. J. & St. Clair, J. B. 2010 Modeling the effects of winter environment on dormancy release of Douglas-fir. *For. Ecol. Manage.* **259**, 798–808. (doi:10.1016/j.foreco.2009.06.018)
- Hayama, R. & Coupland, G. 2004 The molecular basis of diversity in the photoperiodic flowering responses of *Arabidopsis* and rice. *Plant Physiol.* **135**, 677–684. (doi:10.1104/pp.104.042614)
- Hayama, R., Yokoi, S., Tamaki, S., Yano, M. & Shimamoto, K. 2003 Adaptation of photoperiodic control pathways produces short-day flowering in rice. *Nature* **422**, 719–722. (doi:10.1038/nature01549)
- Hedman, H., Kallman, T. & Lagercrantz, U. 2009 Early evolution of the MFT-like gene family in plants. *Plant Mol. Biol.* **70**, 359–369. (doi:10.1007/s11103-009-9478-x)
- Henderson, I. R., Shindo, C. & Dean, C. 2003 The need for winter in the switch to flowering. *Annu. Rev. Genet.* **37**, 371–392. (doi:10.1146/annurev.genet.37.110801.142640)
- Heschel, M. S., Butler, C. M., Barua, D., Chiang, G. C. K., Wheeler, A., Sharrock, R. A., Whitlam, G. C. & Donohue, K. 2008 New roles of phytochromes during seed germination. *Int. J. Plant Sci.* **169**, 531–540. (doi:10.1086/528753)
- Hoffmann, M. H. 2002 Biogeography of *Arabidopsis thaliana* (L.) Heynh. (Brassicaceae). *J. Biogeog.* **29**, 125–134. (doi:10.1046/j.1365-2699.2002.00647.x)
- Hoffmann, M. H., Tomiuk, E., Schmutz, H., Koch, C. & Bachmann, K. 2005 Phenological and morphological responses to different temperature treatments differ among a world-wide sample of accessions of *Arabidopsis thaliana*. *Acta Oecol. Int. J. Ecol.* **28**, 181–187. (doi:10.1016/j.actao.2005.03.010)
- Holdsworth, M. J., Bentsink, L. & Soppe, W. J. J. 2008 Molecular networks regulating *Arabidopsis* seed maturation, after-ripening, dormancy and germination. *New Phytol.* **179**, 33–54. (doi:10.1111/j.1469-8137.2008.02437.x)
- Howe, G. T., Aitken, S. N., Neale, D. B., Jermstad, K. D., Wheeler, N. C. & Chen, T. H. H. 2003 From genotype to phenotype: unraveling the complexities of cold adaptation in forest trees. *Can. J. Bot. Rev.* **81**, 1247–1266. (doi:10.1139/b03-141)
- Huang, X., Schmitt, J., Dorn, L., Griffith, C., Effgen, S., Takao, S., Koornneef, M. & Donohue, K. 2010 The earliest stages of adaptation in an experimental plant population: strong selection on QTLs for seed dormancy. *Mol. Ecol.* **19**, 1335–1351. (doi:10.1111/j.1365-294x.2010.04557.x)
- Ibáñez, I., Primack, R. B., Miller-Rushing, A. J., Ellwood, E., Higuchi, H., Lee, S. D., Kobori, H. & Silander, J. A. 2010 Forecasting phenology under global warming. *Phil. Trans. R. Soc. B* **365**, 3247–3260. (doi:10.1098/rstb.2010.0120)
- Ingvarsson, P. K., Garcia, M. V., Hall, D., Luquez, V. & Jansson, S. 2006 Clinal variation in phyB2, a candidate gene for day-length-induced growth cessation and bud set, across a latitudinal gradient in European aspen (*Populus tremula*). *Genetics* **172**, 1845–1853. (doi:10.1534/genetics.105.047522)
- Ingvarsson, P. K., Garcia, M. V., Luquez, V., Hall, D. & Jansson, S. 2008 Nucleotide polymorphism and phenotypic associations within and around the phytochrome B2 locus in European aspen (*Populus tremula*, Salicaceae). *Genetics* **178**, 2217–2226. (doi:10.1534/genetics.107.082354)
- Jenkins, J. L., Powell, J. A., Logan, J. A. & Bentz, B. J. 2001 Low seasonal temperatures promote life cycle synchronization. *Bull. Math. Biol.* **63**, 573–595. (doi:10.1006/bulm.2001.0237)
- Johanson, U., West, J., Lister, C., Michaels, S., Amasino, R. & Dean, C. 2000 Molecular analysis of FRIGIDA, a major determinant of natural variation in *Arabidopsis* flowering

- time. *Science* **290**, 344–347. (doi:10.1126/science.290.5490.344)
- Jones, H. et al. 2008 Population-based resequencing reveals that the flowering time adaptation of cultivated barley originated east of the fertile crescent. *Mol. Biol. Evol.* **25**, 2211–2219. (doi:10.1093/molbev/msn167)
- Joost, S., Bonin, A., Bruford, M., Després, L., Conord, C., Erhardt, G. & Taberlet, P. 2007 A spatial analysis method (SAM) to detect candidate loci for selection: towards a landscape genomics approach to adaptation. *Mol. Ecol.* **16**, 3955–3969. (doi:10.1111/j.1365-294X.2007.03442.x)
- Kikuchi, R., Kawahigashi, H., Ando, T., Tonooka, T. & Handa, H. 2009 Molecular and functional characterization of *PEBP* genes in barley reveal the diversification of their roles in flowering. *Plant Physiol.* **149**, 1341–1353. (doi:10.1104/pp.108.132134)
- Kim, S. Y., He, Y. H., Jacob, Y., Noh, Y. S., Michaels, S. & Amasino, R. 2005 Establishment of the vernalization-responsive, winter-annual habit in *Arabidopsis* requires a putative histone H3 methyl transferase. *Plant Cell* **17**, 3301–3310. (doi:10.1105/tpc.105.034645)
- Kim, S. Y. et al. 2007 Delayed flowering time in *Arabidopsis* and *Brassica rapa* by the overexpression of *FLOWERING LOCUS C (FLC)* homologs isolated from Chinese cabbage (*Brassica rapa* L. ssp. *pekinensis*). *Plant Cell Rep.* **26**, 327–336. (doi:10.1007/s00299-006-0243-1)
- Kobayashi, Y. & Weigel, D. 2007 Move on up, it's time for change—mobile signals controlling photoperiod-dependent flowering. *Gen. Dev.* **21**, 2371–2384.
- Koorneef, M., Hanhart, C. J. & Vanderveen, J. H. 1991 A genetic and physiological analysis of late flowering mutants in *Arabidopsis thaliana*. *Mol. Gen. Genet.* **229**, 57–66.
- Koorneef, M., Alonso-Blanco, C. & Vreugdenhil, D. 2004 Naturally occurring genetic variation in *Arabidopsis thaliana*. *Annu. Rev. Plant Biol.* **55**, 141–172. (doi:10.1146/annurev.arplant.55.031903.141605)
- Korves, T. M., Schmid, K. J., Caicedo, A. L., Mays, C., Stinchcombe, J. R., Purugganan, M. D. & Schmitt, J. 2007 Fitness effects associated with the major flowering time gene *FRIGIDA* in *Arabidopsis thaliana* in the field. *Am. Nat.* **169**, E141–E157.
- Landsberg, H. 1941 *Physical climatology*. State College, PA: Gray Printing Company.
- Laurie, D. A., Griffiths, S., Dunford, R. P., Christodoulou, V., Taylor, S. A., Cockram, J., Beales, J. & Turner, A. 2004 Comparative genetic approaches to the identification of flowering time genes in temperate cereals. *Field Crops Res.* **90**, 87–99. (doi:10.1016/j.fcr.2004.07.007)
- Lee, I. & Amasino, R. M. 1995 Effect of vernalization, photoperiod, and light quality on the flowering phenotype of *Arabidopsis* plants containing the *Frigida* gene. *Plant Physiol.* **108**, 157–162.
- Lehikoinen, E., Sparks, T. H. & Zalakevicius, M. 2004 Arrival and departure dates. In *The effects of climate change on birds* (eds A. P. Moller, W. Fielder & P. Berthold), pp. 1–31. New York, NY: Academic Press Ltd.
- Lempe, J., Balasubramanian, S., Sureshkumar, S., Singh, A., Schmid, M. & Weigel, D. 2005 Diversity of flowering responses in wild *Arabidopsis thaliana* strains. *PLoS Genet.* **1**, 109–118.
- Li, Y., Roycewicz, P., Smith, E. & Borevitz, J. O. 2006 Genetics of local adaptation in the laboratory: flowering time quantitative trait loci under geographic and seasonal conditions in *Arabidopsis*. *PLoS ONE* **1**, e105. (doi:10.1371/journal.pone.0000105)
- Li, Z. G., Reighard, G. L., Abbott, A. G. & Bielenberg, D. G. 2009 Dormancy-associated *MADS* genes from the *EVG* locus of peach *Prunus persica* (L.) Batsch have distinct seasonal and photoperiodic expression patterns. *J. Exp. Bot.* **60**, 3521–3530. (doi:10.1093/jxb/erp195)
- Lifschitz, E., Eviatar, T., Rozman, A., Shalit, A., Goldshmidt, A., Amsellem, Z., Alvarez, J. P. & Eshed, Y. 2006 The tomato *FT* ortholog triggers systemic signals that regulate growth and flowering and substitute for diverse environmental stimuli. *Proc. Natl Acad. Sci. USA* **103**, 6398–6403. (doi:10.1073/pnas.0601620103)
- Linacre, E. 1992 *Climate, data and resources: a reference and guide*. New York, NY: Routledge.
- Lister, D. L. et al. 2009 Latitudinal variation in a photoperiod response gene in European barley: insight into the dynamics of agricultural spread from 'historic' specimens. *J. Archaeol. Sci.* **36**, 1092–1098. (doi:10.1016/j.jas.2008.12.012)
- Locke, J. C. W., Southern, M. M., Kozma-Bognar, L., Hibberd, V., Brown, P. E., Turner, M. S. & Millar, A. J. 2005 Extension of a genetic network model by iterative experimentation and mathematical analysis. *Mol. Syst. Biol.* **1**. (doi:10.1038/msb4100018)
- Locke, J. C. W., Kozma-Bognar, L., Gould, P. D., Feher, B., Kevei, E., Nagy, F., Turner, M. S., Hall, A. & Millar, A. J. 2006 Experimental validation of a predicted feedback loop in the multi-oscillator clock of *Arabidopsis thaliana*. *Mol. Syst. Biol.* **2**, 6.
- Luquez, V., Hall, D., Albrechtsen, B. R., Karlsson, J., Ingvarsson, P. & Jansson, S. 2008 Natural phenological variation in aspen (*Populus tremula*): the SwAsp collection. *Tree Genet. Genomes* **4**, 279–292. (doi:10.1007/s11295-007-0108-y)
- Malmberg, R. L., Held, S., Waits, A. & Mauricio, R. 2005 Epistasis for fitness-related quantitative traits in *Arabidopsis thaliana* grown in the field and in the greenhouse. *Genetics* **171**, 2013–2027. (doi:10.1534/genetics.105.046078)
- Maloof, J. N. et al. 2001 Natural variation in light sensitivity of *Arabidopsis*. *Nat. Genet.* **29**, 441–446. (doi:10.1038/ng777)
- Menzel, A. et al. 2006a European phenological response to climate change matches the warming pattern. *Global Change Biol.* **12**, 1969–1976. (doi:10.1111/j.1365-2486.2006.01193.x)
- Menzel, A., Von Vopelius, J., Estrella, N., Schleip, C. & Dose, V. 2006b Farmers' annual activities are not tracking the speed of climate change. *Climate Res.* **32**, 201–207.
- Michael, T. P., Salome, P. A. & McClung, C. R. 2003 Two *Arabidopsis* circadian oscillators can be distinguished by differential temperature sensitivity. *Proc. Natl Acad. Sci. USA* **100**, 6878–6883. (doi:10.1073/pnas.1131995100)
- Michaels, S. D., He, Y. H., Scortecci, K. C. & Amasino, R. M. 2003 Attenuation of *FLOWERING LOCUS C* activity as a mechanism for the evolution of summer-annual flowering behavior in *Arabidopsis*. *Proc. Natl Acad. Sci. USA* **100**, 10 102–10 107. (doi:10.1073/pnas.1531467100)
- Michaels, S. D., Bezerra, I. C. & Amasino, R. M. 2004 *FRIGIDA*-related genes are required for the winter-annual habit in *Arabidopsis*. *Proc. Natl Acad. Sci. USA* **101**, 3281–3285. (doi:10.1073/pnas.0306778101)
- Miller-Rushing, A. J. & Primack, R. B. 2008 Global warming and flowering times in Thoreau's concord: a community perspective. *Ecology* **89**, 332–341. (doi:10.1890/07-0068.1)
- Miller-Rushing, A. J., Primack, R. B., Primack, D. & Mukunda, S. 2006 Photographs and herbarium specimens as tools to document phenological changes in response to global warming. *Am. J. Bot.* **93**, 1667–1674. (doi:10.3732/ajb.93.11.1667)

- Mizoguchi, T. *et al.* 2005 Distinct roles of *GIGANTEA* in promoting flowering and regulating circadian rhythms in *Arabidopsis*. *Plant Cell* **17**, 2255–2270. (doi:10.1105/tpc.105.033464)
- Moller, A. P., Rubolini, D. & Lehikoinen, E. 2008 Populations of migratory bird species that did not show a phenological response to climate change are declining. *Proc. Natl Acad. Sci. USA* **105**, 16 195–16 200. (doi:10.1073/pnas.0803825105)
- Montesinos, A., Tonsor, S. J., Alonso-Blanco, C. & Xavier Pico, F. 2009 Demographic and genetic patterns of variation among populations of *Arabidopsis thaliana* from contrasting native environments. *PLoS ONE* **4**, no. e7213. (doi:10.1371/journal.pone.0007213)
- Moon, J., Lee, H., Kim, M. & Lee, I. 2005 Analysis of flowering pathway integrators in *Arabidopsis*. *Plant Cell Physiol.* **46**, 292–299. (doi:10.1093/pcp/pci024)
- Morin, X., Augspurger, C. & Chuine, I. 2007 Process-based modeling of species' distributions: what limits temperate tree species' range boundaries? *Ecology* **88**, 2280–2291. (doi:10.1890/06-1591.1)
- Nemoto, Y., Kisaka, M., Fuse, T., Yano, M. & Ogihara, Y. 2003 Characterization and functional analysis of three wheat genes with homology to the *CONSTANS* flowering time gene in transgenic rice. *Plant J.* **36**, 82–93. (doi:10.1046/j.1365-313X.2003.01859.x)
- NOAA GFDL (US Department of Commerce/NOAA/Geophysical Fluid Dynamics Laboratory) 2004 *IPCC Fourth Assessment and US CCSP Projects*. Princeton, NJ, USA. See <http://data1.gfdl.noaa.gov/CM2.X/references/> (Accessed).
- Parmesan, C. 2006 Ecological and evolutionary responses to recent climate change. *Annu. Rev. Ecol. Evol. Syst.* **37**, 637–669. (doi:10.1146/annurev.ecolsys.37.091305.110100)
- Parmesan, C. & Yohe, G. 2003 A globally coherent fingerprint of climate change impacts across natural systems. *Nature* **421**, 37–42. (doi:10.1038/nature01286)
- Petipas, R. H., Wilczek, A. M., Schmitt, J. & Savolainen, O. In preparation. Demography of *Arabidopsis thaliana* at its northern range limit in Finland.
- Post, E. & Forchhammer, M. C. 2008 Climate change reduces reproductive success of an Arctic herbivore through trophic mismatch. *Phil. Trans. R. Soc. B* **363**, 2369–2375. (doi:10.1098/rstb.2007.2207)
- Post, E. *et al.* 2009 Ecological dynamics across the Arctic associated with recent climate change. *Science* **325**, 1355–1358. (doi:10.1126/science.1173113)
- Powell, J. A. & Logan, J. A. 2005 Insect seasonality: circle map analysis of temperature-driven life cycles. *Theor. Popul. Biol.* **67**, 161–179. (doi:10.1016/j.tpb.2004.10.001)
- Primack, D., Imbres, C., Primack, R. B., Miller-Rushing, A. J. & Del Tredici, P. 2004 Herbarium specimens demonstrate earlier flowering times in response to warming in Boston. *Am. J. Bot.* **91**, 1260–1264. (doi:10.3732/ajb.91.8.1260)
- Primack, R. B., Ibanez, I., Higuchi, H., Lee, S. D., Miller-Rushing, A. J., Wilson, A. M. & Silander, J. A. 2009 Spatial and interspecific variability in phenological responses to warming temperatures. *Biol. Conserv.* **142**, 2569–2577. (doi:10.1016/j.biocon.2009.06.003)
- Ray, P. M. & Alexander, W. E. 1966 Photoperiodic adaptation to latitude in *Xanthium strumarium*. *Am. J. Bot.* **53**, 806–816. (doi:10.2307/2440183)
- Reeves, P. A., He, Y. H., Schmitz, R. J., Amasino, R. M., Panella, L. W. & Richards, C. M. 2007 Evolutionary conservation of the *FLOWERING LOCUS C*-mediated vernalization response: evidence from the sugar beet (*Beta vulgaris*). *Genetics* **176**, 295–307. (doi:10.1534/genetics.106.069336)
- Roetzer, T., Wittenzeller, M., Haeckel, H. & Nekovar, J. 2000 Phenology in central Europe—differences and trends of spring phenophases in urban and rural areas. *Int. J. Biometeorol.* **44**, 60–66. (doi:10.1007/s004840000062)
- Rosenzweig, C. *et al.* 2008 Attributing physical and biological impacts to anthropogenic climate change. *Nature* **453**, 353–357. (doi:10.1038/nature06937)
- Salazar, J. D., Saithong, T., Brown, P. E., Foreman, J., Locke, J. C. W., Halliday, K. J., Carre, I. A., Rand, D. A. & Millar, A. J. 2009 Prediction of photoperiodic regulators from quantitative gene circuit models. *Cell* **139**, 1170–1179. (doi:10.1016/j.cell.2009.11.029)
- Samis, K. E., Heath, K. D. & Stinchcombe, J. R. 2008 Discordant longitudinal clines in flowering time and phytochrome c in *Arabidopsis thaliana*. *Evolution* **62**, 2971–2983. (doi:10.1111/j.1558-5646.2008.00484.x)
- Savolainen, O., Pyhajarvi, T. & Knurr, T. 2007 Gene flow and local adaptation in trees. *Annu. Rev. Ecol. Evol. Syst.* **38**, 595–619. (doi:10.1146/annurev.ecolsys.38.091206.095646)
- Scarcelli, N. & Kover, P. X. 2009 Standing genetic variation in *FRIGIDA* mediates experimental evolution of flowering time in *Arabidopsis*. *Mol. Ecol.* **18**, 2039–2049. (doi:10.1111/j.1365-294X.2009.04145.x)
- Scarcelli, N., Cheverud, J. M., Schaal, B. A. & Kover, P. X. 2007 Antagonistic pleiotropic effects reduce the potential adaptive value of the *FRIGIDA* locus. *Proc. Natl Acad. Sci. USA* **104**, 16 986–16 991. (doi:10.1073/pnas.0708209104)
- Schaber, J. & Badeck, F. W. 2002 Evaluation of methods for the combination of phenological time series and outlier detection. *Tree Physiol.* **22**, 973–982.
- Schlappi, M. R. 2006 *FRIGIDA LIKE 2* is a functional allele in *Landsberg erecta* and compensates for a nonsense allele of *FRIGIDA LIKE 1*. *Plant Physiol.* **142**, 1728–1738. (doi:10.1104/pp.106.085571)
- Schmid, K., Torjek, O., Meyer, R., Schmutz, H., Hoffmann, M. H. & Altmann, T. 2006 Evidence for a large-scale population structure of *Arabidopsis thaliana* from genome-wide single nucleotide polymorphism markers. *Theor. Appl. Genet.* **112**, 1104–1114. (doi:10.1007/s00122-006-0212-7)
- Schmitz, R. J., Sung, S. & Amasino, R. M. 2008 Histone arginine methylation is required for vernalization-induced epigenetic silencing of *FLC* in winter-annual *Arabidopsis thaliana*. *Proc. Natl Acad. Sci. USA* **105**, 411–416. (doi:10.1073/pnas.0710423104)
- Schmutz, H., Bachmann, K., Weber, W. E., Horres, R. & Hoffmann, M. H. 2006 Effects of preconditioning and temperature during germination of 73 natural accessions of *Arabidopsis thaliana*. *Ann. Bot.* **97**, 623–634. (doi:10.1093/aob/mcl012)
- Searle, I., He, Y. H., Turck, F., Vincent, C., Fornara, F., Krober, S., Amasino, R. A. & Coupland, G. 2006 The transcription factor *FLC* confers a flowering response to vernalization by repressing meristem competence and systemic signaling in *Arabidopsis*. *Genes Dev.* **20**, 898–912. (doi:10.1101/gad.373506)
- Sellers, W. D. 1965 *Physical climatology*. Chicago, IL: University of Chicago Press.
- Serrano, G., Herrera-Palau, R., Romero, J. M., Serrano, A., Coupland, G. & Valverde, F. 2009 *Chlamydomonas CONSTANS* and the evolution of plant photoperiodic signaling. *Curr. Biol.* **19**, 359–368. (doi:10.1016/j.cub.2009.01.044)
- Sheldon, C. C., Hills, M. J., Lister, C., Dean, C., Dennis, E. S. & Peacock, W. J. 2008 Resetting of *FLOWERING LOCUS C* expression after epigenetic repression by vernalization. *Proc. Natl Acad. Sci. USA* **105**, 2214–2219. (doi:10.1073/pnas.0711453105)

- Shindo, C., Aranzana, M. J., Lister, C., Baxter, C., Nicholls, C., Nordborg, M. & Dean, C. 2005 Role of *FRIGIDA* and *FLOWERING LOCUS C* in determining variation in flowering time of *Arabidopsis*. *Plant Physiol.* **138**, 1163–1173. (doi:10.1104/pp.105.061309)
- Shindo, C., Lister, C., Crevillen, P., Nordborg, M. & Dean, C. 2006 Variation in the epigenetic silencing of FLC contributes to natural variation in *Arabidopsis* vernalization response. *Genes Dev.* **20**, 3079–3083. (doi:10.1101/gad.405306)
- Singer, M. C. & Parmesan, C. 2010 Phenological asynchrony between herbivorous insects and their hosts: signal of climate change or pre-existing adaptive strategy? *Phil. Trans. R. Soc. B* **365**, 3161–3176. (doi:10.1098/rstb.2010.0144)
- Springer, C. J., Orozco, R. A., Kelly, J. K. & Ward, J. K. 2008 Elevated CO₂ influences the expression of floral-initiation genes in *Arabidopsis thaliana*. *New Phytol.* **178**, 63–67. (doi:10.1111/j.1469-8137.2008.02387.x)
- Stenoien, H. K., Fenster, C. B., Kuittinen, H. & Savolainen, O. 2002 Quantifying latitudinal clines to light responses in natural populations of *Arabidopsis thaliana* (Brassicaceae). *Am. J. Bot.* **89**, 1604–1608. (doi:10.3732/ajb.89.10.1604)
- Stinchcombe, J. R., Caicedo, A. L., Hopkins, R., Mays, C., Boyd, E. W., Purugganan, M. D. & Schmitt, J. 2005 Vernalization sensitivity in *Arabidopsis thaliana* (Brassicaceae): the effects of latitude and FLC variation. *Am. J. Bot.* **92**, 1701–1707. (doi:10.3732/ajb.92.10.1701)
- Sung, S. B. & Amasino, R. M. 2004 Vernalization in *Arabidopsis thaliana* is mediated by the PHD finger protein VIN3. *Nature* **427**, 159–164. (doi:10.1038/nature02195)
- Tamaki, S., Matsuo, S., Wong, H. L., Yokoi, S. & Shimamoto, K. 2007 Hd3a protein is a mobile flowering signal in rice. *Science* **316**, 1033–1036. (doi:10.1126/science.1141753)
- Thompson, L. 1994 The spatiotemporal effects of nitrogen and litter on the population-dynamics of *Arabidopsis thaliana*. *J. Ecol.* **82**, 63–68.
- Trevaskis, B., Hemming, M. N., Dennis, E. S. & Peacock, W. J. 2007 The molecular basis of vernalization-induced flowering in cereals. *Trends Plant Sci.* **12**, 352–357. (doi:10.1016/j.tplants.2007.06.010)
- Turck, F., Fornara, F. & Coupland, G. 2008 Regulation and identity of florigen: FLOWERING LOCUS T moves center stage. *Annu. Rev. Plant Biol.* **59**, 573–594. (doi:10.1146/annurev.arplant.59.032607.092755)
- Turner, A., Beales, J., Faure, S., Dunford, R. P. & Laurie, D. A. 2005 The pseudo-response regulator Ppd-H1 provides adaptation to photoperiod in barley. *Science* **310**, 1031–1034. (doi:10.1126/science.1117619)
- UK National Weather Service 2009 See <http://www.metoffice.gov.uk/climate/uk/>. (Accessed 10 January 2009)
- van Buskirk, J., Mulvihill, R. S. & Leberman, R. C. 2009 Variable shifts in spring and autumn migration phenology in North American songbirds associated with climate change. *Global Change Biol.* **15**, 760–771. (doi:10.1111/j.1365-2486.2008.01751.x)
- van der Jeugd, H. P., Eichhorn, G., Litvin, K. E., Stahl, J., Larsson, K., van der Graaf, A. J. & Drent, R. H. 2009 Keeping up with early springs: rapid range expansion in an avian herbivore incurs a mismatch between reproductive timing and food supply. *Global Change Biol.* **15**, 1057–1071. (doi:10.1111/j.1365-2486.2008.01804.x)
- Walther, G. R., Post, E., Convey, P., Menzel, A., Parmesan, C., Beebee, T. J. C., Fromentin, J. M., Hoegh-Guldberg, O. & Bairlein, F. 2002 Ecological responses to recent climate change. *Nature* **416**, 389–395. (doi:10.1038/416389a)
- Wang, R. H., Farrona, S., Vincent, C., Joecker, A., Schoof, H., Turck, F., Alonso-Blanco, C., Coupland, G. & Albani, M. C. 2009 PEP1 regulates perennial flowering in *Arabidopsis thaliana*. *Nature* **459**, 423–427. (doi:10.1038/nature07988)
- Weinig, C., Ungerer, M. C., Dorn, L. A., Kane, N. C., Toyonaga, Y., Halldorsdottir, S. S., Mackay, T. F. C., Purugganan, M. D. & Schmitt, J. 2002 Novel loci control variation in reproductive timing in *Arabidopsis thaliana* in natural environments. *Genetics* **162**, 1875–1884.
- Welch, S. M., Roe, J. L. & Dong, Z. S. 2003 A genetic neural network model of flowering time control in *Arabidopsis thaliana*. *Agron. J.* **95**, 71–81.
- Welch, S. M., Dong, Z. S., Roe, J. L. & Das, S. 2005 Flowering time control: gene network modelling and the link to quantitative genetics. *Aust. J. Agric. Res.* **56**, 919–936. (doi:10.1071/AR05155)
- Wilczek, A. M. et al. 2009 Effects of genetic perturbation on seasonal life-history plasticity. *Science* **323**, 930–934. (doi:10.1126/science.1165826)
- Wilkie, J. D., Sedgley, M. & Olesen, T. 2008 Regulation of floral initiation in horticultural trees. *J. Exp. Bot.* **59**, 3215–3228. (doi:10.1093/jxb/ern188)
- Williams, J. W. & Jackson, S. T. 2007 Novel climates, no-analog communities, and ecological surprises. *Front. Ecol. Environ.* **5**, 475–482. (doi:10.1890/070037)
- Williams, J. W., Jackson, S. T. & Kutzbach, J. E. 2007 Projected distributions of novel and disappearing climates by 2100 AD. *Proc. Natl Acad. Sci. USA* **104**, 5738–5742. (doi:10.1073/pnas.0606292104)
- Willis, C. G., Ruhfel, B., Primack, R. B., Miller-Rushing, A. J. & Davis, C. C. 2008 Phylogenetic patterns of species loss in Thoreau's woods are driven by climate change. *Proc. Natl Acad. Sci. USA* **105**, 17 029–17 033. (doi:10.1073/pnas.0806446105)
- Worland, A. J., Borner, A., Korzun, V., Li, W. M., Petrovic, S. & Sayers, E. J. 1998 The influence of photoperiod genes on the adaptability of European winter wheats (Reprinted from *Wheat: Prospects for global improvement*, 1998). *Euphytica* **100**, 385–394. (doi:10.1023/A:1018327700985)
- Yamaguchi, A., Kobayashi, Y., Goto, K., Abe, M. & Araki, T. 2005 TWIN SISTER OF FT (*TSF*) acts as a floral pathway integrator redundantly with *FT*. *Plant Cell Physiol.* **46**, 1175–1189. (doi:10.1093/pcp/pci151)
- Zeilinger, M. N., Farre, E. M., Taylor, S. R., Kay, S. A. & Doyle, F. J. 2006 A novel computational model of the circadian clock in *Arabidopsis* that incorporates PRR7 and PRR9. *Mol. Syst. Biol.* **2**, 13.
- Zhang, X. Y., Friedl, M. A. & Schaaf, C. B. 2006 Global vegetation phenology from moderate resolution imaging spectroradiometer (MODIS): evaluation of global patterns and comparison with *in situ* measurements. *J. Geophys. Res. Biogeosci.* **111**, G04017.
- Zhang, Q. Z. et al. 2008 Association of the circadian rhythmic expression of GmCRY1a with a latitudinal cline in photoperiodic flowering of soybean. *Proc. Natl Acad. Sci. USA* **105**, 21 028–21 033. (doi:10.1073/pnas.0810585105)
- Zhang, J. Z., Li, Z. M., Mei, L., Yao, J. L. & Hu, C. G. 2009 *PtFLC* homolog from trifoliolate orange (*Poncirus trifoliata*) is regulated by alternative splicing and experiences seasonal fluctuation in expression level. *Planta* **229**, 847–859. (doi:10.1007/s00425-008-0885-z)
- Zobell, O., Coupland, G. & Reiss, B. 2005 The family of CONSTANS-like genes in *Physcomitrella patens*. *Plant Biol.* **7**, 266–275. (doi:10.1055/s-2005-865621)