

Growth of Long Range Forward-Backward Multiplicity Correlations with Centrality in Au+Au Collisions at $\sqrt{s_{NN}}=200$ GeV

Abelev, B. I.; ...; Planinić, Mirko; ...; Poljak, Nikola; ...; Zuo, J. X.

Source / Izvornik: **Physical Review Letters, 2009, 103**

Journal article, Published version

Rad u časopisu, Objavljena verzija rada (izdavačev PDF)

<https://doi.org/10.1103/PhysRevLett.103.172301>

Permanent link / Trajna poveznica: <https://um.nsk.hr/um:nbn:hr:217:084532>

Rights / Prava: [In copyright](#)

Download date / Datum preuzimanja: **2022-08-22**



Repository / Repozitorij:

[Repository of Faculty of Science - University of Zagreb](#)



Growth of Long Range Forward-Backward Multiplicity Correlations with Centrality in Au + Au Collisions at $\sqrt{s_{NN}} = 200$ GeV

B. I. Abelev,⁸ M. M. Aggarwal,³⁰ Z. Ahammed,⁴⁷ B. D. Anderson,¹⁸ D. Arkhipkin,¹² G. S. Averichev,¹¹ J. Balewski,²² O. Barannikova,⁸ L. S. Barnby,² J. Baudot,¹⁶ S. Baumgart,⁵² D. R. Beavis,³ R. Bellwied,⁵⁰ F. Benedosso,²⁷ M. J. Betancourt,²² R. R. Betts,⁸ A. Bhasin,¹⁷ A. K. Bhati,³⁰ H. Bichsel,⁴⁹ J. Bielcik,¹⁰ J. Bielcikova,¹⁰ B. Biritz,⁶ L. C. Bland,³ M. Bombara,² B. E. Bonner,³⁶ M. Botje,²⁷ J. Bouchet,¹⁸ E. Braidot,²⁷ A. V. Brandin,²⁵ E. Bruna,⁵² S. Bueltmann,²⁹ T. P. Burton,² M. Bystersky,¹⁰ X. Z. Cai,⁴⁰ H. Caines,⁵² M. Calderón de la Barca Sánchez,⁵ O. Catu,⁵² D. Cebra,⁵ R. Cendejas,⁶ M. C. Cervantes,⁴² Z. Chajecski,²⁸ P. Chaloupka,¹⁰ S. Chattopadhyay,⁴⁷ H. F. Chen,³⁸ J. H. Chen,¹⁸ J. Y. Chen,⁵¹ J. Cheng,⁴⁴ M. Cherney,⁹ A. Chikanian,⁵² K. E. Choi,³⁴ W. Christie,³ R. F. Clarke,⁴² M. J. M. Coddington,⁴² R. Corliss,²² T. M. Cormier,⁵⁰ M. R. Cosentino,³⁷ J. G. Cramer,⁴⁹ H. J. Crawford,⁴ D. Das,⁵ S. Dash,¹³ M. Daugherty,⁴³ L. C. De Silva,⁵⁰ T. G. Dedovich,¹¹ M. DePhillips,³ A. A. Derevschikov,³² R. Derradi de Souza,⁷ L. Didenko,³ P. Djawotho,⁴² S. M. Dogra,¹⁷ X. Dong,²¹ J. L. Drachenberg,⁴² J. E. Draper,⁵ F. Du,⁵² J. C. Dunlop,³ M. R. Dutta Mazumdar,⁴⁷ W. R. Edwards,²¹ L. G. Efimov,¹¹ E. Elhallaoui,² M. Elnimr,⁵⁰ V. Emelianov,²⁵ J. Engelage,⁴ G. Eppley,³⁶ B. Erazmus,⁴¹ M. Estienne,⁴¹ L. Eun,³¹ P. Fachini,³ R. Fatemi,¹⁹ J. Fedorisin,¹¹ A. Feng,⁵¹ P. Filip,¹² E. Finch,⁵² V. Fine,³ Y. Fisyak,³ C. A. Gagliardi,⁴² L. Gaillard,² D. R. Gangadharan,⁶ M. S. Ganti,⁴⁷ E. J. Garcia-Solis,⁸ A. Geromitsos,⁴¹ F. Geurts,³⁶ V. Ghazikhanian,⁶ P. Ghosh,⁴⁷ Y. N. Gorbunov,⁹ A. Gordon,³ O. Grebenyuk,²¹ D. Grosnick,⁴⁶ B. Grube,³⁴ S. M. Guertin,⁶ K. S. F. F. Guimaraes,³⁷ A. Gupta,¹⁷ N. Gupta,¹⁷ W. Guryn,³ B. Haag,⁵ T. J. Hallman,³ A. Hamed,⁴² J. W. Harris,⁵² W. He,¹⁵ M. Heinz,⁵² S. Heppelmann,³¹ B. Hippolyte,¹⁶ A. Hirsch,³³ E. Hjort,²¹ A. M. Hoffman,²² G. W. Hoffmann,⁴³ D. J. Hofman,⁸ R. S. Hollis,⁸ H. Z. Huang,⁶ T. J. Humanic,²⁸ L. Huo,⁴² G. Igo,⁶ A. Iordanova,⁸ P. Jacobs,²¹ W. W. Jacobs,¹⁵ P. Jakl,¹⁰ C. Jena,¹³ F. Jin,⁴⁰ C. L. Jones,²² P. G. Jones,² J. Joseph,¹⁸ E. G. Judd,⁴ S. Kabana,⁴¹ K. Kajimoto,⁴³ K. Kang,⁴⁴ J. Kapitan,¹⁰ D. Keane,¹⁸ A. Kechechyan,¹¹ D. Kettler,⁴⁹ V. Yu. Khodyrev,³² D. P. Kikola,²¹ J. Kiryluk,²¹ A. Kisiel,²⁸ A. G. Knospe,⁵² A. Kocoloski,²² D. D. Koetke,⁴⁶ M. Kopytine,¹⁸ W. Korsch,¹⁹ L. Kotchenda,²⁵ V. Kouchpil,¹⁰ P. Kravtsov,²⁵ V. I. Kravtsov,³² K. Krueger,¹ M. Krus,¹⁰ C. Kuhn,¹⁶ L. Kumar,³⁰ P. Kurnadi,⁶ M. A. C. Lamont,³ J. M. Landgraf,³ S. LaPointe,⁵⁰ J. Lauret,³ A. Lebedev,³ R. Lednicky,¹² C-H. Lee,³⁴ J. H. Lee,³ W. Leight,²² M. J. LeVine,³ N. Li,⁵¹ C. Li,³⁸ Y. Li,⁴⁴ G. Lin,⁵² S. J. Lindenbaum,²⁶ M. A. Lisa,²⁸ F. Liu,⁵¹ J. Liu,³⁶ L. Liu,⁵¹ T. Ljubicic,³ W. J. Llope,³⁶ R. S. Longacre,³ W. A. Love,³ Y. Lu,³⁸ T. Ludlam,³ G. L. Ma,⁴⁰ Y. G. Ma,⁴⁰ D. P. Mahapatra,¹³ R. Majka,⁵² O. I. Mall,⁵ L. K. Mangotra,¹⁷ R. Manweiler,⁴⁶ S. Margetis,¹⁸ C. Markert,⁴³ H. S. Matis,²¹ Yu. A. Matulenko,³² T. S. McShane,⁹ A. Meschanin,³² R. Milner,²² N. G. Minaev,³² S. Mioduszewski,⁴² A. Mischke,²⁷ J. Mitchell,³⁶ B. Mohanty,⁴⁷ D. A. Morozov,³² M. G. Munhoz,³⁷ B. K. Nandi,¹⁴ C. Nattrass,⁵² T. K. Nayak,⁴⁷ J. M. Nelson,² P. K. Netrakanti,³³ M. J. Ng,⁴ L. V. Nogach,³² S. B. Nurushev,³² G. Odyniec,²¹ A. Ogawa,³ H. Okada,³ V. Okorokov,²⁵ D. Olson,²¹ M. Pachr,¹⁰ B. S. Page,¹⁵ S. K. Pal,⁴⁷ Y. Pandit,¹⁸ Y. Panebratsev,¹¹ T. Pawlak,⁴⁸ T. Peitzmann,²⁷ V. Perevoztchikov,³ C. Perkins,⁴ W. Peryt,⁴⁸ S. C. Phatak,¹³ M. Planinic,⁵³ J. Pluta,⁴⁸ N. Poljak,⁵³ A. M. Poskanzer,²¹ B. V. K. S. Potukuchi,¹⁷ D. Prindle,⁴⁹ C. Pruneau,⁵⁰ N. K. Pruthi,³⁰ P. R. Pujahari,¹⁴ J. Putschke,⁵² R. Raniwala,³⁵ S. Raniwala,³⁵ R. Redwine,²² R. Reed,⁵ A. Ridiger,²⁵ H. G. Ritter,²¹ J. B. Roberts,³⁶ O. V. Rogachevskiy,¹¹ J. L. Romero,⁵ A. Rose,²¹ C. Roy,⁴¹ L. Ruan,³ M. J. Russcher,²⁷ R. Sahoo,⁴¹ I. Sakrejda,²¹ T. Sakuma,²² S. Salur,²¹ J. Sandweiss,⁵² M. Sarsour,⁴² J. Schambach,⁴³ R. P. Scharenberg,³³ N. Schmitz,²³ J. Seger,⁹ I. Selyuzhenkov,¹⁵ P. Seyboth,²³ A. Shabetai,¹⁶ E. Shahaliev,¹¹ M. Shao,³⁸ M. Sharma,⁵⁰ S. S. Shi,⁵¹ X-H. Shi,⁴⁰ E. P. Sichtermann,²¹ F. Simon,²³ R. N. Singaraju,⁴⁷ M. J. Skoby,³³ N. Smirnov,⁵² R. Snellings,²⁷ P. Sorensen,³ J. Sowinski,¹⁵ H. M. Spinka,¹ B. Srivastava,³³ A. Stadnik,¹¹ T. D. S. Stanislaus,⁴⁶ D. Staszak,⁶ M. Strikhanov,²⁵ B. Stringfellow,³³ A. A. P. Suaide,³⁷ M. C. Suarez,⁸ N. L. Subba,¹⁸ M. Sumbera,¹⁰ X. M. Sun,²¹ Y. Sun,³⁸ Z. Sun,²⁰ B. Sorrow,²² T. J. M. Symons,²¹ A. Szanto de Toledo,³⁷ J. Takahashi,⁷ A. H. Tang,³ Z. Tang,³⁸ T. Tarnowsky,²⁴ D. Thein,⁴³ J. H. Thomas,²¹ J. Tian,⁴⁰ A. R. Timmins,⁵⁰ S. Timoshenko,²⁵ D. Tlusty,¹⁰ M. Tokarev,¹¹ V. N. Tram,²¹ A. L. Trattner,⁴ S. Trentalange,⁶ R. E. Tribble,⁴² O. D. Tsai,⁶ J. Ulery,³³ T. Ullrich,³ D. G. Underwood,¹ G. Van Buren,³ M. van Leeuwen,²⁷ A. M. Vander Molen,²⁴ J. A. Vanfossen, Jr.,¹⁸ R. Varma,¹⁴ G. M. S. Vasconcelos,⁷ I. M. Vasilevski,¹² A. N. Vasiliev,³² F. Videbaek,³ S. E. Vigdor,¹⁵ Y. P. Viyogi,¹³ S. Vokal,¹¹ S. A. Voloshin,⁵⁰ M. Wada,⁴³ M. Walker,²² F. Wang,³³ G. Wang,⁶ J. S. Wang,²⁰ Q. Wang,³³ X. Wang,⁴⁴ X. L. Wang,³⁸ Y. Wang,⁴⁴ G. Webb,¹⁹ J. C. Webb,⁴⁶ G. D. Westfall,²⁴ C. Whitten, Jr.,⁶ H. Wieman,²¹ S. W. Wissink,¹⁵ R. Witt,⁴⁵ Y. Wu,⁵¹ W. Xie,³³ N. Xu,²¹ Q. H. Xu,³⁹ Y. Xu,³⁸ Z. Xu,³ Y. Yang,²⁰ P. Yepes,³⁶ I-K. Yoo,³⁴ Q. Yue,⁴⁴ M. Zawisza,⁴⁸ H. Zbroszczyk,⁴⁸ W. Zhan,²⁰ S. Zhang,⁴⁰ W. M. Zhang,¹⁸ X. P. Zhang,²¹ Y. Zhang,²¹ Z. P. Zhang,³⁸ Y. Zhao,³⁸ C. Zhong,⁴⁰ J. Zhou,³⁶ R. Zoukarneev,¹² Y. Zoukarneeva,¹² and J. X. Zuo⁴⁰

(STAR Collaboration)

- ¹Argonne National Laboratory, Argonne, Illinois 60439, USA
²University of Birmingham, Birmingham, United Kingdom
³Brookhaven National Laboratory, Upton, New York 11973, USA
⁴University of California, Berkeley, California 94720, USA
⁵University of California, Davis, California 95616, USA
⁶University of California, Los Angeles, California 90095, USA
⁷Universidade Estadual de Campinas, Sao Paulo, Brazil
⁸University of Illinois at Chicago, Chicago, Illinois 60607, USA
⁹Creighton University, Omaha, Nebraska 68178, USA
¹⁰Nuclear Physics Institute AS CR, 250 68 Řež/Prague, Czech Republic
¹¹Laboratory for High Energy (JINR), Dubna, Russia
¹²Particle Physics Laboratory (JINR), Dubna, Russia
¹³Institute of Physics, Bhubaneswar 751005, India
¹⁴Indian Institute of Technology, Mumbai, India
¹⁵Indiana University, Bloomington, Indiana 47408, USA
¹⁶Institut de Recherches Subatomiques, Strasbourg, France
¹⁷University of Jammu, Jammu 180001, India
¹⁸Kent State University, Kent, Ohio 44242, USA
¹⁹University of Kentucky, Lexington, Kentucky, 40506-0055, USA
²⁰Institute of Modern Physics, Lanzhou, China
²¹Lawrence Berkeley National Laboratory, Berkeley, California 94720, USA
²²Massachusetts Institute of Technology, Cambridge, Massachusetts A 02139-4307, USA
²³Max-Planck-Institut für Physik, Munich, Germany
²⁴Michigan State University, East Lansing, Michigan 48824, USA
²⁵Moscow Engineering Physics Institute, Moscow Russia
²⁶City College of New York, New York City, New York 10031, USA
²⁷NIKHEF and Utrecht University, Amsterdam, The Netherlands
²⁸Ohio State University, Columbus, Ohio 43210, USA
²⁹Old Dominion University, Norfolk, Virginia, 23529, USA
³⁰Panjab University, Chandigarh 160014, India
³¹Pennsylvania State University, University Park, Pennsylvania 16802, USA
³²Institute of High Energy Physics, Protvino, Russia
³³Purdue University, West Lafayette, Indiana 47907, USA
³⁴Pusan National University, Pusan, Republic of Korea
³⁵University of Rajasthan, Jaipur 302004, India
³⁶Rice University, Houston, Texas 77251, USA
³⁷Universidade de Sao Paulo, Sao Paulo, Brazil
³⁸University of Science & Technology of China, Hefei 230026, China
³⁹Shandong University, Jinan, Shandong 250100, China
⁴⁰Shanghai Institute of Applied Physics, Shanghai 201800, China
⁴¹SUBATECH, Nantes, France
⁴²Texas A&M University, College Station, Texas 77843, USA
⁴³University of Texas, Austin, Texas 78712, USA
⁴⁴Tsinghua University, Beijing 100084, China
⁴⁵United States Naval Academy, Annapolis, Maryland 21402, USA
⁴⁶Valparaiso University, Valparaiso, Indiana 46383, USA
⁴⁷Variable Energy Cyclotron Centre, Kolkata 700064, India
⁴⁸Warsaw University of Technology, Warsaw, Poland
⁴⁹University of Washington, Seattle, Washington 98195, USA
⁵⁰Wayne State University, Detroit, Michigan 48201, USA
⁵¹Institute of Particle Physics, CCNU (HZNU), Wuhan 430079, China
⁵²Yale University, New Haven, Connecticut 06520, USA
⁵³University of Zagreb, Zagreb, HR-10002, Croatia
- (Received 2 May 2009; published 21 October 2009)

Forward-backward multiplicity correlation strengths have been measured with the STAR detector for Au + Au and $p + p$ collisions at $\sqrt{s_{NN}} = 200$ GeV. Strong short- and long-range correlations (LRC) are seen in central Au + Au collisions. The magnitude of these correlations decrease with decreasing

centrality until only short-range correlations are observed in peripheral Au + Au collisions. Both the dual parton model (DPM) and the color glass condensate (CGC) predict the existence of the long-range correlations. In the DPM, the fluctuation in the number of elementary (parton) inelastic collisions produces the LRC. In the CGC, longitudinal color flux tubes generate the LRC. The data are in qualitative agreement with the predictions of the DPM and indicate the presence of multiple parton interactions.

DOI: 10.1103/PhysRevLett.103.172301

PACS numbers: 25.75.Gz

The study of correlations among particles produced in different rapidity regions may provide an understanding of the elementary (partonic) interactions which lead to hadronization. Many experiments show strong short-range correlations (SRC) over a region of $\sim \pm 1$ units in rapidity [1,2]. In high-energy nucleon-nucleon collisions ($\sqrt{s} \gg 100$ GeV), the nonsingly diffractive inelastic cross section increases significantly with energy, and the magnitude of the long-range forward-backward multiplicity correlations (LRC) increases with the energy [2]. These effects can be understood in terms of multiparton interactions [3].

In high-energy nucleus-nucleus collisions, it has been predicted that multiple parton interactions would produce larger long-range forward-backward multiplicity correlations that extend beyond ± 1 units in rapidity, compared to hadron-hadron scattering at the same energy [4–6]. The model based on multipomeron exchanges (dual parton model) predicts the existence of long-range correlations [4,5]. In the color glass condensate (CGC) picture of particle production, the correlations of the particles created at early stages of the collisions can spread over large rapidity intervals, unlike the particles produced at later stages. Thus, the measurement of the long-range rapidity correlations of the produced particle multiplicities could give us some insight into the space-time dynamics of the early stages of the collisions [6].

One method to study the LRC strength is to measure the magnitude of the forward-backward multiplicity correlation over a long range in pseudorapidity. Such correlations were studied in several experiments [1,2,7–11] and investigated theoretically [5,6,12–16]. In this Letter, we present the first results on the forward-backward (FB) multiplicity correlation strength and its range in pseudorapidity in heavy ion collisions at the Relativistic Heavy Ion Collider (RHIC) measured by the STAR experiment. Earlier analyses in STAR have focused on the relative correlations of charged particle pairs on the difference variables $\Delta\eta$ (pseudorapidity) and $\Delta\phi$ (azimuth). It was observed that the nearside peak is elongated in $\Delta\eta$ in central Au + Au as compared to peripheral collisions [9]. In the present work, the measure of correlation strength as defined in Eq. (1) and the coordinate system differs from that of these earlier STAR measurements. The FB correlation strength is measured in an absolute coordinate system, where $\eta = 0$ is always physically located at midrapidity (the collision vertex), instead of the relative η difference utilized in other 2-particle analyses. These differences

allow the determination of the absolute magnitude of the correlation strength.

The correlation strength is defined by the dependence of the average charged particle multiplicity in the backward hemisphere, $\langle N_b \rangle$, on the event multiplicity in the forward hemisphere, N_f , such that $\langle N_b \rangle = a + bN_f$, where a is a constant and b measures the correlation strength:

$$b = \frac{\langle N_f N_b \rangle - \langle N_f \rangle \langle N_b \rangle}{\langle N_f^2 \rangle - \langle N_f \rangle^2} = \frac{D_{bf}^2}{D_{ff}^2}. \quad (1)$$

In Eq. (1), D_{bf}^2 (covariance) and D_{ff}^2 (variance) are the backward-forward and forward-forward dispersions, respectively [4,5].

The data utilized for this analysis are from year 2001 (Run II) $\sqrt{s_{NN}} = 200$ GeV minimum bias Au + Au collisions ($\sim 2.5 \times 10^6$ events) at the RHIC, as measured by the STAR experiment [17]. The FB correlation has been studied as a function of the centrality of the collision. The centralities studied in this analysis account for 0–10, 10–20, 20–30, 30–40, 40–50, and 50–80% of the total hadronic cross section. All primary tracks with distance of closest approach to the primary event vertex < 3 cm in the time projection chamber (TPC) pseudorapidity range $|\eta| < 1.0$ and with transverse momentum $p_T > 0.15$ GeV/ c were considered. This region was subdivided into bins of width $\eta = 0.2$. The FB intervals were located symmetrically about midrapidity ($\eta = 0$) with the distance between bin centers (pseudorapidity gap $\Delta\eta$): 0.2, 0.4, 0.6, 0.8, 1.0, 1.2, 1.4, 1.6, and 1.8. To avoid a bias in the FB correlation measurements, care was taken to use different pseudorapidity selections for the centrality determination which is also based on multiplicity. Therefore, the centrality determination for the FB correlation strength for $\Delta\eta = 0.2, 0.4,$ and 0.6 is based on the multiplicity in $0.5 < |\eta| < 1.0$, while for $\Delta\eta = 1.2, 1.4, 1.6,$ and 1.8 , the centrality is obtained from $|\eta| < 0.5$. For $\Delta\eta = 0.8$ and 1.0 , the sum of multiplicities from $|\eta| < 0.3$ and $0.8 < |\eta| < 1.0$ is used for the centrality determination. The effect of centrality region selection on FB correlation strength was also studied by narrowing the region to $|\eta| < 0.3, 0.2,$ and 0.1 for all $\Delta\eta$ bins. This increases the FB correlation strength by ~ 10 – 15% at the most. Since the pseudorapidity particle density ($dN/d\eta$) plateau at $\sqrt{s_{NN}} = 200$ GeV in Au + Au collisions extends over the region of interest [18], this procedure yields consistent particle counts in the FB measurement intervals. An analysis of the data from (Run II)

$p + p$ collisions at $\sqrt{s} = 200$ GeV was also performed on minimum bias events ($\sim 3.5 \times 10^6$ events) using the same track cuts as for the Au + Au analysis. Corrections for detector geometric acceptance and tracking efficiency were carried out using a Monte Carlo event generator (HIJING) and propagating the simulated particles through a GEANT representation of the STAR detector geometry.

In order to eliminate (or at least reduce) the effect of impact parameter (centrality) fluctuations on the measurement of the FB correlation strength, each relevant quantity (N_f , N_b , N_f^2 , $N_f N_b$) was obtained on an event-by-event basis as a function of the event multiplicity, N_{ch} . The average uncorrected mean multiplicities $\langle N_f \rangle_{\text{uncorr}}$, $\langle N_b \rangle_{\text{uncorr}}$, $\langle N_f^2 \rangle_{\text{uncorr}}$, and $\langle N_f N_b \rangle_{\text{uncorr}}$ in each centrality bin were calculated from a fit to the N_{ch} dependences [19,20]. The functional forms that were used are linear in N_f , N_b and quadratic in N_f^2 and $N_f N_b$ for all $\Delta\eta$ bins. Tracking efficiency and acceptance corrections were then applied to $\langle N_f \rangle_{\text{uncorr}}$, $\langle N_b \rangle_{\text{uncorr}}$, $\langle N_f^2 \rangle_{\text{uncorr}}$, and $\langle N_f N_b \rangle_{\text{uncorr}}$ to each event. Then, the corrected values of $\langle N_f \rangle$, $\langle N_b \rangle$, $\langle N_f^2 \rangle$, and $\langle N_f N_b \rangle$ for each event were used to calculate the backward-forward and forward-forward dispersions, D_{bf}^2 and D_{ff}^2 , binned by centrality, and normalized by the total number of events in each bin. This method removes the dependence of the FB correlation strength on the width of the centrality bin. As a cross check, an alternative method of centrality determination was also carried out using the STAR Zero Degree Calorimeter (ZDC) for the 0–10% centrality range, and the results are shown in Fig. 1(a) along with the 0–10% most central events from the minimum bias dataset. Statistical errors are smaller than the data points. Systematic effects dominate the error determination. The systematic errors are determined by binning events according to the z vertex in steps of 10 cm varying from -30 to 30 cm and the maximum value of the fit range ($0-570$, $0-600$, and $0-630$) for $\langle N_f \rangle$, $\langle N_b \rangle$, $\langle N_f^2 \rangle$, and $\langle N_f N_b \rangle$ vs N_{ch} . An additional error could arise due to finite detection efficiency in the TPC. This is estimated to be $\sim 5\%$ for most central collisions. The overall systematic errors due to the fit range, which causes a correlated shift along the y axis, are shown in figures as boxes.

Figure 1 shows the FB correlation strength as a function of $\Delta\eta$ for $p + p$ and centrality selected Au + Au collisions along with the ZDC based centrality results. The results from ZDC are slightly lower as compared to the 0–10% most central events sampled from minimum bias datasets using N_{ch} . It is observed that the magnitude of the FB correlation strength decreases with the decrease in centrality. The FB correlation strength evolves from a nearly flat function for 0–10% to a sharply decreasing function with $\Delta\eta$ for the 40–50 and 50–80% centrality bins, which is expected if only short-range correlations (SRC) are present [4]. The FB correlation strength values for 40–50 and 50–80% centrality bins at large gap ($\Delta\eta >$

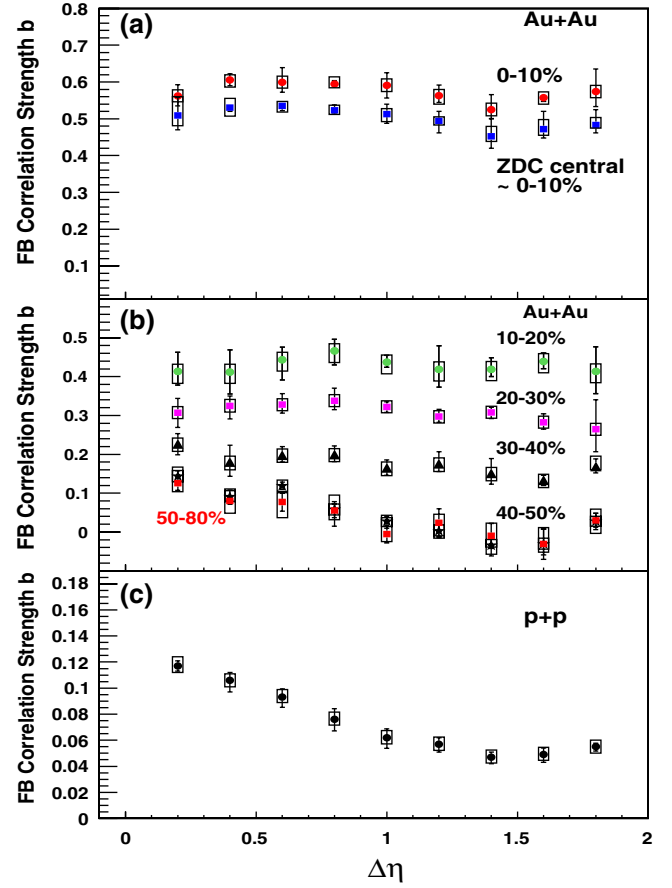


FIG. 1 (color online). (a) FB correlation strength for 0–10% (circle) and ZDC based centrality (square) (b) FB correlation strength for 10–20, 20–30, 30–40, 40–50 and 50–80% (square) Au + Au and (c) for $p + p$ collisions as a function of $\Delta\eta$ at $\sqrt{s_{NN}} = 200$ GeV. The error bars represent the systematic point-to-point error. The boxes show the correlated systematic errors.

1.0) have an average value near zero. The individual b values are near zero within their systematic errors. Figure 1 shows that the dependence of the FB correlation strength with $\Delta\eta$ is quite different in central Au + Au compared to $p + p$ collisions. It is also observed that the FB correlation strength decreases faster in the peripheral (40–50% centrality) Au + Au as compared to $p + p$ collisions. This indicates that the short-range correlation length is smaller in Au + Au collisions than in $p + p$.

Figure 2 shows the dependence of the dispersions D_{bf}^2 and D_{ff}^2 on $\Delta\eta$ for central Au + Au collisions [Fig. 2(a)] and $p + p$ collisions [Fig. 2(b)]. The nearly constant value of D_{ff}^2 with $\Delta\eta$ represents the dispersion within the same η window, which has approximately the same average multiplicity for all $\Delta\eta$ values. The behavior of D_{bf}^2 is similar to the FB correlation strength. Thus, the FB correlation variation with the size of $\Delta\eta$ is dominated by the D_{bf}^2 in Eq. (1).

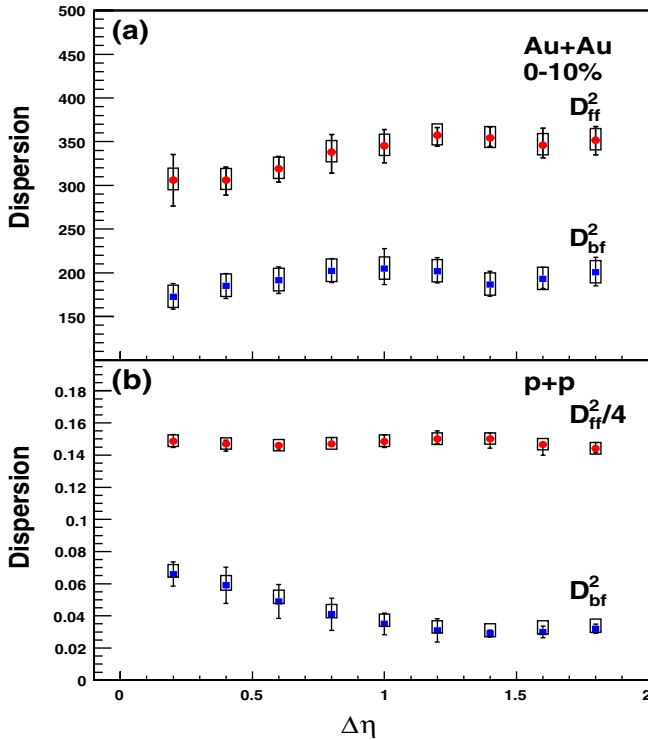


FIG. 2 (color online). (a) Backward-forward dispersion, D_{bf}^2 , and forward-forward dispersion, D_{ff}^2 , for 0–10% centrality as a function of $\Delta\eta$ for Au + Au collisions at $\sqrt{s_{NN}} = 200$ GeV. (b) D_{bf}^2 , and D_{ff}^2 for $p + p$ collisions at $\sqrt{s} = 200$ GeV. The error bars represent the systematic point-to-point error. The boxes show the correlated systematic errors.

Short-range correlations have been previously observed in high-energy hadron-hadron collisions [1]. The shape of the SRC function is symmetric about midrapidity and has a maximum at $\eta = 0$. It can be parameterized as $\propto \exp(-\Delta\eta/\lambda)$, where λ is the short-range correlation length and is found to be $\lambda \sim 1$. Thus, the SRC are significantly reduced by a separation of ~ 1.0 units of pseudorapidity [5,21]. The short-range correlation length is smaller in nucleus-nucleus collisions as compared to high-energy hadron-hadron collisions [8,16]. The remaining portion of the correlation strength can be attributed to the LRC. This can be seen in Fig. 1(b) where the magnitude of the FB correlation strength is zero for $\Delta\eta \sim 1$ for 40–50% centrality. In case of 0–10% Au + Au collisions, the magnitude of FB correlation strength is 0.6, indicating that 60% of the observed hadrons are correlated.

The FB correlation results are compared with the predictions of two models of $A + A$ collisions widely used at RHIC energies—HIJING [22] and the Parton String Model (PSM) [23]. The PSM is the Monte Carlo implementation of the Dual Parton Model (DPM) [5] or Quark-Gluon String Model (QGSM) concepts [24], considering both soft and semihard components on a partonic level. The HIJING model is based on perturbative QCD processes which

lead to multiple jet production and jet interactions in matter [22]. Nearly 1×10^6 minimum bias Au + Au collisions at $\sqrt{s_{NN}} = 200$ GeV were simulated for each model. The PSM events were obtained without string fusion options. We used HIJING version 1.383 with default options. We have also simulated 10×10^6 $p + p$ minimum bias events at the same cms energy to provide the reference for comparison with Au + Au collisions. The correlation analysis was carried out exactly in the same manner as for the data. Both PSM and HIJING predictions are lower than the data as shown in Fig. 3, but PSM exhibits a large LRC for $\Delta\eta > 1.0$ while HIJING predicts significantly smaller correlations than observed in the data. In case of $p + p$ collisions, the HIJING prediction agrees with the data. The PSM does not show the decrease of b with $\Delta\eta$ as seen in the data. These trends are illustrated in Fig. 3, where the variation of the FB correlation strength with $\Delta\eta$ is shown for Au + Au, HIJING, and PSM. The strong fall of b with $\Delta\eta$ in HIJING provides some constraints on the contribution of impact parameter fluctuations to the correlation strength (Fig. 3). Recently, the hadron-string dynamics (HSD) transport model [25] and CGC [26] have addressed the possible effect of impact parameter fluctuations on the correlations with different results.

A description of the FB correlations, which qualitatively agrees with the measured behavior of FB correlation strength, is provided by the dual parton model (DPM) [4]. As mentioned earlier, the FB correlation strength is controlled by the numerator of Eq. (1). For the case of hadron-hadron collisions,

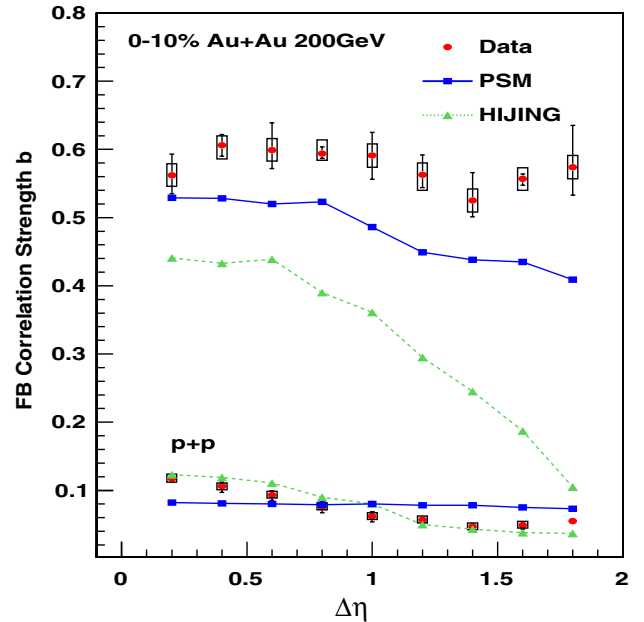


FIG. 3 (color online). The FB correlation strength for 0–10% most central Au + Au collisions and $p + p$ from data (circle), HIJING (triangle) and PSM (square). The error bars shown are for data.

$$\begin{aligned}
D_{bf}^2 &= \langle N_f N_b \rangle - \langle N_f \rangle \langle N_b \rangle \\
&= \langle k \rangle (\langle N_{0f} N_{0b} \rangle - \langle N_{0f} \rangle \langle N_{0b} \rangle) \\
&\quad + [(\langle k^2 \rangle - \langle k \rangle^2)] \langle N_{0f} \rangle \langle N_{0b} \rangle
\end{aligned} \quad (2)$$

where $\langle N_{0f} \rangle$ and $\langle N_{0b} \rangle$ are the average multiplicity of charged particles produced in the forward and backward hemispheres in a single elementary inelastic collision [5]. The average number of elementary (parton-parton) inelastic collisions is given by $\langle k \rangle$. The first term in Eq. (2) is the correlation between particles produced in the same inelastic collision, representing the SRC in rapidity. The second term, $\langle k^2 \rangle - \langle k \rangle^2$, is due to the fluctuation in the number of elementary inelastic collisions and is controlled by unitarity. This term gives rise to LRC [4,5].

Recently, long-range FB multiplicity correlations have also been discussed in the framework of the CGC or glasma motivated phenomenology [21,27]. The glasma provides a QCD based description which includes many features of the DPM approach, in particular, the longitudinal rapidity structure [28]. This model predicts the growth of LRC with collision centrality [21]. It has been argued that the long-range rapidity correlations are due to the fluctuations of the number of gluons and can only be created at early time shortly after the collision [6,29].

In summary, this is the first measurement of long-range FB correlation strengths in ultra relativistic nucleus-nucleus collisions. A large long-range correlation is observed in central Au + Au collisions that vanishes for 40–50% centrality. Both DPM and CGC argue that the long-range correlations are produced by multiple parton-parton interactions [4,6]. Multiple parton interactions are necessary for the formation of partonic matter. It remains an open question whether the DPM and CGC models can describe the LRC reported here and the nearside correlations [9] simultaneously. Further studies of the forward-backward correlations using identified baryons and mesons as well as the dependence of the correlations on the collision energy may be able to distinguish between these two models.

We express our gratitude to C. Pajares and N. Armesto for many fruitful discussions and providing us with the PSM code. We also thank A. Capella, E. G. Ferreira, and Larry McLerran for important discussions. We thank the RHIC Operations Group and RCF at BNL, and the NERSC Center at LBNL and the resources provided by the Open Science Grid consortium for their support. This work was supported in part by the Offices of N. P. and HEP within the U.S. DOE Office of Science, the U.S. NSF, the Sloan Foundation, the DFG cluster of excellence “Origin and Structure of the Universe,” CNRS/IN2P3, RA, RPL, and EMN of France, STFC and EPSRC of the United

Kingdom, FAPESP of Brazil, the Russian Ministry of Sci. and Tech., the NNSFC, CAS, MoST, and MoE of China, IRP and GA of the Czech Republic, FOM of the Netherlands, DAE, DST, and CSIR of the Government of India, the Polish State Committee for Scientific Research, and the Korea Sci. and Eng. Foundation.

-
- [1] G.J. Alner *et al.*, Phys. Rep. **154**, 247 (1987).
 - [2] T. Alexopoulos *et al.*, Phys. Lett. B **353**, 155 (1995).
 - [3] W.D. Walker, Phys. Rev. D **69**, 034007 (2004).
 - [4] A. Capella and A. Krzywicki, Phys. Rev. D **18**, 4120 (1978).
 - [5] A. Capella *et al.*, Phys. Rep. **236**, 225 (1994).
 - [6] Y. V. Kovchegov, E. Levin, and L. McLerran, Phys. Rev. C **63**, 024903 (2001).
 - [7] J. Bachler *et al.* (NA35 Collaboration), Z. Phys. C **56**, 347 (1992).
 - [8] Y. Akiba *et al.* (E802 Collaboration), Phys. Rev. C **56**, 1544 (1997).
 - [9] J. Adams *et al.* (STAR Collaboration), Phys. Rev. C **73**, 064907 (2006); **75**, 034901 (2007).
 - [10] B.B. Back *et al.* (PHOBOS Collaboration), Phys. Rev. C **74**, 011901 (2006).
 - [11] S.S. Adler *et al.* (PHENIX Collaboration), Phys. Rev. C **76**, 034903 (2007).
 - [12] N.S. Amelin *et al.*, Phys. Rev. Lett. **73**, 2813 (1994).
 - [13] M. A. Braun, C. Pajares, and J. Ranft, Int. J. Mod. Phys. A **14**, 2689 (1999).
 - [14] A. Giovannini and R. Ugoccioni, Phys. Rev. D **66**, 034001 (2002).
 - [15] L. Shi and S. Jeon, Phys. Rev. C **72**, 034904 (2005).
 - [16] M. Abdel-Aziz and M. Bleicher, arXiv:nucl-th/0605072.
 - [17] K.H. Ackermann *et al.* (STAR Collaboration), Nucl. Instrum. Methods Phys. Res., Sect. A **499**, 624 (2003).
 - [18] B.B. Back *et al.* (PHOBOS Collaboration), Phys. Rev. Lett. **91**, 052303 (2003).
 - [19] J. Adams *et al.* (STAR Collaboration), Phys. Rev. C **68**, 044905 (2003); **72**, 044902 (2005).
 - [20] T.J. Tarnowsky (STAR Collaboration), arXiv:nucl-ex/0606018.
 - [21] N. Armesto, L. McLerran, and C. Pajares, Nucl. Phys. A **781**, 201 (2007).
 - [22] X.N. Wang and M. Gyulassy, Phys. Rev. D **44**, 3501 (1991); **45**, 844 (1992).
 - [23] N.S. Amelin *et al.*, Eur. Phys. J. C **22**, 149 (2001).
 - [24] A.B. Kaidalov and K.A. Ter-Martirosyan, Phys. Lett. B **117**, 247 (1982).
 - [25] V.P. Konchakovski *et al.*, Phys. Rev. C **79**, 034910 (2009).
 - [26] T. Lappi and L. McLerran, arXiv:0909.0428.
 - [27] P. Brogueira and J. Dias de Deus, Phys. Lett. B **653**, 202 (2007).
 - [28] L. McLerran and R. Venugopalan, Phys. Rev. D **49**, 2233 (1994); **49**, 3352 (1994).
 - [29] A. Dumitru *et al.*, Nucl. Phys. A **810**, 91 (2008).