

# Harmonic field calculation by the combination of finite element analysis and harmonic balance method

著者	Yamada Sotoshi, Bessho Kazuo
journal or publication title	IEEE Transactions on Maggetics
volume	24
number	6
page range	2588-2590
year	1988-11-01
URL	<a href="http://hdl.handle.net/2297/48305">http://hdl.handle.net/2297/48305</a>

doi: 10.1109/20.92182

HARMONIC FIELD CALCULATION BY THE COMBINATION OF  
FINITE ELEMENT ANALYSIS AND HARMONIC BALANCE METHOD

Sotoshi Yamada      Kazuo Bessho  
Faculty of Technology, Kanazawa University  
Kodatsuno 2-40-20, Kanazawa, Japan

**Abstract** - A new finite element analysis for the time-periodic magnetic field calculation is described. An AC magnetic field calculation involving saturation characteristics requires many iterations and much memory region. The combination of FEM and harmonic balance method enables us to economically calculate harmonic magnetic flux distributions at an AC magnetization. The method does not need the calculation concerned with time and the calculation algorithm is the same on the nonlinear DC field FEM. The method is applied to the magnetic field analysis of a reactor and an electromagnet.

Introduction

There have been difficulties in the numerical calculation of time-periodic magnetic field incorporating saturation characteristics, because the treatment requires many iterations and much memory region.[1,2]

The harmonic balance method is of widest utility for obtaining the approximate periodic solution of a nonlinear differential equation.[3] Therefore, we propose the combination of FEM and the harmonic balance method and applied it to the harmonic magnetic field distribution problem with magnetic saturation. This method is called the *harmonic balance finite element method* (HBFEM).

Formulation of HBFEM

For simplicity, a magnetic field is assumed as two-dimensional in the (x,y) plane and quasi-stationary. Therefore, the vector potential  $A=(0,0,A)$  satisfies in the region of interest surrounded with some boundary conditions,

$$\frac{\partial}{\partial x}(\nu \frac{\partial A}{\partial x}) + \frac{\partial}{\partial y}(\nu \frac{\partial A}{\partial y}) = -J_0 + \sigma \frac{\partial A}{\partial t} \quad (1)$$

where  $\nu$  and  $\sigma$  are magnetic reluctivity and conductivity.

Formulation is made by use of the Galerkin procedure and the weighting functions are the same as the shape functions  $N_i(x,y)$ . Its integral form is,

$$\iint \left\{ \frac{\partial N_i}{\partial x} (\nu \frac{\partial A}{\partial x}) + \frac{\partial N_i}{\partial y} (\nu \frac{\partial A}{\partial y}) \right\} dx dy - \iint (J_0 - \sigma \frac{\partial A}{\partial t}) N_i dx dy \quad (2)$$

We are only interested in the time-periodic solution (harmonic problem) when alternating current is applied. According to the harmonic balance method, all variables, i.e. vector potentials, flux densities and applied current, are approximated as harmonic solutions. For simplicity, the time-periodic solutions are given as the sum of the fundamental component and the third harmonic, that is,

$$\begin{aligned} A &= A_{1s} \sin \omega t + A_{1c} \cos \omega t + A_{3s} \sin 3\omega t + A_{3c} \cos 3\omega t \\ B_x &= B_{x1s} \sin \omega t + B_{x1c} \cos \omega t + B_{x3s} \sin 3\omega t + B_{x3c} \cos 3\omega t \\ B_y &= B_{y1s} \sin \omega t + B_{y1c} \cos \omega t + B_{y3s} \sin 3\omega t + B_{y3c} \cos 3\omega t \\ J_0 &= J_{1s} \sin \omega t + J_{1c} \cos \omega t + J_{3s} \sin 3\omega t + J_{3c} \cos 3\omega t \end{aligned} \quad (3)$$

where  $\omega$  is the fundamental angular frequency.

The magnetizing characteristics of a core can be expressed as a power series. The B-H curve is approximated as a third order power series, that is,

$$H = \alpha B + \beta B^3 \quad (4)$$

where hysteresis characteristic is neglected. The reluctivity is written as,

$$\nu = \alpha + \beta B^2 \quad (5)$$

where  $B = (B_x^2 + B_y^2)^{1/2}$ . We substitute Eqs.(3) and (5) into (2) and equate the coefficients of  $\sin(n\omega t)$  and  $\cos(n\omega t)$  ( $n=1,3$ ) on both sides. As a result, the matrix for one element is expressed as,

$$\frac{1}{4\Delta} \begin{bmatrix} (b_1 b_1 + c_1 c_1)D & (b_1 b_2 + c_1 c_2)D & (b_1 b_3 + c_1 c_3)D \\ (b_2 b_1 + c_2 c_1)D & (b_2 b_2 + c_2 c_2)D & (b_2 b_3 + c_2 c_3)D \\ (b_3 b_1 + c_3 c_1)D & (b_3 b_2 + c_3 c_2)D & (b_3 b_3 + c_3 c_3)D \end{bmatrix} \{A\} + \frac{\sigma \omega \Delta}{12} \begin{bmatrix} 2N & N & N \\ N & 2N & N \\ N & N & 2N \end{bmatrix} \{A\} - \{K\} \quad (6)$$

where

$$\begin{aligned} \{A\} &= \{A_{1s}^1, A_{1c}^1, A_{3s}^1, A_{3c}^1, A_{1s}^2, A_{1c}^2, A_{3s}^2, A_{3c}^2, \\ &\quad A_{1s}^3, A_{1c}^3, A_{3s}^3, A_{3c}^3\}^T \\ \{K\} &= \Delta/3 \{J_{1s}, J_{1c}, J_{3s}, J_{3c}, J_{1s}, J_{1c}, J_{3s}, J_{3c}, \\ &\quad J_{1s}, J_{1c}, J_{3s}, J_{3c}\}^T \end{aligned} \quad (7)$$

$b_i = y_j - y_k, c_i = x_k - x_j, \Delta$  : cross section,  $(x_i, y_i)$  : node

The block matrices  $D(4 \times 4)$  and  $N(4 \times 4)$  are given as Eqs.A(1) and A(2) in Appendix (A). The coefficients of the matrix  $D$  are determined by both parameters of B-H curve and the flux densities of each harmonic. Compared with the conventional FEM, it acts as a reluctivity and is called the *reluctivity matrix*. The matrix  $N$  is a constant concerned with harmonic orders and is called the *harmonic matrix*.

The matrix equation for the entire region is obtained by the same procedure as the conventional FEM and is also solved by the same iteration procedure as a nonlinear static field.

As magnetic saturation becomes stronger, it is necessary to approximate characteristic by higher order power series. The B-H curve is expressed as a fifth order power series as,

$$H = \alpha B + \beta B^3 + \gamma B^5 \quad (8)$$

Then, the reluctivity is given as,

$$\nu = \alpha + \beta B^2 + \gamma B^4 \quad (9)$$

The matrix for each element is the same as Eq.(6). Only the block matrix  $D$  is changed and is given in Appendix (B). The matrix  $N$  is the same in Appendix (A).

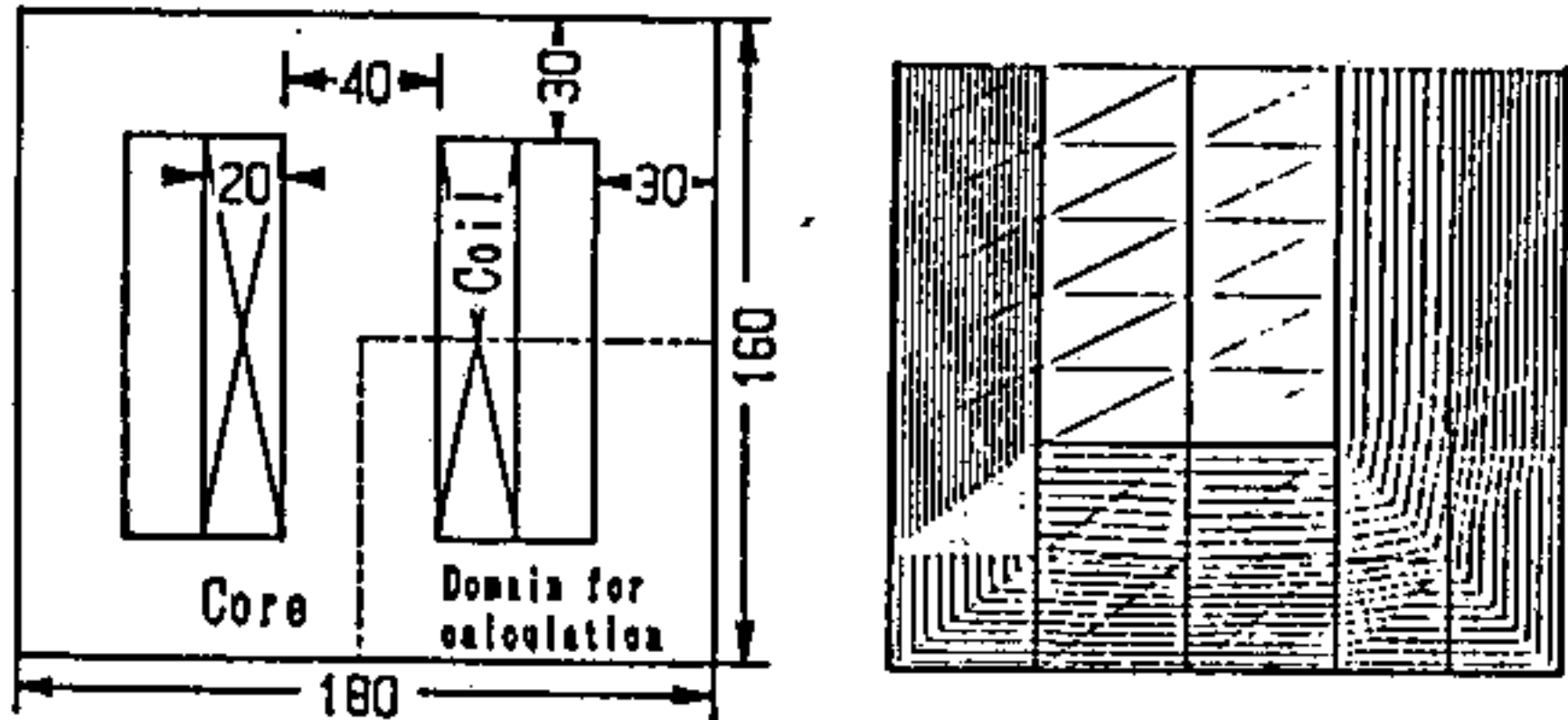
The above method does not require the calculation concerned with time and can solve the time-periodic field distributions of AC machines with nonlinear characteristics. But the system matrix is four times bigger than the number of vertices when the fundamental and third harmonic components are considered.

Verification and Applications of the Method

Reactor

In order to verify HBFEM, the procedure is applied to a reactor with a saturated core as shown in Fig.1(a). The domain for calculation is subdivided as shown in Fig.1(b). Eddy currents in the core are neglected and the B-H curve of the core is given as a third order power series in Fig.2. When the fundamental and third harmonic components of the applied current density are given, each component of flux density in the middle leg is obtained in Fig.3. When the third harmonic of flux density attains the minimum, the magnetic flux density is sinusoidal.

The waveforms of flux density in the middle leg are drawn in Fig.4(a) and (b) when each of the applied current and flux density is sinusoidal. In this problem, it is possible to calculate the flux distribution by using the ordinary technique of nonlinear static FEM as the current density is given at a particular instant.[4] The points illustrated as circles indicate the results. The agreement of the two results verifies the procedure of harmonic balance FEM.



(a) Reactor (b) Mesh and distribution

Fig.1 Reactor with saturated core

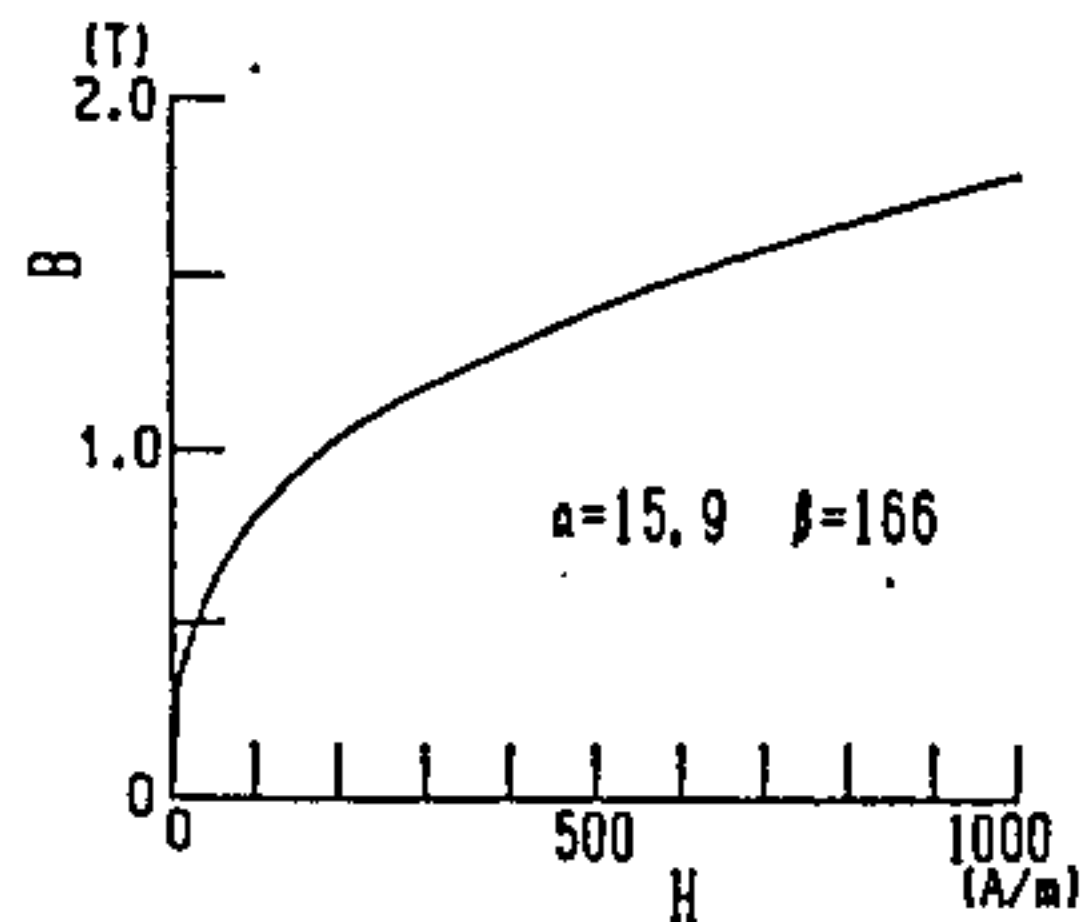


Fig.2 B-H curve of saturated core

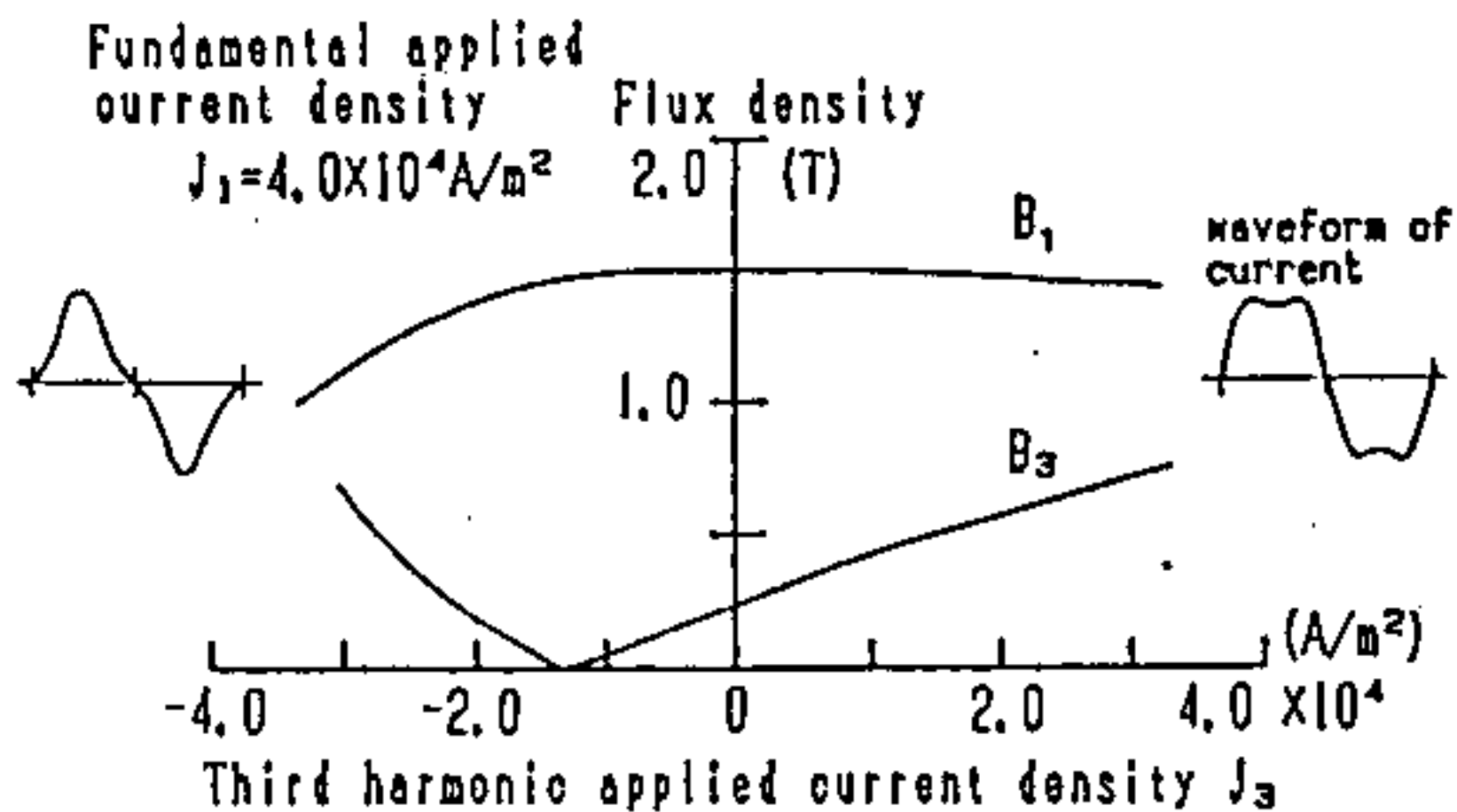


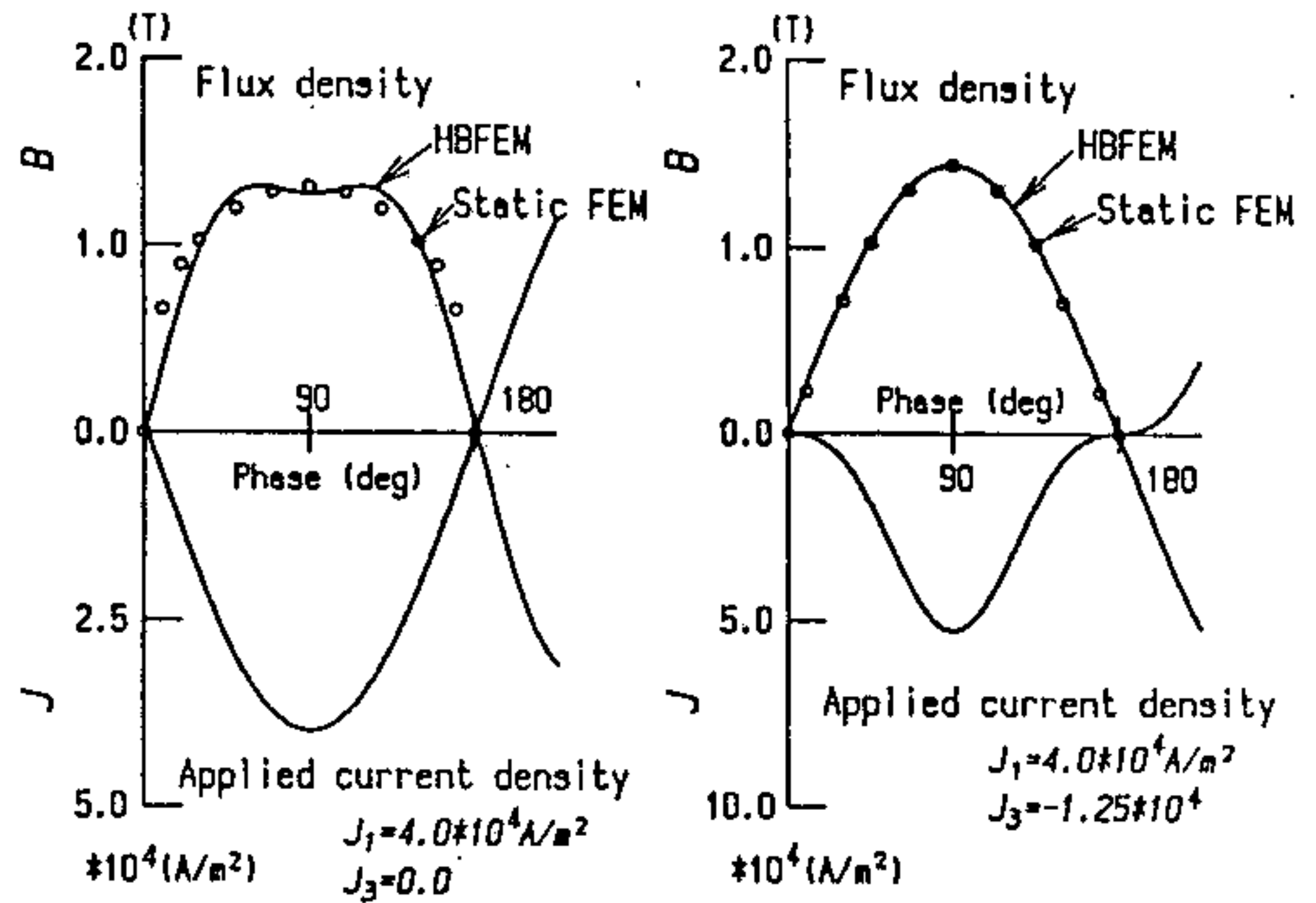
Fig.3 Magnetic flux density in the middle leg when the fundamental and third harmonic currents are applied.

Magnet with Shading Coil

The HBFEM is applied to the field calculation of the electromagnet in Fig.5. The middle leg has an air-gap and shading coils. In this case, the magnetizing characteristics of an iron core are expressed as a fifth order power harmonic. The parameters for calculation are given as,

$$J_{1s} = 1.0 \times 10^6 \text{ A/m}^2, \quad J_{1c} = J_{3s} = J_{3c} = 0.0, \\ \alpha = 110, \quad \beta = 0.0, \quad \gamma = 410, \\ \sigma = 3.55 \times 10^7 \text{ S/m}, \quad f = 60 \text{ Hz}.$$

The distributions of each component in Fig.6 are drawn at a particular phase. The HBFEM directly gives the component of each harmonic.



(a) The applied current is sinusoidal (b) The flux density in the middle leg is sinusoidal

Fig.4 Comparisons with results calculated by HBFEM and nonlinear static FEM

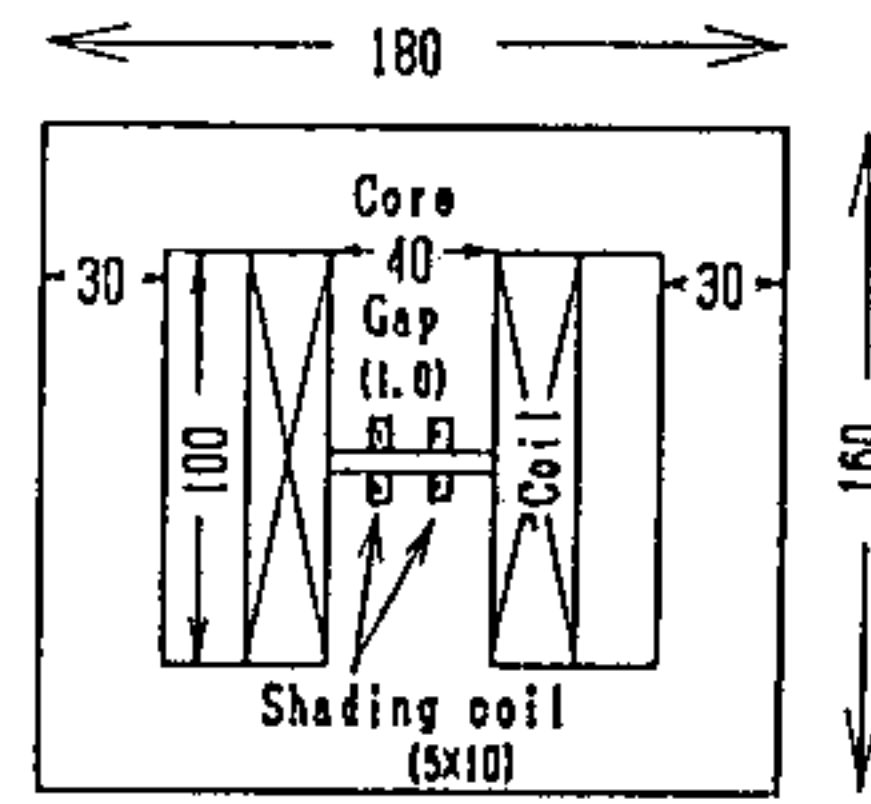
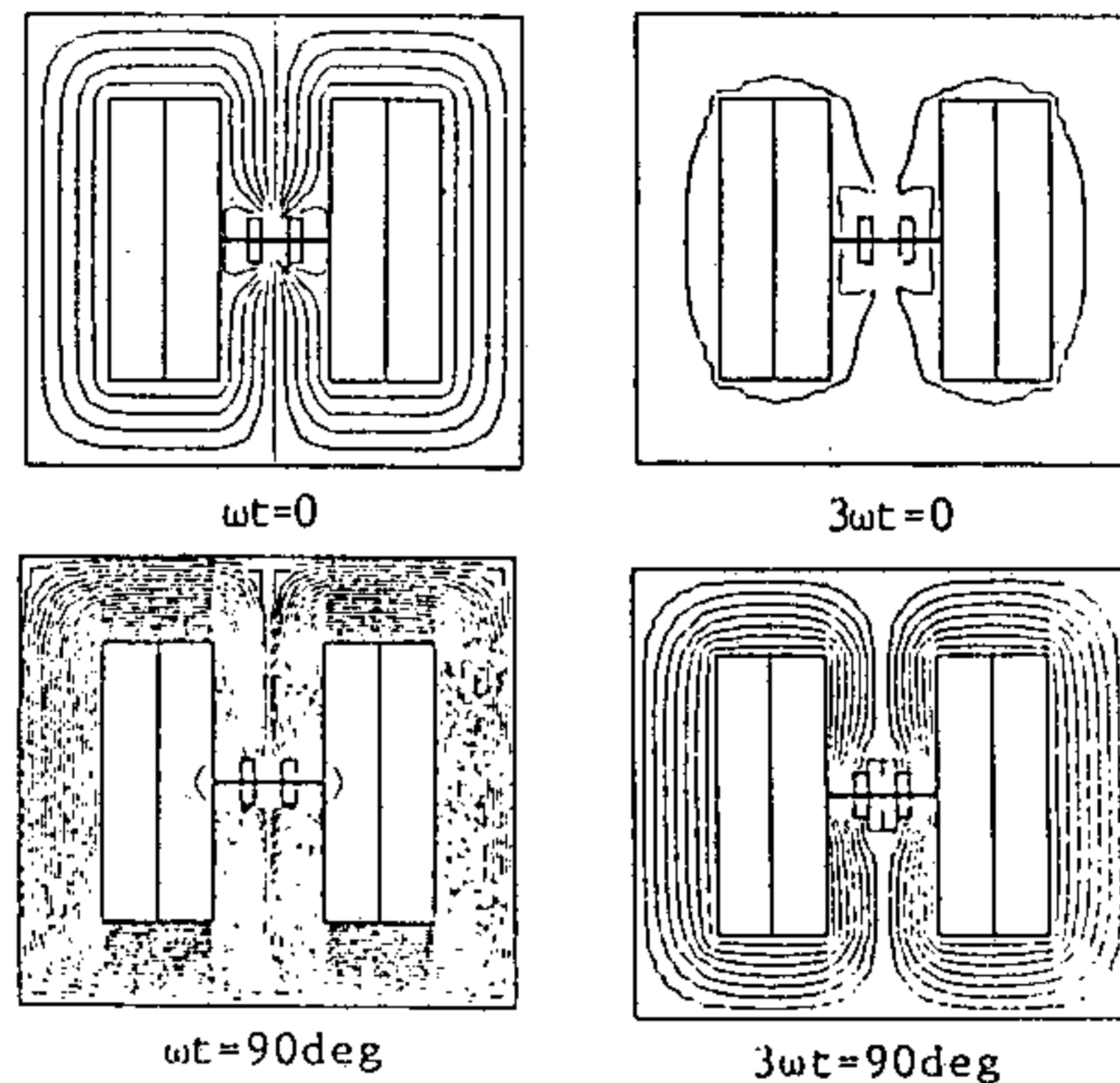


Fig.5 Electromagnet with shading coils



(a) Fundamental component (b) Third harmonic component

Fig.6 Flux distribution

Conclusions

A new FEM technique for time-periodic field distribution with magnetic saturation characteristics is proposed. The procedure of the calculation is the same as the static nonlinear FEM and does not include the calculation of the time component.

References

- [1] M.V.K. Chari, et al : Finite Element in Electrical and Magnetic Field Problems, John Wiley & Sons, 1980, Ch. 8.
- [2] T.Hara, T.Naito, J.Umoto ; "Time-periodic Finite Element Method for Nonlinear Diffusion Equation", IEEE Trans. Magnetics, Vol.MAG-21, No.6, pp2261-2264, 1985.
- [3] C.Hayashi : Nonlinear Oscillations in Physical System, McGraw Hill, 1964, Ch. 1 & 5.
- [4] P.Silvester, M.V.K.Chari : "Finite Element Solution of Saturable Magnetic Field Problem", IEEE Trans. PAS, Vol.PAS-89, No.7, ppl642-1649, 1970.

Appendix A

The block matrices D and N are given as,

$$D = \begin{bmatrix} \alpha + \beta(B_0 - B_{2c}/2) & \beta B_{2s}/2 & \beta(B_{2c} - B_{4c})/2 & \beta(B_{4s} - B_{2s})/2 \\ & \alpha + \beta(B_0 + B_{2c}/2) & \beta(B_{2s} + B_{4s})/2 & \beta(B_{2c} + B_{4c})/2 \\ & \text{symmetry} & \alpha + \beta(B_0 - B_{6c}/2) & \beta B_{6s}/2 \\ & & & \alpha + \beta(B_0 + B_{6c}/2) \end{bmatrix} \tag{A(1)}$$

$$N = \begin{bmatrix} 0 & -1 & 0 & 0 \\ +1 & 0 & 0 & 0 \\ 0 & 0 & 0 & -3 \\ 0 & 0 & +3 & 0 \end{bmatrix} \tag{A(2)}$$

The coefficients in the matrix D are expressed as a function of Flux densities and described as,

$$\begin{aligned} B_0 &= (B_{x1s}^2 + B_{x1c}^2 + B_{x3s}^2 + B_{x3c}^2)/2 + (B_{y1s}^2 + B_{y1c}^2 + B_{y3s}^2 + B_{y3c}^2)/2 \\ B_{2s} &= B_{x1s}B_{x1c} + B_{x1c}B_{x3s} - B_{x1s}B_{x3c} + B_{y1s}B_{y1c} + B_{y1c}B_{y3s} - B_{y1s}B_{y3c} \\ B_{2c} &= (B_{x1c}^2 - B_{x1s}^2)/2 + B_{x1s}B_{x3s} + B_{x1c}B_{x3c} \\ &\quad + (B_{y1c}^2 - B_{y1s}^2)/2 + B_{y1s}B_{y3s} + B_{y1c}B_{y3c} \\ B_{4s} &= B_{x1s}B_{x3c} + B_{x1c}B_{x3s} + B_{y1s}B_{y3c} + B_{y1c}B_{y3s} \\ B_{4c} &= B_{x1c}B_{x3c} - B_{x1s}B_{x3s} + B_{y1c}B_{y3c} - B_{y1s}B_{y3s} \\ B_{6s} &= B_{x3s}B_{x3c} + B_{y3s}B_{y3c} \\ B_{6c} &= (B_{x3c}^2 - B_{x3s}^2)/2 + (B_{y3c}^2 - B_{y3s}^2)/2 \end{aligned} \tag{A(3)}$$

Appendix B

The reluctivity matrix D is expressed as,

$$D = D_x + D_{xy} + D_y \tag{B(1)}$$

where  $D_x$ ,  $D_{xy}$ , and  $D_y$  are given as,

$$D_x = \begin{bmatrix} \alpha + \beta(B_{x0} - B_{x2c}/2) + \gamma(B_{x0} - B_{x2c})/2 & \beta B_{x2s}/2 + \gamma B_{x2s}/2 & \beta(B_{x2c} - B_{x4c})/2 + \gamma(B_{x2c} - B_{x4c})/2 & \beta(B_{x4s} - B_{x2s})/2 + \gamma(B_{x4s} - B_{x2s})/2 \\ & \alpha + \beta(B_{x0} + B_{x2c}/2) + \gamma(B_{x0} + B_{x2c})/2 & \beta(B_{x2s} + B_{x4s})/2 + \gamma(B_{x2s} + B_{x4s})/2 & \beta(B_{x2c} + B_{x4c})/2 + \gamma(B_{x2c} + B_{x4c})/2 \\ & \text{symmetry} & \alpha + \beta(B_{x0} - B_{x6c}/2) + \gamma(B_{x0} - B_{x6c})/2 & \beta B_{x6s}/2 + \gamma B_{x6s}/2 \\ & & & \alpha + \beta(B_{x0} + B_{x6c}/2) + \gamma(B_{x0} + B_{x6c})/2 \end{bmatrix} \tag{B(2)}$$

$$D_{xy} = \begin{bmatrix} \gamma(B_{xy0} - B_{xy2c})/2 & \gamma B_{xy2s}/2 & \gamma(B_{xy2c} - B_{xy4c})/2 & \gamma(B_{xy4s} - B_{xy2s})/2 \\ & \gamma(B_{xy0} + B_{xy2c})/2 & \gamma(B_{xy2s} + B_{xy4s})/2 & \gamma(B_{xy2c} + B_{xy4c})/2 \\ & \text{symmetry} & \gamma(B_{xy0} - B_{xy6c})/2 & \gamma B_{xy6s}/2 \\ & & & \gamma(B_{xy0} + B_{xy6c})/2 \end{bmatrix} \tag{B(3)}$$

$$D_y = \begin{bmatrix} \beta(B_{y0} - B_{y2c}/2) + \gamma(B_{y0} - B_{y2c})/2 & \beta B_{y2s}/2 + \gamma B_{y2s}/2 & \beta(B_{y2c} - B_{y4c})/2 + \gamma(B_{y2c} - B_{y4c})/2 & \beta(B_{y4s} - B_{y2s})/2 + \gamma(B_{y4s} - B_{y2s})/2 \\ & \beta(B_{y0} + B_{y2c}/2) + \gamma(B_{y0} + B_{y2c})/2 & \beta(B_{y2s} + B_{y4s})/2 + \gamma(B_{y2s} + B_{y4s})/2 & \beta(B_{y2c} + B_{y4c})/2 + \gamma(B_{y2c} + B_{y4c})/2 \\ & \text{symmetry} & \beta(B_{y0} - B_{y6c}/2) + \gamma(B_{y0} - B_{y6c})/2 & \beta B_{y6s}/2 + \gamma B_{y6s}/2 \\ & & & \beta(B_{y0} + B_{y6c}/2) + \gamma(B_{y0} + B_{y6c})/2 \end{bmatrix} \tag{B(4)}$$

The coefficients in Eqs.B(2), B(3) and B(4) are described as,

$$\begin{aligned} B_{x0} &= (B_{x1s}^2 + B_{x1c}^2 + B_{x3s}^2 + B_{x3c}^2)/2 \\ B_{x2s} &= B_{x1s}B_{x1c} + B_{x1c}B_{x3s} - B_{x1s}B_{x3c} \\ B_{x2c} &= (B_{x1c}^2 - B_{x1s}^2)/2 + B_{x1s}B_{x3s} + B_{x1c}B_{x3c} \\ B_{x4s} &= B_{x1s}B_{x3c} + B_{x1c}B_{x3s} \\ B_{x4c} &= B_{x1c}B_{x3c} - B_{x1s}B_{x3s} \\ B_{x6s} &= B_{x3s}B_{x3c} \\ B_{x6c} &= (B_{x3c}^2 - B_{x3s}^2)/2 \end{aligned} \tag{B(5)}$$

$$\begin{aligned} B_{y0} &= (B_{y1s}^2 + B_{y1c}^2 + B_{y3s}^2 + B_{y3c}^2)/2 \\ B_{y2s} &= B_{y1s}B_{y1c} + B_{y1c}B_{y3s} - B_{y1s}B_{y3c} \\ B_{y2c} &= (B_{y1c}^2 - B_{y1s}^2)/2 + B_{y1s}B_{y3s} + B_{y1c}B_{y3c} \\ B_{y4s} &= B_{y1s}B_{y3c} + B_{y1c}B_{y3s} \\ B_{y4c} &= B_{y1c}B_{y3c} - B_{y1s}B_{y3s} \\ B_{y6s} &= B_{y3s}B_{y3c} \\ B_{y6c} &= (B_{y3c}^2 - B_{y3s}^2)/2 \end{aligned} \tag{B(6)}$$

$$\begin{aligned} B_{y0}^* &= (2B_{y0}^2 + B_{y2s}^2 + B_{y2c}^2 + B_{y4s}^2 + B_{y4c}^2 + B_{y6s}^2 + B_{y6c}^2)/2 \\ B_{y2s}^* &= 2B_{y0}B_{y2s} - B_{y2s}B_{y4c} + B_{y2c}B_{y4s} - B_{y4s}B_{y6c} + B_{y4c}B_{y6s} \\ B_{y2c}^* &= 2B_{y0}B_{y2c} + B_{y2s}B_{y4s} + B_{y2c}B_{y4c} + B_{y4s}B_{y6s} + B_{y4c}B_{y6c} \\ B_{y4s}^* &= 2B_{y0}B_{y4s} + B_{y2s}B_{y2c} - B_{y2s}B_{y6c} + B_{y2c}B_{y6s} \\ B_{y4c}^* &= (B_{y2c}^2 - B_{y2s}^2)/2 + 2B_{y0}B_{y4c} + B_{y2s}B_{y6s} + B_{y2c}B_{y6c} \\ B_{y6s}^* &= 2B_{y0}B_{y6s} + B_{y2s}B_{y4c} + B_{y2c}B_{y4s} \\ B_{y6c}^* &= 2B_{y0}B_{y6c} - B_{y2s}B_{y4s} + B_{y2c}B_{y4c} \end{aligned} \tag{B(7)}$$

$$\begin{aligned} B_{x0}^* &= (2B_{x0}^2 + B_{x2s}^2 + B_{x2c}^2 + B_{x4s}^2 + B_{x4c}^2 + B_{x6s}^2 + B_{x6c}^2)/2 \\ B_{x2s}^* &= 2B_{x0}B_{x2s} - B_{x2s}B_{x4c} + B_{x2c}B_{x4s} - B_{x4s}B_{x6c} + B_{x4c}B_{x6s} \\ B_{x2c}^* &= 2B_{x0}B_{x2c} + B_{x2s}B_{x4s} + B_{x2c}B_{x4c} + B_{x4s}B_{x6s} + B_{x4c}B_{x6c} \\ B_{x4s}^* &= 2B_{x0}B_{x4s} + B_{x2s}B_{x2c} - B_{x2s}B_{x6c} + B_{x2c}B_{x6s} \\ B_{x4c}^* &= (B_{x2c}^2 - B_{x2s}^2)/2 + 2B_{x0}B_{x4c} + B_{x2s}B_{x6s} + B_{x2c}B_{x6c} \\ B_{x6s}^* &= 2B_{x0}B_{x6s} + B_{x2s}B_{x4c} + B_{x2c}B_{x4s} \\ B_{x6c}^* &= 2B_{x0}B_{x6c} - B_{x2s}B_{x4s} + B_{x2c}B_{x4c} \end{aligned} \tag{B(8)}$$

$$\begin{aligned} B_{xy0}^* &= 2B_{x0}B_{y0} + B_{x2s}B_{y2s} + B_{x2c}B_{y2c} + B_{x4s}B_{y4s} + B_{x4c}B_{y4c} \\ &\quad + B_{x6s}B_{y6s} + B_{x6c}B_{y6c} \\ B_{xy2s}^* &= 2B_{x0}B_{y2s} - B_{x2s}B_{y4c} + B_{x2c}B_{y4s} - B_{x4s}B_{y6c} + B_{x4c}B_{y6s} \\ &\quad + 2B_{y0}B_{x2s} - B_{y2s}B_{x4c} + B_{y2c}B_{x4s} - B_{y4s}B_{x6c} + B_{y4c}B_{x6s} \\ B_{xy2c}^* &= 2B_{x0}B_{y2c} + B_{x2s}B_{y4s} + B_{x2c}B_{y4c} + B_{x4s}B_{y6s} + B_{x4c}B_{y6c} \\ &\quad + 2B_{y0}B_{x2c} + B_{y2s}B_{x4s} + B_{y2c}B_{x4c} + B_{y4s}B_{x6s} + B_{y4c}B_{x6c} \\ B_{xy4s}^* &= 2B_{x0}B_{y4s} + B_{x2s}B_{y2c} - B_{x2s}B_{y6c} + B_{x2c}B_{y6s} \\ &\quad + 2B_{y0}B_{x4s} + B_{y2s}B_{x2c} - B_{y2s}B_{x6c} + B_{y2c}B_{x6s} \\ B_{xy4c}^* &= (B_{x2c}B_{y2c} - B_{x2s}B_{y2s})/2 + 2B_{x0}B_{y4c} + B_{x2s}B_{y6s} + B_{x2c}B_{y6c} \\ &\quad + (B_{y2c}B_{x2c} - B_{y2s}B_{x2s})/2 + 2B_{y0}B_{x4c} + B_{y2s}B_{x6s} + B_{y2c}B_{x6c} \\ B_{xy6s}^* &= 2B_{x0}B_{y6s} + B_{x2s}B_{y4c} + B_{x2c}B_{y4s} \\ &\quad + 2B_{y0}B_{x6s} + B_{y2s}B_{x4c} + B_{y2c}B_{x4s} \\ B_{xy6c}^* &= 2B_{x0}B_{y6c} - B_{x2s}B_{y4s} + B_{x2c}B_{y4c} \\ &\quad + 2B_{y0}B_{x6c} - B_{y2s}B_{x4s} + B_{y2c}B_{x4c} \end{aligned} \tag{B(9)}$$