



HashKV: Enabling Efficient Updates in KV Storage via Hashing

Helen H. W. Chan, *The Chinese University of Hong Kong*; Yongkun Li, *University of Science and Technology of China*; Patrick P. C. Lee, *The Chinese University of Hong Kong*; Yinlong Xu, *University of Science and Technology of China*

<https://www.usenix.org/conference/atc18/presentation/chan>

This paper is included in the Proceedings of the
2018 USENIX Annual Technical Conference (USENIX ATC '18).

July 11–13, 2018 • Boston, MA, USA

ISBN 978-1-939133-02-1

Open access to the Proceedings of the
2018 USENIX Annual Technical Conference
is sponsored by USENIX.

HashKV: Enabling Efficient Updates in KV Storage via Hashing

Helen H. W. Chan[†], Yongkun Li[‡], Patrick P. C. Lee[†], Yinlong Xu[‡]

[†]The Chinese University of Hong Kong [‡]University of Science and Technology of China

Abstract

Persistent key-value (KV) stores mostly build on the Log-Structured Merge (LSM) tree for high write performance, yet the LSM-tree suffers from the inherently high I/O amplification. *KV separation* mitigates I/O amplification by storing only keys in the LSM-tree and values in separate storage. However, the current KV separation design remains inefficient under update-intensive workloads due to its high garbage collection (GC) overhead in value storage. We propose HashKV, which aims for high update performance atop KV separation under update-intensive workloads. HashKV uses *hash-based data grouping*, which deterministically maps values to storage space so as to make both updates and GC efficient. We further relax the restriction of such deterministic mappings via simple but useful design extensions. We compare HashKV with state-of-the-art KV stores via extensive testbed experiments, and show that HashKV achieves 4.6× throughput and 53.4% less write traffic compared to the current KV separation design.

1 Introduction

Persistent key-value (KV) stores are an integral part of modern large-scale storage infrastructures for storing massive structured data (e.g., [4, 6, 10, 18]). While real-world KV storage workloads are mainly read-intensive (e.g., the Get/Update ratio can reach 30:1 in Facebook’s Memcached workloads [3]), *update-intensive* workloads are also dominant in many storage scenarios, including online transaction processing [37] and enterprise servers [17]. For example, Yahoo! reports that its low-latency workloads increasingly move from reads to writes [33].

Modern KV stores optimize the performance of writes (including inserts and updates) using the Log-Structured Merge (LSM) tree [29]. Its idea is to maintain sequentiality of random writes through a log-structured (append-only) design [31], while supporting efficient queries including individual key lookups and range scans. In a nutshell, the LSM-tree buffers written KV pairs and flushes them into a multi-level tree, in which each node is a fixed-size file containing sorted KV pairs and their metadata. The recently written KV pairs are stored at higher tree levels, and are merged with lower tree levels via *compaction*. The LSM-tree design not only improves write performance by avoiding small random updates (which are also harmful to the endurance of solid-state

drives (SSDs) [2, 27]), but also improves range scan performance by holding sorted KV pairs in each node.

However, the LSM-tree incurs high I/O amplification in both writes and reads. As the LSM-tree receives more writes of KV pairs, it will trigger frequent compaction operations, leading to tremendous extra I/Os due to rewrites across levels. Such *write amplification* can reach a factor of at least 50× [23, 39], which is detrimental to both write performance and the endurance of SSDs [2, 27]. Also, as the LSM-tree grows in size, reading the KV pairs at lower levels incurs many disk accesses. Such read amplification can reach a factor of over 300× [23], leading to low read performance.

In order to mitigate the compaction overhead, many research efforts focus on optimizing LSM-tree indexing (see §5). One approach is *KV separation* from WisKey [23], in which keys and metadata are still stored in the LSM-tree, while values are separately stored in an append-only circular log. The main idea of KV separation is to reduce the LSM-tree size, while preserving the indexing feature of the LSM-tree for efficient inserts/updates, individual key lookups, and range scans.

In this work, we argue that KV separation itself still cannot fully achieve high performance under update-intensive workloads. The root cause is that the circular log for value storage needs frequent garbage collection (GC) to reclaim the space from the KV pairs that are deleted or superseded by new updates. However, the GC overhead is actually expensive due to two constraints of the circular log. First, the circular log maintains a strict GC order, as it always performs GC at the beginning of the log where the least recently written KV pairs are located. This can incur a large amount of unnecessary data relocation (e.g., when the least recently written KV pairs remain valid). Second, the GC operation needs to query the LSM-tree to check the validity of each KV pair. These queries have high latencies, especially when the LSM-tree becomes sizable under large workloads.

We propose HashKV, a high-performance KV store tailored for update-intensive workloads. HashKV builds on KV separation and uses a novel *hash-based data grouping* design for value storage. Its idea is to divide value storage into fixed-size partitions and deterministically map the value of each written KV pair to a partition by hashing its key. Hash-based data grouping supports lightweight updates due to deterministic mapping. More importantly, it significantly mitigates GC overhead, since

each GC operation not only has the flexibility to select a partition to reclaim space, but also eliminates the queries to the LSM-tree for checking the validity of KV pairs.

On the other hand, the deterministic nature of hash-based data grouping restricts where KV pairs are stored. Thus, we propose three novel design extensions to relax the restriction of hash-based data grouping: (i) *dynamic reserved space allocation*, which dynamically allocates reserved space for extra writes if their original hash partitions are full given the size limit; (ii) *hotness awareness*, which separates the storage of hot and cold KV pairs to improve GC efficiency as inspired by existing SSD designs [19, 27]; and (iii) *selective KV separation*, which keeps small-size KV pairs in entirety in the LSM-tree to simplify lookups.

We implement our HashKV prototype atop LevelDB [15], and show via testbed experiments that HashKV achieves 4.6× throughput and 53.4% less write traffic compared to the circular log design in WiscKey under update-intensive workloads. Also, HashKV generally achieves higher throughput and significantly less write traffic compared to modern KV stores, such as LevelDB and RocksDB [12], in various cases.

Our work makes a case of augmenting KV separation with a new value management design. While the key and metadata management of HashKV now builds on LevelDB, it can also adopt other KV stores with new LSM tree designs (e.g., [30, 33, 35, 39, 41, 42]). How HashKV affects the performance of various LSM-tree-based KV stores under KV separation is posed as future work. The source code of HashKV is available for download at: <http://adslab.cse.cuhk.edu.hk/software/hashkv>.

2 Motivation

We use LevelDB [15] as a representative example to explain the write and read amplification problems of LSM-tree-based KV stores. We show how KV separation [23] mitigates both write and read amplifications, yet it still cannot fully achieve efficient updates.

2.1 LevelDB

LevelDB organizes KV pairs based on the LSM-tree [29], which transforms small random writes into sequential writes and hence maintains high write performance. Figure 1 illustrates the data organization in LevelDB. It divides the storage space into k levels (where $k > 1$) denoted by L_0, L_1, \dots, L_{k-1} . It configures the capacity of each level L_i to be a multiple (e.g., 10×) of that of its upper level L_{i-1} (where $1 \leq i \leq k-1$).

For inserts or updates of KV pairs, LevelDB first stores the new KV pairs in a fixed-size in-memory buffer called *MemTable*, which uses a skip-list to keep all buffered KV pairs sorted by keys. When the MemTable is full, LevelDB makes it *immutable* and flushes it to disk at

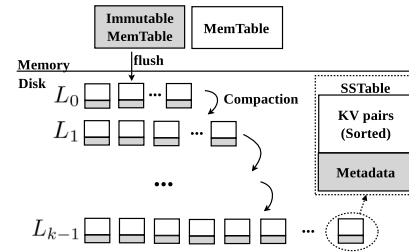


Figure 1: Data organization in LevelDB.

level L_0 as a file called *SStable*. Each *SStable* has a size of around 2 MiB and is also immutable. It stores indexing metadata, a Bloom filter (for quickly checking if a KV pair exists in the *SStable*), and all sorted KV pairs.

If L_0 is full, LevelDB flushes and merges its KV pairs into L_1 via *compaction*; similarly, if L_1 is full, its KV pairs are flushed and merged into L_2 , and so on. The compaction process comprises three steps. First, it reads out KV pairs in both L_i and L_{i+1} into memory (where $i \geq 0$). Second, it sorts the valid KV pairs (i.e., newly inserted or updated) by keys and reorganizes them into *SStables*. It also discards all invalid KV pairs (i.e., deleted or superseded by new updates). Finally, it writes back all *SStables* with valid KV pairs to L_{i+1} . Note that all KV pairs in each level, except L_0 , are sorted by keys. In L_0 , LevelDB only keeps KV pairs sorted within each *SStable*, but not across *SStables*. This improves performance of flushing from the MemTable to disk.

To perform a key lookup, LevelDB searches from L_0 to L_{k-1} and returns the first associated value found. In L_0 , LevelDB searches all *SStables*. In each level between L_1 and L_{k-1} , LevelDB first identifies a candidate *SStable* and checks the Bloom filter in the candidate *SStable* to determine if the KV pair exists. If so, LevelDB reads the *SStable* file and searches for the KV pair; otherwise, it directly searches the lower levels.

Limitations: LevelDB achieves high random write performance via the LSM-tree-based design, but suffers from both *write and read amplifications*. First, the compaction process inevitably incurs extra reads and writes. In the worst case, to merge one *SStable* from L_{i-1} to L_i , it reads and sorts 10 *SStables*, and writes back all *SStables*. Prior studies show that LevelDB can have an overall write amplification of at least 50× [23, 39], since it may trigger more than one compaction to move a KV pair down multiple levels under large workloads.

In addition, a lookup operation may search multiple levels for a KV pair and incur multiple disk accesses. The reason is that the search in each level needs to read the indexing metadata and the Bloom filter in the associated *SStable*. Although the Bloom filter is used, it may introduce false positives. In this case, an *SStable* is still unnecessarily read from disk even though the KV pair actually does not exist. Thus, each lookup typically

incurs multiple disk accesses. Such read amplification further aggravates under large workloads, as the LSM-tree builds up in levels. Measurements show that the read amplification reaches over $300\times$ in the worst case [23].

2.2 KV Separation

KV separation, proposed by WiscKey [23], decouples the management of keys and values to mitigate both write and read amplifications. The rationale is that storing values in the LSM-tree is unnecessary for indexing. Thus, WiscKey stores only keys and metadata (e.g., key/value sizes, value locations, etc.) in the LSM-tree, while storing values in a separate append-only, circular log called *vLog*. KV separation effectively mitigates write and read amplifications of LevelDB as it significantly reduces the size of the LSM-tree, and hence both compaction and lookup overheads.

Since *vLog* follows the log-structured design [31], it is critical for KV separation to achieve lightweight *garbage collection (GC)* in *vLog*, i.e., to reclaim the free space from invalid values with limited overhead. Specifically, WiscKey tracks the *vLog head* and the *vLog tail*, which correspond to the end and the beginning of *vLog*, respectively. It always inserts new values to the *vLog head*. When it performs a GC operation, it reads a chunk of KV pairs from the *vLog tail*. It first queries the LSM-tree to see if each KV pair is valid. It then discards the values of invalid KV pairs, and writes back the valid values to the *vLog head*. It finally updates the LSM-tree for the latest locations of the valid values. To support efficient LSM-tree queries during GC, WiscKey also stores the associated key and metadata together with the value in *vLog*. Note that *vLog* is often over-provisioned with extra reserved space to mitigate GC overhead.

Limitations: While KV separation reduces compaction and lookup overheads, we argue that it suffers from the substantial GC overhead in *vLog*. Also, the GC overhead becomes more severe if the reserved space is limited. The reasons are two-fold.

First, *vLog* can only reclaim space from its *vLog tail* due to its circular log design. This constraint may incur unnecessary data movements. In particular, real-world KV storage often exhibits strong locality [3], in which a small portion of *hot* KV pairs are frequently updated, while the remaining *cold* KV pairs receive only few or even no updates. Maintaining a strict sequential order in *vLog* inevitably relocates cold KV pairs many times and increases GC overhead.

Also, each GC operation queries the LSM-tree to check the validity of each KV pair in the chunk at the *vLog tail*. Since the keys of the KV pairs may be scattered across the entire LSM-tree, the query overhead is high and increases the latency of the GC operation. Even though KV separation has already reduced the size

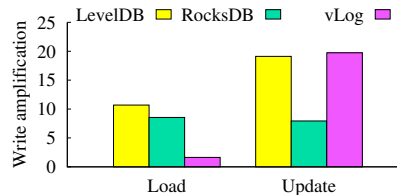


Figure 2: Write amplifications of LevelDB, RocksDB, and *vLog* in the Load and Update phases.

of the LSM-tree, the LSM-tree is still sizable under large workloads, and this aggravates the query cost.

To validate the limitations of KV separation, we implement a KV store prototype based on *vLog* (see §3.8) and evaluate its write amplification. We consider two phases: Load and Update. In the Load phase, we insert 40 GiB of 1-KiB KV pairs into *vLog* that is initially empty; in the Update phase, we issue 40 GiB of updates to the existing KV pairs based on a Zipf distribution with a Zipfian constant of 0.99. We provision 40 GiB of space for *vLog*, and an additional 30% (12 GiB) of reserved space. We also disable the write cache in our prototype (see §3.2). Figure 2 shows the write amplification results of *vLog* in the Load and Update phases, in terms of the ratio of the total device write size to the actual write size due to inserts or updates. For comparison, we also consider two modern KV stores, LevelDB [15] and RocksDB [12], based on their default parameters. In the Load phase, *vLog* has sufficient space to hold all KV pairs and does not trigger GC, so its write amplification is only $1.6\times$ due to KV separation. However, in the Update phase, the updates fill up the reserved space and start to trigger GC. We see that *vLog* has a write amplification of $19.7\times$, which is close to LevelDB ($19.1\times$) and higher than RocksDB ($7.9\times$).

To mitigate GC overhead in *vLog*, one approach is to partition *vLog* into segments and choose the best candidate segments that minimize GC overhead based on the cost-benefit policy or its variants [26, 31, 32]. However, the hot and cold KV pairs can still be mixed together in *vLog*, so the chosen segments for GC may still contain cold KV pairs that are unnecessarily moved.

To address the mixture of hot and cold data, a better approach is to perform *hot-cold data grouping* as in SSD designs [19, 27], in which we separate the storage of hot and cold KV pairs into two regions and apply GC to each region individually (more GC operations are expected to be applied to the storage region for hot KV pairs). However, the direct implementation of hot-cold data grouping inevitably increases the update latency in KV separation. As a KV pair may be stored in either hot or cold regions, each update needs to first query the LSM-tree for the exact storage location of the KV pair. Thus, a key motivation of our work is to enable hotness awareness without LSM-tree lookups.

3 HashKV Design

HashKV is a persistent KV store that specifically targets update-intensive workloads. It improves the management of value storage atop KV separation to achieve high update performance. It supports standard KV operations: PUT (i.e., writing a KV pair), GET (i.e., retrieving the value of a key), DELETE (i.e., deleting a KV pair), and SCAN (i.e., retrieving the values of a range of keys).

3.1 Main Idea

HashKV follows KV separation [23] by storing only keys and metadata in the LSM-tree for indexing KV pairs, while storing values in a separate area called the *value store*. Atop KV separation, HashKV introduces several core design elements to achieve efficient value storage management.

- **Hash-based data grouping:** Recall that vLog incurs substantial GC overhead in value storage. Instead, HashKV maps values into fixed-size partitions in the value store by hashing the associated keys. This design achieves: (i) *partition isolation*, in which all versions of value updates associated with the same key must be written to the same partition, and (ii) *deterministic grouping*, in which the partition where a value should be stored is determined by hashing. We leverage this design to achieve flexible and lightweight GC.
- **Dynamic reserved space allocation:** Since we map values into fixed-size partitions, one challenge is that a partition may receive more updates than it can hold. HashKV allows a partition to grow *dynamically* beyond its size limit by allocating fractions of reserved space in the value store.
- **Hotness awareness:** Due to deterministic grouping, a partition may be filled with the values from a mix of hot and cold KV pairs, in which case a GC operation unnecessarily reads and writes back the values of cold KV pairs. HashKV uses a *tagging* approach to relocate the values of cold KV pairs to a different storage area and separate the hot and cold KV pairs, so that we can apply GC to hot KV pairs only and avoid re-copying cold KV pairs.
- **Selective KV separation:** HashKV differentiates KV pairs by their value sizes, such that the small-size KV pairs can be directly stored in the LSM-tree without KV separation. This saves the overhead of accessing both the LSM-tree and the value store for small-size KV pairs, while the compaction overhead of storing the small-size KV pairs in the LSM-tree is limited.

Remarks: HashKV maintains a single LSM-tree for indexing (instead of hash-partitioning the LSM-tree as in the value store) to preserve the ordering of keys and the range scan performance. Since hash-based data grouping spreads KV pairs across the value store, it incurs random writes; in contrast, vLog maintains sequential writes with

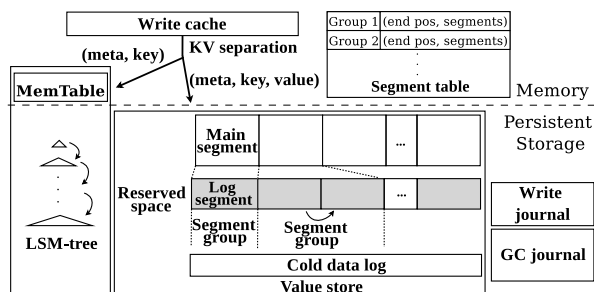


Figure 3: HashKV architecture.

a log-structured storage layout. Our HashKV prototype (see §3.8) exploits both multi-threading and batch writes to limit random write overhead.

3.2 Storage Management

Figure 3 depicts the architecture of HashKV. It divides the logical address space of the value store into fixed-size units called *main segments*. Also, it over-provisions a fixed portion of reserved space, which is again divided into fixed-size units called *log segments*. Note that the sizes of main segments and log segments may differ; by default, we set them as 64 MiB and 1 MiB, respectively.

For each insert or update of a KV pair, HashKV hashes its key into one of the main segments. If the main segment is not full, HashKV stores the value in a log-structured manner by appending the value to the end of the main segment; on the other hand, if the main segment is full, HashKV dynamically allocates a free log segment to store the extra values in a log-structured manner. Again, it further allocates additional free log segments if the current log segment is full. We collectively call a main segment and all its associated log segments a *segment group*. Also, HashKV updates the LSM-tree for the latest value location. To keep track of the storage status of the segment groups and segments, HashKV uses a global in-memory *segment table* to store the current end position of each segment group for subsequent inserts or updates, as well as the list of log segments associated with each segment group. Our design ensures that each insert or update can be directly mapped to the correct write position without issuing LSM-tree lookups on the write path, thereby achieving high write performance. Also, the updates of the values associated with the same key must go to the same segment group, and this simplifies GC. For fault tolerance, HashKV checkpoints the segment table to persistent storage.

To facilitate GC, HashKV also stores the key and metadata (e.g., key/value sizes) together with the value for each KV pair in the value store as in WiscKey [23] (see Figure 3). This enables a GC operation to quickly identify the key associated with a value when it scans the value store. However, our GC design inherently differs from vLog used by WiscKey (see §3.3).

To improve write performance, HashKV holds an in-memory *write cache* to store the recently written KV pairs, at the expense of degrading reliability. If the key of a new KV pair to be written is found in the write cache, HashKV directly updates the value of the cached key in-place without issuing the writes to the LSM-tree and the value store. It can also return the KV pairs from the write cache for reads. If the write cache is full, HashKV flushes all the cached KV pairs to the LSM-tree and the value store. Note that the write cache is an optional component and can be disabled for reliability concerns.

HashKV supports hotness awareness by keeping cold values in a separate *cold data log* (see §3.4). It also addresses crash consistency by tracking the updates in both *write journal* and *GC journal* (see §3.7).

3.3 Garbage Collection (GC)

HashKV necessitates GC to reclaim the space occupied by invalid values in the value store. In HashKV, GC operates in units of segment groups, and is triggered when the free log segments in the reserved space are running out. At a high level, a GC operation first selects a candidate segment group and identifies all valid KV pairs (i.e., the KV pairs of the latest version) in the group. It then writes back all valid KV pairs to the main segment, or additional log segments if needed, in a log-structured manner. It also releases any unused log segments that can be later used by other segment groups. Finally, it updates the latest value locations in the LSM-tree. Here, the GC operation needs to address two issues: (i) which segment group should be selected for GC; and (ii) how the GC operation quickly identifies the valid KV pairs in the selected segment group.

Unlike vLog, which requires the GC operation to follow a strict sequential order, HashKV can flexibly choose which segment group to perform GC. It currently adopts a *greedy* approach and selects the segment group with the largest amount of writes. Our rationale is that the selected segment group typically holds the hot KV pairs that have many updates and hence has a large amount of writes. Thus, selecting this segment group for GC likely reclaims the most free space. To realize the greedy approach, HashKV tracks the amount of writes for each segment group in the in-memory segment table (see §3.2), and uses a *heap* to quickly identify which segment group receives the largest amount of writes.

To check the validity of KV pairs in the selected segment group, HashKV sequentially scans the KV pairs in the segment group without querying the LSM-tree (note that it also checks the write cache for any latest KV pairs in the segment group). Since the KV pairs are written to the segment group in a log-structured manner, the KV pairs must be sequentially placed according to their order of being updated. For a KV pair that has

multiple versions of updates, the version that is nearest to the end of the segment group must be the latest one and correspond to the valid KV pair, while other versions are invalid. Thus, the running time for each GC operation only depends on the size of the segment group that needs to be scanned. In contrast, the GC operation in vLog reads a chunk of KV pairs from the vLog tail (see §2.2). It queries the LSM-tree (based on the keys stored along with the values) for the latest storage location of each KV pair in order to check if the KV pair is valid [23]. The overhead of querying the LSM-tree becomes substantial under large workloads.

During a GC operation on a segment group, HashKV constructs a temporary in-memory hash table (indexed by keys) to buffer the addresses of the valid KV pairs being found in the segment group. As the key and address sizes are generally small and the number of KV pairs in a segment group is limited, the hash table has limited size and can be entirely stored in memory.

3.4 Hotness Awareness

Hot-cold data separation improves GC performance in log-structured storage (e.g., SSDs [19, 27]). In fact, the current hash-based data grouping design realizes some form of hot-cold data separation, since the updates of the hot KV pairs must be hashed to the same segment group and our current GC policy always chooses the segment group that is likely to store the hot KV pairs (see §3.3). However, it is inevitable that some cold KV pairs are hashed to the segment group selected for GC, leading to unnecessary data rewrites. Thus, a challenge is to fully realize hot-cold data separation to further improve GC performance.

HashKV relaxes the restriction of hash-based data grouping via a *tagging* approach (see Figure 4). Specifically, when HashKV performs a GC operation on a segment group, it classifies each KV pair in the segment group as hot or cold. Currently, we treat the KV pairs that are updated at least once since their last inserts as hot, or cold otherwise (more accurate hot-cold data identification approaches [16] can be used). For the hot KV pairs, HashKV still writes back their latest versions to the same segment group via hashing. However, for the cold KV pairs, it now writes their values to a separate storage area, and keeps their metadata only (i.e., without values) in the segment group. In addition, it adds a *tag* in the metadata of each cold KV pair to indicate its presence in the segment group. Thus, if a cold KV pair is later updated, we know directly from the tag (without querying the LSM-tree) that the cold KV pair has already been stored, so that we can treat it as hot based on our classification policy; the tagged KV pair will also become invalid. Finally, at the end of the GC operation, HashKV updates the latest value locations in the LSM-

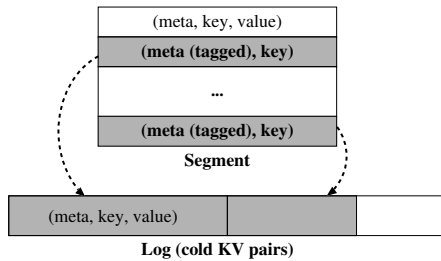


Figure 4: Tagging in HashKV.

tree, such that the locations of the cold KV pairs point to the separate area.

With tagging, HashKV avoids storing the values of cold KV pairs in the segment group and rewriting them during GC. Also, tagging is only triggered during GC, and does not add extra overhead to the write path. Currently, we implement the separate storage area for cold KV pairs as an append-only log (called the *cold data log*) in the value store, and perform GC on the cold data log as in vLog. The cold data log can also be put in secondary storage with a larger capacity (e.g., hard disks) if the cold KV pairs are rarely accessed.

3.5 Selective KV Separation

HashKV supports workloads with general value sizes. Our rationale is that KV separation reduces compaction overhead especially for large-size KV pairs, yet its benefits for small-size KV pairs are limited, and it incurs extra overhead of accessing both the LSM-tree and the value store. Thus, we propose *selective* KV separation, in which we still apply KV separation to KV pairs with large value sizes, while storing KV pairs with small value sizes in *entirety* in the LSM-tree. A key challenge of selective KV separation is to choose the KV pair size threshold of differentiating between small-size and large-size KV pairs (assuming that the key size remains fixed). We argue that the choice depends on the deployment environment. In practice, we can conduct performance tests for different value sizes to see when the throughput gain of selective KV separation becomes significant.

3.6 Range Scans

One critical reason of using the LSM-tree for indexing is its efficient support of range scans. Since the LSM-tree stores and sorts KV pairs by keys, it can return the values of a range of keys via sequential reads. However, KV separation now stores values in separate storage space, so it incurs extra reads of values. In HashKV, the values are scattered across different segment groups, so range scans will trigger many random reads that degrade performance. HashKV currently leverages the *read-ahead* mechanism to speed up range scans by prefetching values into the page cache. For each scan request, HashKV iterates over the range of sorted keys

in the LSM-tree, and issues a read-ahead request to each value (via `posix_fadvise`). It then reads all values and returns the sorted KV pairs.

3.7 Crash Consistency

Crashes can occur while HashKV issues writes to persistent storage. HashKV addresses crash consistency based on *metadata journaling* and focuses on two aspects: (i) flushing the write cache and (ii) GC operations.

Flushing the write cache involves writing the KV pairs to the value store and updating metadata in the LSM-tree. HashKV maintains a *write journal* to track each flushing operation. It performs the following steps when flushing the write cache: (i) flushing the cached KV pairs to the value store; (ii) appending metadata updates to the write journal; (iii) writing a commit record to the journal end; (iv) updating keys and metadata in the LSM-tree; and (v) marking the flush operation free in the journal (the freed journaling records can be recycled later). If a crash occurs after step (iii) completes, HashKV replays the updates in the write journal and ensures that the LSM-tree and the value store are consistent.

Handling crash consistency in GC operations is different, as they may overwrite existing valid KV pairs. Thus, we also need to protect existing valid KV pairs against crashes during GC. HashKV maintains a *GC journal* to track each GC operation. It performs the following steps after identifying all valid KV pairs during a GC operation: (i) appending the valid KV pairs that are overwritten as well as metadata updates to the GC journal; (ii) writing all valid KV pairs back to the segment group; (iii) updating the metadata in the LSM-tree; and (iv) marking the GC operation free in the journal.

3.8 Implementation Details

We prototype HashKV in C++ on Linux. We use LevelDB v1.20 [15] for the LSM-tree. Our prototype contains around 6.7K lines of code (without LevelDB).

Storage organization: We currently deploy HashKV on a RAID array with multiple SSDs for high I/O performance. We create a software RAID volume using `mdadm` [22], and mount the RAID volume as an Ext4 file system, on which we run both LevelDB and the value store. In particular, HashKV manages the value store as a large file. It partitions the value store file into two regions, one for main segments and another for log segments, according to the pre-configured segment sizes. All segments are aligned in the value store file, such that the start offset of each main (resp. log) segment is a multiple of the main (resp. log) segment size. If hotness awareness is enabled (see §3.4), HashKV adds a separate region in the value store file for the cold data log. Also, to address crash consistency (see §3.7), HashKV uses separate files to store both write and GC journals.

Multi-threading: HashKV implements multi-threading via `threadpool` [36] to boost I/O performance when flushing KV pairs in the write cache to different segments (see §3.2) and retrieving segments from segment groups in parallel during GC (see §3.3).

To mitigate random write overhead due to deterministic grouping (see §3.1), HashKV implements batch writes. When HashKV flushes KV pairs in the write cache, it first identifies and buffers a number of KV pairs that are hashed to the same segment group in a *batch*, and then issues a sequential write (via a thread) to flush the batch. A larger batch size reduces random write overhead, yet it also degrades parallelism. Currently, we configure a batch write threshold, such that after adding a KV pair into a batch, if the batch size reaches or exceeds the batch size threshold, the batch will be flushed; in other words, HashKV directly flushes a KV pair if its size is larger than the batch write threshold.

4 Evaluation

We compare via testbed experiments HashKV with several state-of-the-art KV stores: LevelDB (v1.20) [15], RocksDB (v5.8) [12], HyperLevelDB [11], PebblesDB [30], and our own vLog implementation for KV separation based on WiscKey [23]. For fair comparison, we build a unified framework to integrate such systems and HashKV. Specifically, all written KV pairs are buffered in the write cache and flushed when the write cache is full. For LevelDB, RocksDB, HyperLevelDB, and PebblesDB, we flush all KV pairs in entirety to them; for vLog and HashKV, we flush keys and metadata to LevelDB, and values (together with keys and metadata) to the value store. We address the following questions:

- How is the update performance of HashKV compared to other KV stores under update-intensive workloads? (Experiment 1)
- How do the reserved space size and RAID configurations affect the update performance of HashKV? (Experiments 2 and 3)
- What is the performance of HashKV under different workloads (e.g., varying KV pair sizes and range scans)? (Experiments 4 and 5)
- What are the performance gains of hotness awareness and selective KV separation? (Experiments 6 and 7)
- How does the crash consistency mechanism affect the update performance of HashKV? (Experiment 8)
- How do parameter configurations (e.g., main segment size, log segment size, and write cache size) affect the update performance of HashKV? (Experiment 9)

In our technical report [5], we present results of additional experiments on the storage space usage, update performance, and range scan performance of HashKV and state-of-the-art KV stores.

4.1 Setup

Testbed: We conduct our experiments on a machine running Ubuntu 14.04 LTS with Linux kernel 3.13.0. The machine is equipped with a quad-core Xeon E3-1240v2, 16 GiB RAM, and seven Plextor M5 Pro 128 GiB SSDs. We attach one SSD to the motherboard as the OS drive, and attach six SSDs to the LSI SAS 9201-16i host bus adapter to form a RAID volume (with a chunk size of 4 KiB) for the KV stores (see §3.8).

Default setup: For LevelDB, RocksDB, HyperLevelDB, and PebblesDB, we use their default parameters. We allow them to use all available capacity in our SSD RAID volume, so that their major overheads come from read and write amplifications in the LSM-tree management.

For vLog, we configure it to read 64 MiB from the vLog tail (see §2.2) in each GC operation. For HashKV, we set the main segment size as 64 MiB and the log segment size as 1 MiB. Both vLog and HashKV are configured with 40 GiB of storage space and over-provisioned with 30% (or 12 GiB) of reserved space, while their key and metadata storage in LevelDB can use all available storage space. Here, we provision the storage space of vLog and HashKV to be close to the actual KV store sizes of LevelDB and RocksDB based on our evaluation (see Experiment 1).

We mount the SSD RAID volume under RAID-0 (no fault tolerance) by default to maximize performance. All KV stores run in asynchronous mode and are equipped with a write cache of size 64 MiB. For HashKV, we set the batch write threshold (see §3.8) to 4 KiB, and configure 32 and 8 threads for write cache flushing and segment retrieval in GC, respectively. We disable selective KV separation, hotness awareness, and crash consistency in HashKV by default, except when we evaluate them.

4.2 Performance Comparison

We compare the performance of different KV stores under update-intensive workloads. Specifically, we generate workloads using YCSB [7], and fix the size of each KV pair as 1 KiB, which consists of the 8-B metadata (including the key/value size fields and reserved information), 24-B key, and 992-B value. We assume that each KV store is initially empty. We first load 40 GiB of KV pairs (or 42 M inserts) into each KV store (call it Phase P0). We then repeatedly issue 40 GiB of updates over the existing 40 GiB of KV pairs *three* times (call them Phases P1, P2, and P3), accounting for 120 GiB or 126 M updates in total. Updates in each phase follow a heavy-tailed Zipf distribution with a Zipfian constant of 0.99. We issue the requests to each KV store as fast as possible to stress-test its performance.

Note that vLog and HashKV do not trigger GC in P0. In P1, when the reserved space becomes full after 12 GiB of updates, both systems start to trigger GC; in both P2

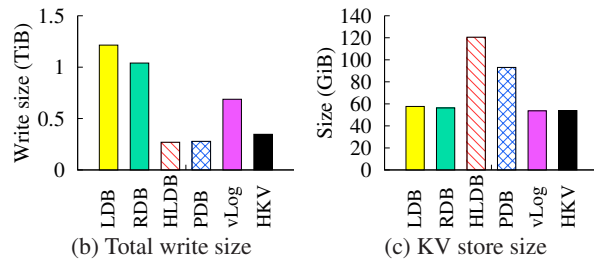
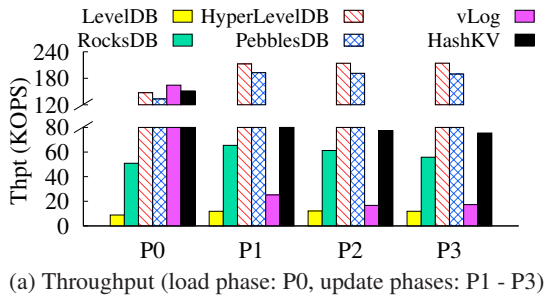


Figure 5: Experiment 1: Performance comparison of KV stores under update-intensive workloads.

and P3, updates are issued to the fully filled value store and will trigger GC frequently. We include both P2 and P3 to ensure that the update performance is stable.

Experiment 1 (Load and update performance): We evaluate LevelDB (LDB), RocksDB (RDB), HyperLevelDB (HDB), PebblesDB (PDB), vLog, and HashKV (HKV), under update-intensive workloads. We first compare LevelDB, RocksDB, vLog, and HashKV; later, we also include HyperLevelDB and PebblesDB into our comparison.

Figure 5(a) shows the performance of each phase. For vLog and HashKV, the throughput in the load phase is higher than those in the update phases, as the latter is dominated by the GC overhead. In the load phase, the throughput of HashKV is 17.1 \times and 3.0 \times over LevelDB and RocksDB, respectively. HashKV’s throughput is 7.9% slower than vLog, due to random writes introduced to distribute KV pairs via hashing. In the update phases, the throughput of HashKV is 6.3-7.9 \times , 1.3-1.4 \times , and 3.7-4.6 \times over LevelDB, RocksDB, and vLog, respectively. LevelDB has the lowest throughput among all KV stores due to significant compaction overhead, while vLog also suffers from high GC overhead.

Figures 5(b) and 5(c) show the total write sizes and the KV store sizes of different KV stores after all load and update requests are issued. HashKV reduces the total write sizes of LevelDB, RocksDB and vLog by 71.5%, 66.7%, and 49.6%, respectively. Also, they have very similar KV store sizes.

For HyperLevelDB and PebblesDB, both of them have high load and update throughput due to their low compaction overhead. For example, PebblesDB appends

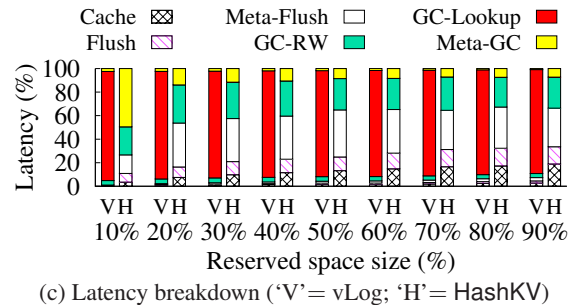
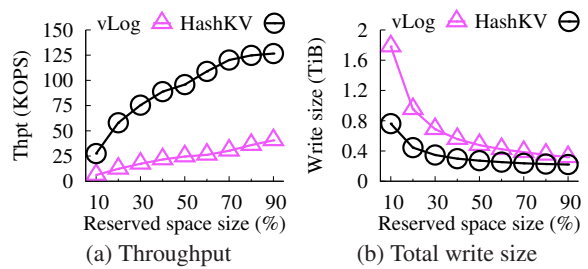


Figure 6: Experiment 2: Impact of reserved space size.

fragmented SSTables from the higher level to the lower level, without rewriting SSTables at the lower level [30]. Both HyperLevelDB and PebblesDB achieve at least twice throughput of HashKV, while incurring lower write sizes than HashKV. On the other hand, they incur significant storage overhead, and their final KV store sizes are 2.2 \times and 1.7 \times over HashKV, respectively. The main reason is that both HyperLevelDB and PebblesDB compact only selected ranges of keys to reduce write amplification, such that there may still remain many invalid KV pairs after compaction. They also trigger compaction operations less frequently than LevelDB. Both factors lead to high storage overhead. We provide more detailed analysis on the high storage costs of HyperLevelDB and PebblesDB in [5]. In the following experiments, we focus on LevelDB, RocksDB, vLog, and HashKV, as they have comparable storage overhead.

Experiment 2 (Impact of reserved space): We study the impact of reserved space size on the update performance of vLog and HashKV. We vary the reserved space size from 10% to 90% (of 40 GiB). Figure 6 shows the performance in Phase P3, including the update throughput, the total write size, and the latency breakdown. Both vLog and HashKV benefit from the increase in reserved space. Nevertheless, HashKV achieves 3.1-4.7 \times throughput of vLog and reduces the write size of vLog by 30.1-57.3% across different reserved space sizes. As shown in Figure 6(c), the queries to the LSM-tree during GC incur substantial performance overhead to vLog. We observe that HashKV spends less time on updating metadata during GC (“Meta-GC”) in the LSM-tree with the increasing reserved space size due to less frequent GC operations.

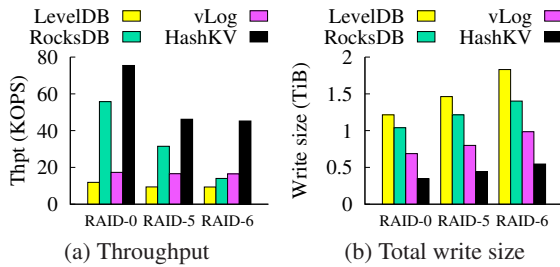


Figure 7: Experiment 3: Different RAID configurations.

Experiment 3 (Impact of parity-based RAID): We evaluate the impact of the fault tolerance configuration of RAID on the update performance of LevelDB, RocksDB, vLog, and HashKV. We configure the RAID volume to run two parity-based RAID schemes, RAID-5 (single-device fault tolerance) and RAID-6 (double-device fault tolerance). We include the results under RAID-0 for comparison. Figure 7 shows the throughput in Phase P3 and the total write size. RocksDB and HashKV are more sensitive to RAID configurations (larger drops in throughput), since their performance is write-dominated. Nevertheless, the throughput of HashKV is higher than other KV stores under parity-based RAID schemes, e.g., 4.8 \times , 3.2 \times , and 2.7 \times over LevelDB, RocksDB, and vLog, respectively, under RAID-6. The write sizes of KV stores under RAID-5 and RAID-6 increase by around 20% and 50%, respectively, compared to RAID-0, which match the amount of redundancy of the corresponding parity-based RAID schemes.

4.3 Performance under Different Workloads

We now study the update and range scan performance of HashKV for different KV pair sizes.

Experiment 4 (Impact of KV pair size): We study the impact of KV pair sizes on the update performance of KV stores. We vary the KV pair size from 256 B to 64 KiB. Specifically, we increase the KV pair size by increasing the value size and keeping the key size fixed at 24 B. We also reduce the number of KV pairs loaded or updated, such that the total size of KV pairs is fixed at 40 GiB. Figure 8 shows the update performance of KV stores in Phase P3 versus the KV pair size. The throughput of LevelDB and RocksDB remains similar across most KV pair sizes, while the throughput of vLog and HashKV increases as the KV pair size increases. Both vLog and HashKV have lower throughput than LevelDB and RocksDB when the KV pair size is 256 B, since the overhead of writing small values to the value store is more significant. Nevertheless, HashKV can benefit from selective KV separation (see Experiment 7). As the KV pair size increases, HashKV also sees increasing throughput. For example, HashKV achieves 15.5 \times and 2.8 \times throughput over LevelDB and RocksDB, re-

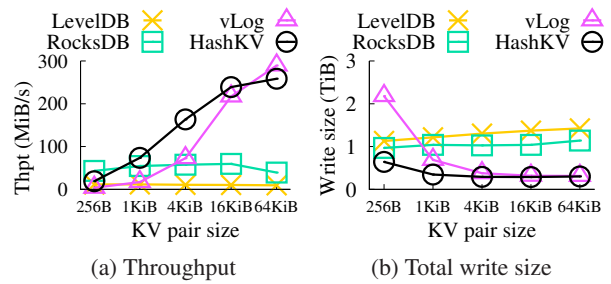


Figure 8: Experiment 4: Performance of KV stores under different KV pair sizes.

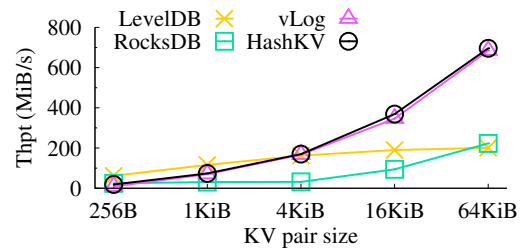


Figure 9: Experiment 5: Range scan performance of different KV stores.

spectively, for 4-KiB KV pairs. HashKV achieves 2.2-5.1 \times throughput over vLog for KV pair sizes between 256 B and 4 KiB. The performance gap between vLog and HashKV narrows as the KV pair size increases, since the size of the LSM-tree decreases with fewer KV pairs. Thus, the queries to the LSM-tree of vLog are less expensive. For 64-KiB KV pairs, HashKV has 10.7% less throughput than vLog.

When the KV pair size increases, the total write sizes of LevelDB and RocksDB increase due to the increasing compaction overhead, while those of HashKV and vLog decrease due to fewer KV pairs in the LSM-tree. Overall, HashKV reduces the total write sizes of LevelDB, RocksDB, and vLog by 43.2-78.8%, 33.8-73.5%, and 3.5-70.6%, respectively.

Experiment 5 (Range scans): We compare the range scan performance of KV stores for different KV pair sizes. Specifically, we first load 40 GiB of fixed-size KV pairs, and then issue scan requests whose start keys follow a Zipf distribution with a Zipfian constant of 0.99. Each scan request reads 1 MiB of KV pairs, and the total scan size is 4 GiB. Figure 9 shows the results. HashKV has similar scan performance to vLog across KV pair sizes. However, HashKV has 70.0% and 36.3% lower scan throughput than LevelDB for 256-B and 1-KiB KV pairs, respectively, mainly because HashKV needs to issue reads to both the LSM-tree and the value store and there is also high overhead of retrieving small values from the value store via random reads. Nevertheless, for KV pairs of 4 KiB or larger, HashKV outperforms LevelDB, e.g., by 94.2% for 4-KiB KV pairs. The lower

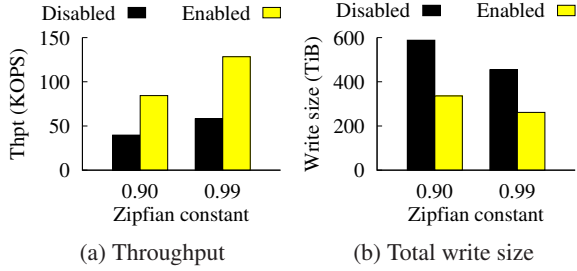


Figure 10: Experiment 6: Hotness awareness.

scan performance for small KV pairs is also consistent with that of WiscKey (see Figure 12 in [23]). Note that the read-ahead mechanism (see §3.6) is critical to enabling HashKV to achieve high range scan performance. For example, the range scan throughput of HashKV increases by 81.0% for 256-B KV pairs compared to without read-ahead. We also evaluate the range scan performance of HashKV after we issue update-intensive workloads in [5].

4.4 HashKV Features

We study the two optimizations of HashKV, hotness awareness and selective KV separation, and the crash consistency mechanism of HashKV. We report the throughput in Phase P3 and the total write size. We consider 20% of reserved space to show that the optimized performance of smaller reserved space can match the unoptimized performance of larger reserved space.

Experiment 6 (Hotness awareness): We evaluate the impact of hotness awareness on the update performance of HashKV. We consider two Zipfian constants, 0.9 and 0.99, to capture different skewness in workloads. Figure 10 shows the results when hotness awareness is disabled and enabled. When hotness awareness is enabled, the update throughput increases by 113.1% and 121.3%, while the write size reduces by 42.8% and 42.5%, for Zipfian constants 0.9 and 0.99, respectively.

Experiment 7 (Selective KV separation): We evaluate the impact of selective KV separation on the update performance of HashKV. We consider three ratios of small-to-large KV pairs, including 1:2, 1:1, and 2:1. We set the small KV pair size as 40 B, and the large KV pair size as 1 KiB or 4 KiB. Figure 11 shows the results when selective KV separation is disabled or enabled. When selective KV separation is enabled, the throughput increases by 23.2-118.0% and 19.2-52.1% when the large KV pair size is 1 KiB and 4 KiB, respectively. We observe higher performance gain for workloads with a higher ratio of small KV pairs, due to the high update overhead of small KV pairs stored under KV separation. Also, selective KV separation reduces the total write size by 14.1-39.6% and 4.1-10.7% when the large KV pair size is 1 KiB and 4 KiB, respectively.

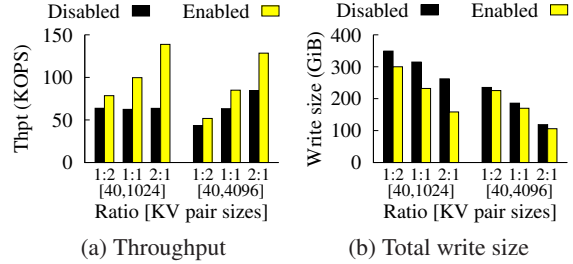


Figure 11: Experiment 7: Selective KV separation.

	Disabled	Enabled
Throughput (KOPS)	58.0	54.3
Total write size (GiB)	454.6	473.7

Table 1: Experiment 8: Performance of HashKV with crash consistency disabled and enabled.

Experiment 8 (Crash consistency): We study the impact of the crash consistency mechanism on the performance of HashKV. Table 1 shows the results. When the crash consistency mechanism is enabled, the update throughput of HashKV in Phase P3 reduces by 6.5% and the total write size increases by 4.2%, which shows that the impact of crash consistency mechanism remains limited. Note that we verify the correctness of the crash consistency mechanism by crashing HashKV via code injection and unexpected terminations during runtime.

4.5 Parameter Choices

We further study the impact of parameters, including the main segment size, the log segment size, and the write cache size on the update performance of HashKV. We vary one parameter in each test, and use the default values for other parameters. We report the update throughput in Phase P3 and the total write size. Here, we focus on 20% and 50% of reserved space.

Experiment 9 (Impact of main segment size, log segment size, and write cache size): We first consider the main segment size. Figures 12(a) and 12(d) show the results versus the main segment size. When the main segment size increases, the throughput of HashKV increases, while the total write size decreases. The reason is that there are fewer segment groups for larger main segments, so each segment group receives more updates in general. Each GC operation can now reclaim more space from more updates, so the performance improves. We see that the update performance of HashKV is more sensitive to the main segment size under limited reserved space. For example, the throughput increases by 52.5% under 20% of reserved space, but 28.3% under 50% of reserved space, when the main segment size increases from 16 MiB to 256 MiB.

We next consider the log segment size. Figures 12(b)

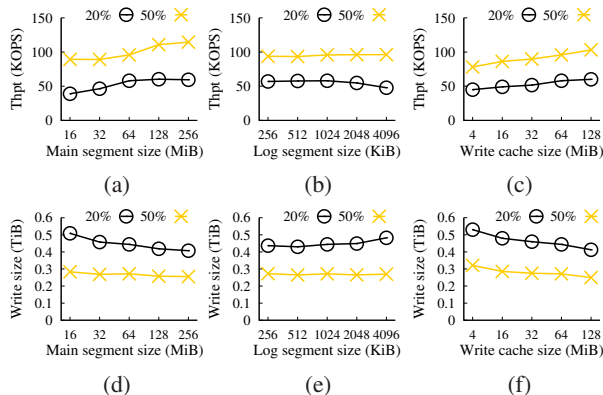


Figure 12: Experiment 9: Throughput and total write size of HashKV versus the main segment size ((a) and (d)), the log segment size ((b) and (e)), and the write cache size ((c) and (f)).

and 12(e) show the results versus the log segment size. We see that when the log segment size increases from 256 KiB to 4 MiB, the throughput of HashKV drops by 16.1%, while the write size increases by 10.4% under 20% of reserved space. The reason is that the utilization of log segments decreases as the log segment size increases. Thus, each GC operation reclaims less free space, and the performance drops. However, when the reserved space size increases to 50%, we do not see significant performance differences, and both the throughput and the write size remain almost unchanged across different log segment sizes.

We finally consider the write cache size. Figures 12(c) and 12(f) show the results versus the write cache size. As expected, the throughput of HashKV increases and the total write size drops as the write cache size increases, since a larger write cache can absorb more updates. For example, under 20% of reserved space, the throughput of HashKV increases by 29.1% and the total write size reduces by 16.3% when the write cache size increases from 4 MiB to 64 MiB.

5 Related Work

General KV stores: Many KV store designs are proposed for different types of storage backends, such as DRAM [1, 13, 14, 21], commodity flash-based SSDs [8, 9, 20, 23], open-channel SSDs [34], and emerging non-volatile memories [25, 40]. The above KV stores and HashKV are designed for a single server. They can serve as building blocks of a distributed KV store (e.g., [28]).

LSM-tree-based KV stores: Many studies modify the LSM-tree design for improved compaction performance. bLSM [33] proposes a new merge scheduler to prevent compaction from blocking writes, and uses Bloom filters for efficient indexing. VT-Tree [35] stitches al-

ready sorted blocks of SSTables to allow lightweight compaction overhead, at the expense of incurring fragmentation. LSM-trie [39] maintains a trie structure and organizes KV pairs by hash-based buckets within each SSTable. It also organizes large Bloom filters in clustered disk blocks for efficient I/O access. LWC-store [41] decouples data and metadata management in compaction by merging and sorting only the metadata in SSTables. SkipStore [42] pushes KV pairs across non-adjacent levels to reduce the number of levels traversed during compaction. PebblesDB [30] relaxes the restriction of keeping disjoint key ranges in each level, and pushes partial SSTables across levels to limit compaction overhead.

KV separation: WiscKey [23] employs KV separation to remove value compaction in the LSM-tree (see §2.2). Atlas [18] also applies KV separation in cloud storage, in which keys and metadata are stored in an LSM-tree that is replicated, while values are separately stored and erasure-coded for low-redundancy fault tolerance. Cocytus [43] is an in-memory KV store that separates keys and values for replication and erasure coding, respectively. HashKV also builds on KV separation, and takes one step further to address efficient value management.

Hash-based data organization: Distributed storage systems (e.g., [10, 24, 38]) use hash-based data placement to avoid centralized metadata lookups. NVMKV [25] also uses hashing to map KV pairs in physical address space. However, it assumes sparse address space to limit the overhead of resolving hash collisions, and incurs internal fragmentation for small-sized KV pairs. In contrast, HashKV does not cause internal fragmentation as it packs KV pairs in each main/log segment in a log-structured manner. It also supports dynamic reserved space allocation when the main segments become full.

6 Conclusion

This paper presents HashKV, which enables efficient updates in KV stores under update-intensive workloads. Its novelty lies in leveraging hash-based data grouping for deterministic data organization so as to mitigate GC overhead. We further enhance HashKV with several extensions including dynamic reserved space allocation, hotness awareness, and selective KV separation. Testbed experiments show that HashKV achieves high update throughput and reduces the total write size.

Acknowledgements

The work was supported by the Research Grants Council of Hong Kong (CRF C7036-15G) and National Nature Science Foundation of China (61772484 and 61772486). Yongkun Li is the corresponding author.

References

- [1] Redis. <http://redis.io>.
- [2] N. Agrawal, V. Prabhakaran, T. Wobber, J. D. Davis, M. Manasse, and R. Panigrahy. Design Tradeoffs for SSD Performance. In *Proc. of USENIX ATC*, 2008.
- [3] B. Atikoglu, Y. Xu, E. Frachtenberg, S. Jiang, and M. Paleczny. Workload Analysis of a Large-Scale Key-Value Store. In *Proc. of ACM SIGMETRICS*, 2012.
- [4] D. Beaver, S. Kumar, H. C. Li, J. Sobel, and P. Vajgel. Finding a Needle in Haystack: Facebook’s Photo Storage. In *Proc. of USENIX OSDI*, 2010.
- [5] H. H. W. Chan, Y. Li, P. P. C. Lee, and Y. Xu. HashKV: Enabling Efficient Updates in KV Storage via Hashing. Technical report, CUHK, 2018. http://www.cse.cuhk.edu.hk/~pcclee/www/pubs/tech_hashkv.pdf.
- [6] F. Chang, J. Dean, S. Ghemawat, W. C. Hsieh, D. A. Wallach, M. Burrows, T. Chandra, A. Fikes, and R. E. Gruber. Bigtable: A Distributed Storage System for Structured Data. In *Proc. of USENIX OSDI*, 2006.
- [7] B. F. Cooper, A. Silberstein, E. Tam, R. Ramakrishnan, and R. Sears. Benchmarking Cloud Serving Systems with YCSB. In *Proc. of ACM SoCC*, 2010.
- [8] B. Debnath, S. Sengupta, and J. Li. FlashStore: High Throughput Persistent Key-value Store. *Proc. of VLDB Endowment*, 3(1-2):1414–1425, Sep 2010.
- [9] B. Debnath, S. Sengupta, and J. Li. SkimpyStash: RAM Space Skimpy Key-value Store on Flash-based Storage. In *Proc. of ACM SIGMOD*, 2011.
- [10] G. DeCandia, D. Hastorun, M. Jampani, G. Kakulapati, A. Lakshman, A. Pilchin, S. Sivasubramanian, P. Voshall, and W. Vogels. Dynamo: Amazon’s Highly Available Key-value Store. In *Proc. of ACM SOSP*, 2007.
- [11] R. Escriva. HyperLevelDB. <https://github.com/rescrv/HyperLevelDB/>.
- [12] Facebook. RocksDB. <https://rocksdb.org>.
- [13] B. Fan, D. G. Andersen, and M. Kaminsky. MemC3: Compact and Concurrent MemCache with Dumber Caching and Smarter Hashing. In *Proc. of USENIX NSDI*, 2013.
- [14] B. Fitzpatrick. Distributed Caching with Memcached. *Linux Journal*, 2004(124), Aug 2004.
- [15] S. Ghemawat and J. Dean. LevelDB. <https://leveldb.org>.
- [16] J.-W. Hsieh, T.-W. Kuo, and L.-P. Chang. Efficient Identification of Hot Data for Flash Memory Storage Systems. *ACM Trans. on Storage*, 2(1):22–40, Feb 2006.
- [17] S. Kavalanekar, B. Worthington, Q. Zhang, and V. Sharda. Characterization of Storage Workload Traces from Production Windows Servers. In *Proc. of IEEE IISWC*, 2008.
- [18] C. Lai, S. Jiang, L. Yang, S. Lin, G. Sun, Z. Hou, C. Cui, and J. Cong. Atlas: Baidu’s Key-value Storage System for Cloud Data. In *Proc. of IEEE MSST*, 2015.
- [19] J. Lee and J.-S. Kim. An Empirical Study of Hot/Cold Data Separation Policies in Solid State Drives (SSDs). In *Proc. of ACM SYSTOR*, 2013.
- [20] H. Lim, B. Fan, D. G. Andersen, and M. Kaminsky. SILT: A Memory-Efficient, High-Performance Key-Value Store. In *Proc. of ACM SOSP*, 2011.
- [21] H. Lim, D. Han, D. G. Andersen, and M. Kaminsky. MICA: A Holistic Approach to Fast In-Memory Key-Value Storage. In *Proc. of USENIX NSDI*, 2014.
- [22] Linux Raid Wiki. RAID setup. https://raid.wiki.kernel.org/index.php/RAID_setup.
- [23] L. Lu, T. S. Pillai, A. C. Arpaci-Dusseau, and R. H. Arpaci-Dusseau. WiseKey: Separating Keys from Values in SSD-Conscious Storage. In *Proc. of USENIX FAST*, 2016.
- [24] J. MacCormick, N. Murphy, V. Ramasubramanian, U. Wieder, J. Yang, and L. Zhou. Kinesis: A New Approach to Replica Placement in Distributed Storage Systems. *ACM Trans. on Storage*, 4(4):11, 2009.
- [25] L. Marmol, S. Sundararaman, N. Talagala, and R. Rangaswami. NVMKV: A Scalable, Lightweight, FTL-aware Key-Value Store. In *Proc. of USENIX ATC*, 2015.
- [26] J. N. Matthews, D. Roselli, A. M. Costello, R. Y. Wang, and T. E. Anderson. Improving the Performance of Log-Structured File Systems with Adaptive Methods. In *Proc. of ACM SOSP*, 1997.
- [27] C. Min, K. Kim, H. Cho, S.-W. Lee, and Y. I. Eom. SFS: Random Write Considered Harmful in Solid State Drives. In *Proc. of USENIX FAST*, 2012.
- [28] R. Nishtala, H. Fugal, S. Grimm, M. Kwiatkowski, H. Lee, H. C. Li, R. McElroy, M. Paleczny, D. Peek, P. Saab, D. Stafford, T. Tung, and enkatashwaran Venkataramani. Scaling Memcache at Facebook. In *Proc. of USENIX NSDI*, 2013.

- [29] P. O’Neil, E. Cheng, D. Gawlick, and E. O’Neil. The Log-Structured Merge-Tree (LSM-tree). *Acta Informatica*, 33(4):351–385, 1996.
- [30] P. Raju, R. Kadekodi, V. Chidambaram, and I. Abraham. PebblesDB: Building Key-Value Stores using Fragmented Log-Structured Merge Trees. In *Proc. of ACM SOSP*, 2017.
- [31] M. Rosenblum and J. K. Ousterhout. The Design and Implementation of a Log-structured File System. *ACM Trans. on Computer Systems*, 10(1):26–52, Feb 1992.
- [32] S. M. Rumble, A. Kejriwal, and J. Ousterhout. Log-structured Memory for DRAM-based Storage. In *Proc. of USENIX FAST*, 2014.
- [33] R. Sears and R. Ramakrishnan. bLSM: A General Purpose Log Structured Merge Tree. In *Proc. of ACM SIGMOD*, 2012.
- [34] Z. Shen, F. Chen, Y. Jia, and Z. Shao. DIDACache: A Deep Integration of Device and Application for Flash Based Key-Value Caching. In *Proc. of USENIX FAST*, 2017.
- [35] P. J. Shetty, R. P. Spillane, R. R. Malpani, B. Andrews, J. Seyster, and E. Zadok. Building Workload-Independent Storage with VT-Trees. In *Proc. of USENIX FAST*, 2013.
- [36] threadpool. <http://threadpool.sourceforge.net/>.
- [37] TPC. TPC-C is an On-Line Transaction Processing Benchmark. <http://www.tpc.org/tpcc/>.
- [38] S. A. Weil, S. A. Brandt, E. L. Miller, D. D. E. Long, and C. Maltzahn. Ceph: A Scalable, High-Performance Distributed File System. In *Proc. of USENIX OSDI*, 2006.
- [39] X. Wu, Y. Xu, Z. Shao, and S. Jiang. LSM-trie: An LSM-tree-based Ultra-Large Key-Value Store for Small Data. In *Proc. of USENIX ATC*, 2015.
- [40] F. Xia, D. Jiang, J. Xiong, and N. Sun. HiKV: A Hybrid Index Key-Value Store for DRAM-NVM Memory Systems. In *Proc. of USENIX ATC*, 2017.
- [41] T. Yao, J. Wan, P. Huang, X. He, Q. Gui, F. Wu, and C. Xie. A Light-weight Compaction Tree to Reduce I/O Amplification toward Efficient Key-Value Stores. In *Proc. of IEEE MSST*, 2017.
- [42] Y. Yue, B. He, Y. Li, and W. Wang. Building an Efficient Put-Intensive Key-Value Store with Skip-Tree. *IEEE Trans. on Parallel and Distributed Systems*, 28(4):961–973, Apr 2017.
- [43] H. Zhang, M. Dong, and H. Chen. Efficient and Available In-memory KV-Store with Hybrid Eras-
sure Coding and Replication. In *Proc. of USENIX FAST*, 2016.