

RESEARCH ARTICLE

Heterogeneous Coupling between Interdependent Lattices Promotes the Cooperation in the Prisoner's Dilemma Game

Cheng-Yi Xia^{1,2*}, Xiao-Kun Meng^{1,2}, Zhen Wang^{3*}

1 Tianjin Key Laboratory of Intelligence Computing and Novel Software Technology, Tianjin University of Technology, Tianjin 300384, China, **2** Key Laboratory of Computer Vision and System (Ministry of Education), Tianjin University of Technology, Tianjin 300384, China, **3** Interdisciplinary Graduate School of Engineering Sciences, Kyushu University, Fukuoka, 816-8580, Japan

* xialooking@163.com (CX), zhengwang0@gmail.com (ZW)



OPEN ACCESS

Citation: Xia C-Y, Meng X-K, Wang Z (2015) Heterogeneous Coupling between Interdependent Lattices Promotes the Cooperation in the Prisoner's Dilemma Game. PLoS ONE 10(6): e0129542. doi:10.1371/journal.pone.0129542

Academic Editor: Luo-Luo Jiang, Wenzhou University, CHINA

Received: March 19, 2015

Accepted: May 11, 2015

Published: June 23, 2015

Copyright: © 2015 Xia et al. This is an open access article distributed under the terms of the [Creative Commons Attribution License](https://creativecommons.org/licenses/by/4.0/), which permits unrestricted use, distribution, and reproduction in any medium, provided the original author and source are credited.

Data Availability Statement: All relevant data are within the paper and its Supporting Information files.

Funding: This project is partially supported by the National Natural Science Foundation of China under grant no. 61374169, and Tianjin Training Plan of University Innovation Team under no. TD12-5016. CYX also acknowledges the financial support from the Scientific Research Foundation for the Returned Overseas Chinese Scholars (Ministry of Education). The funders had no role in study design, data collection and analysis, decision to publish, or preparation of the manuscript.

Abstract

In the research realm of game theory, interdependent networks have extended the content of spatial reciprocity, which needs the suitable coupling between networks. However, thus far, the vast majority of existing works just assume that the coupling strength between networks is symmetric. This hypothesis, to some extent, seems inconsistent with the ubiquitous observation of heterogeneity. Here, we study how the heterogeneous coupling strength, which characterizes the interdependency of utility between corresponding players of both networks, affects the evolution of cooperation in the prisoner's dilemma game with two types of coupling schemes (symmetric and asymmetric ones). Compared with the traditional case, we show that heterogeneous coupling greatly promotes the collective cooperation. The symmetric scheme seems much better than the asymmetric case. Moreover, the role of varying amplitude of coupling strength is also studied on these two interdependent ways. Current findings are helpful for us to understand the evolution of cooperation within many real-world systems, in particular for the interconnected and interrelated systems.

Introduction

Cooperation behavior is ubiquitous among social individuals ranging from micro-organisms to animals and human beings [1, 2], which, however, seems inconsistent with the prediction of Darwinian theory [3]. To resolve this issue, evolutionary game theory has become one of key paradigms behind many scientific disciplines [4, 5]. Borrowing from the analysis methods of statistical physics [6] and network science [7–11], network reciprocity is amongst the most well-known mechanisms that may sustain cooperation in evolutionary games [12]. That is to say, when players are arranged on the spatially structured topology and interact only with their direct neighbors, cooperation can survive by means of forming compact clusters, which minimizes the exploitation and protect those cooperative individuals located within the interior of such clusters [13]. After this seminal discovery, the role of spatial topology and its various

Competing Interests: The authors have declared that no competing interests exist.

underlying promotion mechanisms in evolutionary games have been intensively explored [14–17]. Typical examples include complex networks [18–22], the presence of mobile agents [23–26], the diversity between players [27–31], reward and punishment [32–37], co-evolutionary scenarios [38–44], to name but a few.

In spite of great accumulated progress, huge quantities of existing works simply assume that players have only interactions with others in the same network, which is actually inconsistent with the empirical observations. In reality, individuals are simultaneously the elements of more than one network in most, yet not all, natural and engineering systems [45, 46], and it thus becomes instructive going beyond the traditional isolated network theory and proposing a novel framework. The interdependent networks, defined as the combination class of interrelated networks in a nontrivial way, recently become a fundamental tool to quantitatively describe the interaction among networks as well as between these constituents [47]. This architecture is actually suggested in the research of network robustness, where even seemingly irrelevant changes in one network can have catastrophic and very much unexpected consequence in another network [48–50]. Along this way, interdependent network has become a hot topic of general interest, is extensively employed to study diverse subjects upon them, such as disease spreading and immunization [51–53], random walk [54, 55], traffic [56, 57], voting dynamics [58, 59] as well as the emergency and promotion of cooperation [60, 61].

With regard to game models on interdependent networks, the dynamic process between different networks are mainly coupled via utility function and strategy information transition [62]. In the pioneering work, Jin et al. proposed a fashion of symmetric utility: individual utility is composed of its own payoff and that of its counterpart from another network, which is controlled by coupling strength [63]. It is interestingly unveiled that cooperation will simultaneously be promoted below a critical threshold, but above which the phenomenon of symmetry breaking (namely, cooperation level is unequal again) takes place, which is induced by asynchronous expansion between heterogeneous strategy couples of both networks. Resorting to importance of synchronization across networks, another recent report [64] shows that simultaneous formation of correlated cooperator clusters on interdependent networks can enhance cooperation to a completely dominated level, which enriches the context of traditional network reciprocity. Besides, the utility function is further extended to biased coupling way [65], partially inter-correlated fashion as well as co-evolution between coupling strength and imitation ability [66]. While for information coupling, it can be assumed that individual decision depends on not only the payoff advantage of a neighbor but also how popular the adapting strategy in the network of its counterpart [67]. Furthermore, Attila and Perc also displayed that the excess correlation of players between two networks can promote the cooperation to an extremely high level [68]. Meanwhile, Jiang and Perc investigated the impact of external links between networks on the cooperation behavior, in which external links lie between a lattice and complex network (e.g., random or scale-free network), and the results revealed that an intermediate interdependence optimally facilitates the spreading of cooperative behaviour between groups [69].

If we look back upon the above-mentioned literatures, however, we can find a common characteristic: the coupling strength between networks is always homogeneous, irrespective of coupling fashion. While in the realistic life, heterogeneity plays a significant role in human behavior, even including the individual decision-making process [70]. An interesting question thus takes place: if there exists the heterogeneous coupling strength within the framework of interdependent networks, how does it affect the spatial reciprocity of cooperation? Aiming to answer this question, here we consider the heterogeneous coupling in interdependent networked games. It is unambiguously unveiled that increasing heterogeneity is beneficial for the dominance of cooperation yet may impede cooperation in some special conditions.

Methods and Models

We consider an evolutionary prisoner’s dilemma game that is characterized with the temptation to defect $T = b$ (the highest payoff received by a defector if playing against a cooperator), reward for mutual cooperation $R = 1$, and the punishment for mutual defection P as well as the sucker’s payoff S (the lowest payoff received by a cooperator if playing against a defector) equaling 0. As a standard practice, $1 < b \leq 2$ ensures a proper payoff ranking ($T > R > P \geq S$) and captures the essential social dilemma between individual and common interests [13]. The players are staged on two square lattices, each of size $L \times L$, where initially each player x is designated either as a cooperator ($s_x = C$) or defector ($s_x = D$) with the equal probability. Based on direct interactions with nearest neighbors, player x can obtain its accumulated payoff π_x . Due to the interdependence between networks, individual utilities used to determine fitness are determined by itself and its partner x' from another network (*i.e.*, via external links between corresponding players), in the mode $U_x = \pi_x + \alpha \times \pi_{x'}$. The parameter $0 \leq \alpha \leq 1$ represents the coupling strength (or the strength of external links), and consequentially, the larger its value, the higher the potential increase of utility of two players that are connected by the external link.

It is worth mentioning that the interdependence of two networks does not allow strategies to be transferred across networks. The game is thus iterated forward in accordance with the Monte Carlo simulation procedure comprising the following elementary steps. First, a randomly selected player x acquires its utility U_x by playing the game with its nearest neighbors and taking into account also the potential addition to the utility stemming from the possible external link. Next, one randomly chosen neighbor y also acquires its utility U_y in the same way. Lastly, player x attempts to adopt the strategy s_y from player y with a probability determined by the Fermi function

$$W(s_y \rightarrow s_x) = \frac{1}{1 + \exp[(U_x - U_y)/K]}, \tag{1}$$

where $K = 0.1$ quantifies the uncertainty related to the strategy adoption process [71]. During one full Monte Carlo step, each player on both networks has a chance to adopt one of the neighboring strategies once on average.

To incorporate individual heterogeneity into the coupling strength α , we can express the coupling strength α as follows

$$\alpha = A * \chi, \tag{2}$$

where χ denotes a uniformly distributed number in the interval $[-1,1]$, and $\int_{-1}^1 A\chi d\chi = 0$ ensures that the average value of coupling strength across both networks is zero. The tunable parameter A thus dictates the amplitude of coupling strength. Obviously, $A = 0$ decouples both networks and renders the traditional case to be recovered. The larger the value of A is, the stronger the heterogeneity of interdependency is. To mimick the realistic cases, Eq (2) can be divided into two cases as illustrated: the first case is the symmetric coupling (case I) that means the coupling strength between player x and its partner x' is the same (*i.e.*, $\alpha_x = \alpha_{x'}$); another one is the asymmetric coupling (case II), which is denoted as $\alpha_x \neq \alpha_{x'}$ (namely, the random number χ is different for x and x').

The results of Monte Carlo simulations presented below were obtained from $L = 200$ to 400 lattices. The key quantity, the fraction of cooperators F_C , was determined within the last 10^4 full MCS steps after sufficient long relaxation time steps are discarded. If not stated, the total number of MCS steps is assumed to $MCS = 5 \times 10^4$. Moreover, since the heterogeneous coupling may introduce additional disturbances, the final results were averaged over up to 20 independent realizations for each set of parameter values in order to assure suitable accuracy.

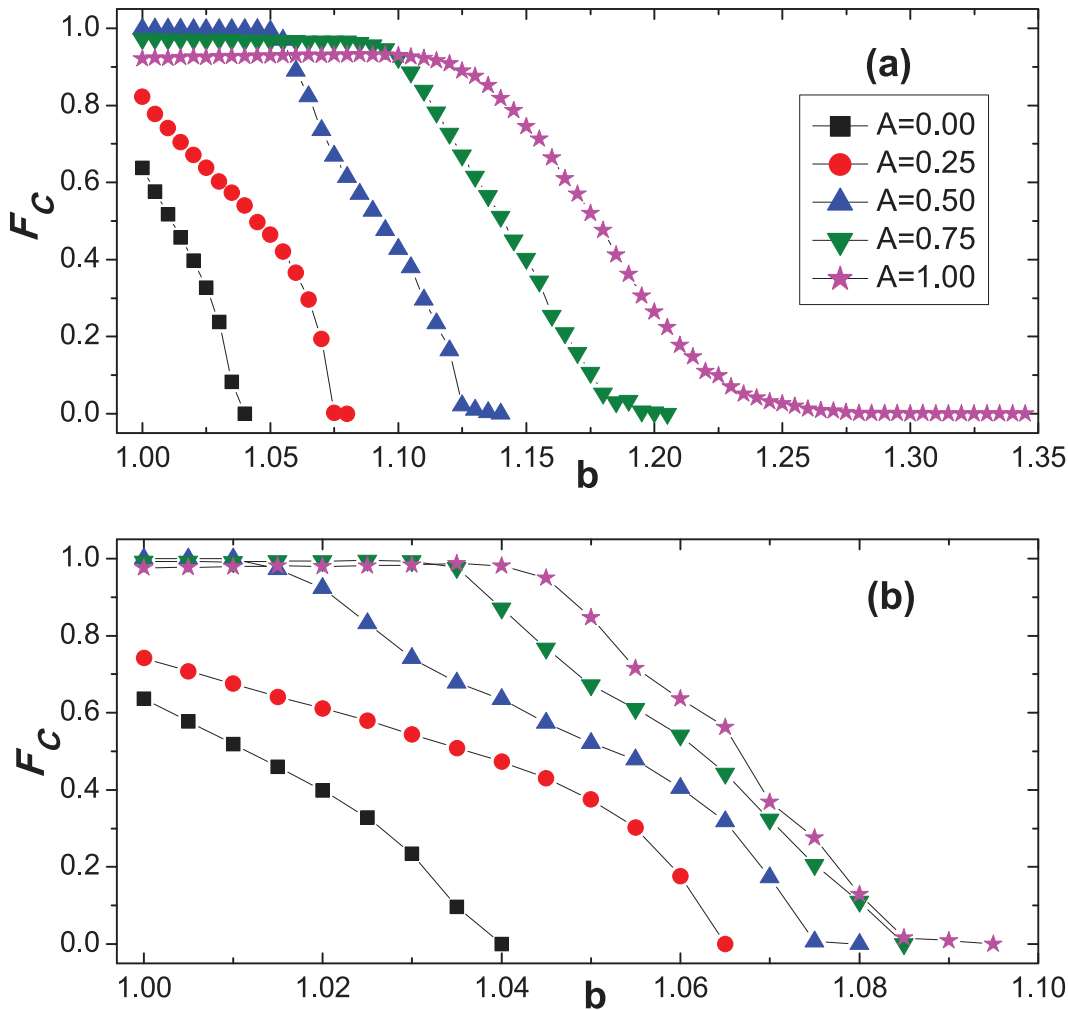


Fig 1. Stationary fraction of cooperators in the whole population (F_C) as a function of defection parameter (b) under different amplitude of coupling strength (A). On the top panel (a), corresponding players on two networks always have the same coupling strength which is taken from the interval $[-A, A]$ according to Eq (2), and the cooperation can be greatly promoted as A increases; On the bottom panel (b), corresponding players on two networks hold distinct coupling strengths which are independently derived from Eq (2), and the cooperation is also promoted but the enhancement level is much smaller than that in the top panel. Other parameters are set to be $L = 200$ and $K = 0.1$.

doi:10.1371/journal.pone.0129542.g001

Simulation Results

To begin with, we examine how cooperation varies under the heterogeneous interdependency or coupling strength A . Fig 1 depicts the fraction of cooperators (F_C) as a dependence on b for different values of A . Compared with the traditional uncoupled case (namely, $A = 0$), it is clear that the increment of A will totally promote cooperation, irrespective of symmetric or asymmetric coupling. Moreover, the critical value b_C , indicating the disappearance of cooperation, also enhances with A increasing. Since the larger A denotes stronger interdependence heterogeneity between networks, the observations suggest the consideration of both heterogeneous coupling promotes the evolution of cooperation, which further extends the content of interdependent network reciprocity [64].

Except for the joint advancement of cooperation level, we can also capture some difference for both heterogeneous coupling schemes. Compared with the case II, it is explicit that the

elevation effect of case I is more pronounced, which means that cooperation becomes more robust and cooperators can resist the exploitation of defectors better. Under case I, the coupling strength between corresponding partners is symmetric, and the symmetric utility can easily render the corresponding agents to attain the consensus strategy. On the contrary, in case II, the interdependency values between each pair of players are independently taken from the uniform interval $[-A, A]$, and the utility will be asymmetrically calculated and it is difficult to arrive at the coordination state.

To further understand the origin of cooperation created by this type of interdependency, we explore the dynamical evolution of fraction of cooperation on two interdependent networks. Fig 2 presents the time course of cooperation fraction (F_C) and the percentage of cooperative pairs (f_{CC}). Here, the cooperative pair (CC) means that a player at one lattice is a cooperator and the corresponding partner on the other lattice is also a cooperator. Similarly, we can define the cooperator-defector pair (CD, it means that a player on one lattice is a cooperator and corresponding partner is a defector on the other lattice) and defector-defector pair (DD, it points out that two matching players are both defectors on these two networks). Among them, the left three panels [from Fig 2a–2c] characterize the evolution of F_C and f_{CC} under case I. We can clearly observe that, on one hand, the dynamical evolution of fraction of cooperators (F_C) for two lattices can almost keep strictly consistent at each MCS step since the utility calculation of an individual equally considers the contribution from the payoff of corresponding partner; on the other hand, the evolutionary trend of F_C is qualitatively in step with that of f_{CC} . In fact, we can also record the evolution of fraction of other strategy pairs (i.e., f_{CD} or f_{DD}) during the Monte Carlo simulation (although f_{CD} and f_{DD} are not shown here), and find that only the evolution of f_{CC} dominates the cooperative behaviors on these two interdependent networks. In addition, there is also a subtle phenomenon to be noted that an optimal amplitude A exists here for the smaller defection parameter $b = 1.05$, and $A = 0.5$ leads to the highest fraction of cooperators which well agrees with the result in Fig 1.

At the same time, the right three panels [from Fig 2d–2f] illustrate the dynamical evolution of cooperation under the case II. Here, any pair of partners on two lattices will asymmetrically integrate the payoff from the opposite one into the fitness computation of focal player, and the fraction of cooperators (F_C) cannot completely fall into step with each other. However, the qualitative tendency is always kept to be consistent for F_C on two lattices, and thus the total fraction of cooperators will be obtained by averaging the fraction of cooperators on these two lattices as described in Fig 1. Again, it is also shown that the dynamical evolution of F_C can qualitatively hold the same behavior as the fraction of cooperative pairs f_{CC} . These results indicate that the evolution of cooperation between these two interdependent lattices is dictated by the CC strategy pairs.

To illustrate the evolution of cooperation in depth, we depict the characteristic snapshots of cooperators and defectors for various scenarios after enough time steps in Fig 3. In this figure, the first two rows of panels characterize the distribution of cooperators and defectors on two layered lattices, in which the coupling strength is independently set among players within each lattice according to Eq (2), that is, case II. Under this case, when $A = 0$, the system is reduced into two traditional lattices, all players cannot resist the temptation of defection and evolve into the full defection state on these two lattices. However, when $A > 0$, the evolutionary state can have a chance to escape from the fate of full defection and cooperators can organize into some cooperative clusters to avoid the employment of defectors. Thus, it is indicated that integrating the payoff from the corresponding player on the other lattice into the focal player's fitness evaluation helps to promote the cooperation. Meanwhile, the clusters become larger and larger as A increases, and even a strongly connected giant component is created so that only the sporadic defectors exist in the upper and lower lattices when $A = 1.0$. Likely, the bottom

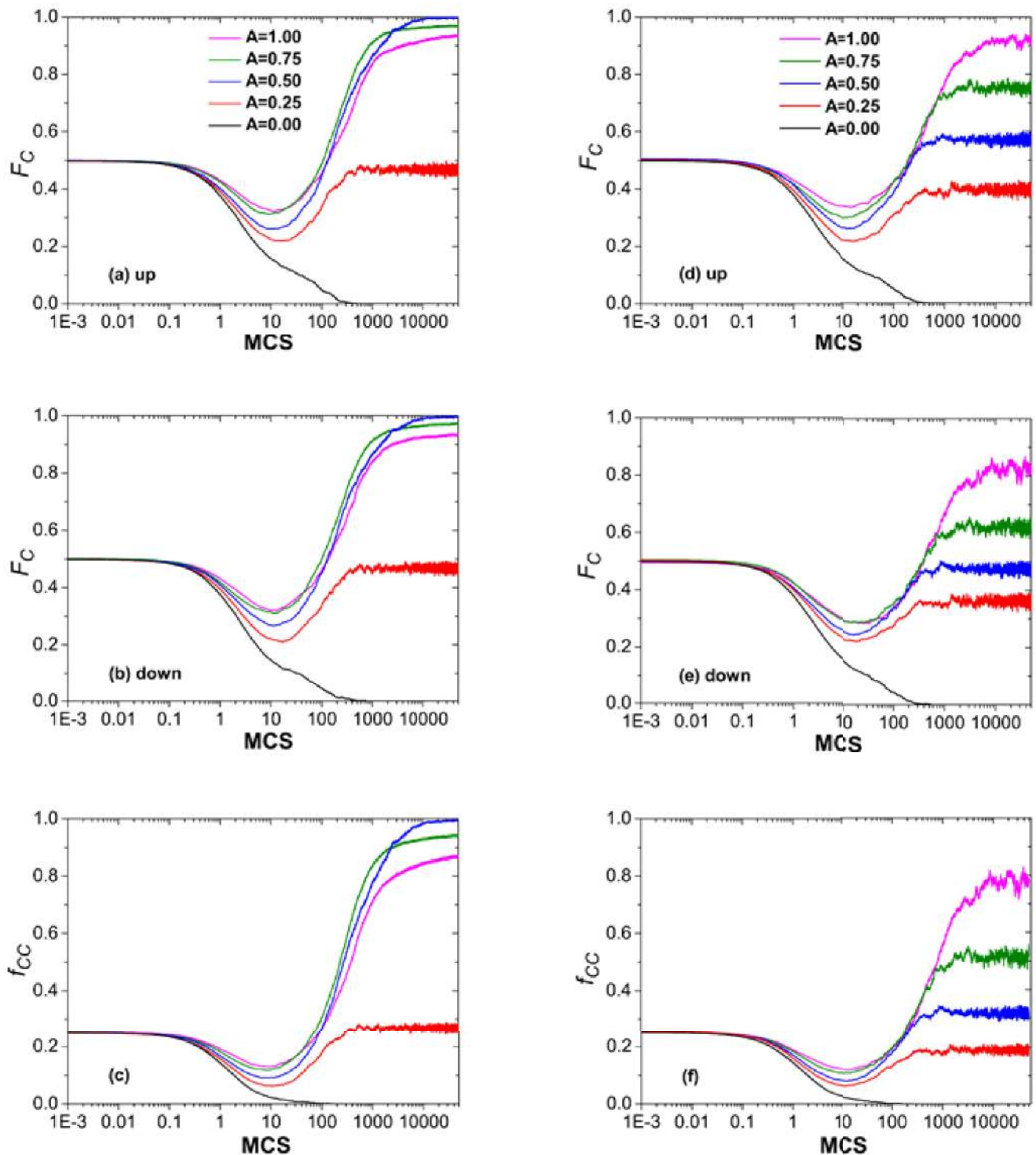


Fig 2. Time evolution of fraction of cooperators and cooperative pairs between two interdependent networks. The left three panels (a, b, c) depict the time course of evolution under the case I, where the corresponding players hold the same interdependency taken from the interval $[-1, 1]$ (i.e., $A = 1$) according to Eq (2). Panel (a) and (b) denote the fraction of cooperators on the upper lattice and lower one, respectively, and panel (c) represents the fraction of cooperative pairs which means the corresponding players are both cooperators on these two lattices. While for the case II in which each individual takes the interdependency value between -1 and 1 , the right three panels, from panel (d) to (f), describe the time evolution of corresponding quantities. The defection parameter b is fixed to be $b = 1.05$, other parameters are set to be $L = 200$ and $K = 0.1$.

doi:10.1371/journal.pone.0129542.g002




Fig 3. Characteristic patterns between cooperators and defectors on two interdependent lattices at MCS = 50000 when A is changed from 0 to 1.0. The panels for the first two rows denote the distribution of cooperators and defectors for the upper lattice and lower lattice in the case II; while the bottom two rows of panels represent the evolutionary patterns of players for the case I. In all these panels, red dots stand for cooperators and green dots represent defectors. From these figures, it is clearly shown that the fraction of cooperators is largely enhanced as A increases, meanwhile the cooperative pairs (C-C type coupling way) have the predominant advantage and dominate the evolutionary behavior on interdependent lattices. In particular, the designating way of the coupling strength between players on interdependent lattices can also affect the evolution of cooperation. The simulation parameters are set as follows: MCS = 50000, $b = 1.05$, $L = 200$ and $K = 0.1$, and A is varied from 0 to 1.0 with the step length 0.25 (from the left panels to the right ones).

doi:10.1371/journal.pone.0129542.g003

two lines of panels describe the evolutionary patterns where the coupling strength is set to be same for corresponding players on two interdependent lattices, that is, case I. It is explicitly observed that the cooperation can be further elevated when compared to the case II, and an interesting phenomenon different from the case II is that the optimal A exists when $A > 0$ varies, and the current result is again consistent with the above-mentioned results. In the same manner, $A = 0$ leads to two independent traditional lattices.

In order to highlight the role of cooperative pairs (CC) in the evolution of cooperation on interdependent networks, we delineate the characteristic patterns at the last time step for different initial distribution of cooperators and defectors in Figs 4 and 5. Unlike the traditional setup, each player can take the C or D strategy with the identical possibility, here 40×40 players at the heart areas are cooperators at the upper and/or lower lattice and the rest ones are defectors. In Fig 4, the corresponding players between two lattices hold the same coupling strength mutually, and we can observe that the cooperation can persist only if the players in




Fig 4. For a specific initial setup, characteristic patterns between cooperators and defectors on two interdependent lattices at MCS = 1 and MCS = 50000 under case I. In all panels, red dots represent cooperators and green dot denote defectors. For the left four panels, central cooperators are initially set on upper and lower lattices at the same time; only cooperators exist on the center of upper lattices in the middle four panels; while cooperators merely exist on the center of lower lattices in the right four panels. However, the coupling strength for each pair of players on two lattices is set to be equal, in which the coupling strength is taken from Eq (2). It is clearly indicated that cooperative pairs support the emergence of cooperation on interdependent networks. From left to right, the only difference lies that initial conditions are set as different parameter deployments between cooperators and defectors. The simulation parameters are set as follows: MCS = 50000, $b = 1.05$, $L = 200$, $K = 0.1$ and $A = 0.5$.

doi:10.1371/journal.pone.0129542.g004




Fig 5. For a specific initial setup, the characteristic patterns between cooperators and defectors on two interdependent lattices at MCS = 1 and MCS = 50000 under case II. In all panels, red dots represent cooperators and green dot denote defectors. For the left four panels, central cooperators are initially set on upper and lower lattices at the same time; only cooperators exist on the center of upper lattices in the middle four panels; while only cooperators exist on the center of lower lattices in the right four panels. Here, the coupling strength for each player is independently assigned from Eq (2). Likewise, the coupling of C-C type setup facilitate the evolution of cooperation on interdependent networks, and only that the fraction of cooperators is slightly less than that under the case I. The simulation parameters are still set to be: MCS = 50000, $b = 1.05$, $L = 200$, $K = 0.1$ and $A = 0.5$.

doi:10.1371/journal.pone.0129542.g005

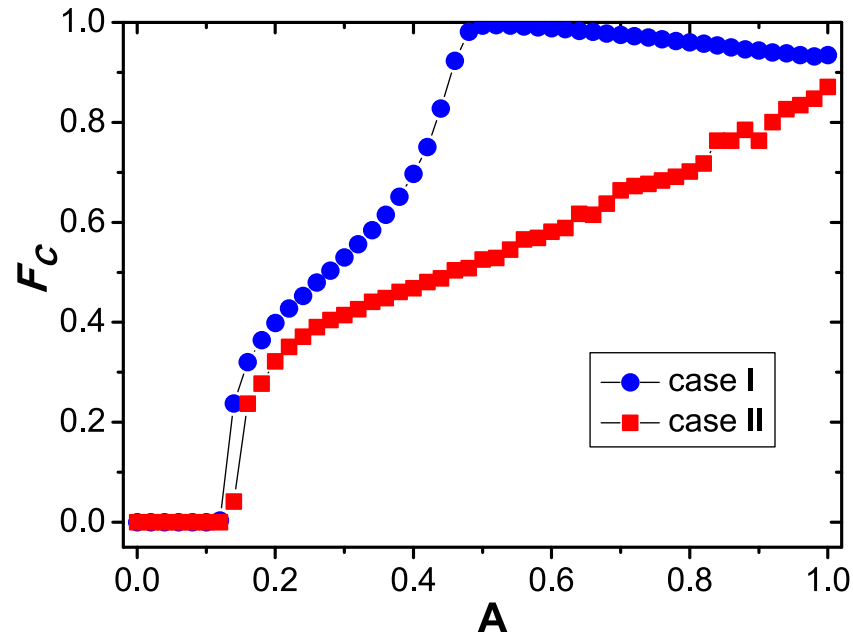


Fig 6. Relationship between the fraction of cooperators and the amplitude of coupling strength at a fixed defection parameter. In the whole, the tendency is that the cooperation will be elevated as A increases. However, under the symmetric case (*i.e.*, case I), the optimal amplitude of coupling strength exists, but the asymmetric scenario (case II) leads to the monotonic variation of cooperation as coupling strength grows. The parameter setup is still set to be: $MCS = 50000$, $b = 1.05$, $L = 200$ and $K = 0.1$.

doi:10.1371/journal.pone.0129542.g006

the central areas are both set to be cooperators on these two lattices, as shown in the left four panels. While for the middle or right four panels, it can be seen that the defectors will take over the whole system when only central players at the upper or lower lattice are set to be cooperators. Thus, the coupling between cooperators on these two interdependent lattices is the key to the evolution of cooperation. Similar phenomena can be identified in Fig 5 where corresponding agents independently take the value of coupling strength from Eq (2), and again validates the fact that the cooperative pairs (CC pairs) facilitate the cooperation behavior. The only difference is that the cooperation level under this case is much lower than that in case I.

Additionally, we investigate the effect of amplitude of coupling strength (A) on the cooperation at a fixed defection parameter. In Fig 6, the fraction of cooperators (F_C) is plotted as a function of A when b is set to be 1.05. It is indicated that the cooperation can be promoted if A is beyond a specific critical threshold (A_c). In reality, the coupling strength will be very small and can only integrate a very low percentage of payoff of corresponding player into the fitness value if A is less than A_c , at this time the cooperation cannot be promoted and the full defection is arrived at. However, when A transcends over A_c , the cooperation level can be greatly elevated for two types of coupling schemes with increasing A . An interesting phenomenon is found that the highest fraction of cooperator emerges at $A \approx 0.5$ under the case I, where the full cooperation is almost reached within the whole population. Nevertheless, F_C will continue to expand for the second coupling mechanism when A adds up to the maximum ($A = 1$), that is, there is no optimal effect concerning the cooperation. It is also worthy to be remarked that at any given value of A , the level of cooperation for the first fitness evaluation method (case I) will always be higher than that under the second scheme (case II). For this reason, the corresponding players

on two interdependent lattices own the same coupling strength and resulting cooperative pairs with large coupling values may exist, which will greatly facilitate the evolution of cooperation. The current simulation again points out the origin of cooperation on the interdependent circumstances, and adding the payoff from the corresponding one on the other lattice into the utility estimation for the focal player on the one lattice is conducive to shedding some lights on the emergence and persistence of cooperation.

Conclusions and Discussions

To summarize, the impact of network interdependency, which is quantified and characterized by the coupling between the payoff of corresponding partners on two interdependent lattices, on the evolution of cooperation in the spatial prisoner's dilemma game is studied here in detail. In the current setup, we calculate an individual fitness by combing his/her own payoff on one lattice and the payoff from the corresponding partner on the other one, that is, the players will be virtually interrelated with or dependent on each other through the evaluation of fitness. However, the coupling strength is not a constant among player within the whole population, which is often assumed for most works regarding interdependent networked game at present, but uniformly taken from a specific interval $[-A, A]$ according to [Eq \(2\)](#). Furthermore, we consider two different coupling schemes for the players on these two interdependent lattices. The first case is that the corresponding players on two lattices are hypothesized to hold the equal coupling strength (case I—the symmetric case) which is a random value between $-A$ and A ; In the second case, each player in the system independently and stochastically takes the value based on [Eq \(2\)](#), that is, the corresponding partners on two lattices may hold a completely different coupling strength (case II—the asymmetric case). Extensive simulations indicate that the interdependency or the coupling between players on two lattices can largely enhance the cooperation level within the whole population. Meanwhile, characteristic snapshots and cluster analysis point out that the cooperative pairs between corresponding partners on two lattices drives the evolution of cooperation. In addition, the symmetric coupling strength setup (case I) leads to the higher cooperation when compared to the asymmetric (case II), that is, the asymmetric coupling loses the evolutionary advantage. Our results convincingly demonstrated that the emergence or persistence of cooperation within many real-world systems can be accounted for by the interdependency between meta-populations or sub-systems, which deserves to be deeply explored in the future.

Author Contributions

Conceived and designed the experiments: CYX ZW. Performed the experiments: CYX XKM ZW. Analyzed the data: CYX XKM ZW. Contributed reagents/materials/analysis tools: CYX ZW. Wrote the paper: CYX ZW.

References

1. Maynard Smith J (1982) *Evolution and the Theory of Games*. Cambridge, UK: Cambridge University.
2. Axelrod R (2006) *The Evolution of Cooperation* (Basic Books; New York).
3. Darwin C (1859) *The Origin of Species*. Cambridge, MA: Harvard University Press (Reprinted, 1964).
4. Gintis H (2000) *Game Theory Evolving*. Princeton, NJ: Princeton University Press.
5. Nowak MA (2006) *Evolutionary Dynamics: Exploring the equations of life*. Cambridge, MA: Harvard University Press.
6. Castellano C, Fortunato S, Loreto V (2009) Statistical physics of social dynamics. *Rev Mod Phys* 81: 591–646. doi: [10.1103/RevModPhys.81.591](https://doi.org/10.1103/RevModPhys.81.591)
7. Albert R, Barabási AL (2002) Statistical mechanics of complex networks. *Rev Mod Phys* 74: 47–97. doi: [10.1103/RevModPhys.74.47](https://doi.org/10.1103/RevModPhys.74.47)

8. Boccaletti S, Latora V, Moreno Y, Chavezf M, Hwang DU (2006) Complex networks: structure and dynamics. *Phys Rep* 424: 175–308. doi: [10.1016/j.physrep.2005.10.009](https://doi.org/10.1016/j.physrep.2005.10.009)
9. Li X, Shi Y, Wei M, Li J (2014) On a conjecture about tricyclic graphs with maximal energy. *MATCH Commun Math Comput Chem* 72: 183–214.
10. Ji S, Li X, Shi Y (2013) The extremal matching energy of bicyclic graphs. *MATCH Commun Math Comput Chem* 70: 697–706.
11. Li X, Li Y, Shi Y, Gutman I (2013) Note on the HOMO-LUMO index of graphs. *MATCH Commun Math Comput Chem* 70: 85–96.
12. Nowak MA (2006) Five rules for the evolution of cooperation. *Science* 314: 1560–1563. doi: [10.1126/science.1133755](https://doi.org/10.1126/science.1133755) PMID: [17158317](https://pubmed.ncbi.nlm.nih.gov/17158317/)
13. Nowak MA, May RM. Evolutionary games and spatial chaos, *Nature* 1992; 359: 826–829. doi: [10.1038/359826a0](https://doi.org/10.1038/359826a0)
14. Hauert C, Doebeli M (2004) Spatial structure often inhibits the evolution of cooperation in the snowdrift game. *Nature* 428: 643–646. doi: [10.1038/nature02360](https://doi.org/10.1038/nature02360) PMID: [15074318](https://pubmed.ncbi.nlm.nih.gov/15074318/)
15. Sysi-Aho M, Saramäki J, Kertész J, Kaski K. Spatial snowdrift game with myopic agents. *Eur Phys J B* 2005; 44: 129–135. doi: [10.1140/epjb/e2005-00108-5](https://doi.org/10.1140/epjb/e2005-00108-5)
16. Szabó G, Fáth G (2007). Evolutionary games on graphs, *Phys Rep* 446: 97–216. doi: [10.1016/j.physrep.2007.04.004](https://doi.org/10.1016/j.physrep.2007.04.004)
17. Roca CP, Cuesta JA, Sánchez A (2009) Evolutionary game theory: Temporal and spatial effects beyond replicator dynamics. *Phys Life Rev* 6: 208–249. doi: [10.1016/j.plrev.2009.08.001](https://doi.org/10.1016/j.plrev.2009.08.001) PMID: [20416850](https://pubmed.ncbi.nlm.nih.gov/20416850/)
18. Abramson G, Kuperman M (2001) Social games in a social network. *Phys Rev E* 63:030901(R). doi: [10.1103/PhysRevE.63.030901](https://doi.org/10.1103/PhysRevE.63.030901)
19. Tomassini M, Luthi L, Giacobini M (2006) Hawks and doves on small-world networks. *Phys Rev E* 73: 016132. doi: [10.1103/PhysRevE.73.016132](https://doi.org/10.1103/PhysRevE.73.016132)
20. Santos FC, Pacheco JM (2005) Scale-free networks provide a unifying framework for the emergence of cooperation. *Phys Rev Lett* 95: 098104. doi: [10.1103/PhysRevLett.95.098104](https://doi.org/10.1103/PhysRevLett.95.098104) PMID: [16197256](https://pubmed.ncbi.nlm.nih.gov/16197256/)
21. Gómez-Gardeñes J, Campillo M, Moreno Y, Floría LM (2007) Dynamical organization of cooperation in complex networks. *Phys Rev Lett* 98: 108103. doi: [10.1103/PhysRevLett.98.108103](https://doi.org/10.1103/PhysRevLett.98.108103) PMID: [17358570](https://pubmed.ncbi.nlm.nih.gov/17358570/)
22. Xia CY, Meloni S, Perc M, Moreno Y (2015) Dynamic instability of cooperation due to diverse activity patterns in evolutionary social dilemmas. *EPL* 109: 58002. doi: [10.1209/0295-5075/109/58002](https://doi.org/10.1209/0295-5075/109/58002)
23. Vainstein MH, Silva ATC, Arenzon JJ (2007) Does mobility decrease cooperation? *J Theor Biol* 244: 722C728. doi: [10.1016/j.jtbi.2006.09.012](https://doi.org/10.1016/j.jtbi.2006.09.012)
24. Helbing D, Yu W (2009) The outbreak of cooperation among success-driven individuals under noisy conditions. *Proc Natl Acad Sci USA* 106: 3680–3685. doi: [10.1073/pnas.0811503106](https://doi.org/10.1073/pnas.0811503106) PMID: [19237576](https://pubmed.ncbi.nlm.nih.gov/19237576/)
25. Roca CP, Helbing D (2011) Emergence of social cohesion in a model society of greedy, mobile individuals. *Proc Natl Acad Sci USA* 108: 11370–11374. doi: [10.1073/pnas.1101044108](https://doi.org/10.1073/pnas.1101044108) PMID: [21709245](https://pubmed.ncbi.nlm.nih.gov/21709245/)
26. Xia CY, Meloni S, Moreno Y (2012) Effects of environmental knowledge on cooperation and agglomeration in spatial PGG games. *Adv Compl Sys* 15: 1250056. doi: [10.1142/S0219525912500567](https://doi.org/10.1142/S0219525912500567)
27. Santos FC, Santos MD, Pacheco JM (2008) Social diversity promotes the emergence of cooperation in public goods games. *Nature* 454: 213–216. doi: [10.1038/nature06940](https://doi.org/10.1038/nature06940) PMID: [18615084](https://pubmed.ncbi.nlm.nih.gov/18615084/)
28. Perc M, Szolnoki A (2008) Social diversity and promotion of cooperation in the spatial prisoner's dilemma game. *Phys Rev E* 77: 011904. doi: [10.1103/PhysRevE.77.011904](https://doi.org/10.1103/PhysRevE.77.011904)
29. Szabó G and Szolnoki A (2009) Cooperation in spatial prisoner's dilemma with two types of players for increasing number of neighbors. *Phys Rev E* 79: 016106. doi: [10.1103/PhysRevE.79.016106](https://doi.org/10.1103/PhysRevE.79.016106)
30. Droz M, Szwabiński J, Szabó G (2009) Motion of influential players can support cooperation in Prisoners Dilemma. *Eur Phys J B* 71: 579–585. doi: [10.1140/epjb/e2009-00160-1](https://doi.org/10.1140/epjb/e2009-00160-1)
31. Zhu CJ, Sun SW, Wang L, Ding S, Wang J, Xia CY (2014) Promotion of cooperation due to diversity of players in the spatial public goods game with increasing neighborhood size. *Physica A* 406: 145–154. doi: [10.1016/j.physa.2014.03.035](https://doi.org/10.1016/j.physa.2014.03.035)
32. Sigmund K, Hauert C, Nowak MA (2001) Reward and punishment. *Proc Natl Acad Sci USA* 98: 10757–10762. doi: [10.1073/pnas.161155698](https://doi.org/10.1073/pnas.161155698) PMID: [11553811](https://pubmed.ncbi.nlm.nih.gov/11553811/)
33. Fehr E, Gächter S (2002) Altruistic punishment in humans. *Nature* 415: 137–140. doi: [10.1038/415137a](https://doi.org/10.1038/415137a) PMID: [11805825](https://pubmed.ncbi.nlm.nih.gov/11805825/)

34. Jiménez R, Lugo H, Cuesta JA, Sánchez A (2008) Emergence and resilience of cooperation in the spatial prisoner's dilemma via a reward mechanism. *J Theor Bio* 250: 475–483. doi: [10.1016/j.jtbi.2007.10.010](https://doi.org/10.1016/j.jtbi.2007.10.010)
35. Gneezy A, Fessler DMT (2012) Conflict, sticks and carrots: war increases prosocial punishments and rewards. *Proc R Soc B* 279: 219–223. doi: [10.1098/rspb.2011.0805](https://doi.org/10.1098/rspb.2011.0805) PMID: [21653590](https://pubmed.ncbi.nlm.nih.gov/21653590/)
36. Szolnoki A, Perc M (2010) Reward and cooperation in the spatial public goods game. *EPL* 92: 38003. doi: [10.1209/0295-5075/92/38003](https://doi.org/10.1209/0295-5075/92/38003)
37. Wang Z, Xia CY, Meloni S, Zhou CS, Moreno Y (2013) Impact of social punishment on cooperative behaviors in complex networks. *Sci Rep* 3: 3095. doi: [10.1038/srep03095](https://doi.org/10.1038/srep03095) PMID: [24172838](https://pubmed.ncbi.nlm.nih.gov/24172838/)
38. Perc M, Szolnoki A (2010) Coevolutionary games-A mini review. *BioSystems* 99: 109–125. doi: [10.1016/j.biosystems.2009.10.003](https://doi.org/10.1016/j.biosystems.2009.10.003) PMID: [19837129](https://pubmed.ncbi.nlm.nih.gov/19837129/)
39. Tanimoto J (2009) Promotion of cooperation through co-evolution of networks and strategy in a 2 × 2 game. *Physica A* 388: 953–960. doi: [10.1016/j.physa.2008.11.023](https://doi.org/10.1016/j.physa.2008.11.023)
40. Ebel H, Bornholdt S (2002) Coevolutionary games on networks. *Phys Rev E* 66: 056118. doi: [10.1103/PhysRevE.66.056118](https://doi.org/10.1103/PhysRevE.66.056118)
41. Perc M, Szolnoki A (2008) Coevolution of teaching activity promotes cooperation. *New J Phys* 10: 043036 doi: [10.1088/1367-2630/10/4/043036](https://doi.org/10.1088/1367-2630/10/4/043036)
42. Fu F, Wang L, Nowak MA, Hauert C (2009) Evolutionary dynamics on graphs: Efficient method for weak selection. *Phys Rev E* 79: 046707. doi: [10.1103/PhysRevE.79.046707](https://doi.org/10.1103/PhysRevE.79.046707)
43. Wang L, Wang J, Guo BH, Ding S, Li YK, Xia CY (2014) Effects of benefit-inspired network coevolution on spatial reciprocity in the prisoners dilemma game. *Chaos, Solitons & Fractals* 66, 9–16 doi: [10.1016/j.chaos.2014.04.011](https://doi.org/10.1016/j.chaos.2014.04.011)
44. Zimmermann MG, Eguíluz VM, San Miguel M (2004) Coevolution of dynamical states and interactions in dynamic networks. *Phys Rev E* 69: 065102(R). doi: [10.1103/PhysRevE.69.065102](https://doi.org/10.1103/PhysRevE.69.065102)
45. Boccaletti S, Bianconi G, Criado R, Genio C-I, Gómez-Gardeñs J, Romance M, et al (2014) The structure and dynamics of multiplayer networks. *Phys Rep* 544: 1–122. doi: [10.1016/j.physrep.2014.07.001](https://doi.org/10.1016/j.physrep.2014.07.001)
46. Kivelä M, Arenas A, Barthélemy M, Gleeson LP, Moreno Y (2014) Multilayer networks. *J Complex Networks* 2: 203–271. doi: [10.1093/comnet/cnu016](https://doi.org/10.1093/comnet/cnu016)
47. Gao J, Buldyrev SV, Stanley HE, Havlin S (2012) Networks formed from interdependent networks. *Nat Phys* 8: 40–48. doi: [10.1038/nphys2180](https://doi.org/10.1038/nphys2180)
48. Buldyrev SV, Parshani R, Paul G, Stanley HE, Havlin S (2010) Catastrophic cascade of failures in interdependent networks. *Nature* 464: 1025–1028. doi: [10.1038/nature08932](https://doi.org/10.1038/nature08932) PMID: [20393559](https://pubmed.ncbi.nlm.nih.gov/20393559/)
49. Baxter GJ, Dorogovtsev SN, Goltsev AV, Mendes JFF (2012) Avalanche collapse of interdependent networks. *Phys Rev Lett* 109: 248701. doi: [10.1103/PhysRevLett.109.248701](https://doi.org/10.1103/PhysRevLett.109.248701) PMID: [23368399](https://pubmed.ncbi.nlm.nih.gov/23368399/)
50. Huang X, Gao J, Buldyrev SV, Havlin S, Stanley HE (2011) Robustness of interdependent networks under targeted attack. *Phys Rev E* 83: 065101. doi: [10.1103/PhysRevE.83.065101](https://doi.org/10.1103/PhysRevE.83.065101)
51. Granell C, Gmez S, Arenas A (2013) Dynamical interplay between awareness and epidemic spreading in multiplex networks. *Phys Rev Lett* 111 (12): 128701. doi: [10.1103/PhysRevLett.111.128701](https://doi.org/10.1103/PhysRevLett.111.128701) PMID: [24093306](https://pubmed.ncbi.nlm.nih.gov/24093306/)
52. Sanz J, Xia CY, Meloni S, Moreno Y (2014) Dynamics of interacting diseases. *Phys Rev X* 4(4): 041005.
53. Son SW, Bizhani G, Christensen C, Grassberger P, Paczuski M (2012) Percolation theory on interdependent networks based on epidemic spreading. *EPL* 97 (1): 16006. doi: [10.1209/0295-5075/97/16006](https://doi.org/10.1209/0295-5075/97/16006)
54. Romance M, Sola L, Flores J, Garcia E, Del Amo AG, Criado R (2014) A perron-frobenius theory for block matrices associating to multiplex networks. *arXiv preprint*: 1411.7557.
55. De Domenico M, Solé-Ribalta A, Gómez S, Arenas A (2013) Random walks on multiplex networks. *arXiv preprint*: 1306.0519.
56. Tang L, Wang X, Liu H (2012) Community detection via heterogeneous interaction analysis. *Data Min Knowl Discov* 25 (1): 1–33. doi: [10.1007/s10618-011-0231-0](https://doi.org/10.1007/s10618-011-0231-0)
57. Ansari A, Koenigsberg O, Stahl F (2011) Modeling multiple relationships in social networks. *J Marketing Res* 48: 713–728. doi: [10.1509/jmkr.48.4.713](https://doi.org/10.1509/jmkr.48.4.713)
58. Masuda N (2014) Voter model on the two-clique graph. *arXiv preprint*: 1403.4763.
59. Stark HU, Tessone CJ, Schweitzer F (2008) Decelerating microdynamics can accelerate macrodynamics in the voter model. *Phys Rev Lett* 101: 018701. doi: [10.1103/PhysRevLett.101.018701](https://doi.org/10.1103/PhysRevLett.101.018701) PMID: [18764160](https://pubmed.ncbi.nlm.nih.gov/18764160/)

60. Xia CY, Miao Q, Wang J, Ding S (2014). Evolution of cooperation in the travelers dilemma game on two coupled lattices. *Applied Mathematics and Computation* 246: 389–398. doi: [10.1016/j.amc.2014.08.006](https://doi.org/10.1016/j.amc.2014.08.006)
61. Meng XK, Xia CY, Gao ZK, Wang L, Sun SW (2015) Spatial prisoners' dilemma games with increasing neighborhood size and individual diversity on two interdependent lattices. *Phys Lett A* 379: 767–773. doi: [10.1016/j.physleta.2014.12.051](https://doi.org/10.1016/j.physleta.2014.12.051)
62. Gómez-Gardeñs J, Gracia-Lázaro C, Floría LM, Moreno Y (2012) Evolutionary dynamics on interdependent populations. *Phys Rev E* 86: 056113. doi: [10.1103/PhysRevE.86.056113](https://doi.org/10.1103/PhysRevE.86.056113)
63. Jin Q, Wang L, Xia C-Y, Wang Z (2014) Spontaneous symmetry breaking in interdependent networked game. *Sci Rep* 4: 4095. doi: [10.1038/srep04095](https://doi.org/10.1038/srep04095) PMID: [24526076](https://pubmed.ncbi.nlm.nih.gov/24526076/)
64. Wang Z, Szolnoki A, Perc M (2013) Interdependent network reciprocity in evolutionary games. *Sci Rep* 3: 1183. doi: [10.1038/srep01183](https://doi.org/10.1038/srep01183) PMID: [23378915](https://pubmed.ncbi.nlm.nih.gov/23378915/)
65. Wang Z, Szolnoki A, Perc M (2012) Evolution of public cooperation on interdependent networks: The impact of biased utility functions. *EPL* 97: 48001. doi: [10.1209/0295-5075/97/48001](https://doi.org/10.1209/0295-5075/97/48001)
66. Wang Z, Szolnoki A, Perc M (2013) Optimal interdependence between networks for the evolution of cooperation. *Sci Rep* 3: 2470. doi: [10.1038/srep02470](https://doi.org/10.1038/srep02470) PMID: [23959086](https://pubmed.ncbi.nlm.nih.gov/23959086/)
67. Wang Z, Szolnoki A, Perc M (2014) Self-organization towards optimally interdependent networks by means of coevolution. *New J Phys* 16: 033041. doi: [10.1088/1367-2630/16/3/033041](https://doi.org/10.1088/1367-2630/16/3/033041)
68. Szolnoki A, Perc M (2013) Information sharing promotes prosocial behaviour. *New J Phys* 15: 053010. doi: [10.1088/1367-2630/15/5/053010](https://doi.org/10.1088/1367-2630/15/5/053010)
69. Jiang LL, Perc M (2013) Spreading of cooperative behaviour across interdependent groups. *Sci Rep* 3: 2483. doi: [10.1038/srep02483](https://doi.org/10.1038/srep02483) PMID: [23963495](https://pubmed.ncbi.nlm.nih.gov/23963495/)
70. Perc M, Wang Z (2010) Heterogeneous aspirations promote cooperation in the prisoners dilemma game. *PLoS ONE* 5: e15117. doi: [10.1371/journal.pone.0015117](https://doi.org/10.1371/journal.pone.0015117) PMID: [21151898](https://pubmed.ncbi.nlm.nih.gov/21151898/)
71. Szabó G, Töke C (1998) Evolutionary prisoner's dilemma game on a square lattice. *Phys Rev E* 58: 69–73. doi: [10.1103/PhysRevE.58.69](https://doi.org/10.1103/PhysRevE.58.69)