

Hiding Satisfying Assignments: Two are Better than One

Dimitris Achlioptas

*Microsoft Research
Redmond, Washington*

OPTAS@MICROSOFT.COM

Haixia Jia

*Computer Science Department
University of New Mexico*

HJIA@CS.UNM.EDU

Cristopher Moore

*Computer Science Department
University of New Mexico*

MOORE@CS.UNM.EDU

Abstract

The evaluation of incomplete satisfiability solvers depends critically on the availability of hard satisfiable instances. A plausible source of such instances consists of random k -SAT formulas whose clauses are chosen uniformly from among all clauses satisfying some randomly chosen truth assignment A . Unfortunately, instances generated in this manner tend to be relatively easy and can be solved efficiently by practical heuristics. Roughly speaking, for a number of different algorithms, A acts as a stronger and stronger attractor as the formula's density increases. Motivated by recent results on the geometry of the space of satisfying truth assignments of random k -SAT and NAE- k -SAT formulas, we introduce a simple twist on this basic model, which appears to dramatically increase its hardness. Namely, in addition to forbidding the clauses violated by the hidden assignment A , we also forbid the clauses violated by its complement, so that both A and \bar{A} are satisfying. It appears that under this "symmetrization" the effects of the two attractors largely cancel out, making it much harder for algorithms to find any truth assignment. We give theoretical and experimental evidence supporting this assertion.

1. Introduction

Recent years have witnessed the rapid development and application of search methods for constraint satisfaction and Boolean satisfiability. An important factor in the success of these algorithms is the availability of good sets of benchmark problems to evaluate and fine-tune them. There are two main sources of such problems: the real world, and random instance generators. Real-world problems are arguably the best benchmarks, but unfortunately are in short supply. Moreover, using real-world problems carries the risk of tuning algorithms toward the specific application domains for which good benchmarks are available. In that sense, random instance generators are a good additional source, with the advantage of controllable characteristics, such as size and expected hardness.

Hard random instances have led to the development of new stochastic search methods such as `WalkSAT` (Selman, Kautz, & Cohen, 1996), the breakout procedure (Morris, 1993), and Survey Propagation (Mézard & Zecchina, 2002), and have been used in detailed comparisons of local search methods for graph coloring and related problems (Johnson, Aragon, McGeoch, & Shevon, 1989). The results of various competitions for CSP and SAT algo-

rithms show a fairly direct correlation between the performance on real-world benchmarks and on hard random instances (Johnson & Trick, 1996; Du, Gu, & Pardalos, 1997; Johnson et al., 1989). Nevertheless, a key limitation of current problem generators concerns their use in evaluating *incomplete* satisfiability solvers such as those based on local search methods.

When an incomplete algorithm does not find a solution, it can be difficult to determine whether this is because the instance is in fact unsatisfiable, or simply because the algorithm failed to find a satisfying assignment. The standard way of dealing with this problem is to use a complete search method to filter out the unsatisfiable cases. However, this greatly limits the size and difficulty of problem instances that can be considered. Ideally, one would use problem generators that generate satisfiable instances only. One relatively recent source of such problems is the quasigroup completion problem (Shaw, Stergiou, & Walsh, 1998; Achlioptas, Gomes, Kautz, & Selman, 2000; Kautz, Ruan, Achlioptas, Gomes, Selman, & Stickel, 2001). However, a generator for random hard satisfiable instances of 3-SAT, say, has remained elusive.

Perhaps the most natural candidate for generating random hard satisfiable 3-SAT formulas is the following. Pick a random truth assignment A , and then generate a formula with n variables and rn random clauses, rejecting any clause that is violated by A . In particular, we might hope that if we work close to the satisfiability threshold region $r \approx 4.25$, where the hardest random 3-SAT problems seem to be (Cheeseman, Kanefsky, & Taylor, 1991; Hogg, Huberman, & Williams, 1996; Mitchell, Selman, & Levesque, 1992), this would generate hard satisfiable instances. Unfortunately, this generator is highly biased towards formulas with many assignments clustered around A . When given to local search methods such as WalkSAT, the resulting formulas turn out to be much easier than formulas of comparable size obtained by filtering satisfiable instances from a 3-SAT generator. More sophisticated versions of this “hidden assignment” scheme (Asahiro, Iwama, & Miyano, 1996; Van Gelder, 1993) improve matters somewhat but still lead to easily solvable formulas.

In this paper we introduce a new generator of random satisfiable problems. The idea is simple: we pick a random 3-SAT formula that has a “hidden” **complementary pair** of satisfying assignments, A and \bar{A} , by rejecting clauses that are violated by either A or \bar{A} . We call these “2-hidden” formulas. Our motivation comes from recent work (Achlioptas & Moore, 2002b, 2005) which showed that moving from random k -SAT to random NAE- k -SAT (in which every clause in the formula must have at least one true *and* at least one false literal) tremendously reduces the correlation between solutions. That is, whereas in random k -SAT, satisfying assignments tend to form clumps, in random NAE- k -SAT the solutions appear to be scattered throughout $\{0, 1\}^n$ in a rather uniform “mist,” even for densities extremely close to the threshold. An intuitive explanation for this phenomenon is that since the complement of every NAE-assignment is also an NAE-assignment, the attractions of solution pairs largely “cancel out.” In this paper we exploit this phenomenon to impose a similar symmetry with the hidden assignments A and \bar{A} , so that *their* attractions cancel out, making it hard for a wide variety of algorithms to “feel” either one.

A particularly nice feature of our generator is that it is based on an extremely simple probabilistic procedure, in sharp contrast with 3-SAT generators based on, say, cryptographic ideas (Massacci, 1999). In particular, our generator is readily amenable to all the mathematical tools that have been developed for the rigorous study of random k -SAT formulas. Here we make two first steps in that direction. In Section 2, via a first mo-

ment calculation we study the distribution of the number of solutions as a function of their distance from the hidden assignments. In Section 3, we use the technique of differential equations to analyze the performance of the Unit Clause (UC) heuristic on our formulas.

Naturally, mathematical simplicity would not be worth much if the formulas produced by our generator were easily solvable. In Section 4, we compare experimentally the hardness of “2-hidden” formulas with that of “1-hidden” and “0-hidden” formulas. That is, we compare our formulas with random 3-SAT formulas with one hidden assignment and with standard random 3-SAT formulas with no hidden assignment. We examine four leading algorithms: two complete solvers, **zChaff** and **Satz**, and two incomplete ones, **WalkSAT** and the recently introduced Survey Propagation (SP).

For all these algorithms, we find that our formulas are much harder than 1-hidden formulas and, more importantly, *about as hard as 0-hidden formulas*, of the same size and density.

2. A picture of the space of solutions

In this section we compare 1-hidden and 2-hidden formulas with respect to the expected number of solutions at a given distance from the hidden assignment(s).

2.1 1-hidden formulas

Let X be the number of satisfying truth assignments in a random k -SAT formula with n variables and $m = rn$ clauses chosen uniformly and independently among all k -clauses with *at least one positive literal*, i.e., 1-hidden formulas where we hide the all-ones truth assignment. To calculate the expectation $\mathbf{E}[X]$, it is helpful to parametrize truth assignments according to their *overlap* with the hidden assignment, i.e., the fraction α of variables on which they agree with A , which in this case is the fraction of variables that are set to one. Then, linearity of expectation gives (1), clause independence gives (2), selecting the literals in each clause uniformly and independently gives (3), and, finally, writing $z = \alpha n$ and using Stirling’s approximation for the factorial gives (4) below:

$$\mathbf{E}[X] = \sum_{A \in \{0,1\}^n} \Pr[A \text{ is satisfying}] \tag{1}$$

$$= \sum_{z=0}^n \binom{n}{z} \Pr[\text{a truth assignment with } z \text{ ones satisfies a random clause}]^m \tag{2}$$

$$= \sum_{z=0}^n \binom{n}{z} \left(1 - \frac{1}{2^k - 1} \sum_{j=1}^k \binom{k}{j} (1 - z/n)^j (z/n)^{k-j} \right)^m \tag{3}$$

$$= \sum_{z=0}^n \binom{n}{z} \left(1 - \frac{1 - (z/n)^k}{2^k - 1} \right)^m$$

$$= \text{poly}(n) \times \max_{\alpha \in [0,1]} \left[\frac{1}{\alpha^\alpha (1 - \alpha)^{1-\alpha}} \left(1 - \frac{1 - \alpha^k}{2^k - 1} \right)^r \right]^n \tag{4}$$

$$= \text{poly}(n) \times \max_{\alpha \in [0,1]} [f_{k,r}(\alpha)]^n$$

where

$$f_{k,r}(\alpha) = \frac{1}{\alpha^\alpha(1-\alpha)^{1-\alpha}} \left(1 - \frac{1-\alpha^k}{2^k-1}\right)^r .$$

From this calculation we see that $\mathbf{E}[X]$ is dominated by the contribution of the truth assignments that maximize $f_{k,r}(\alpha)$ (since we raise $f_{k,r}$ to the n th power all other contributions vanish). Now, note that f is the product of an “entropic” factor $1/(\alpha^\alpha(1-\alpha)^{1-\alpha})$ which is symmetric around $\alpha = 1/2$, and a “correlation” factor which is strictly increasing in α . As a result, it is always maximized for some $\alpha > 1/2$. This means that the dominant contribution to $\mathbf{E}[X]$ comes from truth assignments that agree with the hidden assignment on more than half the variables. That is, the set of solutions is dominated by truth assignments that can “feel” the hidden assignments. Moreover, as r increases this phenomenon becomes more and more acute (see Figure 1 below).

2.2 2-hidden formulas

Now let X be the number of satisfying truth assignments in a random k -SAT formula with n variables and $m = rn$ clauses chosen uniformly among all k -clauses that have at least one positive *and at least one negative literal*, i.e., 2-hidden formulas where we hide the all-ones assignment *and* its complement. To compute $\mathbf{E}[X]$ we proceed as above, except that now (3) is replaced by

$$\sum_{z=0}^n \binom{n}{z} \left(1 - \frac{1}{2^k-2} \sum_{j=1}^{k-1} \binom{k}{j} (1-z/n)^j (z/n)^{k-j}\right)^m .$$

Carrying through the ensuing changes we find that now

$$\mathbf{E}[X] = \text{poly}(n) \times \max_{\alpha \in [0,1]} [g_{k,r}(\alpha)]^n$$

where

$$g_{k,r}(\alpha) = \frac{1}{\alpha^\alpha(1-\alpha)^{1-\alpha}} \left(1 - \frac{1-\alpha^k - (1-\alpha)^k}{2^k-2}\right)^r .$$

This time, both the entropic factor and the correlation factor comprising g are symmetric functions of α , so $g_{k,r}$ is symmetric around $\alpha = 1/2$ (unlike $f_{k,r}$). Indeed, one can prove that for all r up to extremely close to the random k -SAT threshold r_k , the function $g_{k,r}$ has its global maximum at $\alpha = 1/2$. In other words, for all such r , the dominant contribution to $\mathbf{E}[X]$ comes from truth assignments at distance $n/2$ from the hidden assignments, i.e., the hidden assignments are “not felt.” More precisely, there exists a sequence $\epsilon_k \rightarrow 0$ such that $g_{k,r}$ has a unique global maximum at $\alpha = 1/2$, for all

$$r \leq 2^k \ln 2 - \frac{\ln 2}{2} - 1 - \epsilon_k . \tag{5}$$

Contrast this with the fact (implicit in Kirousis, Kranakis, Krizanc, & Stamatiou, 1998) that for

$$r \geq 2^k \ln 2 - \frac{\ln 2}{2} - \frac{1}{2} , \tag{6}$$

a random k -SAT formula with n variables and $m = rn$ clauses is unsatisfiable with probability $1 - o(1)$. Moreover, the convergence of the sequence $\epsilon_k \rightarrow 0$ is rapid, as can be seen from the concrete values in table 1. Thus the gap between the values of r given by equations (5) and (6) quickly converges to $1/2$, even as the threshold becomes exponentially large.

k	3	4	5	7	10	20
Eq. (5)	$7/2$	$35/4$	20.38	87.23	708.40	726816.15
Eq. (6)	4.67	10.23	21.33	87.88	708.94	726816.66

Table 1: The convergence (in k) to the asymptotic gap of $1/2$ is rapid

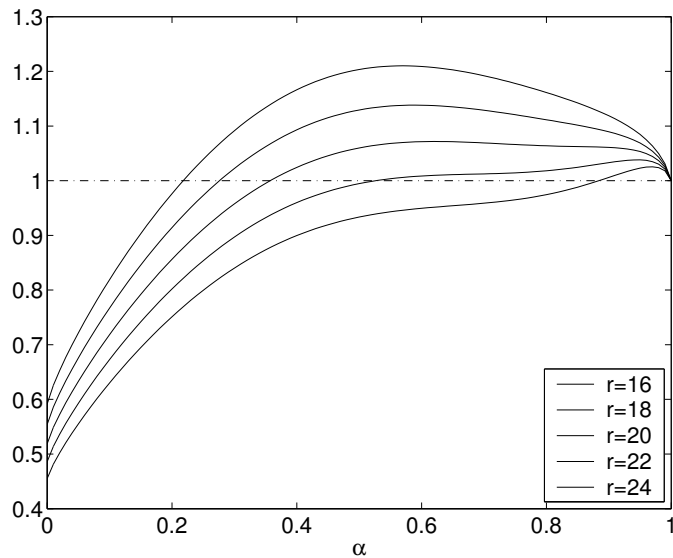
In Figure 1 we plot $f_{k,r}$ and $g_{k,r}$ for $k = 5$ and $r = 16, 18, 20, 22, 24$ (from top to bottom). We see that in the case of 1-hidden formulas, i.e., $f_{k,r}$, the maximum always occurs to the right of $\alpha = 1/2$. Moreover, observe that for $r = 22, 24$, i.e., after we cross the 5-SAT threshold (which occurs at $r \approx 21$) we have a dramatic shift in the location of the maximum and, thus, in the extent of the bias. Specifically, since the expected number of satisfying assignments is roughly $f_{k,r}(\alpha)^n$, and since $f_{k,r}(\alpha) < 1$ except for $\alpha \approx 1$, with high probability the only remaining satisfying assignments in the limit $n \rightarrow \infty$ are those extremely close to the hidden assignment.

In the case of 2-hidden formulas, on the other hand, we see that for $r = 16, 18, 20$ the global maximum occurs at $\alpha = 1/2$. For $r = 20$, just below the threshold, we also have two local maxima near $\alpha = 0, 1$, but since $g_{k,r}$ is raised to the n th power, these are exponentially suppressed. Naturally, for r above the threshold, i.e., $r = 22, 24$, these local maxima become global, signifying that indeed the only remaining truth assignments are those extremely close to one of the two hidden ones.

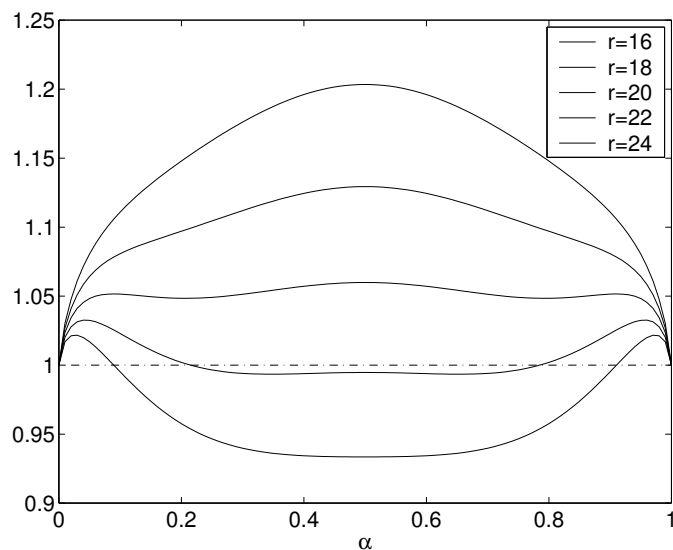
Intuitively, we expect that because g is flat at $\alpha = 1/2$ where random truth assignments are concentrated, for 2-hidden formulas local search algorithms like `WalkSAT` will essentially perform a random walk until they are lucky enough to get close to one of the two hidden assignments. Thus we expect `WalkSAT` to take about as long on 2-hidden formulas as it does on 0-hidden ones. For 1-hidden formulas, in contrast, we expect the nonzero gradient of f at $\alpha = 1/2$ to provide a strong “hint” to `WalkSAT` that it should move towards the hidden assignment, and that therefore 1-hidden formulas will be much easier for it to solve. We will see below that our experimental results bear out these intuitions perfectly.

3. The Unit Clause heuristic and DPLL algorithms

Consider the following linear-time heuristic, called Unit Clause (UC), which permanently sets one variable in each step as follows: pick a random literal and satisfy it, and repeatedly satisfy any 1-clauses present. Chao and Franco showed that UC succeeds with constant probability on random 3-SAT formulas with $r < 8/3$, and fails with high probability, i.e., with probability $1 - o(1)$ as $n \rightarrow \infty$, for $r > 8/3$ (Chao & Franco, 1986). One can think of UC as the first branch of the simplest possible DPLL algorithm S : set variables in a random order, each time choosing randomly which branch to take first. Their result then shows that, with constant probability, S solves random 3-SAT formulas with $r < 8/3$ with no backtracking at all.



1-hidden formulas



2-hidden formulas

Figure 1: The n th root of the expected number of solutions $f_{k,r}$ and $g_{k,r}$ for 1-hidden and 2-hidden formulas respectively, as a function of the overlap fraction $\alpha = z/n$ with the hidden assignment. Here $k = 5$ and $r = 16, 18, 20, 22, 24$ from top to bottom.

It is conjectured that the running time of S goes from linear to exponential at $r = 8/3$, with no intermediate regime. Calculations using techniques from statistical physics (Cocco & Monasson, 2001a, 2001b; Monasson, 2005) show that this is true of the *expected* running time. Achlioptas, Beame and Molloy show that the running time is exponential with high probability for $r > 3.81$; moreover, they show that if the “tricritical point” of $(2 + p)$ -SAT is $r = 2/5$, then this is the case for $r > 8/3$ (Achlioptas, Beame, & Molloy, 2001).

In this section we analyze the performance of UC on 1-hidden and 2-hidden formulas. Specifically, we show that UC fails for 2-hidden formulas at precisely the same density as for 0-hidden ones. Based on this, we conjecture that the running time of S , and other simple DPLL algorithms, becomes exponential for 2-hidden formulas at the same density as for 0-hidden ones.

To analyze UC on random 1-hidden and 2-hidden formulas we actually analyze UC on arbitrary initial distributions of 3-clauses, i.e., where for each $0 \leq j \leq 3$ we specify the initial number of 3-clauses with j positive literals and $3 - j$ negative ones. We use the method of differential equations; see the article by Achlioptas(2001) for a review. To simplify notation, we assume that A is the all-ones assignment, so that 1-hidden formulas forbid clauses where all literals are negative, while 2-hidden formulas forbid all-negative and all-positive clauses.

A *round* of UC consists of a “free” step, in which we satisfy a random literal, and the ensuing chain of “forced” steps or unit-clause propagations. For $0 \leq i \leq 3$ and $0 \leq j \leq i$, let $S_{i,j} = s_{i,j}n$ be the number of clauses of length i with j positive literals and $i - j$ negative ones. We will also refer to the total density of clauses of size i as $s_i = \sum_j s_{i,j}$. Let $X = xn$ be the number of variables set so far. Our goal is to write the expected change in these variables in a given round as a function of their values at the beginning of the round. Note that at the beginning of each round $S_{1,0} = S_{1,1} = 0$ by definition, so the “state space” of our analysis will consist of the variables $S_{i,j}$ for $i \geq 2$.

It is convenient to define two new quantities, m_T and m_F , which are the expected number of variables set True and False in a round. We will calculate these below. Then, in terms of m_T, m_F , we have

$$\mathbf{E}[\Delta S_{3,j}] = -(m_T + m_F) \frac{3s_{3,j}}{1-x} \tag{7}$$

$$\mathbf{E}[\Delta S_{2,j}] = -(m_T + m_F) \frac{2s_{2,j}}{1-x} + m_F \frac{(j+1)s_{3,j+1}}{1-x} + m_T \frac{(3-j)s_{3,j}}{1-x} \tag{8}$$

$$\mathbf{E}[\Delta X] = -(m_T + m_F) .$$

To see this, note that a variable appears positively in a clause of type i, j with probability $j/(n - X)$, and negatively with probability $(i - j)/(n - X)$. Thus, the negative terms in (7) and (8) correspond to clauses being “hit” by the variables set, while the positive term is the “flow” of 3-clauses to 2-clauses.

To calculate m_T and m_F , we consider the process by which unit clauses are created during a round. We can model this with a two-type branching process, which we analyze as in the article by Achlioptas and Moore(2002a). Since the free step gives the chosen variable a random value, we can think of it as creating a unit clause, which is positive or negative with equal probability. Thus the initial expected population of unit clauses can be

represented by a vector

$$p_0 = \begin{pmatrix} 1/2 \\ 1/2 \end{pmatrix}$$

where the first and second components count the negative and positive unit clauses respectively. Moreover, at time $X = xn$, a unit clause procreates according to the matrix

$$M = \frac{1}{1-x} \begin{pmatrix} s_{2,1} & 2s_{2,0} \\ 2s_{2,2} & s_{2,1} \end{pmatrix} .$$

In other words, satisfying a negative unit clause creates, in expectation, $M_{1,1} = s_{2,1}/(1-x)$ negative unit clauses and $M_{2,1} = 2s_{2,2}/(1-x)$ positive unit clauses, and similarly for satisfying a positive unit clause.

Thus, as long as the largest eigenvalue λ_1 of M is less than 1, the expected number of variables set true or false during the round is given by

$$\begin{pmatrix} m_F \\ m_T \end{pmatrix} = (I + M + M^2 + \dots) \cdot p_0 = (I - M)^{-1} \cdot p_0$$

where I is the identity matrix. Moreover, as long as $\lambda_1 < 1$ throughout the algorithm, i.e., as long as the branching process is subcritical for all x , UC succeeds with constant probability. On the other hand, if λ_1 ever exceeds 1, then the branching process becomes supercritical, with high probability the unit clauses proliferate, and the algorithm fails. Note that

$$\lambda_1 = \frac{s_{2,1} + 2\sqrt{s_{2,0}s_{2,2}}}{1-x} . \tag{9}$$

Now let us rescale (7) to give a system of differential equations for the $s_{i,j}$. Wormald's Theorem (Wormald, 1995) implies that with high probability the random variables $S_{i,j}(xn)$ will be within $o(n)$ of $s_{i,j}(x) \cdot n$ for all x , where $s_{i,j}(x)$ is the solution of the following:

$$\begin{aligned} \frac{ds_{3,j}}{dx} &= -\frac{3s_{3,j}}{1-x} \\ \frac{ds_{2,j}}{dx} &= -\frac{2s_{2,j}}{1-x} + \frac{m_F}{m_T + m_F} \frac{(j+1)s_{3,j+1}}{1-x} + \frac{m_T}{m_T + m_F} \frac{(3-j)s_{3,j}}{1-x} \end{aligned} \tag{10}$$

Now, suppose our initial distribution of 3-clauses is symmetric, i.e., $s_{3,0}(0) = s_{3,3}(0)$ and $s_{3,1}(0) = s_{3,2}(0)$. It is easy to see from (10) that in that case, both the 3-clauses and the 2-clauses are symmetric at all times, i.e., $s_{i,j} = s_{i,i-j}$ and $m_F = m_T$. In that case $s_{2,1} + 2\sqrt{s_{2,0}s_{2,2}} = s_2$, so the criterion for subcriticality becomes

$$\lambda_1 = \frac{s_2}{1-x} < 1 .$$

Moreover, since the system (10) is now symmetric with respect to j , summing over j gives the differential equations

$$\begin{aligned} \frac{ds_3}{dx} &= -\frac{3s_3}{1-x} \\ \frac{ds_2}{dx} &= -\frac{2s_2}{1-x} + \frac{3s_3}{2(1-x)} \end{aligned}$$

which are precisely the differential equations for UC on 0-hidden formulas, i.e., random instances of 3-SAT.

Since 2-hidden formulas correspond to symmetric initial conditions, we have thus shown that UC succeeds on them with constant probability if and only if $r < 8/3$, i.e., that UC fails on these formulas at exactly the same density for which it fails on random 3-SAT instances. (In contrast, integrating (10) with the initial conditions corresponding to 1-hidden formulas shows that UC succeeds for them at a slightly higher density, up to $r < 2.679$.)

Of course, UC can easily be improved by making the free step more intelligent: for instance, choosing the variable according to the number of its occurrences in the formula, and using the majority of these occurrences to decide its truth value. The best known heuristic of this type (Kaporis, Kirousis, & Lalas, 2003; Hajiaghayi & Sorkin, 2003) succeeds with constant probability for $r < 3.52$. However, we believe that much of the progress that has been made in analyzing the performance of such algorithms can be “pushed through” to 2-hidden formulas. Specifically, nearly all algorithms analyzed so far have the property that given as input a symmetric initial distribution of 3-clauses, e.g. random 3-SAT, their residual formulas consist of symmetric mixes of 2- and 3-clauses. As a result, we conjecture that the above methods can be used to show that such algorithms act on 2-hidden formulas exactly as they do on 0-hidden ones, failing with high probability at the same density.

More generally, call a DPLL algorithm *myopic* if its splitting rule consists of choosing a random clause of a given size, based on the current distribution of clause sizes, and deciding how to satisfy it based on the number of occurrences of its variables in other clauses. For a given myopic algorithm A , let r_A be the density below which A succeeds without any backtracking with constant probability. The results of Achlioptas, Beame and Molloy (2001) imply the following statement: if the tricritical point for random $(2 + p)$ -SAT is $p_c = 2/5$ then *every* myopic algorithm A takes exponential time for $r > r_A$. Thus, not only UC, but in fact a very large class of natural DPLL algorithms, would go from linear time for $r < r_A$ to exponential time for $r > r_A$. The fact that the linear-time heuristics corresponding to the first branch of A act on 2-hidden formulas just as they do on 0-hidden ones suggests that, for a wide variety of DPLL algorithms, 2-hidden formulas become exponentially hard at the same density as 0-hidden ones. Proving this, or indeed proving that 2-hidden formulas take exponential time for r above some critical density, appears to us a very promising direction for future work.

4. Experimental results

In this section we report experimental results on our 2-hidden formulas, and compare them to 1-hidden and 0-hidden ones. We use two leading complete solvers, **zChaff** and **Satz**, and two leading incomplete solvers, **WalkSAT** and the new Survey Propagation algorithm **SP**. In an attempt to avoid the numerous spurious features present in “too-small” random instances, i.e., in non-asymptotic behavior, we restricted our attention to experiments where $n \geq 1000$. This meant that **zChaff** and **Satz** could only be examined at densities significantly above the satisfiability threshold, as neither algorithm could practically solve either 0-hidden or 2-hidden formulas with $n \sim 1000$ variables close to the threshold. For **WalkSAT** and **SP**, on the other hand, we can easily run experiments in the hardest range (around the satisfiability threshold) for $n \sim 10^4$.

4.1 zChaff and Satz

In order to do experiments with $n \geq 1000$ with **zChaff** and **Satz**, we focused on the regime where r is relatively large, $20 < r < 60$. As stated above, for r near the satisfiability threshold, 0-hidden and 2-hidden random formulas with $n \sim 1000$ variables seem completely out of the reach of either algorithm. While formulas in this overconstrained regime are still challenging, the presence of many forced steps allows both solvers to completely explore the space fairly quickly.

We obtained **zChaff** from the Princeton web site (Moskewicz, Madigan, Zhao, Zhang, & Malik, 2001). The first part of Figure 2 shows its performance on random formulas of all three types (with $n = 1000$ for $20 \leq r \leq 40$ and $n = 3000$ for $40 \leq r \leq 60$). We see that the number of decisions for all three types of problems decreases rapidly as r increases, consistent with earlier findings for complete solvers on random 3-SAT formulas.

Figure 2 shows that **zChaff** finds 2-hidden formulas almost as difficult as 0-hidden ones, which for this range of r are unsatisfiable with overwhelming probability. On the other hand, the 1-hidden formulas are much easier, with a number of branchings between 2 and 5 orders of magnitude smaller. It appears that while **zChaff**'s smarts allow it to quickly “zero in” on a single hidden assignment, the attractions exerted by a complementary pair of assignments do indeed cancel out, making 2-hidden formulas almost as hard as unsatisfiable ones. That is, the algorithm eventually “stumbles” upon one of the two hidden assignments after a search that is nearly as exhaustive as for the unsatisfiable random 3-SAT formulas of the same density.

We obtained **Satz** from the SATLIB web site (Li & Anbulagan, 1997b). The second part of Figure 2 shows experiments on random formulas of all three types with $n = 3000$. As can be seen, the median number of branches explored by **Satz** for all three types of formulas are within a factor of five, with 0-hidden being the hardest and 2-hidden being the easiest (note that a factor of five corresponds to setting fewer than 3 variables).

The reason for this is simple: while **Satz** makes intelligent decisions about which variable to branch on, it tries these branches in a fixed order, attempting first to set each variable false (Li & Anbulagan, 1997a). Therefore, a single hidden assignment will appear at a uniformly random leaf in **Satz**'s search tree. In the 2-hidden case, since the two hidden assignments are complementary, one will appear in a random position and the other one in the symmetric position with respect to the search tree. Naturally, trying branches in a fixed order is a good idea when the goal is to prove that a formula is unsatisfiable, e.g. in hardware verification. However, we expect that if **Satz** were modified to, say, use the majority heuristic to choose a variable's first value, its performance on the three types of problems would be similar to **zChaff**'s.

4.2 SP

SP is an incomplete solver recently introduced by Mézard and Zecchina (2002) based on a generalization of belief propagation the authors call *survey propagation*. It is inspired by the physical notion of “replica symmetry breaking” and the observation that for $3.9 < r < 4.25$, random 3-SAT formulas appear to be satisfiable, but their satisfying assignments appear to be organized into clumps.

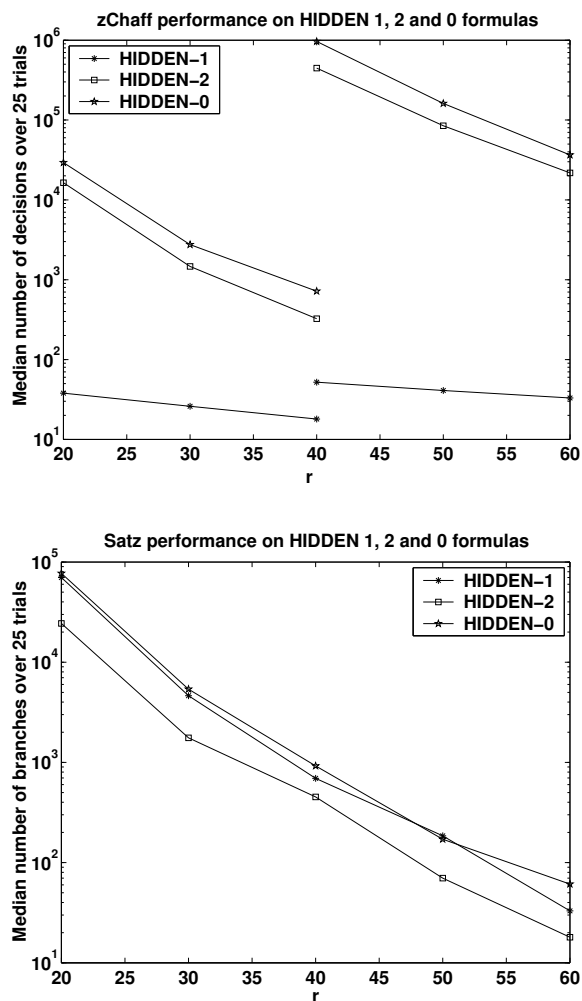


Figure 2: The median number of branchings made by **zChaff** and **Satz** on random instances with 0, 1, and 2 hidden assignments (on a \log_{10} scale). For **zChaff** we use $n = 1000$ for $r = 20, 30, 40$ and $n = 3000$ for $r = 40, 50, 60$, and for **Satz** we use $n = 3000$ throughout. Each point is the median of 25 trials. The 2-hidden formulas are almost as hard for both algorithms as the 0-hidden ones, while the 1-hidden formulas are much easier for **zChaff**.

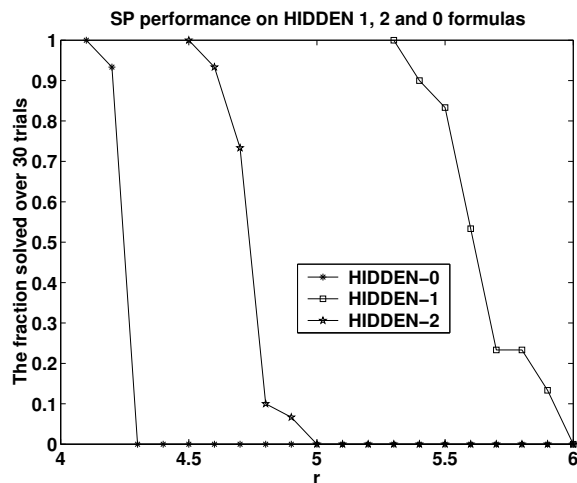


Figure 3: The fraction of problems successfully solved by SP as a function of density, with $n = 10^4$ and 30 trials for each value of r . The threshold for solving 2-hidden formulas is somewhat higher than for 0-hidden ones, and for 1-hidden formulas it is higher still.

In Figure 3 we compare SP’s performance on the three types of problems near the satisfiability threshold. (Because SP takes roughly the same time on all inputs, we do not compare the running times.) For $n = 10^4$ SP solves 2-hidden formulas at densities somewhat above the threshold, up to $r \approx 4.8$, while it solves the 1-hidden formulas at still higher densities, up to $r \approx 5.6$.

Presumably the 1-hidden formulas are easier for SP since the “messages” from clauses to variables, like the majority heuristic, tend to push the algorithm towards the hidden assignment. Having two hidden assignments appears to cancel these messages out to some extent, causing SP to fail at a lower density. However, this argument does not explain why SP should succeed at densities above the satisfiability threshold; nor does it explain why SP does not solve 1-hidden formulas for arbitrarily large r . Indeed, we find this latter result surprising, since as r increases the majority of clauses should point more and more consistently towards the hidden assignment in the 1-hidden case.

We note that we also performed the above experiments with $n = 2 \times 10^4$ and with 5000 iterations, instead of the default 1000, for SP’s convergence procedure. The thresholds of Figure 3 for 1-hidden and 2-hidden formulas appeared to be stable under both these changes, suggesting that they are not merely artifacts of our particular experiments. We propose investigating these thresholds as a direction for further work.

4.3 WalkSAT

We conclude with a local search algorithm, WalkSAT. Unlike the complete solvers, WalkSAT can solve problems with $n = 10^4$ fairly close to the threshold. We performed experiments both with a random initial state, and with a biased initial state where the algorithm starts with 75% agreement with one of the hidden assignments (note that this is exponentially

unlikely). In both cases, we performed trials of 10^8 flips for each formula, without random restarts, where each step does a random or greedy flip with equal probability. Since random initial states almost certainly have roughly 50% agreement with both hidden assignments, we expect their attractions to cancel out so that WalkSAT will have difficulty finding either of them. On the other hand, if we begin with a biased initial state, then the attraction from the nearby assignment will be much stronger than the other one; this situation is similar to a 1-hidden formula, and we expect WalkSAT to find it easily. Indeed our data confirms these expectations.

In the first part of Figure 4 we measure WalkSAT's performance on the three types of problems with $n = 10^4$ and r ranging from 3.7 to 7.9, and compare them with 0-hidden formulas for r ranging from 3.7 up to 4.1, just below the threshold where they become unsatisfiable. We see that, below the threshold, 2-hidden formulas are just as hard as 0-hidden ones when WalkSAT sets its initial state randomly; indeed, their running times coincide to within the resolution of the figure! They both become hardest when $r \approx 4.2$, where 10^8 flips no longer suffice to solve them. Unsurprisingly, 2-hidden formulas are much easier to solve when we start with a biased initial state, in which case the running time is closer to that of 1-hidden formulas.

In the second part of Figure 4, we compare the three types of formulas at a density very close to the threshold, $r = 4.25$, and measure their running times as a function of n . The data suggests that 2-hidden formulas with random initial states are much harder than 1-hidden ones, while 2-hidden formulas with biased initial states have running times within a constant of that of 1-hidden formulas. Note that the median running time of all three types of problems is polynomial in n , consistent with earlier experiments (Barthel, Hartmann, Leone, Ricci-Tersenghi, Weigt, & Zecchina, 2002).

On the other hand, while 1-hidden formulas are much easier than 2-hidden ones for sufficiently large or small r , they appear to be slightly harder than 2-hidden ones for $5.3 < r < 6.3$. One possible explanation for this is that while i) the solutions of a 2-hidden formula are harder to find due to their balanced distribution, ii) there are exponentially more solutions for 2-hidden formulas than for 1-hidden ones of the same size and density. It seems that in this range of r , the second effect overwhelms the first, and WalkSAT finds a solution more quickly in the 2-hidden case; but we have no explanation for why this is so for this particular range of r . At higher densities, such as $r = 8$ shown in Figure 5, 2-hidden formulas again appear to be harder than 1-hidden ones.

5. Conclusions

We have introduced an extremely simple new generator of random satisfiable 3-SAT instances which is amenable to all the mathematical tools developed for the rigorous study of random 3-SAT instances. Experimentally, our generator appears to produce instances that are as hard as random 3-SAT instances, in sharp contrast to instances with a single hidden assignment. This hardness appears quite robust; our experiments have demonstrated it both above and below the satisfiability threshold, and for algorithms that use very different strategies, i.e., DPLL solvers (zChaff and Satz), local search algorithms (WalkSAT), and survey propagation (SP).

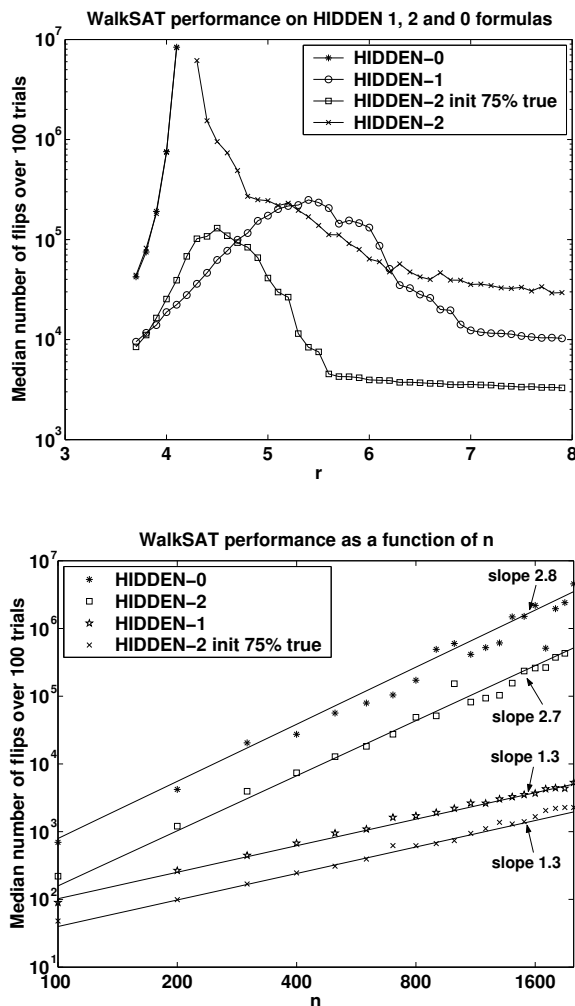


Figure 4: The top part of the figure shows the median number of flips needed by WalkSAT for formulas of all three types below and above the threshold, with $n = 10^4$. Below the threshold, 2-hidden formulas are just as hard as 0-hidden ones (they coincide to within the resolution of the figure) and their running time increases steeply as we approach the threshold. Except in the range $5.3 < r < 6.3$, 2-hidden formulas are much harder than 1-hidden ones unless the algorithm starts with an (exponentially lucky) biased initial state. The bottom part of the figure shows the median number of flips needed by WalkSAT to solve the three types of formulas at $r = 4.25$ as a function of n . Here n ranges from 100 to 2000. While the median running time for all three is polynomial, the 2-hidden problems are much harder than the 1-hidden ones unless we start with a biased initial state. Again, the running time of 2-hidden problems scales similarly to 0-hidden ones, i.e., to random 3-SAT without a hidden assignment.

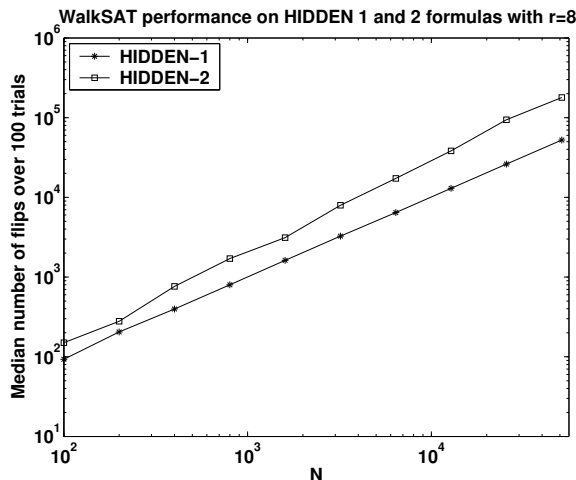


Figure 5: The median number of flips needed by WalkSAT to solve the two types of formulas at $r = 8$, above the range where 1-hidden formulas are harder. At these densities, 2-hidden formulas are again harder than 1-hidden ones, although both are much easier than at densities closer to the threshold.

We believe that random 2-hidden instances could make excellent satisfiable benchmarks, especially just around the satisfiability threshold, say at $r = 4.25$ where they appear to be the hardest for WalkSAT (although beating SP requires somewhat higher densities).

Several aspects of our experiments suggest exciting directions for further work, including:

1. Proving that the expected running time of natural Davis-Putnam algorithms on 2-hidden formulas is exponential in n for r above some critical density.
2. Explaining the different threshold behaviors of SP on 1-hidden and 2-hidden formulas.
3. Understanding how long WalkSAT takes at the midpoint between the two hidden assignments, before it becomes sufficiently unbalanced to converge to one of them.
4. Studying random 2-hidden formulas in the dense case where the number of clauses grows more than linearly in n .

References

- Achlioptas, D. (2001). Lower bounds for random 3-SAT via differential equations. *Theor. Comp. Sci.*, 265, 159–185.
- Achlioptas, D., Beame, P., & Molloy, M. (2001). A sharp threshold in proof complexity. In *Proc. STOC*, pp. 337–346.
- Achlioptas, D., Gomes, C., Kautz, H., & Selman, B. (2000). Generating satisfiable problem instances. In *Proc. AAAI*, pp. 256–261.

- Achlioptas, D., & Moore, C. (2002a). Almost all graphs with average degree 4 are 3-colorable. In *Proc. STOC*, pp. 199–208.
- Achlioptas, D., & Moore, C. (2002b). The asymptotic order of the random k -SAT threshold. In *Proc. FOCS*, pp. 779–788.
- Achlioptas, D., & Moore, C. (2005). Two moments suffice to cross a sharp threshold. In *SIAM J. Comput.* To appear.
- Asahiro, Y., Iwama, K., & Miyano, E. (1996). Random generation of test instances with controlled attributes. *DIMACS Series in Disc. Math. and Theor. Comp. Sci.*, 26, 377–393.
- Barthel, W., Hartmann, A., Leone, M., Ricci-Tersenghi, F., Weigt, M., & Zecchina, R. (2002). Hiding solutions in random satisfiability problems: A statistical mechanics approach. *Phys. Rev. Lett.*, 88(188701).
- Chao, M., & Franco, J. (1986). Probabilistic analysis of two heuristics for the 3-satisfiability problem. *SIAM J. Comput.*, 15(4), 1106–1118.
- Cheeseman, P., Kanefsky, R., & Taylor, W. (1991). Where the really hard problems are. In *Proc. IJCAI*, pp. 163–169.
- Cocco, S., & Monasson, R. (2001a). Statistical physics analysis of the computational complexity of solving random satisfiability problems using backtrack algorithms. *Eur. Phys. J. B*, 22, 505–531.
- Cocco, S., & Monasson, R. (2001b). Trajectories in phase diagrams, growth processes and computational complexity: how search algorithms solve the 3-satisfiability problem. *Phys. Rev. Lett*, 86, 1654–1657.
- Du, D., Gu, J., & Pardalos, P. (1997). Dimacs workshop on the satisfiability problem, 1996. In *DIMACS Discrete Math. and Theor. Comp. Sci.*, Vol. 35. AMS.
- Hajiaghayi, M., & Sorkin, G. (2003). The satisfiability threshold for random 3-SAT is at least 3.52..
- Hogg, T., Huberman, B., & Williams, C. (1996). Phase transitions and complexity. *Artificial Intelligence*, 81. Special issue.
- Johnson, D., & Trick, M. (1996). Second dimacs implementation challenge, 1993. In *DIMACS Series in Disc. Math. and Theor. Comp. Sci.*, Vol. 26. AMS.
- Johnson, D., Aragon, C., McGeoch, L., & Shevon, C. (1989). Optimization by simulated annealing: an experimental evaluation. *Operations Research*, 37(6), 865–892.
- Kaporis, A., Kirousis, L., & Lalas, E. (2003). Selecting complementary pairs of literals. In *Proc. LICS Workshop on Typical Case Complexity and Phase Transitions*.
- Kautz, H., Ruan, Y., Achlioptas, D., Gomes, C., Selman, B., & Stickel, . (2001). Balance and filtering in structured satisfiable problems. In *Proc. IJCAI*, pp. 351–358.
- Kirousis, L., Kranakis, E., Krizanc, D., & Stamatiou, Y. (1998). Approximating the unsatisfiability threshold of random formulas. *Random Structures Algorithms*, 12(3), 253–269.

- Li, C., & Anbulagan (1997a). Heuristics based on unit propagation for satisfiability problems. In *Proc. IJCAI*, pp. 366–371.
- Li, C., & Anbulagan (1997b). Look-ahead versus look-back for satisfiability problems. In *Proc. 3rd Intl. Conf. on Principles and Practice of Constraint Programming*, pp. 341–355.
- Massacci, F. (1999). Using walk-SAT and rel-SAT for cryptographic key search. In *Proc. IJCAI*, pp. 290–295.
- Mézard, M., & Zecchina, R. (2002). Random k -satisfiability: from an analytic solution to a new efficient algorithm. *Phys. Rev. E*, 66. Available at: <http://www.ictp.trieste.it/~zecchina/SP/>.
- Mitchell, D., Selman, B., & Levesque, H. (1992). Hard and easy distributions of SAT problems. In *Proc. AAAI*, pp. 459–465.
- Monasson, R. (2005). Average case analysis of DPLL for random decision problems. In *Proc. RANDOM*.
- Morris, P. (1993). The breakout method for escaping from local minima. In *Proc. AAAI*, pp. 40–45.
- Moskewicz, M., Madigan, C., Zhao, Y., Zhang, L., & Malik, S. (2001). Chaff: engineering an efficient SAT solver. In *Proc. 38th Design Automation Conference*, pp. 530–535.
- Selman, B., Kautz, H., & Cohen, B. (1996). Local search strategies for satisfiability testing. In *Proc. 2nd DIMACS Challenge on Cliques, Coloring, and Satisfiability*.
- Shaw, P., Stergiou, K., & Walsh, T. (1998). Arc consistency and quasigroup completion. In *Proc. ECAI, workshop on binary constraints*.
- Van Gelder, A. (1993). Problem generator `mkcncf.c`. In *Proc. DIMACS*. Challenge archive.
- Wormald, N. (1995). Differential equations for random processes and random graphs. *Ann. Appl. Probab.*, 5(4), 1217–1235.