

 Open access • Proceedings Article • DOI:10.1364/OFC.2015.TH4C.4

High-density multicore fiber with heterogeneous core arrangement

— [Source link](#) 

Yoshimichi Amma, Yusuke Sasaki, Katsuhiko Takenaga, Shoichiro Matsuo ...+5 more authors

Institutions: Fujikura, Hokkaido University, Technical University of Denmark, Harvard University

Published on: 22 Mar 2015 - Optical Fiber Communication Conference

Topics: Graded-index fiber, Dispersion-shifted fiber, Plastic optical fiber, Photonic-crystal fiber and Polarization-maintaining optical fiber

Related papers:

- [Analytical Expression of Average Power-Coupling Coefficients for Estimating Intercore Crosstalk in Multicore Fibers](#)
- [Realizing a 36-core, 3-mode fiber with 108 spatial channels](#)
- [2.15 Pb/s transmission using a 22 core homogeneous single-mode multi-core fiber and wideband optical comb](#)
- [1.01-Pb/s \(12 SDM/222 WDM/456 Gb/s\) Crosstalk-managed Transmission with 91.4-b/s/Hz Aggregate Spectral Efficiency](#)
- [Heterogeneous multi-core fibers: proposal and design principle](#)

Share this paper:    

View more about this paper here: <https://typeset.io/papers/high-density-multicore-fiber-with-heterogeneous-core-4iha0fuyvy>



High-density multicore fiber with heterogeneous core arrangement

Amma, Y.; Sasaki, Y.; Takenaga, K.; Matsuo, S.; Tu, J.; Saitoh, K.; Koshiha, M.; Morioka, Toshio; Miyamoto, Y.

Published in:

Proceedings of the Optical Fiber Communications Conference and Exhibition 2015

Publication date:

2015

Document Version

Publisher's PDF, also known as Version of record

[Link back to DTU Orbit](#)

Citation (APA):

Amma, Y., Sasaki, Y., Takenaga, K., Matsuo, S., Tu, J., Saitoh, K., Koshiha, M., Morioka, T., & Miyamoto, Y. (2015). High-density multicore fiber with heterogeneous core arrangement. In *Proceedings of the Optical Fiber Communications Conference and Exhibition 2015* (pp. 1-3). IEEE.

General rights

Copyright and moral rights for the publications made accessible in the public portal are retained by the authors and/or other copyright owners and it is a condition of accessing publications that users recognise and abide by the legal requirements associated with these rights.

- Users may download and print one copy of any publication from the public portal for the purpose of private study or research.
- You may not further distribute the material or use it for any profit-making activity or commercial gain
- You may freely distribute the URL identifying the publication in the public portal

If you believe that this document breaches copyright please contact us providing details, and we will remove access to the work immediately and investigate your claim.

High-density Multicore Fiber with Heterogeneous Core Arrangement

Y. Amma¹, Y. Sasaki¹, K. Takenaga¹, S. Matsuo¹, J. Tu², K. Saitoh², M. Koshiba²,
T. Morioka³, and Y. Miyamoto⁴

¹Optics and Electronics Laboratory, Fujikura Ltd. 1440, Mutsuzaki, Sakura, Chiba, 285-8550, Japan
E-mail: yoshimichi.amma@jp.fujikura.com

²Graduate School of Information Science and Technology, Hokkaido University, Sapporo, Hokkaido, 060-0814, Japan

³Department of Photonics Engineering, Technical University of Denmark, Kgs. Lyngby, 2800, Denmark

⁴NTT Network Innovation Laboratories, NTT Corporation, Yokosuka, Kanagawa, 239-0847, Japan

Abstract: A 30-core fiber with heterogeneous cores that achieved large spatial multiplicity and low crosstalk of less than -40 dB at 100 km was demonstrated. The correlation lengths were estimated to be more than 1 m.

OCIS codes: (060.2270) Fiber characterization, (060.2280) Fiber design and fabrication

1. Introduction

A multicore fiber (MCF) is expected to serve as a more promising candidate to overcome the capacity limit of optical communication systems compared to the single mode fibers (SMFs). Transmission experiments over MCFs with high core counts of 12 and 19 have been demonstrated [1, 2]. It is difficult to improve the core count under the limitation of the cladding diameter [3] and achieve sufficient low crosstalk (XT) and moderate effective area A_{eff} without any breakthrough in fiber design.

In this paper, we propose a 30-core fiber with heterogeneous cores [4]. The fiber involves four kinds of cores to achieve both large spatial multiplicity and low XT. The correlation length of the fiber is experimentally investigated.

2. Correlation-length dependence of crosstalk

The XT characteristics of quasi-homogeneous MCFs (QH-MCFs) have been investigated [5-7]. Figure 1 illustrates the XT behavior as a function of the bending radius R . If R is smaller than R_{pk} , defined by Eq. 1 in Fig. 1 [4], the XT of the QH-MCF is expressed as Eq. 2 in Fig. 1 [6]; we call the region an R -dominant region because XT strongly depends on R . If $R > R_{\text{pk}}$, XT of this region is smaller than that of the R -dominant region, correlation length d is a dominating parameter of XT as Eq. 3 in Fig. 1 [7] shows, and XT becomes small as d becomes large. It was reported that d of the QH-MCF was about 50 mm [7]. Nevertheless, the effect of d of the heterogeneous MCF has been unclear so far.

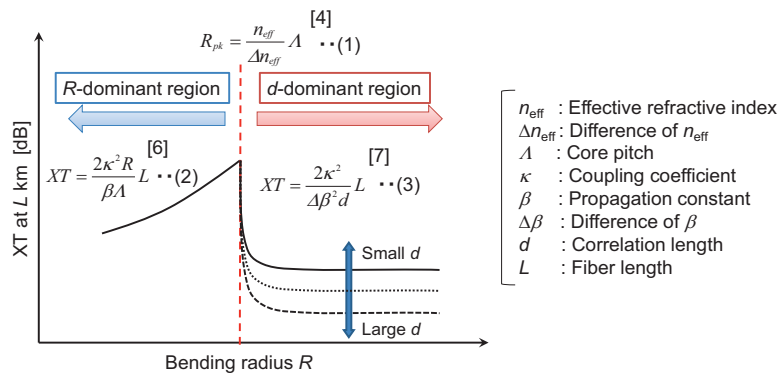


Fig. 1. Schematic of XT behavior as a function of bending radius R taking correlation lengths d as parameters.

3. 30-core fiber with heterogeneous core arrangement

We designed and fabricated a 30-core fiber with four kinds of cores to evaluate d of a heterogeneous MCF. Figures 2 (a) and (b) show the schematic structure and a cross-sectional view of a fabricated fiber, respectively. The design parameters of the four kinds of cores are summarized in Table 1. Cores 1, 2, and 3 are trench-assisted (TA) to reduce XT, and Core 4 is a step-index core with no trench cladding, as shown in Fig. 2 (c), to avoid the lengthening of the cutoff wavelength of cores that are surrounded by TA-cores [8]. A_{eff} of all cores were designed as $80 \mu\text{m}^2$ although n_{eff} s are heterogeneous [4]. Core pitch A was $30 \mu\text{m}$ and Δn_{eff} and R_{pk} between different combinations of cores are

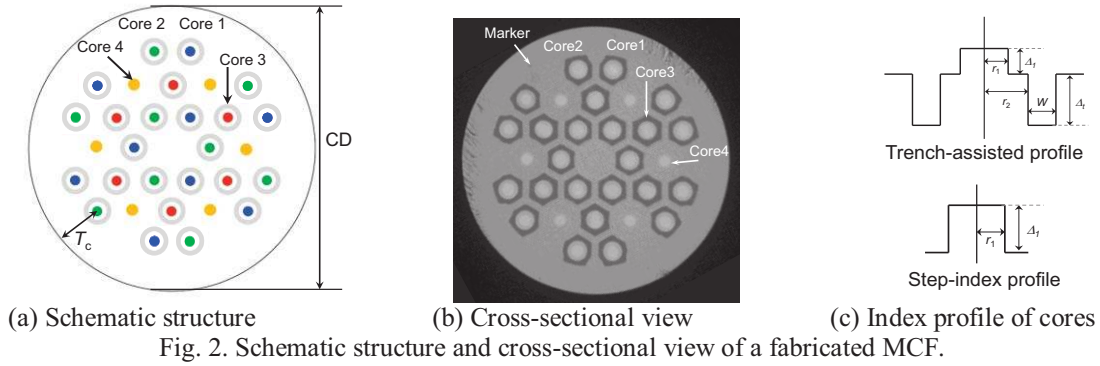


Fig. 2. Schematic structure and cross-sectional view of a fabricated MCF.

Tab. 1. Design parameters of a fabricated fiber.

	r_1 [μm]	Δ_1 [%]	r_2/r_1	W/r_1	$A_{\text{eff}}^{(2)}$ [μm^2]		$\Delta n_{\text{eff}}^{(2)}$	R_{pk} [mm]
Core 1 ¹⁾	4.76	0.338	1.7	1.0	80.2	Core 1-2	0.00051	86
Core 2 ¹⁾	4.62	0.305	1.7	1.0	80.3	Core 1-3	0.00100	44
Core 3 ¹⁾	4.47	0.273	1.7	1.2	80.2	Core 1-4	0.00063	69
Core 4	4.68	0.388	—	—	80.0	Core 2-3	0.00050	88
						Core 2-4	0.00113	38
						Core 3-4	0.00163	27

shown in Table 1. We evaluated d for Δn_{eff} s by selecting the core combination. The cladding diameter (CD) was 229 μm . The outer cladding thickness (T_c) was 33.8 μm in terms of excess loss due to a high-index coating [8].

We fabricated a 30-core fiber by the stack-and-draw method based on the design. Average A was 29.7 μm , CD was 228 μm , and fiber length L was 9.6 km. Average A_{eff} at 1.55 μm was 77.3 μm^2 and cable cutoff wavelengths were less than 1.57 μm .

4. Crosstalk characteristics of a fabricated fiber

We measured XT using statistical measurements by sweeping the wavelength and a TA-SMF was used as the incident and receiving fiber to improve the dynamic range of XT to about 80 dB [6]. Figure 3 compares the simulated and measured XT of Core 1-2, Core 1-4, and Core 1-3 for $L = 22$ m. R dependence of XT was simulated for d of 50 mm, 1 m, 10 m, and 100 m. We measured the XT of the freely-coiled fiber at R of 140 mm, 70 mm, and 35 mm to confirm the XT behavior at around R_{pk} . Figure 3 demonstrates that the simulated XT and measured XT show good agreement over the R -dominant region of $R < R_{\text{pk}}$. We cannot determine d from Fig. 3 because XT at $R > R_{\text{pk}}$ was approximately -80 dB, which is close to the threshold of our measurement system.

The measured XT of the 9.6-km fiber are plotted in Fig. 4. The simulated XT at $L = 9.6$ km for various d s are also plotted. The fiber was wound on a spool of $R = 155$ mm. Correlation lengths d are estimated to about 1 m, 100 m, and 10 m, respectively. Note that d estimated from Fig.4 (c) involves uncertainty because the measured XT is close to the threshold of our measurement system. Figure 4 suggests that d of the heterogeneous MCF are larger than that of the QH-MCF and depends on Δn_{eff} between cores.

The fabricated MCF realized XT of less than -50 dB at $L =$ about 10 km. The 100-km XT of the MCF is estimated to be less than -40 dB, realizing high-density transmission with a high-order modulation format [1].

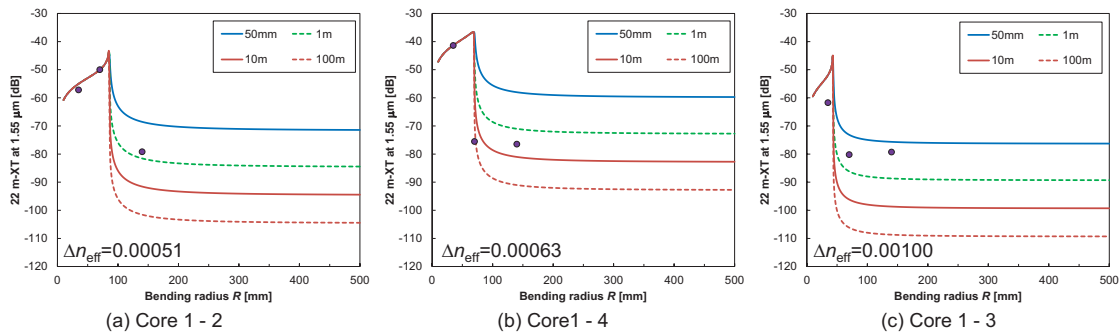


Fig. 3. Measured and calculated 22-m XT at 1.55 μm for core combinations with different Δn_{eff} . (Solid symbols: measured XT, Lines: calculated XT)

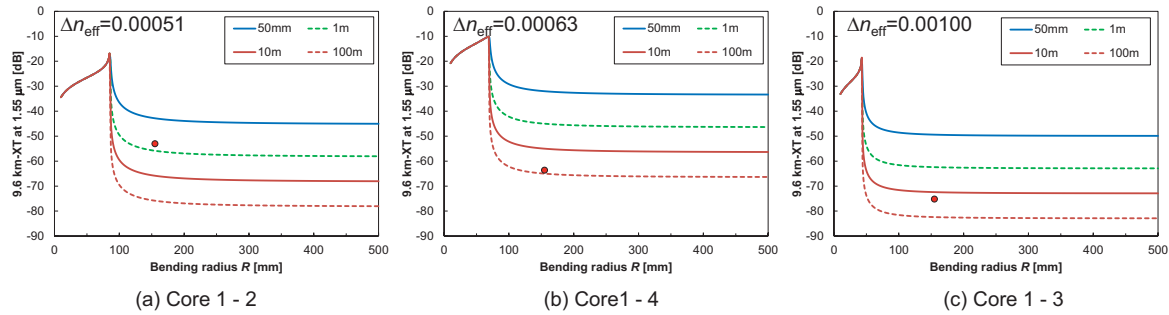


Fig. 4. Measured and calculated 9.6-km XT at 1.55 μm for core combinations with different Δn_{eff} . (Solid symbols: measured XT, Lines: calculated XT)

5. Spatial multiplicity of a fabricated fiber

Figure 5 shows the spatial multiplicity and the worst XT at $L = 100$ km, which is the total XT when all neighboring cores are excited, of the fabricated single-mode MCFs (SM-MCFs). Figures 5 (a) and (b) show the relative core multiplicity factor (RCMF), defined by Eq. 4 [8], and the core count N , respectively. The RCMF of the fabricated 30-core fiber is reached at about 9 with low worst-case XT of -40 dB whereas that of the previous SM-MCFs was less than 7, and the core count of the 30-core fiber also greatly increases compared to that of the previous SM-MCFs.

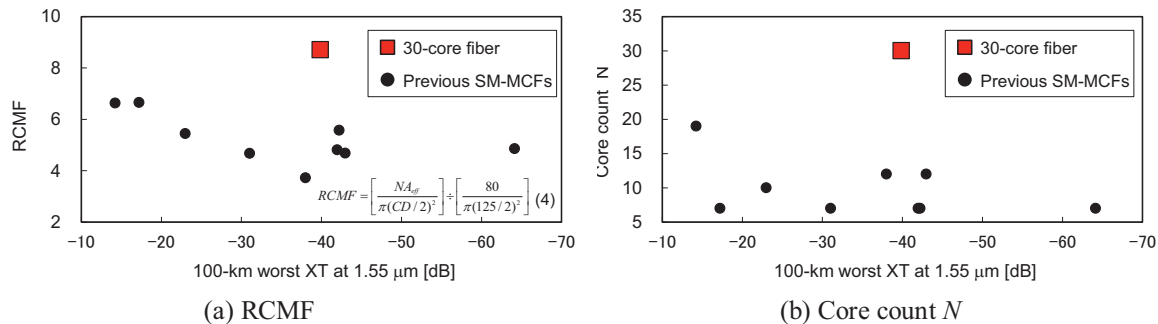


Fig. 5. Comparison of spatial multiplicity of fabricated single-mode MCFs.

6. Conclusion

We designed and fabricated a 30-core fiber with four types of cores to realize high-density core arrangement with low XT and investigated the correlation length between heterogeneous cores. The fabricated 30-core fiber achieved A_{eff} of $\sim 80 \mu\text{m}^2$ and low XT of less than -50 dB at 9.6 km even though up to 30 cores were arranged in the limited cladding diameter of less than $230 \mu\text{m}$, and correlation lengths were estimated to be more than 1 m.

Acknowledgement

A part of this work is supported by the EU-Japan coordinated R&D project on “Scalable And Flexible optical Architecture for Reconfigurable Infrastructure (SAFARI)” by the Ministry of Internal Affairs and Communications (MIC) of Japan and EC Horizon 2020.

7. References

- [1] H. Takara et al., “1.01-Pb/s (12 SDM/222 WDM/456 Gb/s) crosstalk-managed transmission with 91.4-b/s/Hz aggregate spectral efficiency,” ECOC 2012, Th.3.C.1, 2012.
- [2] J. Sakaguchi et al., “19-core fiber transmission of 19x100x172-Gb/s SDM-WDM-PDM-QPSK signals at 305Tb/s,” OFC/NFOEC 2012, PDP5C.1, 2012.
- [3] S. Matsuo et al., “Large-effective-area ten-core fiber with cladding diameter of about $200 \mu\text{m}$,” Opt. Letters, vol. 36, no. 23, pp. 4626-4628, 2011.
- [4] K. Saitoh et al., “Low-crosstalk multicore fibers for long-haul transmission,” SPIE 8284, 82840I, 2012.
- [5] K. Takenaga et al., “An investigation on crosstalk in multi-core fibers by introducing random fluctuation along longitudinal direction,” IEICE Trans. Commun., vol. E94-B, no. 2, pp. 409-416, 2011.
- [6] T. Hayashi et al., “Characterization of crosstalk in ultra-low-crosstalk multi-core fiber,” IEEE J. Lightwave Tech., vol. 30, no. 4, pp. 583-89, 2012.
- [7] M. Koshiba et al., “Analytical expression of average power-coupling coefficients for estimating inter core crosstalk in multicore fibers,” IEEE Photon. J., vol. 4, pp. 1987-1995, 2012.
- [8] K. Takenaga et al., “A large effective area multi-core fiber with an optimized cladding thickness,” Opt. Express, vol. 19, no. 26, pp. B543-B550, 2011.