

High-Fidelity Adaptive Qubit Detection through Repetitive Quantum Nondemolition Measurements

D. B. Hume, T. Rosenband, and D. J. Wineland

Time and Frequency Division, National Institute of Standards and Technology, 325 Broadway, Boulder, Colorado 80305, USA
(Received 14 May 2007; published 17 September 2007)

Using two trapped ion species ($^{27}\text{Al}^+$ and $^9\text{Be}^+$) as primary and ancillary quantum systems, we implement qubit measurements based on the repetitive transfer of information and quantum nondemolition detection. The repetition provides a natural mechanism for an adaptive measurement strategy, which leads to exponentially lower error rates compared to using a fixed number of detection cycles. For a single qubit we demonstrate 99.94% measurement fidelity. We also demonstrate a technique for adaptively measuring multiple qubit states using a single ancilla, and apply the technique to spectroscopy of an optical clock transition.

DOI: 10.1103/PhysRevLett.99.120502

PACS numbers: 03.67.-a, 32.80.Pj

Reliable state detection plays a central role in quantum-limited metrology and quantum information processing (QIP). For example, in quantum computation, low error probabilities during detection are required to achieve good efficiency [1]. In practice, detection fidelity is limited by state perturbations and noise during the measurement process. One way to mitigate these effects is to couple the primary quantum system to an ancillary quantum system used for measurement [1–5]. If the measurement process does not affect the projected states of the primary system, it constitutes a quantum nondemolition (QND) measurement [5–9]. An important feature of a QND measurement is its repeatability, which allows for high-fidelity state detection in the presence of noise. The repetitive transfer of information from the primary to the ancillary system followed by detection of the ancilla state provides a natural mechanism for real-time measurement feedback, which can further enhance detection efficiency [10–12].

Ancilla-assisted detection, as formulated here, follows three steps: (1) ancilla preparation, (2) coupling the ancilla and primary systems, and (3) ancilla measurement. These steps are described by a quantum-mechanical operator $\hat{H}(t)$, which includes the free evolution of the states as well as the interactions necessary for measurement. If \hat{O}_P is the measured observable of the system and

$$[\hat{H}(t), \hat{O}_P] = 0, \quad (1)$$

for all t , then it is a QND measurement [2,6]. As an example, consider measuring a single qubit in the superposition state $\alpha|\downarrow\rangle_P + \beta|\uparrow\rangle_P$, and let $\hat{O}_P = |\downarrow\rangle_P\langle\downarrow|_P$ so that $\langle\hat{O}_P\rangle = |\alpha|^2$. The ancilla is first prepared in a known initial state, $|\downarrow\rangle_A$. During subsequent interaction with the primary system the state is directed to evolve to $\alpha|\downarrow\rangle_P|\downarrow\rangle_A + \beta|\uparrow\rangle_P|\uparrow\rangle_A$. The state of the coupled system is then detected by applying the measurement operator for the ancillary system, $\hat{O}_A = |\downarrow\rangle_A\langle\downarrow|_A$. In this ideal case,

$$\langle\hat{O}_A\rangle = \langle\hat{O}_P\rangle. \quad (2)$$

In the presence of noisy interactions and imperfect ancilla measurements, Eq. (2) is not strictly upheld. But, to the degree that Eq. (1) holds and the measurement constitutes a QND measurement, it may be repeated several times to improve the measurement fidelity. The aggregate detection after multiple cycles of information transfer and ancilla measurement projects the primary quantum system into the state $|\downarrow\rangle_P(|\uparrow\rangle_P)$ with probability $|\alpha|^2(|\beta|^2)$.

We apply these ideas to high-fidelity measurements of one- and two-qubit systems in an ion trap. Ion qubits are typically detected by state-dependent fluorescence scattering [13–15]. For the qubits used here, this method is impractical, so we use a second ion species as an ancillary system, which is read out using the fluorescence technique. $^{27}\text{Al}^+$ ions form the primary quantum system and a single $^9\text{Be}^+$ ancilla is used for sympathetic laser cooling [16] and state detection [4]. Both ion species can be considered as qubits, each having an auxiliary internal state used in the

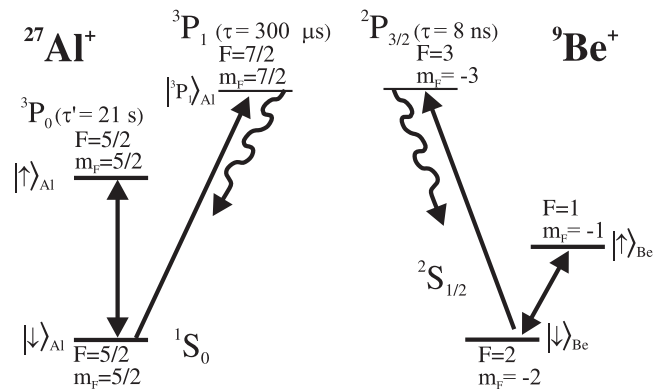


FIG. 1. Relevant energy levels in $^{27}\text{Al}^+$ and $^9\text{Be}^+$. The states $|\downarrow\rangle_{\text{Al}}$ and $|\uparrow\rangle_{\text{Al}}$ form the qubit to be measured. The $m_F = \frac{7}{2}$ Zeeman sublevel of the $3P_1$ state forms a closed transition with $|\downarrow\rangle_{\text{Al}}$. The widely separated excited state lifetimes in Al^+ , 21 s and 300 μ s, allow for many repetitions of the detection procedure in a single experiment. The qubit states in Be^+ are distinguished by state-dependent resonance fluorescence [17].

detection procedure (Fig. 1). In Al^+ , the qubit states consist of the $|^1S_0; F = \frac{5}{2}, m_F = \frac{5}{2}\rangle \equiv |\downarrow\rangle_{\text{Al}}$ ground state and the metastable $|^3P_0; F = \frac{5}{2}, m_F = \frac{5}{2}\rangle \equiv |\uparrow\rangle_{\text{Al}}$ optically excited state. Transitions through the $|^3P_1; F = \frac{7}{2}, m_F = \frac{7}{2}\rangle \equiv |^3P_1\rangle_{\text{Al}}$ auxiliary state mediate the measurement interaction. In Be^+ , two hyperfine Zeeman sublevels of the $^2S_{1/2}$ ground state, $|F = 2, m_F = -2\rangle \equiv |\downarrow\rangle_{\text{Be}}$ and $|F = 1, m_F = -1\rangle \equiv |\uparrow\rangle_{\text{Be}}$, comprise the qubit. A pair of laser beams induces coherent stimulated-Raman transitions between Be^+ qubit states. Detection of the Be^+ state relies on state-dependent resonance fluorescence from the $|\downarrow\rangle_{\text{Be}} \rightarrow |^2P_{3/2}; F = 3, m_F = -3\rangle$ cycling transition [17].

Before measurement the Al^+ system is prepared in a superposition state. The ions are then laser-cooled to the motional ground state [16] and Be^+ is initialized to $|\downarrow\rangle_{\text{Be}}$ [17]. A series of laser pulses transfers the information in the Al^+ system first to a collective motional state then to the Be^+ internal state followed by Be^+ detection [4]. The individual steps and their durations are (1) Doppler cooling all modes ($\approx 600 \mu\text{s}$), (2) Raman cooling axial modes to ground state (1 ms), (3) Be^+ preparation to the state $|\downarrow\rangle_{\text{Be}}$ (1 μs), (4) Interaction between Al^+ and Be^+ ($\approx 25 \mu\text{s}$), and (5) Be^+ state detection (200 μs).

To measure the state of one Al^+ we couple the ions (step 4) through the axial in-phase motional mode ($\omega_m = 2\pi \times 2.62 \text{ MHz}$) [4]. Here, we denote Fock states of motion as $|n\rangle_m$. First, a π pulse on the $|\downarrow\rangle_{\text{Al}}|0\rangle_m \rightarrow |^3P_1\rangle_{\text{Al}}|1\rangle_m$ sideband transition inserts a motional quantum into the mode dependent on the ion being in the $|\downarrow\rangle_{\text{Al}}$ state. The information in the motional state is then transferred to the internal state of Be^+ using a π pulse on the $|\downarrow\rangle_{\text{Be}}|1\rangle_m \rightarrow |\uparrow\rangle_{\text{Be}}|0\rangle_m$ transition. This sequence implements an entangling operation,

$$(\alpha|\downarrow\rangle_{\text{Al}} + \beta|\uparrow\rangle_{\text{Al}})|\downarrow\rangle_{\text{Be}} \rightarrow \alpha|^3P_1\rangle_{\text{Al}}|\uparrow\rangle_{\text{Be}} + \beta|\uparrow\rangle_{\text{Al}}|\downarrow\rangle_{\text{Be}}. \quad (3)$$

After measurement, the Al^+ ion is projected into $|\uparrow\rangle_{\text{Al}}$ with probability $|\beta|^2$. Because the 1S_0 to 3P_1 transition is closed, the Al^+ ion is projected into the manifold of $|\downarrow\rangle_{\text{Al}}$ and $|^3P_1\rangle_{\text{Al}}$ states with probability $|\alpha|^2$. Although temporary optical excitation into $|^3P_1\rangle_{\text{Al}}$ represents a departure from the strict definition of a QND measurement, we can formally address this by defining the state $|\downarrow\rangle_{\text{Al}}$ to include the eigenspace spanned by the 1S_0 and 3P_1 states. Spontaneous emission from the 3P_1 state ($\tau \approx 300 \mu\text{s}$) effectively reprepares Al^+ back in the 1S_0 with probability greater than 99% before another detection cycle can be implemented.

Imperfect cooling and transfer pulses give rise to a single-cycle detection error of approximately 15%. However, the fidelity can be improved by repeating the procedure. For the j th cycle of the measurement procedure, a number of photons n_j is scattered from the Be^+ ion and collected in a photomultiplier tube. The entire measure-

ment yields a series of photon counts, $\{n_j\}$, that are used to determine the Al^+ state. We analyze n_j in real time, providing the means to actively control the measurement process. Before the first cycle, we assume equal prior likelihoods for Al^+ qubit states. The probability, $P(n|i)$, of observing n photons given state $|i\rangle$ of the Al^+ system is determined based on histograms continuously updated from previous measurements [18]. The probability, $P(\{n_j\}|i)$, of $|i\rangle$ producing the observed series of photon counts is $P(\{n_j\}|i) = \prod_j P(n_j|i)$. Applying Bayes's rule,

$$P(i|\{n_j\}) = \frac{P(\{n_j\}|i)}{\sum_k P(\{n_j\}|k)}, \quad (4)$$

yields the probability of a particular state $|i\rangle$ given the observed series of photon counts. Here, k spans all states in the Al^+ system, for example, the two-qubit states in the case of a single aluminum ion. This procedure provides both the most likely state of Al^+ , $|i_{\text{max}}\rangle$, and also the probability of measurement error, $1 - P(i_{\text{max}}|\{n_j\})$. The first assigns detection outcomes, while the second is used to optimize the measurement process. Specifically, we repeat the detection cycles only until the aggregate detection reaches a desired error probability.

To experimentally determine the error rate for state discrimination, we compare two consecutive detection sequences, each of which separately determines $|i\rangle$ and reaches a specified minimum error probability. If the two

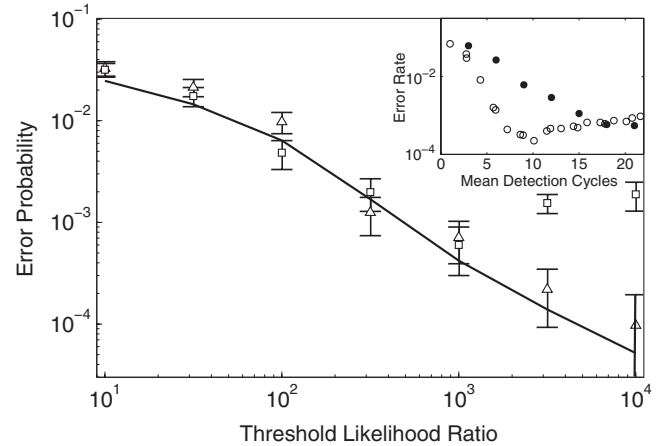


FIG. 2. Observed (symbols) and calculated (solid line) error rates for repeated detections are plotted as a function of the threshold likelihood ratio defined as the greater of $P(\{n_j\}|\uparrow)_{\text{Al}}/P(\{n_j\}|\downarrow)_{\text{Al}}$ or $P(\{n_j\}|\downarrow)_{\text{Al}}/P(\{n_j\}|\uparrow)_{\text{Al}}$. The 1S_0 detections (triangles) reach a repeatability of 99.99% while 3P_0 detections (squares) are limited by the state lifetime to 99.94%. This is achieved for a desired likelihood ratio of 10^3 , requiring a mean number of detection cycles equal to 6.54. Inset: Simulation of qubit detection, using experimental histograms, comparing the case in which the number of detection cycles is fixed (filled circles) to that in which it is adaptive (open circles). The ability to estimate errors in real time significantly increases measurement efficiency.

results agree, both detections are counted as correct, while disagreement signifies an error. This analysis allows us to compare the actual error rate with the real-time prediction. Errors quantified in this way also represent the fidelity of quantum state preparation [19]. The results for a single Al⁺ ion are plotted in Fig. 2. The observed errors agree well with the predicted error rate for fidelities up to 99.94%. In the case of detecting $|\downarrow\rangle_{\text{Al}}$, the observed error rate is as low as 9×10^{-5} . However, for $|\uparrow\rangle_{\text{Al}}$ detections, the state lifetime $\tau' = 21$ s limits the number of times the detection cycle can be repeated and still yield an accurate prediction. Here, the observed error rate reaches a minimum at 6×10^{-4} , then increases to above 1×10^{-3} as we demand higher measurement confidence through more repetitions. This error rate agrees with that predicted from the decay rate and the interval between detection cycles. The $|\uparrow\rangle_{\text{Al}}$ state lifetime τ' and measurement cycle duration, t_c set an upper bound on the attainable detection fidelity; that is, no measurement can achieve an error rate lower than the probability of decay before the first detection, $t_c/\tau' \approx 10^{-4}$ in the experiment here.

To investigate the gain in sensitivity achieved with adaptive measurements, we perform a Monte Carlo simulation of the detection procedure based on experimentally observed histograms. We compare the adaptive scheme, which uses the minimum number of cycles necessary to achieve a given fidelity, to a detection scheme where the number of detection cycles is set to a particular value [Fig. 2 (inset)]. The simulation assumes uncorrelated errors and includes spontaneous decay based on the known 3P_0 state lifetime and an experimental cycle time. In both the adaptive and fixed cases the final state determination results from Bayesian analysis, which gives optimal results based on the detection record. As a function of mean detection duration, the adaptive detection gives an exponentially lower error rate until reaching the minimum error imposed by spontaneous decay. Although the minimum error achieved is nearly equal for both cases, the adaptive scheme decreases the time required to reach the minimum by more than a factor of 2. In the absence of effects such as spontaneous decay, which disturb state populations, this gain in measurement efficiency would continue independent of the detection time.

Adaptive detection also provides a means to measure and prepare the state of a multiple qubit system without the need for individual qubit addressing. Although a single ancilla qubit can yield at best 1 bit of information in a measurement cycle, repeating the measurement process and varying the parameters of the interaction yields more information [2]. To demonstrate the detection of two Al⁺ ions, we use a symmetric spatial configuration of the ions (Be⁺ centered between the two Al⁺ ions). First, all nine normal modes are Doppler cooled. The antisymmetric modes, which normally do not couple to Be⁺, are Doppler cooled sympathetically by first distorting the ion

configuration with application of a static electric field and then adiabatically relaxing the system back to the aligned configuration. The two axial modes that couple to Be⁺ are cooled to the ground state and Be⁺ is prepared in $|\downarrow\rangle_{\text{Be}}$.

The measurement interaction for two Al⁺ ions proceeds as follows: (1) $|\downarrow\rangle_{\text{Be}}|0\rangle_m \rightarrow |\uparrow\rangle_{\text{Be}}|1\rangle_m$ π pulse, (2) $|\downarrow\rangle_{\text{Al}}|1\rangle_m \rightarrow |{}^3P_1\rangle_{\text{Al}}|0\rangle_m$ (variable duration), and (3) $|\uparrow\rangle_{\text{Be}}|1\rangle_m \rightarrow |\downarrow\rangle_{\text{Be}}|0\rangle_m$ π pulse. The first pulse inserts a quantum of motion into the selected motional mode, the second pulse entangles the motional state with the internal Al⁺ qubit pair, and the final pulse transfers information in the motional state to the internal state of Be⁺.

The 3P_1 sideband Rabi rate (step 2) depends only on the number of ions in the $|\downarrow\rangle_{\text{Al}}$ state (zero, one, or two). Experimental excitation curves for these three cases are plotted in Fig. 3. With one Al⁺ ion in $|\downarrow\rangle_{\text{Al}}$, flopping between $|\downarrow\rangle_{\text{Al}}|1\rangle_m$ and $|{}^3P_1\rangle_{\text{Al}}|0\rangle_m$ will proceed with a Rabi rate given by $\Omega_{R,1} \approx \Omega_c \eta$, where Ω_c is the carrier Rabi frequency and η is the Lamb-Dicke parameter for each of the aluminum ions [17]. With two Al⁺ ions in $|\downarrow\rangle_{\text{Al}}$, both ions contribute coherently to the sideband excitation. Rabi flopping carries the aluminum system to an entangled state, $|\downarrow\rangle_{\text{Al}}|\downarrow\rangle_{\text{Al}}|1\rangle_m \rightarrow \frac{1}{\sqrt{2}}(|{}^3P_1\rangle_{\text{Al}}|\downarrow\rangle_{\text{Al}} + |\downarrow\rangle_{\text{Al}}|{}^3P_1\rangle_{\text{Al}})|0\rangle_m$ with characteristic Rabi rate $\Omega_{R,2} \approx \sqrt{2}\Omega_c \eta$ [20]. The fitted Rabi rates agree with those expected.

Two particular transfer pulse durations, $T_1 = 30$ μs and $T_2 = 80$ μs , exhibit good discrimination between one particular state and the other two. A combination of detec-

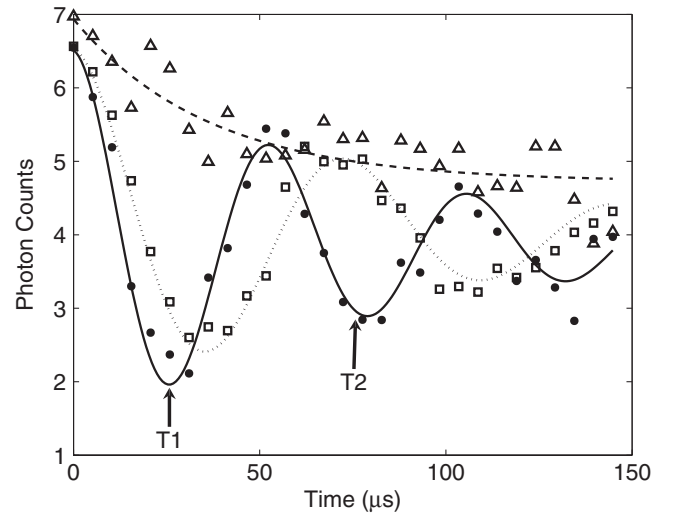


FIG. 3. Red sideband Rabi flopping on the $|\downarrow\rangle_{\text{Al}} - |{}^3P_1\rangle_{\text{Al}}$ transition beginning with one quantum of motion. The fluorescence signal is obtained after transferring the motional information to the qubit state of Be⁺. The three possible numbers of ground state Al⁺ ions, 2 (solid circles), 1 (empty squares), and 0 (empty triangles), are distinguished by their sideband Rabi rate. For zero ground state ions, the known signal admixture from one ground state ion due to detection errors was removed. We determine the state of excitation in the aluminum ion system after making multiple mapping sequences with pulses of duration T_1 or T_2 .

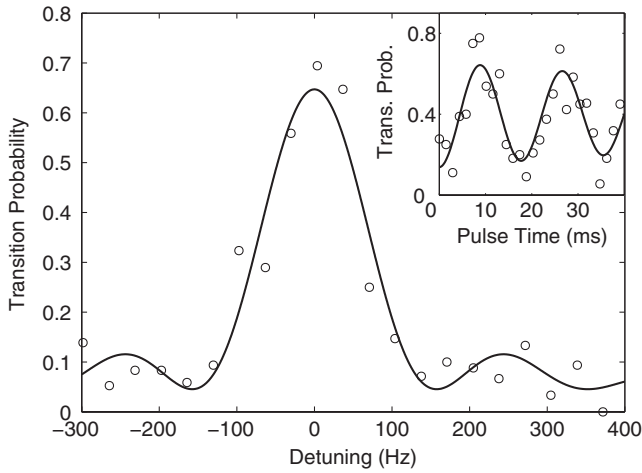


FIG. 4. Signal from 3P_0 spectroscopy using two Al^+ and one Be^+ ancilla. Obtaining this signal depends on the ability to prepare the $|\downarrow\rangle_{\text{Al}}|\downarrow\rangle_{\text{Al}}$ or $|\uparrow\rangle_{\text{Al}}|\uparrow\rangle_{\text{Al}}$ state of the Al^+ system because transitions between $|\downarrow\rangle_{\text{Al}}|\uparrow\rangle_{\text{Al}}$ and $|\uparrow\rangle_{\text{Al}}|\downarrow\rangle_{\text{Al}}$ will not be detected. Inset: Rabi flopping on the 3P_0 transition. Signal contrast is limited by fluctuations in the 3P_0 excitation, rather than detection efficiency.

tion cycles using these two pulse durations distinguishes the three states. In this scheme, the real-time Bayesian analysis plays the additional role of determining the pulse duration that maximizes contrast between the two most likely states based on previous measurements. As before, we measure the error rate for state discrimination by comparing consecutive detection sequences, and find a detection fidelity of 98.3%.

We have performed spectroscopy of the $|\downarrow\rangle_{\text{Al}} \rightarrow |\uparrow\rangle_{\text{Al}}$ transition on two Al^+ ions using this scheme. Figure 4 shows a Fourier-limited line shape and Rabi flopping (inset). Although we have high detection fidelity, various sources of noise including ion temperature, laser intensity noise and off-resonant excitation of the ground state into the $|\uparrow\rangle_{\text{Al}}$, $F = \frac{7}{2}$, $m_F = \frac{5}{2}$ state due to imperfect polarization are the primary limits to signal contrast. Improvements in laser cooling could improve both signal contrast and detection fidelity.

A practical application for the techniques we describe is the operation of an optical atomic clock based on Al^+ [21]. The time scale for probing the $^1S_0 \rightarrow ^3P_0$ transition (100 ms) significantly exceeds the detection duration (≈ 10 ms) so that the clock performance is not significantly affected by the time required for detection. These techniques may also be important for scalable quantum computation in a general context. Efficient state detection is a basic requirement, which may ultimately depend on re-

peated QND measurements as demonstrated here for ions. More specifically, trapped ion systems composed of two species have previously been proposed for large-scale QIP [22,23]. Here, one species carries the qubit, and the other provides sympathetic cooling. Such a two-species system could also utilize an analogous protocol to the one we describe, thereby reaching very high detection fidelity in a minimal time period.

This work is supported by ONR and Disruptive Technology Office (DTO) under Contract No. 712868. We thank R.J. Epstein, J.J. Bollinger, and E. Knill for helpful comments on the manuscript. Contribution of NIST; not subject to U.S. copyright.

Note added in proof.—Since submission of this Letter, a related experiment [24] has been published. This work involves measurement of photon Fock states in an optical cavity, but the techniques of information transfer and Bayesian analysis applied to QND measurements are similar to the work reported here.

-
- [1] D. P. DiVincenzo, *Scalable Quantum Computers* (Wiley-VCH, Berlin, 2001).
 - [2] S. Haroche and J.-M. Raimond, *Exploring the Quantum* (Oxford University Press, Oxford, 2006).
 - [3] T. Schaetz *et al.*, Phys. Rev. Lett. **94**, 010501 (2005).
 - [4] P. O. Schmidt *et al.*, Science **309**, 749 (2005).
 - [5] S. Gleyzes *et al.*, Nature (London) **446**, 297 (2007).
 - [6] C. Caves *et al.*, Rev. Mod. Phys. **52**, 341 (1980).
 - [7] S. Peil and G. Gabrielse, Phys. Rev. Lett. **83**, 1287 (1999).
 - [8] T. Meunier *et al.*, Phys. Rev. B **74**, 195303 (2006).
 - [9] A. Lupascu *et al.*, Nature Phys. **3**, 119 (2007).
 - [10] M. A. Armen *et al.*, Phys. Rev. Lett. **89**, 133602 (2002).
 - [11] R. L. Cook *et al.*, Nature (London) **446**, 774 (2007).
 - [12] Hannemann, Th. *et al.*, Phys. Rev. A **65**, 050303 (2002).
 - [13] R. Blatt and P. Zoller, Eur. J. Phys. **9**, 250 (1988).
 - [14] M. Acton *et al.*, Quantum Inf. Comput. **6**, 465 (2006).
 - [15] C. Langer, Ph.D. thesis, University of Colorado, 2006.
 - [16] M. D. Barrett *et al.*, Phys. Rev. A **68**, 042302 (2003).
 - [17] C. Monroe *et al.*, Phys. Rev. Lett. **75**, 4011 (1995).
 - [18] Updates are made by applying an exponential filter to previous measurement results, providing accurate histograms even if experimental parameters slowly drift.
 - [19] A. Lupascu *et al.*, Phys. Rev. Lett. **96**, 127003 (2006).
 - [20] B. E. King *et al.*, Phys. Rev. Lett. **81**, 1525 (1998).
 - [21] T. Rosenband *et al.*, Phys. Rev. Lett. **98**, 220801 (2007).
 - [22] D. J. Wineland *et al.*, J. Res. Natl. Inst. Stand. Technol. **103**, 259 (1998).
 - [23] D. Kielpinski, C. Monroe, and D. J. Wineland, Nature (London) **417**, 709 (2002).
 - [24] Guerlin *et al.*, Nature (London) **448**, 889 (2007)