

# Impact of Public Health Interventions on Seasonal Influenza Activity During the COVID-19 Outbreak in Korea

Hyunju Lee,<sup>1,2,a</sup> Heeyoung Lee,<sup>2,3,a</sup> Kyoung-Ho Song,<sup>2,4,○</sup> Eu Suk Kim,<sup>2,4</sup> Jeong Su Park,<sup>2,5</sup> Jongtak Jung,<sup>2,4</sup> Soyeon Ahn,<sup>6</sup> Eun Kyeong Jeong,<sup>7</sup> Hyekyung Park,<sup>7</sup> and Hong Bin Kim<sup>2,4</sup>

<sup>1</sup>Department of Pediatrics, Seoul National University Bundang Hospital, Seongnam, Republic of Korea, <sup>2</sup>Seoul National University College of Medicine, Seoul, Republic of Korea, <sup>3</sup>Center for Public Health, Seoul National University Bundang Hospital, Seongnam, Republic of Korea, <sup>4</sup>Department of Internal Medicine, Seoul National University Bundang Hospital, Seongnam, Republic of Korea, <sup>5</sup>Department of Laboratory Medicine, Seoul National University Bundang Hospital, Seongnam, Republic of Korea, <sup>6</sup>Department of Medical Research Collaborating Center, Seoul National University Bundang Hospital, Seongnam, Republic of Korea, and <sup>7</sup>Korea Centers for Disease Control and Prevention, Cheongju, Republic of Korea

(See the Editorial Commentary by Wiese et al on pages e141–3.)

**Background.** Coronavirus disease 2019 (COVID-19) was introduced in Korea early with a large outbreak in mid-February. We reviewed the public health interventions used during the COVID-19 outbreak and describe the impact on seasonal influenza activity in Korea.

**Methods.** National response strategies, public health interventions and daily COVID-19–confirmed cases in Korea were reviewed during the pandemic. National influenza surveillance data were compared between 7 sequential seasons. Characteristics of each season, including rate of influenza-like illness (ILI), duration of epidemic, date of termination of epidemic, distribution of influenza virus strain, and hospitalization, were analyzed.

**Results.** After various public health interventions including enforced public education on hand hygiene, cough etiquette, staying at home with respiratory symptoms, universal mask use in public places, refrain from nonessential social activities, and school closures the duration of the influenza epidemic in 2019/2020 decreased by 6–12 weeks and the influenza activity peak rated 49.8 ILIs/1000 visits compared to 71.9–86.2 ILIs/1000 visits in previous seasons. During the period of enforced social distancing from weeks 9–17 of 2020, influenza hospitalization cases were 11.9–26.9-fold lower compared with previous seasons. During the 2019/2020 season, influenza B accounted for only 4%, in contrast to previous seasons in which influenza B accounted for 26.6–54.9% of all cases.

**Conclusions.** Efforts to activate a high-level national response not only led to a decrease in COVID-19 but also a substantial decrease in seasonal influenza activity. Interventions applied to control COVID-19 may serve as useful strategies for prevention and control of influenza in upcoming seasons.

**Keywords.** COVID-19; severe acute respiratory syndrome coronavirus 2; influenza.

The coronavirus disease 2019 (COVID-19) outbreak, which was first detected in December 2019 in Wuhan, Hubei Province, China, has quickly spread throughout countries worldwide. COVID-19 was introduced in Korea early with the first case diagnosed on 20 January 2020 [1], soon followed by an explosive outbreak of approximately 8164 cases in the city of Daegu and Gyeongsangbuk-do in mid-February [1]. These epidemiologic factors led the Korean government to activate a high-level national response to contain COVID-19 in the country early in the pandemic.

Korea has gone through a great transformation on policies for emerging infectious diseases after an outbreak of Middle East respiratory syndrome coronavirus (MERS-CoV) in 2015 [2]. A single imported MERS-CoV infection case led to a large outbreak, including 186 confirmed cases across 16 hospitals with 38 deaths, and 16 752 individuals were quarantined during the outbreak, which led to a substantial impact not only on the medical healthcare system but also in many areas including education, tourism, and political and economic sectors [3]. After the outbreak, high-level isolation units designated by the national government were increased, and regulations to support infection control in the hospital were implemented including increased staffing and reinforcement for education and training. The importance of risk communication in public health crisis management based on transparency and prompt delivery of accurate information to the public has been greatly emphasized and the Korean population's sensitization due to the 2015 MERS-CoV epidemic has facilitated the response of the public [4]. The early large-scale COVID-19 outbreak may show that

Received 24 April 2020; editorial decision 22 May 2020; accepted 28 May 2020; published online May 30, 2020.

<sup>a</sup>Hyunju Lee and Heeyoung Lee contributed equally to this manuscript.

Correspondence: H. B. Kim, Department of Internal Medicine, Seoul National University Bundang Hospital, 82 Gumi-ro, 173 Beon-gil, Bundang-gu, Seongnam, Gyeonggi-do, Korea, 13620 (hbkimmd@snu.ac.kr).

Clinical Infectious Diseases® 2021;73(1):e132–40

© The Author(s) 2020. Published by Oxford University Press for the Infectious Diseases Society of America. All rights reserved. For permissions, e-mail: journals.permissions@oup.com.  
DOI: 10.1093/cid/ciaa672

Korea was not sufficiently prepared for the next emerging infectious disease; however, Korea was early in recognizing the threat and the national response was activated rapidly with the implementation of multiple interventions.

These interventions were effective in not only containing the COVID-19 outbreak but we also found substantial changes in the seasonal influenza activity. Herein we aim to review the public health interventions used early in the COVID-19 outbreak and describe the impact on seasonal influenza activity in the community in Korea.

## METHODS

### COVID-19 in Korea and National Response Strategies

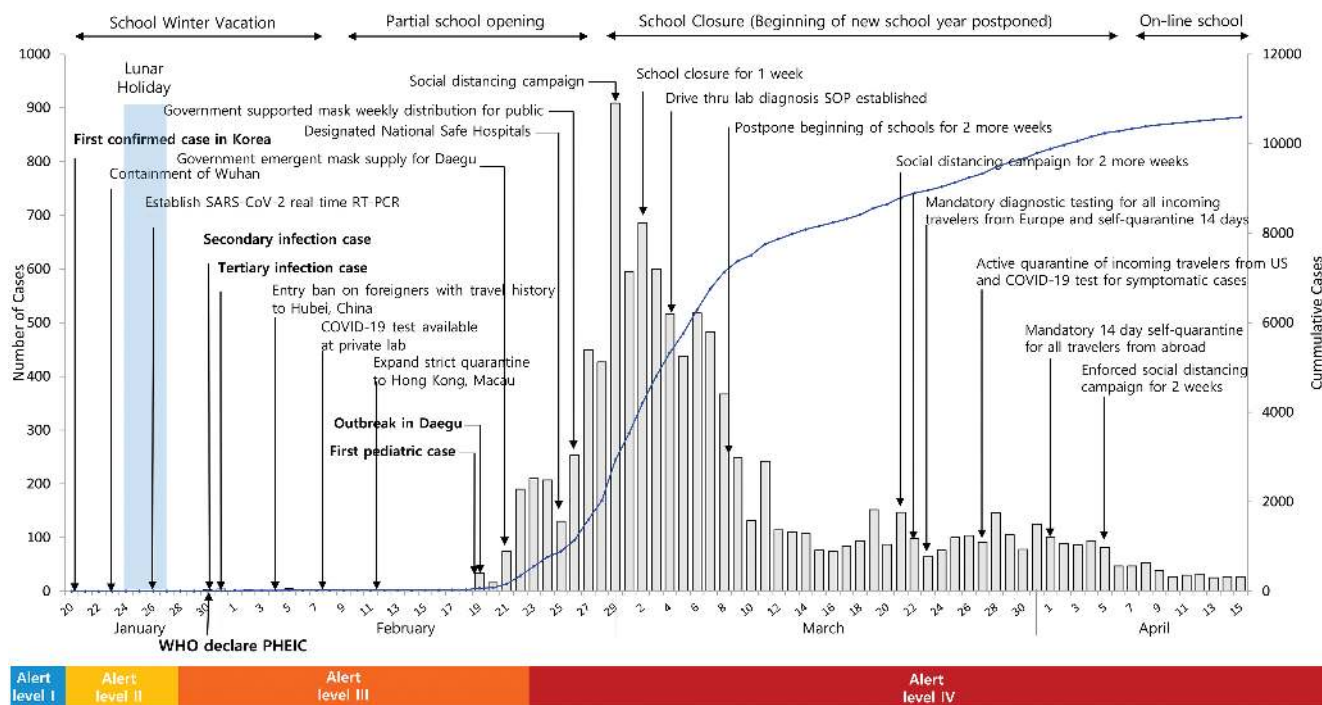
In this study, to assess the impact of the national response strategies to contain COVID-19, we reviewed the public health interventions implemented by date along with the number of cases of laboratory-confirmed COVID-19. Data are reported daily by the Korea Centers for Disease Control and Prevention (KCDC) and the Ministry of Health and Welfare (MOHW) and are available on a dedicated website [5].

As of 22 April 2020 a total of 10 694 cases have been diagnosed among 577 959 tests performed in Korea. The early introduction of COVID-19 led to rapid response in escalating the infectious-disease alert level from blue to yellow on 20 January 2020 up to red

by 23 February 2020. As an effort to contain COVID-19 during the large outbreak in Daegu and Gyeongsangbuk-do, with the second highest number of cases globally at that time, the KCDC and local health departments implemented multiple strategies to increase national capacities against outbreaks. Strategies included rapid activation of national response protocols led by national leadership, robust diagnostic screening with rapid turnaround time, prompt epidemiologic investigations, intensive contact tracing followed by quarantine measures, and redesigning the triage and treatment systems in the country by mobilizing the necessary resources for clinical care [6]. Figure 1 shows the number of cases along with the public health interventions implemented during the COVID-19 outbreak.

### Quarantine Measures

To prevent the spread of COVID-19 in the community, individuals identified as having contact with confirmed or suspected cases, along with individuals with recent travel to local areas affected in Korea with outbreaks, were quarantined at home or in residential treatment centers for 2 weeks. All persons were required to use a self-health check mobile app that was monitored by the local public health departments for compliance with isolation measures and symptom development. For those not able to utilize the self-health check mobile app, individuals were



**Figure 1.** COVID-19 cases and public health interventions by date in Korea. The lunar holiday was 25–27 January 2020. The majority of schools started winter vacation in late December or early January. Schools opened on 3 February for 1 or 2 weeks, or had vacation during February according to the academic calendar. The beginning of the new school year was postponed and school was closed from 1 March 2020. Social distancing was enforced by the government on 29 February 2020. The National Infectious Disease Risk Alert System for Emerging Infectious Diseases is classified into 4 levels (blue, yellow, orange, and red) based on risk of importation or local transmission. Abbreviations: COVID-19, coronavirus disease 2019; RT-PCR, reverse transcriptase–polymerase chain reaction; SARS-CoV-2, severe acute respiratory syndrome coronavirus 2; SOP, standard operating procedure; PHEIC, Public Health Emergency of International Concern; WHO, World Health Organization.

called or visited by the local health department [7]. For quarantine of travelers from abroad, entry was banned for foreigners with travel history to Hubei, China, since 4 February 2020. Strict quarantine was also required for travelers from Hong Kong and Macau, which later expanded to European countries, the United States, and by 1 April 2020, travelers from any country. Inbound travelers were required to self-quarantine for 14 days. Quarantine measures were reinforced by the Quarantine and Infectious Disease Control and Prevention Act [8].

#### **COVID-19 Screening**

Testing for COVID-19 was based on real-time reverse transcriptase–polymerase chain reaction (RT-PCR) of respiratory specimens [9]. Testing was done on all cases with epidemiologic risk factors for exposure to COVID-19, such as close contact with a confirmed case, contact to a local outbreak, or for overseas entrants. Testing was also performed on cases with severe respiratory illness with clinical or radiologic evidence of pneumonia or acute respiratory distress syndrome (ARDS). With the increase in COVID-19 transmission in countries, travelers from Europe were required to receive a COVID-19 test regardless of symptoms during self-quarantine as of 23 March 2020, symptomatic cases from the United States as of 27 March 2020, and from 1 April 2020 testing was required for travelers with fever or respiratory symptoms from all countries during the self-quarantine period.

#### **Contact Tracing**

For contact tracing, all COVID-19–confirmed cases were subject to prompt epidemiological investigation and quarantine of contacts. In cases where contact tracing was difficult, medical records, mobile GPS, closed-circuit television (CCTV), and credit card records were collected along with public announcements by the media to reach out to the public. Information on areas visited by cases with COVID-19 was provided on websites to inform the community of possible exposure risks [10, 11].

#### **Public Health Measures and Social Distancing**

Multiple public health measures were adapted, including education for self-protection against respiratory tract infections such as hand hygiene and cough etiquette [12, 13]. Persons with respiratory symptoms were recommended to stay at home until symptoms subsided. With regard to wearing masks, the government provided masks for areas of outbreak, and later at minimal cost for the public. Masks were initially recommended for use for those with respiratory symptoms when visiting hospitals, but later were used widely throughout the country in all cases of close person-to-person contact. Social distancing was initiated early in the outbreak, mostly based on voluntary participation of the public, and was enforced by the government on 29 February 2020. During the first week of March, public transportation usage decreased by 34.5% compared with January 2020 [14]. In Korea, the academic school year starts in March after a

long winter break from the end of December or early January. Academic calendars vary between schools, and schools may end either at the beginning of winter vacation or after students return to school in early February for 1 or 2 weeks. Among schools that did return in February, the majority finished the school year; however, some schools were closed in districts with COVID-19–confirmed cases. With the enforced social distancing, school closure or postponing the new school year started on 1 March 2020, and after 3 extensions, online classes started on 6 April 2020. Major messages for social distancing were to work from home, stay home except for essential matters, and cancel or postpone nonessential travel, conferences, and social gatherings [12]. High-risk facilities such as religious facilities, indoor fitness centers, and nightlife venues were strongly recommended to suspend operation and venues that remained in operation were required to strictly comply with infection-prevention guidelines set by the authorities. Detailed guidelines for various public prevention protocols including for individuals at the workplace and employers were established to limit exposure to people with respiratory symptoms and unnecessary physical contact.

#### **Health System Triage and Changes in Healthcare Systems**

In response to the outbreak, the health system was redesigned to manage COVID-19– and non-COVID-19–related needs [6]. Designated triage centers (called National Safe Hospitals) were established at district health centers or hospitals to provide segregated treatment for nonrespiratory and respiratory patients in order to guarantee medical services to patients in general and prevent spread of the virus. The government temporarily permitted nonrespiratory patients to receive counseling and prescriptions by phone to prevent infection within health-care institutions. Patients with suspected COVID-19 or those patients who developed fever or respiratory symptoms were advised to go to a screening center after guidance from a designated call center operated by the local public health department.

To strengthen infection control for nursing home and long-term-care facilities, the MOHW temporarily implemented a nursing hospital inspection system that enabled daily symptom monitoring of caregivers. COVID-19 tests were required for newly recruited caregivers. Costs for testing and isolation rooms were covered by the local governments and the national insurance system. Institutions were also provided with additional financial support when hospitals designated or increased infection-control personnel.

#### **Risk Communication**

For centralized and unified communication, government briefings were made to the public twice a day by the leadership of the Central Disaster Management Headquarters, Central Disease Control Headquarters, which were organized under MOHW and KCDC.

## Influenza Surveillance System in Korea

Korea operates a national influenza surveillance system based on the clinical sentinel surveillance system, laboratory sentinel surveillance system (KINRESS; Korea Influenza and Respiratory Viruses Surveillance System), and hospitalization surveillance system [15–17]. Influenza-like illness (ILI) surveillance includes approximately 200 sentinel sites of general outpatient clinics with the recommendation of a medical association. Among these sites, 100 centers are designated for adult patients and 100 centers for children. Influenza-like illness is defined as an acute respiratory infection with measured fever of 38°C or higher with cough or sore throat. The seasonal (epidemic) threshold each year is calculated based on the nonepidemic mean ILI incidence of the past 3 years + 2 standard deviations. Nonepidemic is defined as the influenza detection rate (percentage of respiratory samples positive for influenza) less than 2% for 2 or more weeks. The end of the influenza season is when the influenza and ILI cases are lower than the seasonal threshold for 3 consecutive weeks.

Laboratory sentinel surveillance is operated at 52 sites among the clinics participating in the clinical sentinel surveillance. Specimens are collected from nasal and nasopharyngeal specimens for RT-PCR to differentiate the influenza virus type and subtype of human influenza A viruses, including A(H1N1)pdm09, A(H3N2), A (not subtyped), and B. Influenza hospitalization surveillance collects data on patients admitted to the hospital or cases visiting the emergency department with confirmed influenza, and as of 2017 (week 31), includes approximately 200 hospitals with more than a 200-bed capacity.

Data from the national influenza surveillance system were analyzed for 7 consecutive seasons, from 2013/2014 to 2019/2020. Data were retrieved from data previously provided weekly and yearly by the KCDC on the sentinel surveillance system website [18]. Each season was analyzed from week 36 of the previous year to week 35, except in 2020 where data were available up to week 17. Differences between the influenza seasons were compared based on rate of ILI, duration of epidemic season, date of termination of epidemic, distribution of influenza virus strain and subtype, and data on hospitalization.

## Statistical Analysis

We applied single-series interrupted time-series analysis based on segmented linear regression to evaluate the impact of public health interventions [19]. To model the trend of ILI or influenza hospitalization, weekly seasonal trend and period effects were included in each model. The period effect herein quantified an average level change in outcome values over the intervention period. We considered 2 phases of the intervention period: week 4 to 8 (after the first COVID-19–confirmed case was reported) and week 9 to 17 (after enforced social distancing and school closure). In modelling the period effect of ILI trend, the epidemic curves within 2016/2017–2019/2020 seasons were

chosen after observing overall seasonal patterns. In the analysis of influenza hospitalization, only 2017/2018 to 2019/2020 were included in the analysis due to differences in surveillance methods of previous seasons. Statistical analyses were conducted using R version 3.5.3 (R Core Team, 2019) and Stata version 15.0 (StataCorp).

## RESULTS

### Influenza-like Illness in 7 Consecutive Seasons in Korea

Based on data from the national influenza surveillance system, epidemic curve patterns differed between the 7 consecutive seasons. (Table 1, Figure 2). Among the 7 seasons, 4 showed a bimodal pattern and 3 seasons including 2019/2020, 2017/2018, and 2013/2014 showed 1 large peak. The beginning and peak of the seasonal epidemic shifted since 2016/2017; therefore, ILI activity in 2019/2020 was compared with 2016/2017–2018/2019. Based on the ILI clinical sentinel surveillance system, the 2019/2020 influenza season started on the same surveillance week as 2018/2019, and 2 to 3 weeks prior to 2017/2018 and 2016/2017; however, the epidemic season terminated 8 to 12 weeks earlier in 2019/2020 compared with seasons 2016/2017 to 2018/2019, resulting in a total decrease of 6 to 12 weeks of the seasonal epidemic. The peak activity was substantially lower in 2019/2020, with 49.8 ILIs/1000 visits compared with other seasons of 71.9 to 86.2 ILIs/1000 visits. In the segmented regression analysis, the ILI activity was decreased during weeks 9 to 17 (–12 ILIs/1000 visits on average; 95% confidence interval [CI]: –18 ILIs/1000 visits to –6 ILIs/1000 visits). There was no meaningful difference during weeks 4 to 8 and this phase was excluded in the final model. The general trend of each season was seen in all age groups (Supplementary Figure 1).

### Distribution of Influenza Strains in 7 Consecutive Seasons

The distribution of influenza strains was analyzed for the past 7 consecutive seasons (Table 1, Figure 3). Among the seasons that showed 1 large peak in the ILI surveillance, 2013/2014 and 2017/2018 showed co-circulation of influenza A and B from the beginning of the seasonal epidemic, with influenza B activity at 52.9% and 54.9% throughout the season, respectively. In contrast, among the 4 seasons that showed a bimodal pattern in the ILI surveillance, influenza A was the predominant strain of the first peak, followed by a second peak of predominantly influenza B, which contributed to 26.6% to 51.1% of all detected strains during the season. Interestingly, the 2019/2020 season was predominantly due to influenza A by 96.0%, of which A(H1N1)pdm09 represented 70.6% and A(H3N2) represented 25.4%, and the season terminated early with low levels of influenza B activity of 4%.

### Influenza Hospitalization in 2019/2020 Compared With Previous Seasons

In the analysis of hospitalization of cases of confirmed influenza, cases were compared up to week 17 of each season due to the period of data collected in 2019/2020 (Table 1). Total



**Table 1. Comparison of 7 Recent Consecutive Influenza Seasons in Korea**

	2019/2020	2018/2019	2017/2018	2016/2017	2015/2016	2014/2015	2013/2014
ILI clinical sentinel surveillance							
Influenza season	15 November 2019–27 March 2020	16 November 2018–21 June 2019	1 December 2017–25 May 2018	8 December 2016–2 June 2017	14 January 2016–27 May 2016	22 January 2015–1 May 2015	2 January 2014–1 May 2014
Influenza season duration, weeks	20	32	26	26	18	16	15
Seasonal threshold <sup>a</sup>	5.9	6.3	6.6	8.9	11.3	12.2	12.1
Influenza activity peak <sup>a</sup>	49.8	71.9	72.1	86.2	53.8	45.5	64.3
Influenza activity peak date and week	22 December 2019–28 December 2019 (week 52)	23 December 2019–29 December 2018 (week 52)	31 December 2018–6 January 2018 (week 1)	18 December 2016–24 December 2016 (week 52)	7 February 2016–13 February 2016 (week 7)	15 February 2015–21 February 2015 (week 8)	9 February 2014–15 February 2014 (week 7)
Influenza laboratory sentinel surveillance							
Number of virus detected	1169	1814	2013	1210 <sup>b</sup>	1320	1593	2094
A(H1N1)pdm09, n (%)	825 (70.6)	760 (42.1)	141 (7.0)	6 (0.5)	582 (44.1)	175 (11.0)	346 (16.5)
A(H3N2), n (%)	297 (25.4)	379 (21.0)	771 (38.4)	882 (72.9)	62 (4.7)	827 (51.9)	640 (30.6)
B, n (%)	47 (4.0)	675 (37.4)	1101 (54.9)	322 (26.6)	675 (51.1)	591 (37.1)	1108 (52.9)
Influenza hospitalization sentinel surveillance							
Number during week 36–week 35	12 564 <sup>c</sup>	16 784	21 616	NA	NA	NA	NA
Number during week 36–week 17	12 564	15 683	20 960	NA	NA	NA	NA
Number during influenza epidemic	11 944	15 175	20 682	NA	NA	NA	NA
After first COVID-19 case in Korea	3232	5493 (1.7-fold <sup>d</sup> )	6842 (2.1-fold <sup>d</sup> )	NA	NA	NA	NA
After enforced social distancing <sup>e</sup>	161	4327 (26.9-fold <sup>d</sup> )	1914 (11.9-fold <sup>d</sup> )	NA	NA	NA	NA

Abbreviations: COVID-19, coronavirus disease 2019; ILI, influenza-like illness; NA, not available.

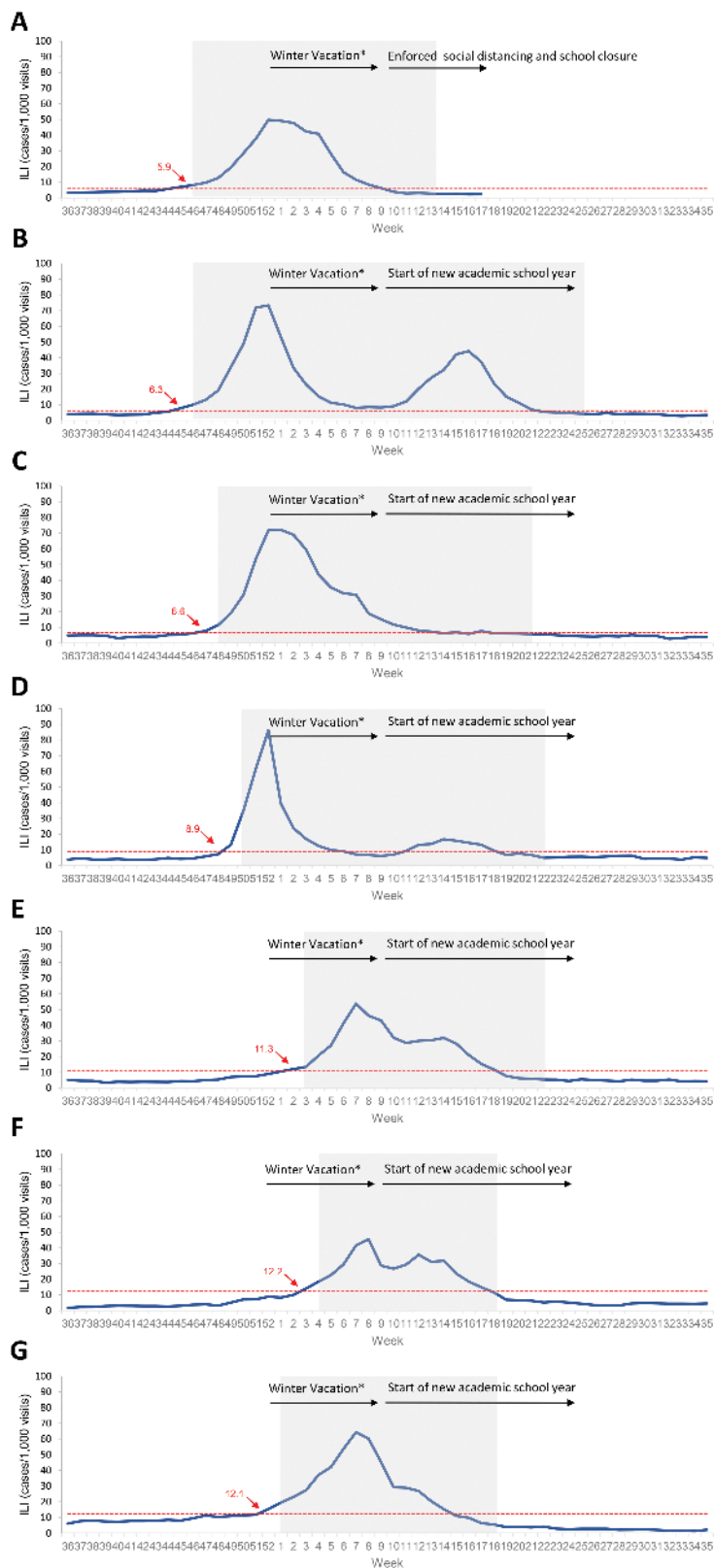
<sup>a</sup>Cases/1000 visits.

<sup>b</sup>Non-typable.

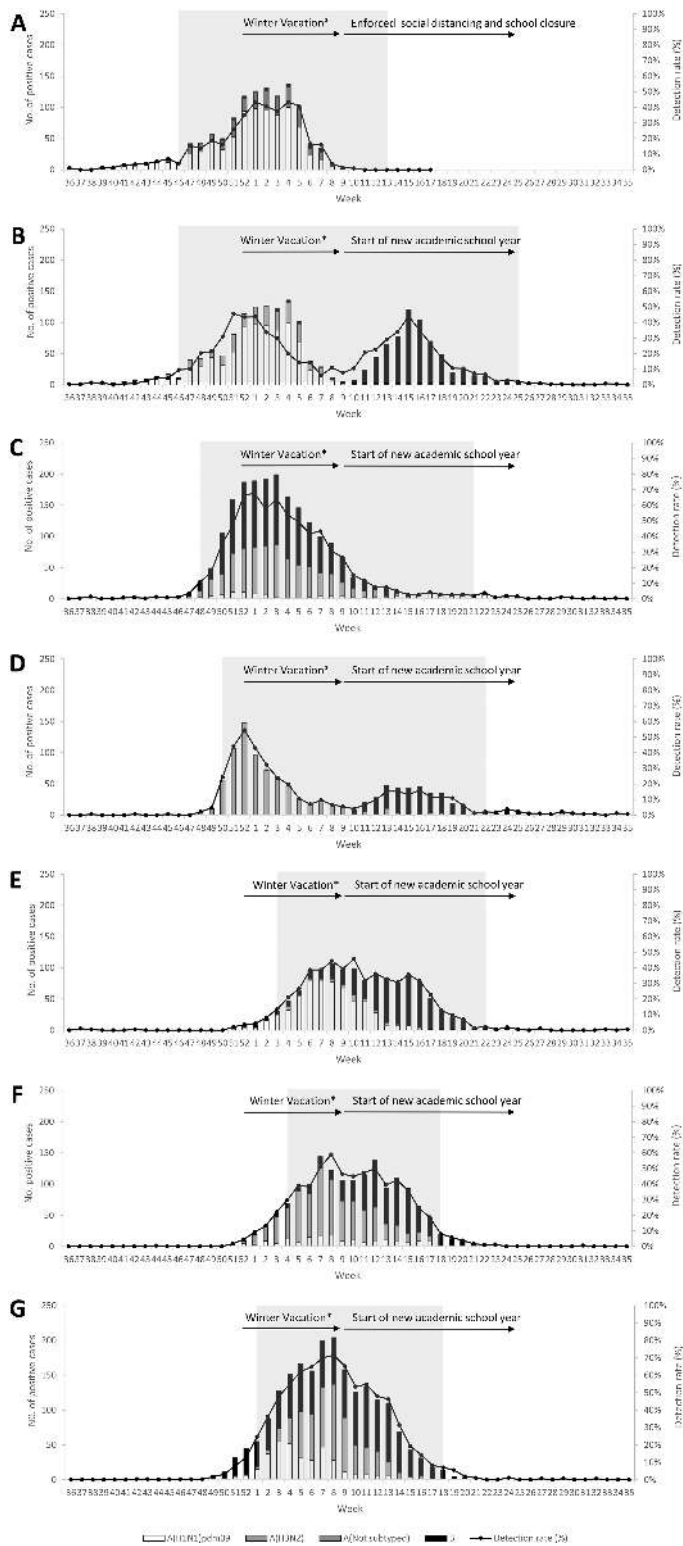
<sup>c</sup>Up to week 17 in 2019/2020.

<sup>d</sup>Up to week 17.

<sup>e</sup>Compared with 2019/2020.



**Figure 2.** ILI surveillance in Korea, 2016/2017–2019/2020. The ILI rate is shown per week for 7 consecutive seasons during (A) 2019/2020, (B) 2018/2019, (C) 2017/2018, (D) 2016/2017, (E) 2015/2016, (F) 2014/2015, and (G) 2013/2014. The influenza epidemic is shown in the shadowed area and epidemiologic threshold is shown in dotted lines for each season. \*Some schools were opened for 1 or 2 weeks in early February according to the academic calendar. Abbreviation: ILI, influenza-like illness.



**Figure 3.** Laboratory surveillance of influenza in Korea 2013–2020. Distribution of virus strains and subtype are shown for (A) 2019/2020, (B) 2018/2019, (C) 2017/2018, (D) 2016/2017, (E) 2015/2016, (F) 2014/2015, and (G) 2013/2014. The influenza epidemic is shown in the shadowed area for each season. \*Some schools were opened for 1 or 2 weeks in early February according to the academic calendar.

cases of hospitalization from week 36 to week 17 were highest in 2017/2018, by 21 616 cases, followed by 15 683 cases in 2018/2019 and 12 564 cases in 2019/2020. When analyzing cases during the period that social distancing along with school closure was enforced by the government (from week 9 to week 17), 161 cases were found to be admitted in 2019/2020. In contrast, 4327 cases were admitted during the same period in 2018/2019, which was 26.9-fold more than the cases in 2019/2020. Hospitalization due to influenza in 2017/2018 were also higher than in 2019/2020, with a total of 1914 cases admitted in 2017/2018, which was approximately 11.9-fold higher than admissions in the 2019/2020 season. In the segmented regression, the average hospitalization numbers were significantly decreased during weeks 9 to 17 (−328; 95% CI: −611 to −47).

## DISCUSSION

With the early introduction and surge of COVID-19 in Korea, the entire country has been striving and focusing on rapid activation of a national response. Because of the effort to contain COVID-19, the number of confirmed cases has been less than 40 cases per day since 9 April 2020; more than 50% of cases are travelers from abroad. Although there is yet a risk of a second wave, this does show the impact of public prevention measures in limiting transmission of COVID-19 in the community.

Together with the decrease in daily diagnosed cases of COVID-19, we found a substantial decrease in influenza activity. The overall influenza activity based on clinical ILI, laboratory, and hospitalized cases was substantially lower compared with recent influenza seasons (2016/2017–2019/2020). The epidemic season terminated 8 to 12 weeks earlier, leading to a decrease in the influenza epidemic duration by 6–12 weeks. The influenza activity peak was lower by 49.8 ILIs/1000 visits compared with 71.9–86.2 ILIs/1000 visits in previous seasons. Although we cannot directly evaluate the effect of each measure, alertness and compliance with personal hygiene guidelines and social distancing would, by far, be among the most influential methods for the reduction in influenza transmission. According to a recent series of surveys performed in 1000 adults in each survey during 25–28 February, 25–27 March, and 10–13 April 2020, self-reported compliance with using masks while going to public places increased from 88.4% to 95.1%, hand washing ranged from 93.3% to 95.0%, and compliance with cough etiquette increased from 82.3% to 89.7% [20]. Mask use was higher compared with that in the 2015 MERS-CoV epidemic where, among 1004 respondents, 15.5% reported wearing face masks at least once due to the epidemic [21]. During the period of enforced social distancing by the government that started on 29 February 2020, influenza hospitalization cases were strikingly lower by 11.9- to 26.9-fold compared with previous influenza seasons, showing the impact of social distancing on influenza activity in the community. A decrease was also seen

in the 7 respiratory viruses of the sentinel surveillance system in 2020 compared with the weekly average in 2017–2019 (Supplementary Figure 2).

School closure (or postponing school opening) is considered as a potential nonpharmaceutical intervention to mitigate severe influenza epidemics and pandemics [22]. School closure presumably played an important role in the early termination of the 2019/2020 influenza epidemic, as school-aged children are known as a driving force of epidemics in the household and community during influenza seasons [23, 24]. This has been suggested to be related to the lack of pre-existing immunity [25] and the high intensity of social contacts in these age groups [26], reasons that support the necessity of influenza vaccination in school-aged children. The relationship between school holidays and transmission of influenza has also been described [27, 28], and in a previous study influenza transmission was reduced by 27–39% in Korea during spring breaks [28].

Interestingly we found influenza B accounted for only 4%, while A(H1N1)pdm09 represented 70.6% and A(H3N2) represented 25.4% of all cases during the 2019/2020 season. This distribution differs from reports in other countries. In the United States, the influenza season began early with predominant influenza B/Victoria virus circulation, followed by increasing A(H1N1)pdm09 virus activity with ongoing detection of both viruses [29]. Among 177 influenza B/Victoria viruses, 172 (97%) were of a genetic subclade V1A.3 that differed from the V1A.1 subclade that includes the 2019/2020 B/Victoria vaccine reference strain [29, 30]. Hospitalization rates among children and young adults in the United States were higher compared with recent seasons, and influenza-associated deaths in children younger than 18 years were highest after excluding the 2009 pandemic [30]. In the United Kingdom, A(H3N2) predominated early during the 2019/2020 season, with minimal A(H1N1)pdm09 activity and a slight increase in influenza B in recent weeks [31]. When taking together the ILI pattern and influenza strain distribution during the past 7 influenza seasons in Korea, seasons with 1 large peak showed co-circulation of influenza A and B early in the season, whereas during seasons with bimodal pattern of ILI activity, the initial peak predominantly consisted of influenza A followed by influenza B. This differed from 2019/2020, which showed a single large peak with minimal influenza B activity throughout the season. Whether or not the public health measures suppressed the activity of influenza B before circulation in the community is not assessable; however, it could be that the multiple measures to prevent the spread of COVID-19 that started early in January and were reinforced in February and March might have led to bypassing of the circulation of influenza B in the 2019/2020 season in Korea.

There are limitations to this study. The decrease in ILI and influenza hospitalization may be related to a decrease in hospital visits and decrease in influenza testing. Many resources were focused on COVID-19 and concerns managing respiratory



samples might have attributed to a decrease in testing. However, the definition of ILI is based on clinical symptoms rather than laboratory confirmation; therefore, the decrease in testing would not affect the ILI rate. Also, as ILI rate is defined as cases per 1000 hospital visits, the decrease in visits is applied to the ILI rate.

In conclusion, the early recognition and rapid activation of national response with implementation of multiple public health interventions to prevent the further spread of COVID-19 in the country led not only to containment of COVID-19 but also resulted in a substantial decrease in seasonal influenza activity along with early termination of the influenza epidemic by 8–12 weeks compared with previous seasons. Although it may not be feasible to implement all the extensive interventions every year, public health measures such as hand washing, cough etiquette, mask use, staying home during acute symptoms, and school closure, when necessary, may serve as useful strategies for the prevention and control of influenza in upcoming seasons.

## Note

**Potential conflicts of interest.** The authors: No reported conflicts of interest. All authors have submitted the ICMJE Form for Disclosure of Potential Conflicts of Interest.

## References

1. Korean Society of Infectious Diseases; Korean Society of Pediatric Infectious Diseases; Korean Society of Epidemiology, et al. Report on the epidemiological features of coronavirus disease 2019 (COVID-19) outbreak in the Republic of Korea from January 19 to March 2, 2020. *J Korean Med Sci* **2020**; 35:e112.
2. Korea Centers for Disease Control and Prevention. Middle East respiratory syndrome coronavirus outbreak in the Republic of Korea, 2015. *Osong Public Health Res Perspect* **2015**; 6:269–78.
3. Kim KH, Tandil TE, Choi JW, Moon JM, Kim MS. Middle East respiratory syndrome coronavirus (MERS-CoV) outbreak in South Korea, 2015: epidemiology, characteristics and public health implications. *J Hosp Infect* **2017**; 95:207–13.
4. Oh MD, Park WB, Park SW, et al. Middle East respiratory syndrome: what we learned from the 2015 outbreak in the Republic of Korea. *Korean J Intern Med* **2018**; 33:233–46.
5. Ministry of Health and Welfare (South Korea). Coronavirus disease-19, Republic of Korea. Available at: <http://ncov.mohw.go.kr/en/>. Accessed 22 April 2020.
6. Oh J, Lee JK, Schwarz D, Ratcliffe HL, Markuns JF, Hirschhorn LR. National response to COVID-19 in the Republic of Korea and lessons learned for other countries. *Health Syst Reform* **2020**; 6:e1753464.
7. COVID-19 National Emergency Response Center; Epidemiology and Case Management Team; Korea Centers for Disease Control and Prevention. Coronavirus disease-19: summary of 2370 contact investigations of the first 30 cases in the Republic of Korea. *Osong Public Health Res Perspect* **2020**; 11:81–4.
8. Quarantine Management Team; COVID-19 National Emergency Response Center; Korea Centers for Disease Control and Prevention. Coronavirus disease-19: quarantine frame-work for travelers entering Korea. *Osong Public Health Res Perspect* **2020**; 11:133–9.
9. Hong KH, Lee SW, Kim TS, et al. Guidelines for laboratory diagnosis of Coronavirus disease 2019 (COVID-19) in Korea. *Ann Lab Med* **2020**; 40:351–60.
10. Park S, Choi GJ, Ko H. Information technology based tracing strategy in response to COVID-19 in South Korea—privacy controversies. *JAMA* **2020**. doi:10.1001/jama.2020.6602
11. COVID-19 National Emergency Response Center; Epidemiology and Case Management Team; Korea Centers for Disease Control and Prevention. Contact transmission of COVID-19 in South Korea: novel investigation techniques for tracing contacts. *Osong Public Health Res Perspect* **2020**; 11:60–3.
12. Preparedness and response to community spread of COVID-19 governmental and national recommendations for COVID-19 by the Pan-Academic Action Committee. *Epidemiol Health* **2020**; 42:e2020020. doi:10.4178/epih.e2020020
13. Korean Society for Preventive Medicine and the Korean Society of Epidemiology. Joint Statement of the Korean Society for Preventive Medicine and the Korean Society of Epidemiology on the response to the COVID-19 outbreak. *Epidemiol Health* **2020**; 42:e2020019.
14. Seoul Metropolitan Government. Press report. Report on policies for public transportation use during distancing in daily life in Seoul (as of May 11). Available at: [http://www.seoul.go.kr/news/news\\_report.do?view/315939](http://www.seoul.go.kr/news/news_report.do?view/315939). Accessed 21 May 2020.
15. Choi WS. The national influenza surveillance system of Korea. *Infect Chemother* **2019**; 51:98–106.
16. Korea Centers for Disease Control and Prevention. 2019–2020 influenza management guidelines. Available at: [http://www.cdc.go.kr/board.es?mid=a2050702000&bid=0019&act=view&list\\_no=365077&tag=&nPage=1](http://www.cdc.go.kr/board.es?mid=a2050702000&bid=0019&act=view&list_no=365077&tag=&nPage=1). Accessed 22 April 2020.
17. World Health Organization (WHO). WHO global surveillance standards for influenza. Global Influenza Programme, Surveillance and Monitoring Team. Geneva, Switzerland: WHO, **2013**. Available at: [https://www.who.int/influenza/resources/documents/WHO\\_Epidemiological\\_Influenza\\_Surveillance\\_Standards\\_2014.pdf?ua=1](https://www.who.int/influenza/resources/documents/WHO_Epidemiological_Influenza_Surveillance_Standards_2014.pdf?ua=1). Accessed 22 April 2020.
18. Korea Centers for Disease Control and Prevention. Infectious disease portal. Available at: <http://www.cdc.go.kr/npt/biz/npp/iss/influenzaStatisticsMain.do>. Accessed 17 April 2020.
19. Bernal JL, Cummins S, Gasparrini A. Interrupted time series regression for the evaluation of public health interventions: a tutorial. *Int J Epidemiol* **2017**; 46:348–55.
20. Korea Centers for Disease Control and Prevention (KCDC). Press briefing by Director Eun-Kyeong Jeong. Updates on Coronavirus-19 in Republic of Korea (as of April 19). Available at: [http://ncov.mohw.go.kr/tcmBoardView.do?brdId=&brdGubun=&dataGubun=&ncvContSeq=354111&contSeq=354111&board\\_id=&gubun=ALL](http://ncov.mohw.go.kr/tcmBoardView.do?brdId=&brdGubun=&dataGubun=&ncvContSeq=354111&contSeq=354111&board_id=&gubun=ALL). Accessed 24 April 2020.
21. Jang WM, Cho S, Jang DH, et al. Preventive behavioral responses to the 2015 Middle East respiratory syndrome coronavirus outbreak in Korea. *Int J Environ Res Public Health* **2019**; 16:2161.
22. Fong MW, Gao H, Wong JY, et al. Nonpharmaceutical measures for pandemic influenza in nonhealthcare settings—social distancing measures. *Emerg Infect Dis* **2020**; 26:976–84.
23. Mimura S, Kamigaki T, Takahashi Y, Umenai T, Kudou M, Oshitani H. Role of preschool and primary school children in epidemics of influenza A in a local community in Japan during two consecutive seasons with A(H3N2) as a predominant subtype. *PLoS One* **2015**; 10:e0125642.
24. Brownstein JS, Kleinman KP, Mandl KD. Identifying pediatric age groups for influenza vaccination using a real-time regional surveillance system. *Am J Epidemiol* **2005**; 162:686–93.
25. Miller E, Hoshler K, Hardelid P, Stanford E, Andrews N, Zambon M. Incidence of 2009 pandemic influenza A H1N1 infection in England: a cross-sectional serological study. *Lancet* **2010**; 375:1100–8.
26. Kucharski AJ, Kwok KO, Wei VW, et al. The contribution of social behaviour to the transmission of influenza A in a human population. *PLoS Pathog* **2014**; 10:e1004206.
27. Jackson C, Vynnycky E, Mangtani P. The relationship between school holidays and transmission of influenza in England and Wales. *Am J Epidemiol* **2016**; 184:644–51.
28. Ryu S, Ali ST, Cowling BJ, Lau EHY. Effects of school holidays on seasonal influenza in South Korea, 2014–2016. *J Infect Dis* **2020**; jiaa179. doi:10.1093/infdis/jiaa179
29. Owusu D, Hand J, Tenforde MW, et al. Early season pediatric influenza B/Victoria virus infections associated with a recently emerged virus subclade—Louisiana, 2019. *MMWR Morb Mortal Wkly Rep* **2020**; 69:40–3.
30. Dawood FS, Chung JR, Kim SS, et al. Interim estimates of 2019–20 seasonal influenza vaccine effectiveness—United States, February 2020. *MMWR Morb Mortal Wkly Rep* **2020**; 69:177–82.
31. Public Health England. Weekly national flu reports: 2019 to 2020 season. Available at: <https://www.gov.uk/government/statistics/weekly-national-flu-reports-2019-to-2020-season>. Accessed 22 April 2020.