

EUROPEAN CENTRAL BANK
WORKING PAPER SERIES




WORKING PAPER NO. 195

**IN-SAMPLE OR
OUT-OF-SAMPLE TESTS OF
PREDICTABILITY: WHICH
ONE SHOULD WE USE?**

**BY ATSUSHI INOUE
AND LUTZ KILIAN**

November 2002

EUROPEAN CENTRAL BANK
WORKING PAPER SERIES



WORKING PAPER NO. 195

**IN-SAMPLE OR
OUT-OF-SAMPLE TESTS OF
PREDICTABILITY: WHICH
ONE SHOULD WE USE?¹**

**BY ATSUSHI INOUE²
AND LUTZ KILIAN³**

November 2002

1 We thank seminar participants at Bonn, CORE, the European Central Bank, the 2002 European Econometric Society Meeting, Exeter, Leuven, Montreal, the 2002 NBER Summer Institute, Pittsburgh, Pompeu Fabra, Southampton, Tokyo Metropolitan, Tokyo, Warwick, Waseda, Yokohama National, York, and especially Valentina Corradi, Todd Clark, Frank Diebold, Robert Engle, Scott Gilbert, Clive Granger, Alastair Hal, Kirstin Hubrich, Micheal McCracken, Peter Reinhard Hasen, Barbara Rossi, Norman Swanson, and Ken West for helpful discussions. The opinions expressed herein are those of the authors and do not necessarily represent those of the European Central Bank.

2 Department of Agricultural and Resource Economics, Box 8109, North Carolina State University, Raleigh, NC 27695-8109. Email: atsushi_inoue@ncsu.edu.

3 European Central Bank, DG Research, Kaiserstraße 29, D-60311 Frankfurt a.M., Germany. Email: lkilian@umich.edu.

© European Central Bank, 2002

Address	Kaiserstrasse 29 D-60311 Frankfurt am Main Germany
Postal address	Postfach 16 03 19 D-60066 Frankfurt am Main Germany
Telephone	+49 69 1344 0
Internet	http://www.ecb.int
Fax	+49 69 1344 6000
Telex	411 144 ecb d

All rights reserved.

Reproduction for educational and non-commercial purposes is permitted provided that the source is acknowledged.

The views expressed in this paper do not necessarily reflect those of the European Central Bank.

ISSN 1561-0810

Contents

Abstract	4
Non-technical summary	5
1 Introduction	7
2 What's wrong with in-sample tests of predictability?	9
3 Analysis under standard assumptions (no data mining, no unmodelled structural change)	10
3.1 The asymptotic distributions of tests of predictability under local alternatives	10
3.2 An asymptotic power comparison of in-sample and out-of-sample tests of predictability	14
4 Analysis in the presence of data mining (but no unmodelled structural change)	16
4.1 The asymptotic distributions of tests of predictability under local alternatives	18
4.2 An asymptotic power comparison of in-sample and out-of-sample tests of predictability	21
5 Analysis in the presence of unmodelled structural change (but no data mining)	22
5.1 Structural break in β	23
5.2 Structural break in α	24
6 Discussion and conclusion	27
Proofs	29
References	31
Figures	34
European Central Bank working paper series	38

Abstract

It is widely known that significant in-sample evidence of predictability does not guarantee significant out-of-sample predictability. This is often interpreted as an indication that in-sample evidence is likely to be spurious and should be discounted. In this paper we question this conventional wisdom. Our analysis shows that neither data mining nor parameter instability is a plausible explanation of the observed tendency of in-sample tests to reject the no predictability null more often than out-of-sample tests. We provide an alternative explanation based on the higher power of in-sample tests of predictability. We conclude that results of in-sample tests of predictability will typically be more credible than results of out-of-sample tests.

JEL: C12, C22, C52

KEYWORDS: Predictability test; Data mining; Structural change; Out-of-sample inference

NON-TECHNICAL SUMMARY

A common problem in empirical work is that of assessing the predictability of one time series variable, given information about another variable. This problem involves a comparison of the predictive content of two nested forecast models subject to estimation uncertainty. The restricted model serves as the benchmark. Our objective is to determine whether a predictive relationship exists in population. Thus, predictability tests are useful in testing implications of economic models. This objective is conceptually different from that of selecting the better forecast model among the models in question, because in the latter case it may be advantageous to select a misspecified model.

A leading example of the type of problem we have in mind are tests of the predictability of asset returns in empirical finance. For example, there is great interest in whether variables such as the dividend-price ratio or the earnings-price ratio help to predict future stock returns or excess returns. Another example are tests of the predictive ability of technical trading rules or tests for calendar effects in stock returns.

Predictability tests are also widely used in international finance. Other applications include tests of the predictive content of advertising for consumer spending, the predictive content of money for output, the predictive content of output-gap measures for inflation, and the predictive content of asset prices for output and inflation.

Predictability tests can be conducted based on the in-sample fit of a model or they can be based on the out-of-sample fit obtained from a sequence of recursive or rolling regressions. In the former case, we use the full sample in fitting the models of interest. Examples of in-sample tests are standard t-tests or F-tests. In the latter case we attempt to mimic the data constraints faced by a real-time forecaster. Examples of out-of-sample tests are tests of equal predictive accuracy and tests of forecast encompassing.

If these alternative tests tended to give the same answer, when applied to the same data set, it would not matter much, which one we use. In practice, however, in-sample tests tend to reject the null hypothesis of no predictability more often than out-of-sample tests. It is important to understand why. One possible explanation that is widely accepted among applied researchers is that in-sample tests are biased in favor of detecting spurious predictability. This perception has led to a tendency to discount significant evidence in favor of predictability based on in-sample tests, if this evidence cannot also be supported by out-of-sample tests. For example, Ashley, Granger and Schmalensee (1980) insist that “a sound and natural approach” to testing predictive ability “must rely primarily on the out-of-sample forecasting performance” (p. 1149). They note that “the riskiness of basing conclusions about [Granger] causality... entirely on within-sample performance is reasonably clear” (p. 1156) and stress the likelihood of “spurious inferences ... when out of-sample verification is not employed” (p. 1165).

The purpose of this paper is to question this conventional wisdom. We note that strong in-sample evidence and weak out-of-sample evidence are not necessarily an indication that in-sample

tests are not reliable. Any out-of-sample analysis based on sample-splitting involves a loss of information and hence lower power in small samples. As a result, an out-of-sample test may fail to detect predictability that exists in population, whereas the in-sample test correctly will detect it. This fact has been recently illustrated by Kilian and Taylor (2003) who provide empirical evidence that in small samples out-of-sample tests may have considerably lower power than in-sample tests, given the same test size. Examples such as this one are illustrative, but not dispositive. They underscore the need for a systematic investigation of the size and power properties of in-sample and out-of-sample tests of predictability.

In this paper, we use asymptotic theory to analyze more formally the trade-offs between in-sample tests and out-of-sample tests of predictability in terms of their size and power. We provide a formal definition of reliability in terms of the size distortion of a test. We link concerns about the reliability of predictive inference to data mining. We discuss the effect of data mining on the size of tests of predictability. We show that there is no presumption that data mining renders in-sample tests of predictability less reliable than out-of-sample tests. Both tests will suffer from size distortions of unknown degree when standard critical values are used. Moreover, both tests will be accurate asymptotically under the null hypothesis of no predictability, provided appropriate data-mining robust critical values are used. We show how to construct such critical values. Our results overturn the conventional wisdom that out-of-sample test results are more reliable than in-sample test results. We then proceed with a comparison of the local asymptotic power of out-of-sample tests relative to in-sample tests. We show that in many cases of practical interest in-sample tests have higher power than out-of-sample tests. Our results provide an alternative explanation of the comparatively weak out-of-sample evidence of predictability in applied work.

We also investigate the view that out-of-sample tests are more robust to the presence of parameter instability arising from unmodelled structural change. We show that this view is without basis. We distinguish between unmodelled structural breaks in the parameter of interest and unmodelled structural breaks that result in a model that is misspecified under the null. We show that the first type of structural break has no effect on the size of in-sample or of out-of-sample tests of predictability (although it tends to undermine the power of out-of-sample tests), whereas the second type of break results in size distortions for both types of tests, without any presumption that these distortions are greater for in-sample tests of predictability.

1 Introduction

A common problem in empirical work is that of assessing the predictability of one time series variable, given information about another variable. This problem involves a comparison of the predictive content of two nested forecast models subject to estimation uncertainty. The restricted model serves as the benchmark.¹ Our objective is to determine whether a predictive relationship exists in population. Thus, predictability tests are useful in testing implications of economic models. This objective is conceptually different from that of selecting the better forecast model among the models in question, because in the latter case it may be advantageous to select a misspecified model (see Inoue and Kilian 2002).

A leading example of the type of problem we have in mind are tests of the predictability of asset returns in empirical finance. For example, there is great interest in whether variables such as the dividend-price ratio or the earnings-price ratio help to predict future stock returns or excess returns (see Fama and French 1988, Campbell and Shiller 1988a,b, Goetzmann and Jorion 1993, 1995). Another example are tests of the predictive ability of technical trading rules or tests for calendar effects in stock returns (see Sullivan, Timmermann, and White 2001; Hansen 2001; White 2000).

Predictability tests are also widely used in international finance. There is a large literature on testing the predictability of future changes in the nominal exchange rate based on current deviations of nominal exchange rates from macroeconomic fundamentals (see, e.g., Chinn and Meese 1995, Mark 1995, Berben and van Dijk 1998, Kilian 1999, Berkowitz and Giorgianni 2001, Faust, Rogers and Wright 2003, Kilian and Taylor 2003). Related studies have focused on the question of whether forward rates predict future spot rates (see Clarida and Taylor 1997, Clarida, Sarno, Taylor and Valente 2003). Meese and Rogoff (1983) and Meese and Rose (1991) have tested the predictability of the level of spot exchange rates based on the level of macroeconomic fundamentals. Meese and Rogoff (1988) test whether real interest rate differentials help to forecast real exchange rates.

Other applications include tests of the predictive content of advertising for consumer spending (see Ashley, Granger and Schmalensee 1980), the predictive content of money for output (see Amato and Swanson 2001), the predictive content of output-gap measures for inflation (see Clark 2000), and the predictive content of asset prices for output and inflation (see Stock and Watson 2001).

Predictability tests can be conducted based on the in-sample fit of a model or they can be based on the out-of-sample fit obtained from a sequence of recursive or rolling regressions. In the former case, we use the full sample in fitting the models of interest. Examples of in-sample tests are standard t -tests or F -tests. In the latter case we attempt to mimic the data constraints faced by a real-time forecaster. Examples of out-of-sample tests are tests of equal predictive accuracy and tests of forecast encompassing.

If these alternative tests tended to give the same answer, when applied to the same data set, it would not matter much, which one we use. In practice, however, in-sample tests tend to reject

¹This paper does not deal with forecast accuracy tests for nonnested models (see, e.g., West 1996). An example of nonnested comparisons are forecast accuracy tests involving alternative formulations of the Phillips curve (see Stock and Watson 1999).

the null hypothesis of no predictability more often than out-of-sample tests. It is important to understand why. One possible explanation that is widely accepted among applied researchers is that in-sample tests are biased in favor of detecting spurious predictability. This perception has led to a tendency to discount significant evidence in favor of predictability based on in-sample tests, if this evidence cannot also be supported by out-of-sample tests. For example, Ashley, Granger and Schmalensee (1980) insist that “a sound and natural approach” to testing predictive ability “must rely primarily on the out-of-sample forecasting performance” (p. 1149). They note that “the riskiness of basing conclusions about [Granger] causality... entirely on within-sample performance is reasonably clear” (p. 1156) and stress the likelihood of “spurious inferences ... when out of-sample verification is not employed” (p. 1165).

The purpose of this paper is to question this conventional wisdom. We note that strong in-sample evidence and weak out-of-sample evidence are not necessarily an indication that in-sample tests are not reliable. Any out-of-sample analysis based on sample-splitting involves a loss of information and hence lower power in small samples. As a result, an out-of-sample test may fail to detect predictability that exists in population, whereas the in-sample test correctly will detect it. This fact has been recently illustrated by Kilian and Taylor (2003) who provide empirical evidence that in small samples out-of-sample tests may have considerably lower power than in-sample tests, given the same test size. Examples such as this one are illustrative, but not dispositive. They underscore the need for a systematic investigation of the size and power properties of in-sample and out-of-sample tests of predictability.

In this paper, we use asymptotic theory to analyze more formally the trade-offs between in-sample tests and out-of-sample tests of predictability in terms of their size and power. We provide a formal definition of reliability in terms of the size distortion of a test. We link concerns about the reliability of predictive inference to data mining. We discuss the effect of data mining on the size of tests of predictability. We show that there is no presumption that data mining renders in-sample tests of predictability less reliable than out-of-sample tests. Both tests will suffer from size distortions of unknown degree when standard critical values are used. Moreover, both tests will be accurate asymptotically under the null hypothesis of no predictability, provided appropriate data-mining robust critical values are used. We show how to construct such critical values. Our results overturn the conventional wisdom that out-of-sample test results are more reliable than in-sample test results. We then proceed with a comparison of the local asymptotic power of out-of-sample tests relative to in-sample tests. We show that in many cases of practical interest in-sample tests have higher power than out-of-sample tests. Our results provide an alternative explanation of the comparatively weak out-of-sample evidence of predictability in applied work.

We also investigate the view that out-of-sample tests are more robust to the presence of parameter instability arising from unmodelled structural change. We show that this view is without basis. We distinguish between unmodelled structural breaks in the parameter of interest and unmodelled structural breaks that result in a model that is misspecified under the null. We show that the first type of structural break has no effect on the size of in-sample or of out-of-sample tests of predictability (although it tends to undermine the power of out-of-sample tests), whereas the second type of break results in size distortions for both types of tests, without any presumption that these distortions are greater for in-sample tests of predictability.

The remainder of the paper is organized as follows. In section 2, we discuss possible

rationales for the conventional wisdom that in-sample tests of predictability are less reliable than out-of-sample tests. We then derive the asymptotic distributions of these tests under local alternatives and compare the power of in-sample and of out-of-sample tests against local alternatives. In section 3, we focus on the standard case involving neither data mining nor unmodelled structural change. In section 4, we focus on environments that involve systematic data mining, but no unmodelled structural change. In section 5, we analyze the effect of unmodelled structural breaks on the size and power of predictability tests. We conclude in section 6. The proofs are in the appendix.

2 What's Wrong with In-Sample Tests of Predictability?

The literature is replete with warnings about unreliable in-sample inference. The two main concerns are that in-sample tests of predictability will tend to be unreliable in the presence of unmodelled structural change and as a result of individual or collective data mining. For example, Granger (1990, p. 3) writes: "One of the main worries about the present methods of model formulation is that the specification search procedure produces models that fit the data spuriously well, and also makes standard techniques of inference unreliable".

It is important to be clear about what we mean by unreliable inference. In the context of predictive inference, the prevailing concern is that in-sample tests of predictability may spuriously indicate predictability when there is none. In this context, a predictability test would be considered unreliable if it has a tendency to reject the no predictability null hypothesis more often than it should at the chosen significance level. Formally, we define a test to be unreliable if its effective size exceeds its nominal size.

It is important to note that the mere inclusion of irrelevant variables, although it inflates in-sample fit, does not affect the reliability of in-sample tests of predictability. By construction, a t -test of predictability is designed to mimic the distribution of the test statistic under the null that the regressor is irrelevant. Similarly, as more and more irrelevant variables are included, the critical values of the F -test will increase to account for this fact. Thus, the possible inclusion of irrelevant variables has no effect on the asymptotic size of predictability tests. This point is important because it means that under standard assumptions there is no reason to expect that in-sample tests offer any less protection against overfitting than do out-of-sample tests.

Rather Granger's concern is that in-sample inference may be rendered unreliable by specification searches that are not properly reflected in the choice of critical values. This "data mining" is said to occur when a researcher searches over alternative forecast models, but only reports results for the specification with the highest predictive content. For example, Granger (1990, p. 8) notes that: "with a limited amount of data available and a huge number of possible models there is always a possibility that, if enough models are fitted to the data, one will appear to fit very well, but in fact will not be useful". For example, data mining occurs when a researcher considers several alternative predictors, say the earnings-price ratio and the dividend-price ratio, but only reports results for the predictor that appears significant in the return regression using the standard critical values. This practice will cause the size of the test of predictability to be inflated, resulting in spurious rejections of the no-predictability null and thus overfitting relative to the true model even asymptotically. Note that it is not necessary

for any one researcher to mine the data deliberately. It suffices that several researchers independently consider alternative predictors and only significant results are ultimately published. How severe the problem of data mining is depends on the context.

An alternative and independent rationale for the apparently contradictory results of in-sample and out-of-sample tests of predictability is the presence of structural instability (see e.g. Stock and Watson 2001). There is a widespread perception that out-of-sample tests guard against parameter instability or other more general types of misspecification. Interestingly, unmodelled structural change has not been considered explicitly by the designers of the currently used out-of-sample tests of predictability. Thus, the theoretical basis of this rationale is unclear. Notably, it remains to be shown that in-sample tests tend to reject more often than out-of-sample tests in the presence of unmodelled structural change.

In this paper we will address the concerns over data mining and unmodelled structural change by comparing the size and power properties of in-sample and out-of-sample tests of predictability in three alternative environments: We begin with an environment that is free from data mining and corresponds to the standard assumptions used in empirical work. This will be our benchmark. We then consider an alternative environment that is subject to systematic data mining along the lines described by Granger (1990), while abstracting from unmodelled structural change. Finally, we will study an environment that allows for unmodelled structural change, but otherwise corresponds to the standard environment.

3 Analysis Under Standard Assumptions (No Data Mining, No Unmodelled Structural Change)

In the environment without data mining or unmodelled structural change, standard critical values are adequate to prevent overfitting, and the choice between in-sample and out-of-sample tests of predictability reduces to the question of which test has higher power. We will therefore derive the asymptotic distributions of these tests under local alternatives in section 3.1 and compare their asymptotic power in section 3.2. Our analysis will provide important insights that help to understand the tendency of in-sample tests of predictability to reject more often than out-of-sample tests.

3.1 The Asymptotic Distributions of Tests of Predictability under Local Alternatives

Consider

$$y_t = \gamma'x_t + u_t = \alpha'v_t + \beta'w_t + u_t, \quad (1)$$

where $x_t = (v_t', w_t')$, v_t and w_t are m , l and k dimensional vectors of regressors, respectively, $\{u_t\}$ is a sequence of martingale differences. Throughout the rest of the paper we assume the following standard conditions hold:

Assumption 1.

- (a) $E(u_t|x_t, u_{t-1}, x_{t-1}, u_{t-2}, \dots) = 0$ a.s. for all t .
- (b) $E(u_t^2|x_t, u_{t-1}, x_{t-1}, u_{t-2}, \dots) = \sigma^2$ a.s. for all t .
- (c) $E(u_t^4|x_t, u_{t-1}, x_{t-1}, u_{t-2}, \dots) < K_4 < \infty$ a.s. for all t , where K_4 is some constant.
- (d) $\{x_t\}$ is strictly stationary and ergodic with $E(x_t x_t')$ positive definite and has four finite moments.

Assumptions 1(a)(b)(c) are used for the functional central limit theorem (e.g., Stock, 1994, Theorem 1). Assumption 1(d) rules out some important and interesting cases, such as the near-cointegrated case analyzed by Rossi (2001a) (also see Corradi, Swanson and Olivetti 2001). To make our point, however, these simple assumptions suffice.

We are interested in testing

$$H_0 : \beta = 0_{k \times 1}$$

against the two-sided alternative

$$H_1 : \beta \neq 0_{k \times 1}.$$

For some applications one is interested in testing for $H_0: \beta_1 = 0_{1 \times 1}$ against a more specific one-sided alternative

$$H_2 : \beta_1 > 0_{1 \times 1}.$$

with $k = 1$. Both H_1 and H_2 are potentially relevant for empirical work, but, in practice, more often than not H_2 is the economically interesting alternative hypothesis.

For each alternative hypothesis we consider a sequence of local alternatives. That is,

$$H'_1 : \beta = T^{-1/2}c$$

and

$$H'_2 : \beta_1 = T^{-1/2}c_1,$$

respectively, where c is a k -dimensional nonzero vector and c_1 is a positive number.

We will define in-sample and out-of-sample test statistics. First we consider in-sample tests. For testing against H_1 , we consider an in-sample F test statistic

$$S_1 = \frac{\sum_{t=1}^T (\hat{u}_{0t}^2 - \hat{u}_{1t}^2)}{\hat{\sigma}^2} \quad (2)$$

where $\{\hat{u}_{1t}\}$ are the unrestricted OLS residuals, $\{\hat{u}_{0t}\}$ are the restricted OLS residuals under H_1 and $\hat{\sigma}^2 = (1/T) \sum_{t=1}^T \hat{u}_{1t}^2$. For testing against H_2 , we consider the in-sample t test statistic

$$S_2 = \sqrt{T} \hat{\beta}_1 / \hat{\sigma}_{\beta_1} \quad (3)$$

where $\hat{\sigma}_{\beta_1}$ is the $(l+1) \times (l+1)$ element of $\hat{\sigma}^2 ((1/T) \sum_{t=1}^T x_t x_t')^{-1}$. The following proposition provides the asymptotic distributions of S_1 and S_2 under a sequence of local alternatives.

Proposition 1. Suppose that Assumption 1 holds. Under a sequence of local alternatives of the form H'_1 and H'_2 , respectively,

$$S_1 \xrightarrow{d} \chi_{\delta_1}^2(k) \quad (4)$$

$$S_2 \xrightarrow{d} N(\delta_2, 1), \quad (5)$$

where $\chi_{c_1}^2(k)$ is a noncentral χ^2 random variable with degree of freedom k and noncentral parameters

$$\delta_1 = \frac{1}{\sigma^2} c' \{E(w_t w_t') - E(w_t v_t') [E(v_t v_t')]^{-1} E(v_t w_t')\} c$$

and

$$\delta_2 = e'_{l+1} (1/\sigma_{\beta_1}) [E(x_t x_t')]^{-1} E(x_t w_t') c_1,$$

where e_{l+1} is an $(l+1)$ -dimensional column vector, whose last element is one and other elements are all zero, and $\sigma_{\beta_1}^2$ is the $(l+1) \times (l+1)$ element of $\sigma^2 [E(x_t x_t')]^{-1}$.

The proof of Proposition 1 is straightforward and thus is omitted. The null limit distribution emerges as a special case of this result with $c = \mathbf{0}$ and $c_1 = 0$, respectively.

Next, we consider the recursive out-of-sample test. We fit the model by OLS on the first S observations and evaluate the fit (loss) on observation $S+1$, for $S = R, R+1, R+2, \dots, T-1$. The recursive OLS estimators are defined by $\hat{\gamma}_t = [\hat{\alpha}'_t, \hat{\beta}'_t]'$ = $(\sum_{s=1}^t x_s x_s')^{-1} \sum_{s=1}^t x_s y_s$, and $\tilde{\alpha}_t = (\sum_{s=t}^t v_s v_s')^{-1} \sum_{s=1}^t v_s y_s$. For the split-sample test, we fit the model on the first S observations and evaluate the fit on the remaining $T-S$ observations. Thus for the sample-split test $S = R$. The split-sample OLS estimator is defined by $\hat{\gamma}_R = [\hat{\alpha}'_R, \hat{\beta}'_R]'$ = $(\sum_{t=1}^R x_t x_t')^{-1} \sum_{t=1}^R x_t y_t$, and $\tilde{\alpha}_R = (\sum_{t=1}^R v_t v_t')^{-1} \sum_{t=1}^R v_t y_t$. Specifically, we consider the split-sample and recursive version of the F statistic:

$$S_3 = \frac{\sum_{t=R+1}^T (\tilde{u}_{0t}^2 - \tilde{u}_{1t}^2)}{\hat{\sigma}^2} \quad (6)$$

$$S_4 = \frac{\sum_{t=R+1}^T (\bar{u}_{0t}^2 - \bar{u}_{1t}^2)}{\hat{\sigma}^2} \quad (7)$$

where $\tilde{u}_{0t} = y_t - \hat{\alpha}'_R v_t$, $\tilde{u}_{1t} = y_t - \hat{\gamma}'_R x_t$, $\bar{u}_{0t} = y_t - \hat{\alpha}'_{t-1} v_t$, $\bar{u}_{1t} = y_t - \hat{\gamma}'_{t-1} x_t$. McCracken (1999) calls (6) the modified OOS-F statistics. Gilbert (2001) also consider this statistic. Thus we will refer to (6) as the Gilbert-McCracken (*GM*) test statistic. The *GM* test statistic is similar to the *DM* test statistic of Diebold and Mariano (1995) in that it is based on the loss differential. The key difference is that the *GM* test uses a different normalization designed to account for parameter estimation uncertainty in the forecast model, whereas the *DM* test is designed for forecast models with known parameters.

Assumption 2. $R/T \rightarrow \pi \in (0, 1)$ as $T \rightarrow \infty$.

Proposition 2. Suppose that Assumptions 1 and 2 hold. Under a sequence of local alternatives of the form H'_1

$$S_3 \xrightarrow{d} \frac{1}{\pi} (W(1) - W(\pi) + (1 - \pi)\delta)' (W(\pi) + \pi\delta) - \frac{1 - \pi}{2\pi^2} (W(\pi) + \pi\delta)' (W(\pi) + \pi\delta) \quad (8)$$

$$S_4 \xrightarrow{d} \int_{\pi}^1 \frac{1}{r} W'(r) dW(r) + \delta' \int_{\pi}^1 \frac{1}{r} W(r) dr + \delta'(W(1) - W(\pi)) + (1 - \pi)\delta'\delta - \frac{1}{2} \int_{\pi}^1 \frac{1}{r^2} (W(r) + r\delta)'(W(r) + r\delta) dr \quad (9)$$

where $W(\cdot)$ is a k -dimensional standard Brownian motion, $\delta = (1/\sigma)L'E(x_t x_t')^{-1/2}E(x_t w_t')c$, L is a $l \times k$ matrix that satisfies $LL' = Q$ and $L'L = I_k$, and

$$Q = [E(x_t x_t')]^{\frac{1}{2}} \left\{ (E(x_t x_t'))^{-1} - \begin{bmatrix} (E(v_t v_t'))^{-1} & 0_{l \times k} \\ 0_{k \times l} & 0_{k \times k} \end{bmatrix} \right\} [E(x_t x_t')]^{\frac{1}{2}}.$$

(8) and (9) are due to McCracken (1999, Theorem 4.1). The null limit distribution is a special case of (8) and (9) with $c = \mathbf{0}$.

An alternative approach to comparing the forecast accuracy of two models is the encompassing test, which involves running the regressions:

$$\begin{aligned} y_t &= \alpha' v_t + u_{0t} \\ y_t &= \alpha' v_t + \beta' w_t + u_{1t} \end{aligned}$$

and testing the null hypothesis

$$E(u_{0t}^2) - E(u_{0t}u_{1t}) = 0$$

against the alternative

$$E(u_{0t}^2) - E(u_{0t}u_{1t}) > 0.$$

Clark and McCracken (2001a) consider the encompassing tests (10) and (11). Their test for nested forecast models differ from the test in Harvey et al. (1994) in that it allows for parameter estimation uncertainty. West (2001) considers the encompassing test for nonnested models with estimation uncertainty. The split-sample and recursive versions of the encompassing test are

$$S_5 = \frac{(T - R)^{-1/2} \sum_{t=R+1}^T (\tilde{u}_{0t}^2 - \tilde{u}_{0t}\tilde{u}_{1t})}{\hat{V}^{1/2}(\tilde{u}_{0t}^2 - \tilde{u}_{0t}\tilde{u}_{1t})}, \quad (10)$$

$$S_6 = \frac{(T - R)^{-1/2} \sum_{t=R+1}^T (\bar{u}_{0t}^2 - \bar{u}_{0t}\bar{u}_{1t})}{\hat{V}^{1/2}(\bar{u}_{0t}^2 - \bar{u}_{0t}\bar{u}_{1t})}, \quad (11)$$

where

$$\begin{aligned} \hat{V}(\tilde{u}_{0t}^2 - \tilde{u}_{0t}\tilde{u}_{1t}) &= \frac{1}{T - R} \sum_{t=R+1}^T (\tilde{u}_{0t}^2 - \tilde{u}_{0t}\tilde{u}_{1t} - \hat{\mu})^2, \\ \hat{\mu} &= \frac{1}{T - R} \sum_{t=R+1}^T (\tilde{u}_{0t}^2 - \tilde{u}_{0t}\tilde{u}_{1t}). \end{aligned}$$

Proposition 3. Suppose that Assumptions 1 and 2 hold. Under a sequence of local alternatives of the form H'_1

$$S_5 \xrightarrow{d} \frac{(W(\pi) + \pi\delta)'[W(1) - W(\pi) + (1 - \pi)\delta]}{\{(1 - \pi)(W(\pi) + \pi\delta)'(W(\pi) + \pi\delta)\}^{1/2}}, \quad (12)$$

$$S_6 \xrightarrow{d} \frac{\left[\int_{\pi}^1 \frac{1}{r} W'(r) dW(r) + \delta' \int_{\pi}^1 \frac{1}{r} W(r) dr + \delta'(W(1) - W(\pi)) + (1 - \pi)\delta'\delta \right]}{\left[\int_{\pi}^1 \frac{1}{r^2} (W(r) + r\delta)'(W(r) + r\delta) dr \right]^{1/2}} \quad (13)$$

Clark and McCracken (2001a, Theorem 3.1) derive the null limit distribution of the encompassing test.² The null limit distribution is obtained from (12) and (13) by setting $c = \mathbf{0}$.

3.2 An Asymptotic Power Comparison of In-Sample and Out-of-Sample Tests of Predictability

The limit distributions we derived in the preceding subsection will typically be data dependent. In practice, the process that generates the data will be unknown, but may be approximated by bootstrap methods (see e.g., White 2000; Hansen 2000, 2001). Since our main focus in this paper are the asymptotic properties of predictability tests, in this section we focus on a stylized example that is similar to processes studied in the empirical literature. We set aside for future research a detailed investigation of the small-sample properties of bootstrap versions of predictability tests. We note, however, that existing simulation evidence on the small-sample properties of bootstrap predictability tests (e.g., Kilian 1999) is fully consistent with our local asymptotic analysis.

We evaluate the local asymptotic power of the six predictability tests of section 3.1 by simulation. Let $l = 1$ and $k = 1$, corresponding to the standard specification used for example in testing the dividend-ratio model. Thus, S_1 may be interpreted as a two-sided t -test and S_2 as a one-sided t -test of the null hypothesis that w_t does not predict y_t . We postulate that $v_t = 1$ for all t , and $w_t = \rho w_{t-1} + \eta_t$. For simplicity, let $\eta_t \sim NID(0, \sigma_{\eta}^2)$, and $u_t \sim NID(0, \sigma^2)$. We set $\rho = 0.9$, $\sigma_{\eta}^2 = 0.005$ and $\sigma^2 = 0.05$. These values are close to values obtained in empirical research (see e.g., Mark 1995). Our qualitative conclusions are not sensitive to these parameter choices. Specifically, we evaluated a grid of parameter values including $\rho \in \{0.45, 0.9, 0.99\}$, $\sigma_{\eta}^2 \in \{0.005, 0.05\}$ and $\sigma^2 \in \{0.05, 0.5\}$. The results remained very similar.

We set $\pi \in \{0.3, 0.4, 0.5, 0.6, 0.7\}$ and $c \in \{0.5, 1, 1.5, 2, 2.5, 3, 3.5, 4, 4.5, 5\}$. The larger c , the larger the power of the test, all else equal. For $c = 5$ the power of the in-sample tests is close to

²Theorem 3.1 of Clark and McCracken (2001) reports the null limit distribution of the recursive case only. The null limit distribution of the split-sample case follows from the intermediate results in Clark and McCracken (2000).

100%. We evaluate the local asymptotic power of all tests at the nominal 10% significance level. The asymptotic critical values are computed based on 20000 draws from the limit distributions in section 3 with $c = 0$. The rejection rates under the alternative are based on 20000 draws from the limit distribution with $c > 0$. All Brownian motions in turn are approximated based on discrete time approximations with $T = 5000$.

Figure 1 shows the power results as a function of c and π . As expected, the two-sided test S_1 has lower power than the one-sided test S_2 for all c . Among the out-of-sample tests, there is no clear power ranking of the encompassing test and the GM test. Nor is there a clear ranking between the recursive test and the corresponding split-sample test. In Figure 2, the asymptotic power of the out-of-sample tests S_3 , S_4 , S_5 , and S_6 is expressed in ratio form relative to the asymptotic power of the in-sample tests S_1 (upper panel) and S_2 (lower panel). Thus, power ratios below 1 indicate that the in-sample test is more powerful.

We find that for all values of π and c , the S_1 -test has higher power than the GM tests as well as higher power than the forecast encompassing tests. This result holds for both split-sample and recursive versions of these tests. Qualitatively similar results also hold for S_2 . For all values of π and c , the out-of-sample tests have lower power than the S_2 -test. Thus, if a researcher is interested in testing H_2 our results clearly suggest that the preferred testing strategy, at least asymptotically, would be to rely on the one-sided in-sample t -test (S_2). Similarly, if we are interested in the two-sided alternative H_1 , the in-sample F -test (S_1) would clearly be the preferred test.

The existence of power advantages for the in-sample tests is not surprising given that in this standard setting neither data mining nor structural instability are an issue. Notably, when the conditions of the Neyman-Pearson lemma are satisfied, one would expect in-sample tests to be the locally asymptotically most powerful tests. Nevertheless, the results in Figure 2 provide useful additional insights. First, they give us an indication of how large the power differences are. Although in many cases the out-of-sample tests reach 80% of the power of the in-sample tests, there are others where the out-of-sample tests have less than 50% of the power of in-sample tests, even asymptotically. Thus, the differences are potentially large enough to provide an alternative explanation of the observed tendency of in-sample tests to reject the null of no predictability more often than out-of-sample tests, *even* when no data mining has taken place and when there is no structural instability.

Second, it is widely believed that - if there is data mining at all on the out-of-sample test - the extent of data mining is bound to be greater for the in-sample test. There is of course no direct evidence for that assertion, but this position is sometimes defended by the following argument: Given that so many published studies report out-of-sample failures of a model that fits well in-sample, it is asserted that the data mining problem cannot be very prevalent for the out-of-sample test. After all it would seem that if both tests were mined to the same extent, they both would tend to reject. Figure 2 shows that this view is mistaken. Even if (hypothetically) the same extent of data mining has taken place on both tests, the potentially much lower power of the out-of-sample test may offset the increased size induced by data mining. As a result, one will tend to observe more rejections for the in-sample test.

Third, the relative power advantages of the S_2 -test are even more pronounced than for the S_1 -test. This result is not surprising because S_2 is a test of the null of no predictability against the one-sided alternative H_2 . In contrast, the out-of-sample tests S_3 , S_4 , S_5 , and S_6 test the

weaker hypothesis of whether one model is a more accurate predictor than the other, which corresponds to H_1 . Thus, their power is diluted. There are no out-of-sample tests, to our knowledge, that can incorporate one-sided hypotheses on β implied by economic theory. For example, standard exchange rate models imply that periods, in which the nominal exchange rate exceeds the equilibrium value of the exchange rate, should be followed by a *depreciation* of the exchange rate, as opposed to a *change* in the exchange rate. In other words, the economic model pins down the direction of change. Out-of-sample tests do not make use of that restriction. It immediately follows that one cannot use the out-of-sample tests to "verify" the test results obtained using the one-sided t -test. This point does not appear to have been made in the literature, but helps to understand the observed differences in test results.

4 Analysis in the Presence of Data Mining (But No Unmodelled Structural Change)

Section 3 showed that under standard assumptions there is no theoretical support for the conventional wisdom that in-sample tests are less reliable than out-of-sample tests of predictability. It may appear that data mining would be a good candidate for explaining the tendency of in-sample tests to reject the null of no predictability more often than out-of-sample tests, but actually that fact is not obvious at all. The problem is that standard critical values for *both* in-sample and out-of-sample tests are constructed under the presumption that no data mining has taken place. If we use these conventional critical values, neither in-sample nor out-of-sample tests will be robust against data mining and it is unclear how to rank the tests.

The lack of reliability of in-sample tests in the presence of data mining is immediately obvious. Similar problems also arise in out-of-sample inference. It is sometimes argued that it is more difficult to data mine out-of-sample tests than in-sample tests. This position is hard to defend. In practice, data mining is no more difficult using one or the other test. Out-of-sample tests are used not unlike cross-validation methods. The researcher uses only the first part of the sample for specification searches and sets aside the second part of the data for the evaluation of the preferred model. This sample splitting strategy is often thought to prevent data mining at the individual level. It is clear, however, that this strategy is not immune from data mining. Nothing ensures that the researcher who presents out-of-sample validation results in his paper has not experimented with other predictors without showing the results. Even if the researcher has only considered one predictor, there remains the danger of collective data mining.³

This is equally true for sample-splitting tests and for the more commonly used out-of-sample procedure of recursive predictive inference about predictability (see, e.g., Mark 1995, Kilian 1999, Faust, Rogers and Wright 2003). Recursive predictive inference means that the researcher estimates both the restricted and the unrestricted model on the first S observations of the

³It may seem that one could address this problem hypothetically by evaluating studies only several years after publication. Not only does this not reflect current practice and hence cannot explain the empirical tendency of the in-sample test to reject more often, but it is clear that journals would be reluctant to accept results that remain to be validated in the future. Even if editors could be persuaded of the merits of this approach, collective data mining could not be ruled out.

sample and evaluates the fit of each model on observation $S + 1$ for $S = R, R + 1, R + 2, \dots, T - 1$. Contrary to common perceptions, this procedure offers no more protection from data mining than in-sample tests of predictability. The problem is that, when this exercise is completed, the researcher knows exactly the "out-of-sample"-performance of any given model and is free to experiment with alternative predictors prior to publication. Thus, out-of-sample inference is subject to exactly the same potential data mining problems as in-sample inference.⁴

An alternative view recognizes the scope for data mining out-of-sample test results, but contends that, in practice, more data mining takes place on in-sample tests than on out-of-sample tests of predictability. That position lacks solid empirical support. There is no direct evidence on the extent of data mining because data mining by design can rarely be detected. Thus, we need to recognize that even the results of out-of-sample tests of predictability are likely to be contaminated by data mining. There is no a priori presumption that the size distortions induced by data mining are greater for in-sample tests than for out-of-sample tests.

Given that both in-sample tests and out-of-sample tests of predictability, as currently used, are rendered unreliable by data mining, we conclude that neither test can be recommended for applied work when data mining is a concern. An obvious solution to this problem is to adjust the critical values of both in-sample and out-of-sample tests to account for data mining. This proposal is in the spirit of recent work by White (2000) and by Hansen (2001), who proposed bootstrap methods for out-of-sample inference in the presence of data mining.⁵ Since White's theoretical results presume that the out-of-sample test statistic of interest has a Gaussian limit distribution, they cannot be applied to the test statistics of interest in our paper. In section 4.1. we propose a natural generalization of White's approach and derive the appropriate limit distributions for our out-of-sample tests. This allows us to construct critical values that are robust against data mining. We also derive the limit distribution of the in-sample tests of predictability under the assumption that systematic data mining has taken place. This allows us to construct appropriate data-mining robust critical values for the in-sample t - and F -tests. Our analysis is a natural extension of work in classical statistics on the testing of multiple hypotheses (see, e.g., Anderson 1994, Dasgupta and Spurrier 1997; Royen 1984).⁶

Although such robust asymptotic critical values for predictability tests have not been used to date in empirical work, clearly both in-sample and out-of-sample tests of predictability based on these robust critical values will be reliable and free of size distortions at least asymptotically. Thus, the choice between in-sample and out-of-sample inference again reduces to a question about relative power. We will therefore derive the asymptotic distributions of these tests under local alternatives in section 4.1 and compare their asymptotic power in section 4.2.

⁴McCracken (2001) studies out-of-sample inference involving forecast models that in turn were selected based on some inconsistent model selection procedure. His methodology, however, presumes that no respecification of the forecast model occurs after the out-of-sample test is conducted. Thus, he rules out data mining of the form described here.

⁵Hansen (2001) discusses some possible drawbacks of White's proposal. Note that these possible drawbacks do not apply in our context because our model is nested and the null hypothesis holds with equality.

⁶A similar framework has also been used by Hansen (2000) who proposed bootstrap inference for the distribution of R^2 in the presence of data mining.

4.1 The Asymptotic Distributions of Tests of Predictability under Local Alternatives

As discussed in section 2, there are many situations in empirical work, in which data mining must be presumed to have occurred either at the individual or the collective level. The presence of data mining affects the distribution of in-sample and out-of-sample tests of predictability both under the null and under the alternative. In this section we derive suitable critical values for predictability tests that account for data mining and we derive their local asymptotic power. We formalize data mining as follows. For $j = 1, 2, \dots, M$, let $w_{j,t}$ denote a k_j -dimensional subvector of w_t where $1 \leq k_j \leq k$. Let $x_{j,t} = [v_t' w_{j,t}']'$. Define Q_j and L_j as in Proposition 2 with x_t replaced by $x_{j,t}$ and k replaced by k_j . Suppose that one is interested in whether any one of M models

$$y_t = \alpha' v_t + \beta_j' w_{j,t} + u_t \quad j = 1, 2, \dots, M$$

has predictive power that is superior to the benchmark model

$$y_t = \alpha' v_t + u_t.$$

Formally the null hypothesis can be written as

$$H_0 : \beta_j = 0 \quad \forall j$$

and the alternative hypothesis as

$$H_1 : \beta_j \neq 0 \text{ for some } j.$$

Under the null hypothesis we have

$$\max_{j \in \{1, \dots, M\}} E(u_{0,t}^2) - E(u_{j,t}^2) = 0,$$

whereas under the alternative hypothesis we have

$$\max_{j \in \{1, \dots, M\}} E(u_{0,t}^2) - E(u_{j,t}^2) > 0,$$

where $u_{0,t} \equiv y_t - \alpha' v_t$ and $u_{j,t} \equiv y_t - \alpha' v_t - \beta_j' w_{j,t}$ for $j = 1, 2, \dots, M$. This suggests the following in-sample test statistic:

$$S_7 = \max_{j \in \{1, \dots, M\}} \frac{\sum_{t=1}^T (\hat{u}_{0,t}^2 - \hat{u}_{j,t}^2)}{\hat{\sigma}_j^2}. \quad (14)$$

The statistic S_7 is the data-mining proof version of S_1 .

Let

$$\Omega = \begin{bmatrix} \Omega_{11} & \cdots & \Omega_{M1} \\ \vdots & \Omega_{ij} & \vdots \\ \Omega_{1M} & \cdots & \Omega_{MM} \end{bmatrix},$$

$$d = [d_1 \quad d_2 \quad \cdots \quad d_M]'$$

where

$$\begin{aligned}\Omega_{ij} &= L'_i E(x_{i,t} x'_{i,t})^{-1/2} E(x_{i,t} x_{j,t}) E(x_{j,t} x'_{j,t})^{-1/2} L_j, \\ d_j &= (1/\sigma) L'_j [E(x_{j,t} x'_{j,t})]^{-1/2} E(x_{j,t} w'_{j,t}) c(\zeta_j),\end{aligned}$$

σ^2 is the variance of u_t , and ζ_j denotes a k -dimensional selection vector whose j th element is 1 if $w_{j,t}$ includes the j th element of w_t and is zero otherwise. The notation $c(\zeta)$ stands for a subset of c where the selection vector $\zeta \in \times_{i=1}^k \{0, 1\}$ and $1 \leq k_j = \zeta' \zeta \leq k$. For example, if $\zeta = [0, 1, 0, 1, 0]$ then $c(\zeta) = [c_2, c_4]'$.

Assumption 3. Ω is positive definite.

Proposition 4. Suppose that Assumptions 1 and 3 hold. Under the sequence of local alternatives of the form H'_1 ,

$$S_7 \xrightarrow{d} \max_{j \in \{1, \dots, M\}} \chi_{d_j}^2(k_j) \quad (15)$$

where $\chi_{d_1}^2(k_1) = \sum_{i=1}^{k_1} u_i^2$, $\chi_{d_j}^2(k_j) = \sum_{i=k_1+\dots+k_{j-1}+1}^{k_1+\dots+k_j} u_i^2$ for $j = 2, \dots, M$, and

$$\begin{bmatrix} u_1 \\ \vdots \\ u_{k_1+\dots+k_M} \end{bmatrix} \sim N(d, \Omega).$$

The distribution of $[\chi_{d_1}^2(k_1), \chi_{d_2}^2(k_2), \dots, \chi_{d_M}^2(k_M)]'$ is called a noncentral multivariate χ^2 distribution in the statistical literature (see Royen (1997) for a recent survey).

Next, consider the special case in which $w_{j,t}$ is the j th element of w_t . The alternative hypothesis of interest is

$$H_2 : \beta_j > 0 \text{ for some } j,$$

and a sequence of local alternatives is

$$H'_2 : \beta_j = T^{-1/2} c_j \quad j = 1, 2, \dots, M,$$

where $c_j \geq 0$ for all j and $c_j > 0$ for at least one j . For H_2 it is natural to consider the following in-sample test

$$S_8 = \max_{j \in \{1, \dots, M\}} \sqrt{T} \hat{\beta}_j / \hat{\sigma}_{\beta_j} \quad (16)$$

where $\hat{\sigma}_{\beta_j}^2$ is a consistent estimator of the asymptotic variance of $\hat{\beta}_j$. S_8 is the data-mining-proof version of S_2 . Let Σ be an $M \times M$ matrix whose (i, j) th element is given by

$$\sigma_{ij} = \sigma^2 e'_{l+1} [E(x_{i,t} x'_{i,t})]^{-1} E(x_{i,t} x_{j,t}) [E(x_{j,t} x'_{j,t})]^{-1} e_{l+1} / \sigma_{\beta_i} \sigma_{\beta_j}$$

and f is an M -dimensional column vector whose j th element is given by

$$f_j = e'_{l+1} [E(x_{j,t} x'_{j,t})]^{-1} E(x_{j,t} w_{j,t}) c_j / \sigma_{\beta_j}.$$

where e_{l+1} is an $(l+1)$ -dimensional column vector whose last element is one and other elements are all zero.

Assumption 4. Σ is positive definite.

Proposition 5. Suppose that Assumptions 1 and 4 hold. Under the sequence of local alternatives of the form H'_2

$$S_8 \xrightarrow{d} \max_{j \in \{1, \dots, M\}} (v_j) \quad (17)$$

where

$$\begin{bmatrix} v_1 \\ \vdots \\ v_M \end{bmatrix} \sim N(f, \Sigma).$$

For $c = \mathbf{0}$, (15) and (17) include the null distribution as a special case. Thus, we are able to derive critical values that are robust against data mining. Note that a key assumption underlying this strategy is that the regression models in question are linear. Under nonlinearity the number of models that could be constructed from a given set of predictors would be infinite and the proposed strategy for computing data-mining robust critical values would be infeasible.

Next, we consider the data-mining robust out-of-sample tests. Define the maximum version of the split-sample GM test, recursive GM test, split-sample encompassing test and recursive encompassing test as follows:

$$S_9 = \max_{j \in \{1, \dots, M\}} \frac{\sum_{t=R+1}^T (\tilde{u}_{0t}^2 - \tilde{u}_{j,t}^2)}{\hat{\sigma}_j^2} \quad (18)$$

$$S_{10} = \max_{j \in \{1, \dots, M\}} \frac{\sum_{t=R+1}^T (\bar{u}_{0t}^2 - \bar{u}_{j,t}^2)}{\hat{\sigma}_j^2}, \quad (19)$$

$$S_{11} = \max_{j \in \{1, \dots, M\}} \frac{(T-R)^{-1/2} \sum_{t=R+1}^T (\tilde{u}_{0t}^2 - \tilde{u}_{0t} \tilde{u}_{j,t})}{\hat{V}^{1/2} (\tilde{u}_{0t}^2 - \tilde{u}_{0t} \tilde{u}_{j,t})}, \quad (20)$$

$$S_{12} = \max_{j \in \{1, \dots, M\}} \frac{(T-R)^{-1/2} \sum_{t=R+1}^T (\bar{u}_{0t}^2 - \bar{u}_{0t} \bar{u}_{j,t})}{\hat{V}^{1/2} (\bar{u}_{0t}^2 - \bar{u}_{0t} \bar{u}_{j,t})}. \quad (21)$$

Proposition 6. Suppose that Assumptions 1, 2 and 3 hold. Then under a sequence of local

alternatives of the form H'_1

$$S_9 \xrightarrow{d} \max_{j \in \{1, \dots, M\}} \frac{1}{\pi} (B_j(1) - B_j(\pi) + (1 - \pi)d_j)' (B_j(\pi) + \pi d_j) - \frac{1 - \pi}{2\pi^2} (B_j(\pi) + \pi d_j)' (B_j(\pi) + \pi d_j) \quad (22)$$

$$S_{10} \xrightarrow{d} \max_{j \in \{1, \dots, M\}} \int_{\pi}^1 \frac{1}{r} B'_j(r) dB_j(r) + d'_j \int_{\pi}^1 \frac{1}{r} B_j(r) dr + d'_j (B_j(1) - B_j(\pi)) + (1 - \pi) d'_j d_j - \frac{1}{2} \int_{\pi}^1 \frac{1}{r^2} (B_j(r) + r d_j)' (B_j(r) + r d_j) dr, \quad (23)$$

$$S_{11} \xrightarrow{d} \max_{j \in \{1, \dots, M\}} \frac{(B_j(\pi) + \pi d_j)' [B_j(1) - B_j(\pi) + (1 - \pi)d_j]}{\{(1 - \pi)(B_j(\pi) + \pi d_j)' (B_j(\pi) + \pi d_j)\}^{1/2}}, \quad (24)$$

$$S_{12} \xrightarrow{d} \max_{j \in \{1, \dots, M\}} \left[\int_{\pi}^1 \frac{1}{r} B'_j(r) dB_j(r) + d'_j \int_{\pi}^1 \frac{1}{r} B_j(r) dr + d'_j (B_j(1) - B_j(\pi)) + (1 - \pi) d'_j d_j \right] / \left[\int_{\pi}^1 \frac{1}{r^2} (B_j(r) + r d_j)' (B_j(r) + r d_j) dr \right]^{1/2}, \quad (25)$$

where $\{B_j(\cdot)\}_{j=1}^M$ are Brownian motions that satisfy $E(B_i(r)B_j(s)') = \min(r, s)\Omega_{ij}$. By setting $c = \mathbf{0}$, (22), (23), (24) and (25) include the null limit distribution as a special case.

4.2 An Asymptotic Power Comparison of In-Sample and Out-of-Sample Tests of Predictability

We now turn to the asymptotic power comparison for environments in which more than one candidate model was considered prior to testing. The economically most interesting alternative hypothesis is one, in which one candidate model helps to predict y_t in population, whereas all other candidate models do not. For expository purposes we let $M = 2$. Thus, $c = [c_1 \ 0]$, where $c_1 \in \{0.5, 1, 1.5, 2, 2.5, 3, 3.5, 4, 4.5, 5\}$. We postulate that the two potential predictors w_{jt} follow identical AR(1) processes that are independent. The details of the design are otherwise identical to the environment without data mining. In short, the experiment differs from the previous subsection in that we allow for the possible selection of an irrelevant predictor.

Figure 3 shows the power results as a function of c and π . We find that power tends to be somewhat lower, but qualitatively the power results are very similar. In Figure 4, the asymptotic power of the out-of-sample tests S_9 , S_{10} , S_{11} , and S_{12} is expressed in ratio form relative to the asymptotic power of the in-sample tests S_7 (upper panel) and S_8 (lower panel). As in the case without data mining, the one-sided t test always has higher power than the out-of-sample tests. The magnitude of the power advantage of the in-sample test can be substantial. In contrast, for the F -test the earlier results have to be qualified. Although the split-sample

GM and encompassing tests always have lower power than the F -test, the asymptotic power ranking of the recursive GM -test and recursive forecast encompassing test relative to the F -test is ambiguous. It depends on the values of c and π . For some values of c and π , the out-of-sample tests have higher power, whereas in others the two-sided in-sample test has higher power. No practical recommendations can be given in favor of one or the other test. With this exception, our results suggest that even if applied users were to use appropriate critical values to protect against data mining, in-sample tests would tend to have more power than out-of-sample tests. Notably, if a one-sided hypothesis on β is of interest, the power analysis unambiguously favors the in-sample test even in the presence of data mining.

We noted earlier that the qualitative results in Figure 2 may be expected based on the Neyman-Pearson lemma. This is not the case for the results in Figure 4 because data mining makes the problem nonstandard. This fact helps to explain the potentially ambiguous ranking of the in-sample F -test and the out-of-sample tests in the upper panel of Figure 4. Thus, allowing for systematic data mining makes a difference. Even for $M = 2$ we observe some qualitative differences in the results relative to Figure 2. How robust are these results to the choice of M ? Experimentation with large M at this point seems computationally infeasible. Nevertheless, it is clear that there is no indication that out-of-sample tests enjoy systematic power advantages when data-mining robust critical values are used.

It would be tempting to relate the findings in Figure 4 to findings in empirical work. It is important to keep in mind that this is not possible, because such robust asymptotic critical values have not been used in published research to date. One problem is that the limit distribution will in general depend on the data generating process. This raises the question of the practical feasibility of such data-mining robust critical values. In practice, we recommend that this approach be implemented by bootstrap methods. Although we rarely know the search path chosen by other researchers, in many cases it seems reasonable to presume that individually or collectively researchers will explore the universe of economically plausible predictors that is publicly available. For example, in the context of quarterly foreign exchange returns it seems reasonable to include all quarterly macro variables that have been used in previous studies as potential exchange rate predictors. The set of these variables has remained remarkably stable over time. It is straightforward to approximate the time series processes of these macro variables by bootstrap methods and to construct data-mining critical values under the null hypothesis (see Kilian (1999) for a review). Indeed a bootstrap version of our tests has recently been implemented by Rapach and Wohar (2002) in the context of testing the predictability of annual and quarterly stock returns.

5 Analysis in the Presence of Unmodelled Structural Change (But No Data Mining)

A possible alternative rationale for the apparently contradictory results of in-sample and out-of-sample tests of predictability is the presence of structural instability (see e.g. Stock and Watson 2001) or other forms of model misspecification. So far we have maintained the assumption that the process in question is not subject to unmodelled parameter instability. We now relax these assumption. For expository purposes we will abstract from data mining.

Recall that

$$y_t = \gamma'x_t + u_t = \alpha'v_t + \beta'w_t + u_t, \quad (1)$$

where $x_t = (v_t', w_t')$, v_t and w_t are m , l and k dimensional vectors of regressors, respectively, $\{u_t\}$ is a sequence of martingale differences. There are two possibilities for unmodelled parameter instability to affect the result. For concreteness we focus on the possibility of a one-time change in the parameter values. One possibility is that there is a break in the parameter of interest, β . The other possibility is that the structural change occurs in the conditioning set, i.e., in the parameter α . The latter case is an example of a model that is misspecified under the null hypothesis. It turns out that the consequences of not modelling such a break depend crucially on whether the break occurs in α or in β .

5.1 Structural Break in β

What is the effect of such a break on the size of predictability tests? Under the null hypothesis of no predictability we have that $\beta_t = 0 \forall t$. This means that by definition of the null a structural break in the predictive relationship of interest is not possible. If $\beta_t \neq 0$ for some t , then clearly there is some predictability and the null cannot hold. It follows immediately that our earlier results on the asymptotic size of in-sample and out-of-sample tests of predictability continue to apply. This is true whether we allow for data mining or not. In short, for this form of unmodelled structural break both in-sample and out-of-sample tests will by construction be reliable under the null at least asymptotically. This point is important because it implies that deterministic structural breaks in the predictive relationship could not possibly be responsible for the alleged tendency of in-sample tests to result in spurious predictability.

The fact that the size remains unaffected by unmodelled structural breaks in β does not mean that such structural change does not matter. In fact, it has important implication for the power of tests of predictability. Clark and McCracken (2001b) recently have studied the effects of deterministic structural breaks on the power of predictability tests. Their analysis abstracts from data mining. Like our paper they consider two parametric linear models that are nested under the null. The joint null hypothesis is no predictability and no structural change. Clark and McCracken allow for a one-time structural shift in the predictive relationship under the alternative hypothesis. They postulate that for some part of the sample $\beta = 0$, whereas for the remainder of the sample $\beta \neq 0$.

Under these conditions, Clark and McCracken (2001b) show that the usual in-sample F -test will detect this form of predictability with probability 1 asymptotically. In this sense, in-sample tests of predictability are robust at least to simple forms of structural change. In contrast, out-of-sample tests such as tests of equal forecast accuracy or forecast encompassing may lack power against some structural break alternatives. Put differently, if there is predictability at least for some part of the sample, but is subject to structural change, out-of-sample tests may fail to detect it, even as in-sample tests correctly reject the no predictability null. Thus, out-of-sample tests of predictability may actually be less robust to structural change than in-sample tests.⁷

⁷There is one counterexample to this tendency, in which out-of-sample tests will tend to have higher power than

At this point let us emphasize that this power ranking hinges on the premise that the purpose of testing for predictability is to detect predictability, if it exists at all anywhere along the sample path. If predictability exists only in the first part of the sample and if the objective is to detect whether predictability holds at the end of the sample, then out-of-sample tests may have higher power (see Clark and McCracken 2001b).

A second problem with the use of out-of-sample tests of predictability in the presence of an unmodelled break in β is that their power will be highly dependent on the nature and timing of the structural change and on the choice of forecast window. This evidence is important because it is sometimes suggested that recursive or rolling estimates may offer some protection against model instability (see, e.g., Stock and Watson 1999, p. 298, 326). The example of Clark and McCracken (2001b) shows that this need not be the case.⁸

5.2 Structural Break in α

In this subsection, we will analyze the size properties of both in-sample and out-of-sample tests of predictability when the regression model is misspecified under the null hypothesis. The regression model is misspecified under the null hypothesis if some conditioning variable is incorrectly omitted from v_t when conducting a test of $H_0 : \beta = 0$. A leading example of such a situation is a one-time break in the intercept that is not modelled explicitly. Specifically, we stipulate that the intercept term satisfies in population:

$$\alpha_{1t} = \begin{cases} 0 & t = 1, 2, \dots, [T/2] \\ 1 & t = [T/2] + 1, \dots, T \end{cases}$$

For expository purposes we focus on the t -test. Similar results could be established for the F -test as well. Recall the t -statistic, S_2 , for testing $H_0 : \beta_1 = 0$. Given that

$$S_2 = \sqrt{T} \hat{\beta}_1 / \hat{\sigma}_{\beta_1} \tag{26}$$

where $\hat{\sigma}_{\beta_1}$ is the $(l+1) \times (l+1)$ element of $\hat{\sigma}^2 ((1/T) \sum_{t=1}^T x_t x_t')^{-1}$, we will focus on the distribution of the OLS estimator. Substituting for α_1 the value of $1/2$, which is the probability limit of the

in-sample tests: Suppose that the break in β occurs at exactly $[\lambda T]$ where $\lambda = 0.5$. Further suppose that in the first half of the sample $\beta = -c$ and in the second half $\beta = c$ where c is some constant. In that case, the in-sample test will have zero power asymptotically, whereas the out-of-sample test may have some power. This counterexample, however, seems more of an intellectual curiosity because it requires three unrealistic conditions. First, a switch in sign seems unlikely in situations that would suggest the use of a one-sided t -test, as is typically the case in applied work. Second, it is unlikely that the deviations from $\beta = 0$ exactly offset one another. Third, it is unlikely that the break occurs exactly at $[0.5T]$. Even for small deviations from these assumptions the counterexample breaks down.

⁸In related work, Rossi (2001b) develops an optimal test of the joint null hypothesis of no predictability and no parameter instability. This test differs from both the in-sample and the out-of-sample tests analyzed in this paper. Rossi shows that her test is locally asymptotically more powerful than either rolling out-of-sample tests of predictability or sequential in-sample tests first for parameter stability and then for predictability.

OLS estimator of α_1 under Assumption 1, we have (with some abuse of notation) that :

$$\begin{aligned}\sqrt{T}(\hat{\gamma} - \gamma) &= \sqrt{T} \left(\sum_{t=1}^T x_t x_t' \right)^{-1} \left[\sum_{t=1}^{[T/2]} x_t \left(\varepsilon_t - \frac{1}{2} \right) + \sum_{t=[T/2]+1}^T x_t \left(\varepsilon_t + \frac{1}{2} \right) \right] \\ &= \sqrt{T} \left(\sum_{t=1}^T x_t x_t' \right)^{-1} \sum_{t=1}^T x_t \varepsilon_t \\ &\quad + \sqrt{T} \left(\sum_{t=1}^T x_t x_t' \right)^{-1} \left[\sum_{t=1}^{[T/2]} x_t - \sum_{t=[T/2]+1}^T x_t \right].\end{aligned}\tag{27}$$

In addition to Assumption 1(a)-(d), suppose that

- (e) $\{x_t\}$ is strong mixing with $E\|x_t\|^{2+\delta} < \infty$ for some $\delta \in (0, \infty)$ and the mixing coefficients satisfy $\sum_{i=1}^{\infty} \alpha_i^{\delta/(2+\delta)} < \infty$.
- (f) $\lim_{T \rightarrow \infty} T^{-1} \text{Var}(\sum_{t=1}^T x_t) = \Lambda$ is positive definite.

Under Assumptions 1(c), 1(e) and 1(f), the central limit theorem for x_t holds, i.e.,

$$T^{-1/2} \sum_{t=1}^{[rT]} x_t - E(x_t) \xrightarrow{d} N(0, r\Lambda)$$

for a fixed r . It follows that

$$T^{-1/2} \sum_{t=1}^{[T/2]} x_t - T^{-1/2} \sum_{t=[T/2]+1}^T x_t \xrightarrow{d} N(0, \Lambda).\tag{28}$$

Thus, the limiting null distribution of S_2 is normal with mean zero and a variance given by the component of

$$(E(x_i x_i'))^{-1} [\sigma^2 E(x_i x_i') + \frac{1}{4} \Delta] (E(x_i x_i'))^{-1} / (\sigma^2 + \frac{1}{4})$$

that corresponds to β_1 . This result obviously differs from the $N(0,1)$ limiting distribution in Proposition 1. Therefore, the size of the t -test will be distorted if the standard critical values are used.

The result that in-sample tests of predictability based on standard critical values are invalid when the model is misspecified under the null hypothesis is not surprising. What is perhaps less well appreciated is that similar size distortions arise in conducting standard out-of-sample tests of predictability. For example, consider the split-sample GM test, S_3 , with $R = [T/2]$. Although we will not derive its limiting null distribution in the presence of structural change, we will show that size distortions exist for this test as well in the presence of an unmodelled break in the intercept. Let

$$\tilde{u}_{jt} = \begin{cases} \tilde{u}_{jt} & t = 1, 2, \dots, [T/2] \\ \tilde{u}_{jt} - 1 & t = [T/2] + 1, \dots, T \end{cases}$$

Then

$$\begin{aligned}
S_3 &= \frac{\sum_{t=[T/2]+1}^T \tilde{u}_{0t}^2 - \tilde{u}_{1t}^2}{\hat{\sigma}^2} \\
&= \frac{\sum_{t=[T/2]+1}^T (\tilde{u}_{0t} + 1)^2 - (\tilde{u}_{1t} + 1)^2}{\hat{\sigma}^2} \\
&= \frac{\sum_{t=[T/2]+1}^T \tilde{u}_{0t}^2 - \tilde{u}_{1t}^2}{\hat{\sigma}^2} + \frac{2 \sum_{t=[T/2]+1}^T \tilde{u}_{0t} - \tilde{u}_{1t}}{\hat{\sigma}^2} \\
&= S_3(1) + S_3(2).
\end{aligned}$$

As in the case without structural change, $S_3(1)$ has a limit distribution and is well-behaved. However, $S_3(2) = O_p(T^{1/2})$ if $E(x_t) \neq 0$ and $S_3(2) = O_p(1)$ if $E(x_t) = 0$. Thus, this term will enter the limit distribution and critical values based on the distribution of $S_3(1)$ alone, as derived in Proposition 2, will be invalid. If the problem is ignored, size distortions will arise. This proves that the *GM* test does not offer any protection against model misspecification under the null. Specifically, it does not allow for unmodelled structural change in the conditioning variables. Similar results also hold for the forecast encompassing test. For example, consider the split-sample encompassing test, S_4 .

$$\begin{aligned}
S_4 &= \frac{[T/2]^{-1/2} \sum_{t=[T/2]+1}^T \tilde{u}_{0t}^2 - \tilde{u}_{0t}\tilde{u}_{1t}}{\hat{V}^{1/2}(\tilde{u}_{0t}^2 - \tilde{u}_{0t}\tilde{u}_{1t})} \\
&= \frac{[T/2]^{-1/2} \sum_{t=[T/2]+1}^T (\tilde{u}_{0t} + 1)^2 - (\tilde{u}_{0t} + 1)(\tilde{u}_{1t} + 1)}{\hat{V}^{1/2}(\tilde{u}_{0t}^2 - \tilde{u}_{0t}\tilde{u}_{1t})} \\
&= \frac{[T/2]^{-1/2} \sum_{t=[T/2]+1}^T \tilde{u}_{0t}^2 - \tilde{u}_{0t}\tilde{u}_{1t}}{\hat{V}^{1/2}(\tilde{u}_{0t}^2 - \tilde{u}_{0t}\tilde{u}_{1t})} + \frac{[T/2]^{-1/2} \sum_{t=[T/2]+1}^T \tilde{u}_{0t} - \tilde{u}_{1t}}{\hat{V}^{1/2}(\tilde{u}_{0t}^2 - \tilde{u}_{0t}\tilde{u}_{1t})} \\
&= S_4(1) + S_4(2).
\end{aligned}$$

The numerator of the first term converges in probability to zero, whereas the numerator of the second term is $O_p(1)$ and does not converge to zero even asymptotically. Since $\hat{V}(\tilde{u}_{0t}^2 - \tilde{u}_{0t}\tilde{u}_{1t})$ in the denominator converges to zero, S_4 diverges to infinity.

For expository purposes we have focused on the split-sample versions of the out-of-sample tests of predictability, but similar results could also be established for recursive tests. Our analysis demonstrates that structural change that results in a misspecification of the model under the null hypothesis distorts the size of both in-sample and out-of-sample tests of predictability, as currently implemented. There is no sense in which we would prefer the out-of-sample tests S_3 , S_4 , S_5 , or S_6 in that situation. This result is in sharp contrast to the analysis of an unmodelled structural break in the β parameter that we analyzed in the preceding subsection. Such a break has no effect on the size of the test. It only affects the power and that effect tends to favor the in-sample test. We conclude there is no reason to presume that the presence of unmodelled structural change favors out-of-sample tests of predictability.

Our results refute more generally the conventional view that out-of-sample tests guard against parameter instability and more generally misspecification of the regression model. An

interesting direction for future research will be to investigate whether predictability tests could be made robust against misspecification under the null. Recently, Corradi and Swanson (2002) have proposed a bootstrap method for constructing an out-of-sample test of predictability that allows for some forms of model misspecification under both the null and the alternative. What is important to keep in mind, however, is that Corradi and Swanson assume strict stationarity which rules out misspecifications arising from parameter instability.

6 Discussion and Conclusion

It is common for empirical researchers to find significant evidence of in-sample predictability, but no significant out-of-sample predictive relationship. The conventional wisdom is that this tendency reflects the lack of reliability of in-sample tests under the null of no predictability. As a result, there is a tendency to discount evidence in favor of predictability based on in-sample tests. We showed that this interpretation is not correct. We distinguished between environments that are subject to data mining and environments that are free from data mining. We also considered the possibility of unmodelled structural breaks and more generally model misspecification.

First, we demonstrated that in-sample and out-of-sample tests of predictability are asymptotically equally reliable under the null of no predictability, provided that no data mining has taken place. Second, we analyzed environments with data mining. We showed that, contrary to conventional wisdom, out-of-sample tests of predictability are not robust to data mining. If critical values are not adjusted to account for data mining, both in-sample and out-of-sample tests are susceptible to size distortions with no presumption that in-sample tests are less reliable. We also showed that, once proper critical values are used that are robust against data mining, both tests are equally reliable under the null. This result holds even in the presence of unmodelled structural change, provided that the model is correctly specified under the null hypothesis. Thus, with or without data mining, the conventional wisdom that in-sample t -tests and F -tests are biased in favor of detecting spurious predictability cannot be supported by theory. This result reduces the choice between in-sample and out-of-sample tests of predictability to the question of which test has higher power.

We derived the local asymptotic power of these tests in environments with and without data mining. Although in-sample tests will tend to have higher power than out-of-sample tests in small samples, it is not clear whether these results extend to large samples. Our analysis suggests that if inference is based on standard critical values, both one-sided t -tests and F -tests are even asymptotically more powerful than tests of equal predictive accuracy or tests of forecast encompassing. If inference is based on data-mining robust critical values, F -tests are asymptotically more powerful than split-sample tests, but for some design parameters they may be strictly less powerful than recursive out-of-sample tests. Thus, no general recommendations about the relative merits of F -tests and out-of-sample tests are possible in that case. In contrast, one-sided t -tests are asymptotically more powerful than tests of equal predictive accuracy or tests of forecast encompassing, even after accounting for data mining. Finally, we showed that in-sample tests will tend to have additional power advantages when there is unmodelled structural change in the parameter of interest.

Our results not only dispel the conventional wisdom that out-of-sample test results are more convincing than in-sample test results, but they also provide an alternative explanation for the tendency of significant in-sample test results to break down out of sample. Rather than attributing this result to higher size distortions for in-sample tests of predictability, we attribute this result to the higher power of in-sample tests of predictability relative to out-of-sample tests of the same size. Our results are particularly clear-cut when we compare the power of various out-of-sample tests of predictability to the commonly used one-sided in-sample t -test of predictability (see e.g. Mark 1995, Kilian 1999, Faust, Rogers and Wright 2003). The reason is that out-of-sample tests are not designed to test one-sided hypotheses on regression parameters, but amount to two-sided tests on regression parameters. This fact helps to explain the stronger in-sample evidence obtained in many empirical studies using such t -tests.

There are two obvious caveats to our conclusions. First, to the extent that the limit distributions of in-sample and out-of-sample tests of predictability are data-dependent, applied researchers will need to give careful attention to the size and power properties of these tests on a case-by-case basis. Second, our analysis has been asymptotic in nature. This is an advantage in that we were able to derive rigorous results. The asymptotic nature of our results also is a disadvantage in that many applications involve fairly small samples and asymptotic approximations may not be accurate enough. Given the favorable experience with bootstrap methods in Kilian (1999) and Kilian and Taylor (2003), however, we conjecture that in practice bootstrap methods may be used to address both of these concerns. The practical feasibility of this proposal has recently been demonstrated by Rapach and Wohar (2002).

Finally, we showed that the conventional view is not correct that out-of-sample tests guard against parameter instability or more generally misspecification of the regression model. Specifically, when the regression model is misspecified under the null neither in-sample nor the currently used out-of-sample tests of predictability are valid. Our results should not be interpreted as evidence against the use of out-of-sample tests of predictability in general, but against their uncritical use in applied work. We conclude that it is important to be clear about the objective of predictability testing. It will be difficult to find convincing applications of out-of-sample tests in standard environments, such as the setting considered in this paper. There are, however, real-time forecasting problems for which out-of-sample tests seem well suited. For example, Amato and Swanson (2001) and Chao, Corradi and Swanson (2001) draw a distinction between predictability that can be exploited in real time and predictability that exists in population. Moreover, we mentioned that, for detecting the lack of predictability toward the end of the sample, out-of-sample tests may have power advantages. Finally, as shown by Corradi and Swanson (2002) it is possible to develop new out-of-sample tests of predictability that - unlike current tests - are robust to at least some forms of model misspecification.

Proofs

The proofs are similar to those in McCracken (1999) and Clark and McCracken (2000), so we will only sketch them.

Proofs for the split-sample tests: (8) and (12)

By Lemma A.4 of Clark and McCracken (2001a), Q is idempotent. By Schur's decomposition theorem (Theorem 13 of Magnus and Neudecker, 1999, p.16), it follows that there is a $l \times k$ matrix L such that $LL' = Q$ and $L'L = I_k$. Let $h_t = L'E(x_t x_t')^{-1/2} x_t (u_t + T^{-1/2} c' w_t)$. Then it follows from the functional central limit theorem that

$$T^{-1/2} \sum_{t=1}^{[rT]} h_t \Rightarrow \sigma \delta r + \sigma W(r), \quad (29)$$

where $[x]$ denotes the integer part of x and \Rightarrow denotes the weak convergence in the space of cadlag functions on $[0, 1]$. Following the arguments used in the proofs of McCracken (1999, Lemma 3.2) and Clark and McCracken (2000, Lemmas A10 and A12), one can show that

$$\begin{aligned} S_3 &= \sum_{s=R+1}^T h'_s \frac{1}{R} \sum_{t=1}^R h_t - \frac{T-R}{2R^2} \sum_{s=1}^R h'_s \sum_{t=1}^R h_t + o_p(1), \\ S_5 &= (T-R)^{-1/2} \left(\sum_{s=1}^R h'_s \sum_{t=R+1}^T h_t \right) / \left(\sum_{s=1}^R h'_s \sum_{u=1}^R h_u \right)^{1/2} + o_p(1). \end{aligned} \quad (30)$$

Combining (29), (30) and (30) with the continuous mapping theorem completes the proof of (8) and (12).

Proofs for the recursive tests: (9) and (13)

It follows from applications of Theorem 2.1 of Hansen (1992), (29) and the continuous mapping theorem that

$$\sum_{t=[\pi T]+1}^T h'_t \frac{1}{t} \sum_{s=1}^t h_s \xrightarrow{d} \int_{\pi}^1 \frac{1}{r} W'(r) dW(r) + \delta' \int_{\pi}^1 \frac{1}{r} W(r) dr + \delta'(W(1) - W(\pi)) + (1 - \pi)\delta'\delta. \quad (31)$$

Following the arguments used in the proofs of McCracken (1999, Lemma 3.2) and Clark and McCracken (2000, Lemmas A10 and A12), one can show that

$$\begin{aligned} S_4 &= \sum_{t=R+1}^T h'_t \frac{1}{t} \sum_{s=1}^t h_s - \frac{1}{2} \sum_{t=R+1}^T \frac{1}{t^2} \sum_{s=1}^t h'_s \sum_{u=1}^t h_u + o_p(1), \\ S_6 &= \left(\sum_{t=R+1}^T h'_t \frac{1}{t} \sum_{s=1}^t h_s \right) / \left(\sum_{t=R+1}^T \frac{1}{t^2} \sum_{s=1}^t h'_s \sum_{u=1}^t h_u \right)^{1/2} + o_p(1). \end{aligned} \quad (32)$$

The desired results (9) and (13) follow from (29), (31), (32) and (32).

Proof of Propositions 4 and 5. Under Assumptions 1 and 3 and the sequence of local alternatives, we have

$$\left[\frac{\sum_{t=1}^T \hat{u}_{1,t}^2 - \hat{u}_{0,t}^2}{\hat{\sigma}_1^2}, \dots, \frac{\sum_{t=1}^T \hat{u}_{M,t}^2 - \hat{u}_{0,t}^2}{\hat{\sigma}_M^2} \right]' \xrightarrow{d} [\chi_{d_1}^2(k_1), \dots, \chi_{d_M}^2(k_M)]' \quad (33)$$

Under Assumptions 1 and 4 and the sequence of local alternatives,

$$\left[\sqrt{T} \hat{\beta}_{1,T} / \hat{\sigma}_{\beta_1}, \dots, \sqrt{T} \hat{\beta}_{M,T} / \hat{\sigma}_{\beta_M} \right]' \xrightarrow{d} [v_1, \dots, v_M]' \quad (34)$$

Applications of the continuous mapping theorem to (33) and (34) complete the proof of Propositions 4 and 5, respectively.

Proof of Proposition 6:

Let

$$h_t = L_j' [E(x_{j,t} x_{j,t}')^{-1/2} x_{j,t} (u_t + T^{-1/2} c(\zeta_j)' w_{j,t})$$

The proof of Proposition 6 is analogous to those of Propositions 2 and 3 except that (29) is replaced with

$$T^{-1/2} \sum_{t=1}^{rT} [h_{1,t} \quad h_{1,t} \quad \dots \quad h_{M,t}]' \Rightarrow \sigma dr + \Omega^{1/2} B(r) \quad (35)$$

and that the continuous mapping theorem is applied to the max functional.

References

1. Amato, J.D., and N.R. Swanson (2001), "The Real-Time Predictive Content of Money for Output," *Journal of Monetary Economics*, 48, 3–24.
2. Anderson, T.W. (1994), *The Statistical Analysis of Time Series*, Wiley: New York.
3. Ashley, R., C.W.J. Granger and R. Schmalensee (1980), "Advertising and Aggregate Consumption: An Analysis of Causality," *Econometrica*, 48, 1149–1167.
4. Berben, R.-P., and D. van Dijk (1998), "Does the Absence of Cointegration Explain the Typical Findings in Long-Horizon Regressions?," manuscript, Tinbergen Institute, Erasmus University Rotterdam.
5. Berkowitz, J., and L. Giorgianni (2001), "Long-Horizon Exchange Rate Predictability?," *Review of Economics and Statistics*, 83, 81–91.
6. Campbell, J.Y., and R.J. Shiller (1988a), "The Dividend-Price Ratio and Expectations of Future Dividends and Discount Factors," *Review of Financial Studies*, 1, 195–228.
7. Campbell, J.Y., and R.J. Shiller (1988b), "Stock Prices, Earnings, and Expected Dividends," *Journal of Finance*, 43, 661–676.
8. Chao J.C., V. Corradi and N.R. Swanson (2001), "An Out-of-Sample test for Granger Causality", *Macroeconomic Dynamics*, 5, 598-620.
9. Chinn, M.D., and R.A. Meese (1995), "Banking on Currency Forecasts: How Predictable is Change in Money?," *Journal of International Economics*, 38, 161–178.
10. Clarida, R.H., and M.P. Taylor (1997), "The Term Structure of Forward Exchange Premiums and the Forecastability of Spot Exchange Rates: Correcting the Errors," *Review of Economics and Statistics*, 89, 353–361.
11. Clarida, R.H., L. Sarno, M.P. Taylor and G. Valente (2003), "The Out-of-Sample Success of Term Structure Models as Exchange Rate Predictors: A Step Beyond," forthcoming: *Journal of International Economics*.
12. Clark, T.E. (2000), "Can Out-of-Sample Forecast Comparisons Help Prevent Overfitting?" manuscript, Research Division, Federal Reserve Bank of Kansas City.
13. Clark, T.E., and M.W. McCracken (2000), "Not-for-Publication Appendix to "Tests of Equal Forecast Accuracy and Encompassing for Nested Models"," manuscript, Federal Reserve Bank of Kansas City and Louisiana State University.
14. Clark, T.E., and M.W. McCracken (2001a), "Tests of Equal Forecast Accuracy and Encompassing for Nested Models," *Journal of Econometrics*, 105, 85–110.
15. Clark, T.E., and M.W. McCracken (2001b), "Forecast-Based Model Selection in the Presence of Structural Breaks," manuscript, Department of Economics, University of Missouri at Columbia.
16. Corradi, V., and N.R. Swanson (2002), "A Consistent Test for Nonlinear Out of Sample Predictive Accuracy," *Journal of Econometrics*, 110, 353–381.
17. Corradi, V., N.R. Swanson and C. Olivetti (2001), "Predictive Ability with Cointegrated Variables," *Journal of Econometrics*, 104, 315-358.

18. Dasgupta, N., and J.D. Spurrier (1997), "A Class of Multivariate Chi-Square Distributions with Applications to Comparisons with a Control," *Communications in Statistics: Theory and Method*, 26, 1559-1573.
19. Diebold, F.X., and R.S. Mariano (1995), "Comparing Predictive Accuracy," *Journal of Business and Economic Statistics*, 13, 253-263.
20. Fama, E.F., and K.R. French (1988), "Dividend Yields and Expected Stock Returns," *Journal of Financial Economics*, 22, 3-25.
21. Faust, J., J. Rogers and J. Wright (2003), "Exchange Rate Forecasting: The Errors We've Really Made," forthcoming: *Journal of International Economics*.
22. Gilbert, S. (2001), "Sampling Schemes and Tests of Regression Models," manuscript, Department of Economics, Southern Illinois University at Carbondale.
23. Ghysels, E., and A.R. Hall (1990), "A Test for Structural Stability of Euler Conditions Parameters Estimated via the Generalized Method of Moments Estimator," *International Economic Review*, 31, 355-364.
24. Granger, C.W.J. (1990), *Modeling Economic Time Series: Readings in Econometric Methodology*, Oxford University Press: Oxford, UK.
25. Goetzmann, W.N., and P. Jorion (1993), "Testing the Predictive Power of Dividend Yields," *Journal of Finance*, 48, 663-679.
26. Goetzmann, W.N., and P. Jorion (1995), "A Longer Look at Dividend Yields," *Journal of Business*, 68, 483-508.
27. Hansen, B.E. (1992), "Convergence to Stochastic Integrals for Dependent and Heterogeneous Processes," *Econometric Theory*, 8, 489-500.
28. Hansen, P.R. (2000), "The Distribution of the Maximal R^2 ," manuscript, Department of Economics, University of California at San Diego.
29. Hansen, P.R. (2001), "The Reality Check for Data Snooping: A Comment on White," manuscript, Department of Economics, Brown University.
30. Harvey, D.I., S.J. Leybourne and P. Newbold (1997), "Testing the Equality of Prediction Mean Squared Errors," *International Journal of Forecasting*, 13, 281-291.
31. Harvey, D.I., S.J. Leybourne and P. Newbold (1998), "Tests for Forecast Encompassing," *Journal of Business and Economic Statistics*, 16, 254-259.
32. Inoue, A., and L. Kilian (2002), "On the Selection of Forecasting Models," manuscript, European Central Bank.
33. Kilian, L. (1999), "Exchange Rates and Monetary Fundamentals: What Do We Learn from Long-Horizon Regressions?," *Journal of Applied Econometrics*, 14, 491-510.
34. Kilian, L., and M.P. Taylor (2003), "Why is it so Difficult to Beat the Random Walk Forecast of Exchange Rates?," forthcoming: *Journal of International Economics*.
35. McCracken, M.W. (1999), "Asymptotics for Out of Sample Tests of Causality," manuscript, Department of Economics, Louisiana State University.

36. McCracken, M.W. (2001), "Data Mining and Out-of-Sample Inference," manuscript, Department of Economics, Louisiana State University.
37. Mark, N.C. (1995), "Exchange Rates and Fundamentals: Evidence on Long-Horizon Predictability," *American Economic Review*, 85, 201–218.
38. Meese, R.A., and K. Rogoff (1983), "Empirical Exchange Rate Models of the Seventies: Do They Fit Out-of-Sample?," *Journal of International Economics*, 14, 3–24.
39. Meese, R.A., and K. Rogoff (1988), "Was It Real? The Exchange Rate-Interest Differential Relation over the Modern Floating-Rate Period," *Journal of Finance*, 43, 933–948.
40. Meese, R.A., and A.K. Rose (1991), "An Empirical Assessment of Non-Linearities in Models of Exchange Rate Determination," *Review of Economic Studies*, 58, 603–619.
41. Rapach, D.E., and M.E. Wohar (2002), "In-Sample vs. Out-of-Sample Tests of Stock Return Predictability in the Context of Data Mining," manuscript, University of Nebraska.
42. Rossi, B. (2001a), "Testing Out-of-Sample Predictive Ability with High Persistence. An Application to Models of Exchange Rate Determination," manuscript, Department of Economics, Princeton University.
43. Rossi, B. (2001b), "Optimal Tests for Nested Model Selection with Underlying Parameter Instability," manuscript, Department of Economics, Duke University.
44. Royen, T. (1984), "Multivariate Comparisons of Polynomial Distributions," *Biometrical Journal*, 26, 319–332.
45. Royen, T (1997), "Multivariate Gamma Distributions (Update)" in S. Kotz (ed.), *Encyclopedia of Statistical Sciences*, Update Vol. 1, Wiley: New York.
46. Stock, J.H. (1994), "Unit Roots, Structural Breaks and Trends," in R.F. Engle and D.L. McFadden (eds.), *Handbook of Econometrics*, Vol. 4, Elsevier, Amsterdam, 2739–2841.
47. Stock, J.H., and M.W. Watson (1999), "Forecasting Inflation," *Journal of Monetary Economics*, 44, 293–335.
48. Stock, J.H., and M.W. Watson (2001), "Forecasting Output and Inflation: The Role of Asset Prices," manuscript, Kennedy School of Government, Harvard University.
49. Sullivan, R., A. Timmermann and H. White (2001), "Dangers of Data Mining: The Case of Calendar Effects in Stock Returns," *Journal of Econometrics*, 105, 249–286.
50. West, K.D. (1996), "Asymptotic Inference about Predictive Ability," *Econometrica*, 64, 1067–1084.
51. West, K.D. (2001), "Forecasts Depend on Estimated Regression Parameters," *Journal of Business and Economic Statistics*, 19, 29–33.
52. White, H. (2000), "A Reality Check for Data Snooping," *Econometrica*, 68, 1097–1126.

Figure 1: Power of Predictability Tests in Environments without Data Mining

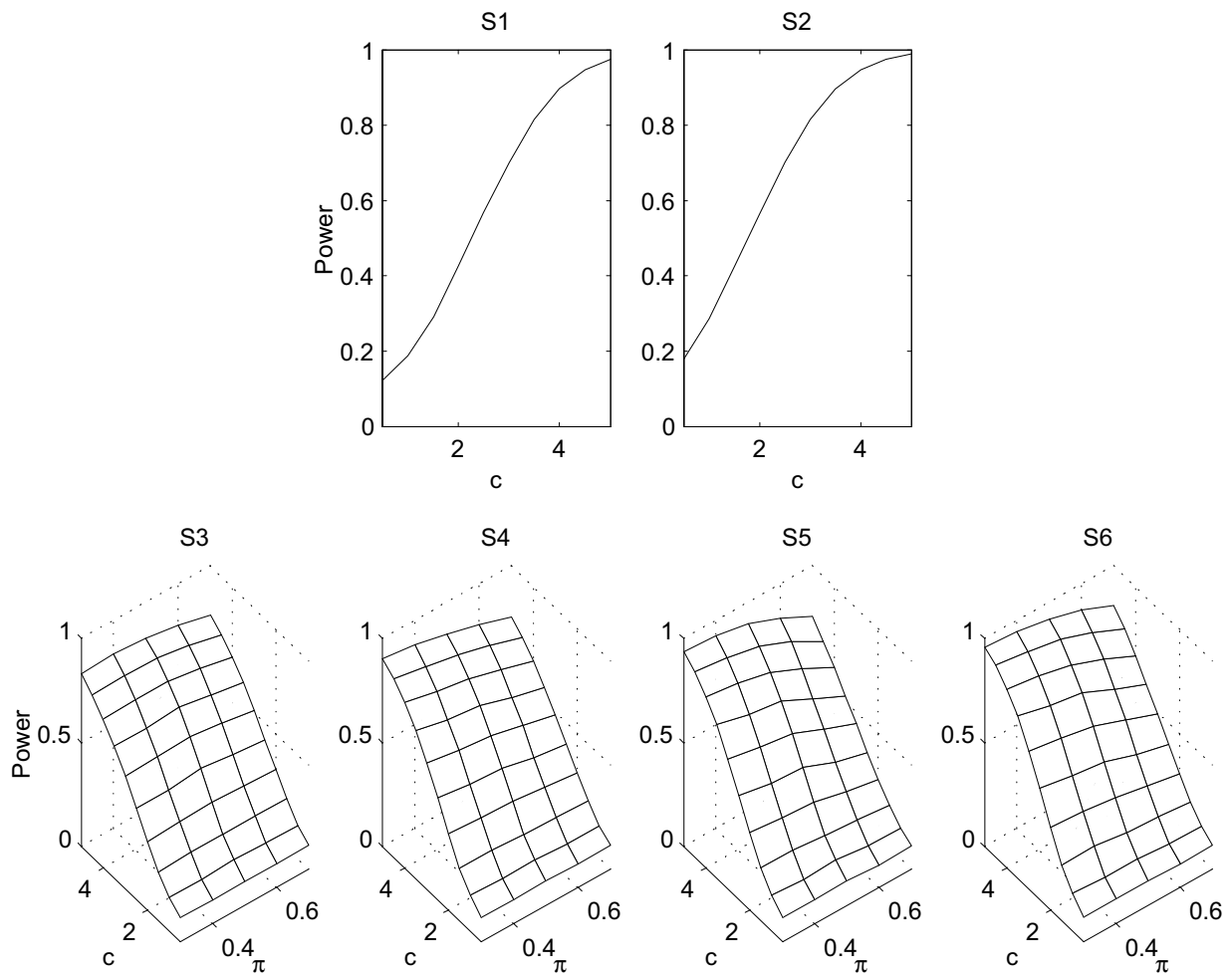


Figure 2: Relative Power of Predictability Tests in Environments without Data Mining

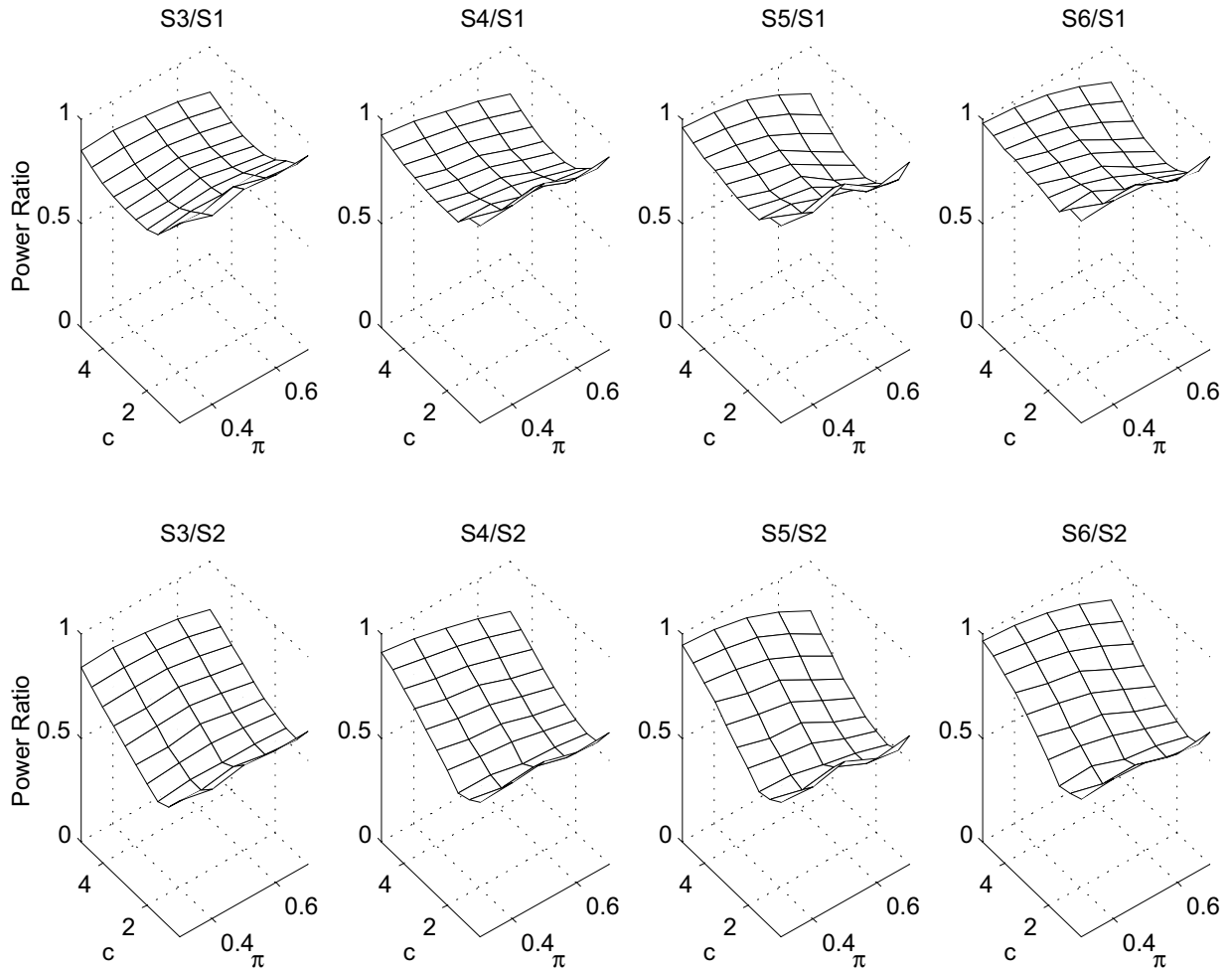


Figure 3: Power of Predictability Tests in Environments with Data Mining

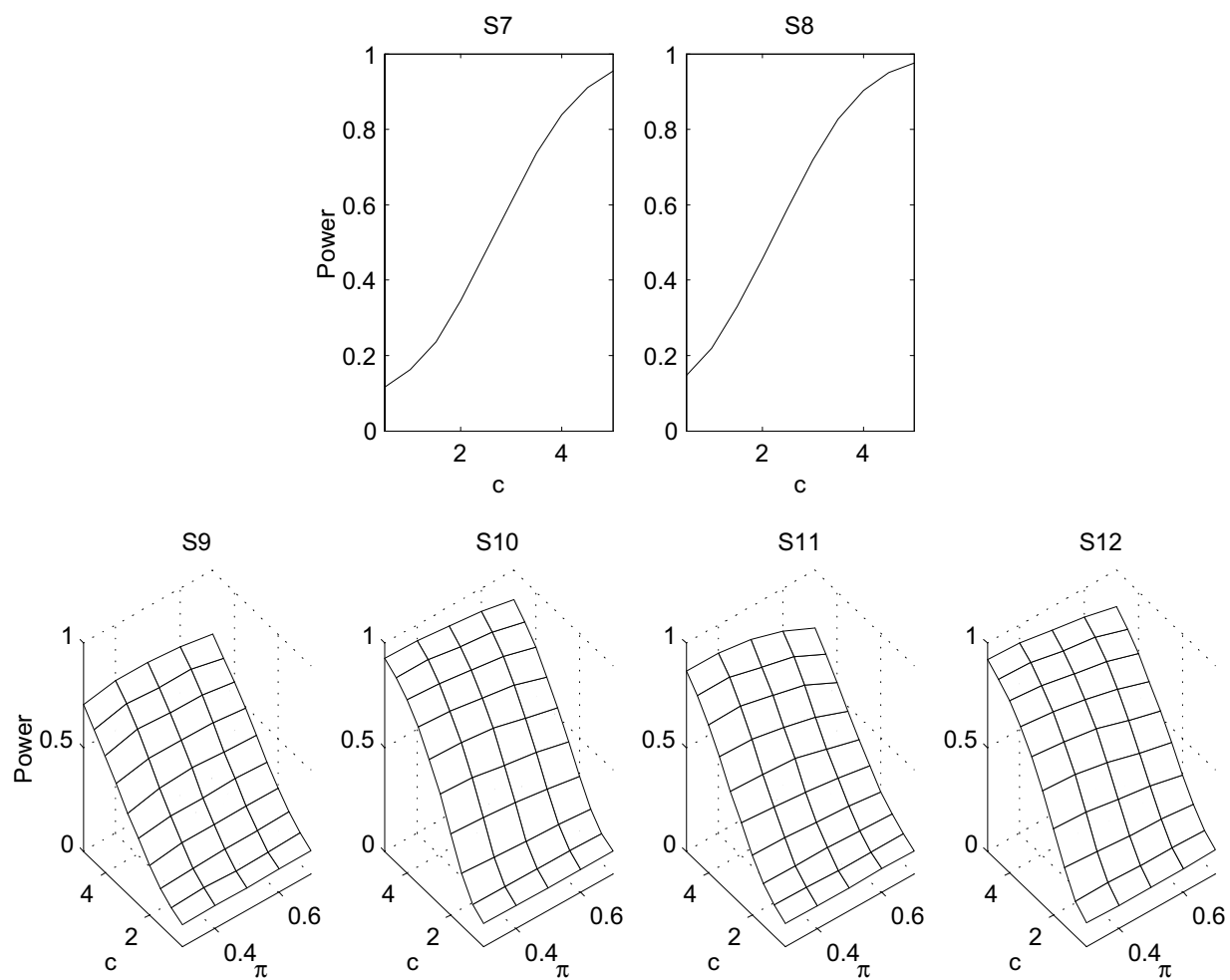
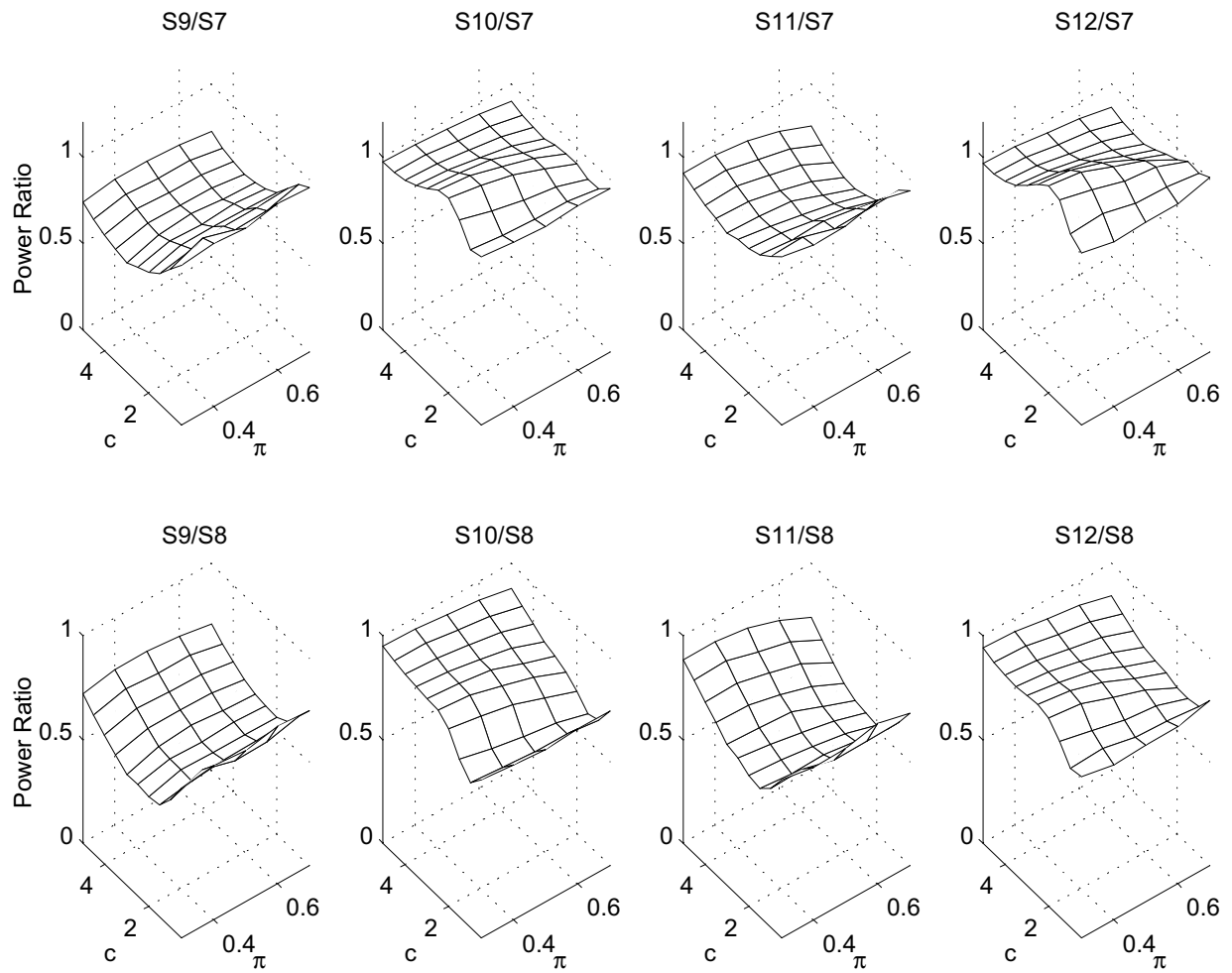


Figure 4: Relative Power of Predictability Tests in Environments with Data Mining



European Central Bank working paper series

For a complete list of Working Papers published by the ECB, please visit the ECB's website (<http://www.ecb.int>).

- I 13 “Financial frictions and the monetary transmission mechanism: theory, evidence and policy implications” by C. Bean, J. Larsen and K. Nikolov, January 2002.
- I 14 “Monetary transmission in the euro area: where do we stand?” by I. Angeloni, A. Kashyap, B. Mojon, D. Terlizzese, January 2002.
- I 15 “Monetary policy rules, macroeconomic stability and inflation: a view from the trenches” by A. Orphanides, December 2001.
- I 16 “Rent indices for housing in West Germany 1985 to 1998” by J. Hoffmann and C. Kurz, January 2002.
- I 17 “Hedonic house prices without characteristics: the case of new multiunit housing” by O. Bover and P. Velilla, January 2002.
- I 18 “Durable goods, price indexes and quality change: an application to automobile prices in Italy, 1988-1998” by G. M. Tomat, January 2002.
- I 19 “Monetary policy and the stock market in the euro area” by N. Cassola and C. Morana, January 2002.
- I 20 “Learning stability in economics with heterogenous agents” by S. Honkapohja and K. Mitra, January 2002.
- I 21 “Natural rate doubts” by A. Beyer and R. E. A. Farmer, February 2002.
- I 22 “New technologies and productivity growth in the euro area” by F. Vijselaar and R. Albers, February 2002.
- I 23 “Analysing and combining multiple credit assessments of financial institutions” by E. Tabakis and A. Vinci, February 2002.
- I 24 “Monetary policy, expectations and commitment” by G. W. Evans and S. Honkapohja, February 2002.
- I 25 “Duration, volume and volatility impact of trades” by S. Manganelli, February 2002.
- I 26 “Optimal contracts in a dynamic costly state verification model” by C. Monnet and E. Quintin, February 2002.
- I 27 “Performance of monetary policy with internal central bank forecasting” by S. Honkapohja and K. Mitra, February 2002.
- I 28 “Openness, imperfect exchange rate pass-through and monetary policy” by F. Smets and R. Wouters, February 2002.

- 129 “Non-standard central bank loss functions, skewed risks, and certainty equivalence” by A. al-Nowaihi and L. Stracca, March 2002.
- 130 “Harmonized indexes of consumer prices: their conceptual foundations” by E. Diewert, March 2002.
- 131 “Measurement bias in the HICP: what do we know, and what do we need to know?” by M. A. Wynne and D. Rodríguez-Palenzuela, March 2002.
- 132 “Inflation dynamics and dual inflation in accession countries: a “new Keynesian” perspective” by O. Arratibel, D. Rodríguez-Palenzuela and C. Thimann, March 2002.
- 133 “Can confidence indicators be useful to predict short term real GDP growth?” by A. Mourougane and M. Roma, March 2002.
- 134 “The cost of private transportation in the Netherlands, 1992-1999” by B. Bode and J. Van Dalen, March 2002.
- 135 “The optimal mix of taxes on money, consumption and income” by F. De Fiore and P. Teles, April 2002.
- 136 “Retail bank interest rate pass-through: the new evidence at the euro area level” by G. de Bondt, April 2002.
- 137 “Equilibrium bidding in the eurosystem’s open market operations” by U. Bindseil, April 2002.
- 138 “New” views on the optimum currency area theory: what is EMU telling us?” by F. P. Mongelli, April 2002.
- 139 “On currency crises and contagion” by M. Fratzscher, April 2002.
- 140 “Price setting and the steady-state effects of inflation” by M. Casares, May 2002.
- 141 “Asset prices and fiscal balances” by F. Eschenbach and L. Schuknecht, May 2002.
- 142 “Modelling the daily banknotes in circulation in the context of the liquidity management of the European Central Bank”, by A. Cabrero, G. Camba-Mendez, A. Hirsch and F. Nieto, May 2002.
- 143 “A non-parametric method for valuing new goods”, by I. Crawford, May 2002.
- 144 “A failure in the measurement of inflation: results from a hedonic and matched experiment using scanner data”, by M. Silver and S. Heravi, May 2002.
- 145 “Towards a new early warning system of financial crises”, by M. Fratzscher and M. Bussiere, May 2002.
- 146 “Competition and stability – what’s special about banking?”, by E. Carletti and P. Hartmann, May 2002.

- 147 “Time-to-build approach in a sticky price, stricky wage optimizing monetary model, by M. Casares, May 2002.
- 148 “The functional form of yield curves” by V. Brousseau, May 2002.
- 149 “The Spanish block of the ESCB-multi-country model” by A. Estrada and A. Willman, May 2002.
- 150 “Equity and bond market signals as leading indicators of bank fragility” by R. Gropp, J. Vesala and G. Vulpes, June 2002.
- 151 “G-7 inflation forecasts” by F. Canova, June 2002.
- 152 “Short-term monitoring of fiscal policy discipline” by G. Camba-Mendez and A. Lamo, June 2002.
- 153 “Euro area production function and potential output: a supply side system approach” by A. Willman, June 2002.
- 154 “The euro bloc, the dollar bloc and the yen bloc: how much monetary policy independence can exchange rate flexibility buy in an interdependent world?” by M. Fratzscher, June 2002.
- 155 “Youth unemployment in the OECD: demographic shifts, labour market institutions, and macroeconomic shocks” by J. F. Jimeno and D. Rodriguez-Palenzuela, June 2002.
- 156 “Identifying endogenous fiscal policy rules for macroeconomic models” by J. J. Perez, and P. Hiebert, July 2002.
- 157 “Bidding and performance in repo auctions: evidence from ECB open market operations” by K. G. Nyborg, U. Bindseil and I. A. Strebulaev, July 2002.
- 158 “Quantifying Embodied Technological Change” by P. Sakellaris and D. J. Wilson, July 2002.
- 159 “Optimal public money” by C. Monnet, July 2002.
- 160 “Model uncertainty and the equilibrium value of the real effective euro exchange rate” by C. Detken, A. Dieppe, J. Henry, C. Marin and F. Smets, July 2002.
- 161 “The optimal allocation of risks under prospect theory” by L. Stracca, July 2002.
- 162 “Public debt asymmetries: the effect on taxes and spending in the European Union” by S. Krogstrup, August 2002.
- 163 “The rationality of consumers’ inflation expectations: survey-based evidence for the euro area” by M. Forsells and G. Kenny, August 2002.
- 164 “Euro area corporate debt securities market: first empirical evidence” by G. de Bondt, August 2002.

- 165 “The industry effects of monetary policy in the euro area” by G. Peersman and F. Smets, August 2002.
- 166 “Monetary and fiscal policy interactions in a micro-founded model of a monetary union” by R. M.W.J. Beetsma and H. Jensen, August 2002.
- 167 “Identifying the effects of monetary policy shocks on exchange rates using high frequency data” by J. Faust, J.H. Rogers, E. Swanson and J.H. Wright, August 2002.
- 168 “Estimating the effects of fiscal policy in OECD countries” by R. Perotti, August 2002.
- 169 “Modeling model uncertainty” by A. Onatski and N. Williams, August 2002.
- 170 “What measure of inflation should a central bank target?” by G. Mankiw and R. Reis, August 2002.
- 171 “An estimated stochastic dynamic general equilibrium model of the euro area” by F. Smets and R. Wouters, August 2002.
- 172 “Constructing quality-adjusted price indices: a comparison of hedonic and discrete choice models” by N. Jonker, September 2002.
- 173 “Openness and equilibrium determinacy under interest rate rules” by F. de Fiore and Z. Liu, September 2002.
- 174 “International monetary policy coordination and financial market integration” by A. Sutherland, September 2002.
- 175 “Monetary policy and the financial accelerator in a monetary union” by S. Gilchrist, J.O. Hairault and H. Kempf, September 2002.
- 176 “Macroeconomics of international price discrimination” by G. Corsetti and L. Dedola, September 2002.
- 177 “A theory of the currency denomination of international trade” by P. Bacchetta and E. van Wincoop, September 2002.
- 178 “Inflation persistence and optimal monetary policy in the euro area” by P. Benigno and J.D. López-Salido, September 2002.
- 179 “Optimal monetary policy with durable and non-durable goods” by C.J. Erceg and A.T. Levin, September 2002.
- 180 “Regional inflation in a currency union: fiscal policy vs. fundamentals” by M. Duarte and A.L. Wolman, September 2002.
- 181 “Inflation dynamics and international linkages: a model of the United States, the euro area and Japan” by G. Coenen and V. Wieland, September 2002.
- 182 “The information content of real-time output gap estimates, an application to the euro area” by G. Rünstler, September 2002.

- 183 “Monetary policy in a world with different financial systems” by E. Faia, October 2002.
- 184 “Efficient pricing of large value interbank payment systems” by C. Holthausen and J.-C. Rochet, October 2002.
- 185 “European integration: what lessons for other regions? The case of Latin America” by E. Dorrucchi, S. Firpo, M. Fratzscher and F. P. Mongelli, October 2002.
- 186 “Using money market rates to assess the alternatives of fixed vs. variable rate tenders: the lesson from 1989-1998 data for Germany” by M. Manna, October 2002.
- 187 “A fiscal theory of sovereign risk” by M. Uribe, October 2002.
- 188 “Should central banks really be flexible?” by H. P. Grüner, October 2002.
- 189 “Debt reduction and automatic stabilisation” by P. Hiebert, J. J. Pérez and M. Rostagno, October 2002.
- 190 “Monetary policy and the zero bound to interest rates: a review” by T. Yates, October 2002.
- 191 “The fiscal costs of financial instability revisited” by L. Schuknecht and F. Eschenbach, November 2002.
- 192 “Is the European Central Bank (and the United States Federal Reserve) predictable?” by G. Perez-Quiros and J. Sicilia, November 2002.
- 193 “Sustainability of public finances and automatic stabilisation under a rule of budgetary discipline” by J. Marín, November 2002.
- 194 “Sensitivity analysis of volatility: a new tool for risk management” by S. Manganelli, V. Ceci and W. Vecchiato, November 2002.
- 195 “In-sample or out-of-sample tests of predictability: which one should we use?” by A. Inoue and L. Kilian, November 2002.