



UNIVERSITY OF LEEDS

This is a repository copy of *Increasing human dominance of tropical forests*.

White Rose Research Online URL for this paper:

<http://eprints.whiterose.ac.uk/93312/>

Version: Accepted Version

---

**Article:**

Lewis, SL, Edwards, DP and Galbraith, D (2015) Increasing human dominance of tropical forests. *Science*, 349 (6250). pp. 827-832. ISSN 0036-8075

<https://doi.org/10.1126/science.aaa9932>

---

© The Authors 2016. This is the author's version of the work. It is posted here by permission of the AAAS for personal use, not for redistribution. The definitive version was published in *Science* (349:6250) on 21st August 2016, DOI: 10.1126/science.aaa9932.

**Reuse**

Unless indicated otherwise, fulltext items are protected by copyright with all rights reserved. The copyright exception in section 29 of the Copyright, Designs and Patents Act 1988 allows the making of a single copy solely for the purpose of non-commercial research or private study within the limits of fair dealing. The publisher or other rights-holder may allow further reproduction and re-use of this version - refer to the White Rose Research Online record for this item. Where records identify the publisher as the copyright holder, users can verify any specific terms of use on the publisher's website.

**Takedown**

If you consider content in White Rose Research Online to be in breach of UK law, please notify us by emailing [eprints@whiterose.ac.uk](mailto:eprints@whiterose.ac.uk) including the URL of the record and the reason for the withdrawal request.



[eprints@whiterose.ac.uk](mailto:eprints@whiterose.ac.uk)  
<https://eprints.whiterose.ac.uk/>

# Increasing Human Dominance of Tropical Forests

Simon L. Lewis<sup>1,2</sup>, David P. Edwards<sup>3</sup> & David Galbraith<sup>2</sup>

<sup>1</sup>*Department of Geography, University College London, London, UK.*

<sup>2</sup>*School of Geography, University of Leeds, Leeds, UK.*

<sup>3</sup>*Department of Animal and Plant Sciences, University of Sheffield, Sheffield, UK.*

## Nontechnical Abstract

Tropical forests house over half of Earth's biodiversity and are an important influence on the climate system. These forests are experiencing escalating human influence, altering their health and the provision of important ecosystem functions and services. Impacts started with hunting and millennia-old megafaunal extinctions (Phase I), continuing via low-intensity shifting cultivation (Phase II), to today's global integration (Phase III), dominated by intensive permanent agriculture, industrial logging, and attendant fires and fragmentation. Such ongoing pressures together with an intensification of global environmental change may severely degrade forests in the future (Phase IV, global simplification) unless new 'development without destruction' pathways are established alongside climate change resilient landscape designs.

## Main Article

The functioning of Earth is dominated by the redistribution of incoming solar radiation through fluxes of both energy and matter, within which life plays a pivotal role. Tropical forests are critical to this functioning as a major regulator of global climate, via water transpiration, cloud formation and atmospheric circulation (1-3). Overall, they exchange more water and carbon with the atmosphere than any other biome: changes in the balance of photosynthesis and respiration in tropical forests dominate inter-annual variability in Earth's atmospheric CO<sub>2</sub> concentration (4). Furthermore, over half of Earth's 5-20 million species reside in tropical forests (5, 6).

Some 1.2-1.5 billion people directly rely on tropical forests for food, timber, medicines and other ecosystem services (7), including both closed-canopy and more open seasonal systems (Fig. 1). This multiplicity of forest functions and services are underpinned by their diverse resident species, such that diverse forests are healthy forests (8). Here we consider threats to tropical forests and their impacts on forest health and the ecosystem services they supply in three parts. First, historical changes since humans began living in the tropical forest biome, because impacts can last millennia; second, the much greater changes over recent decades; and third, the future of tropical forests given the twin pressures of further agricultural expansion and rapid global environmental change.

## Historical human impacts on forest health

There are five major biogeographic regions in the moist tropics—Neo- (tropical America), Afro-, Indo-Malayan, and Australasian (largely New Guinea) tropics, plus Madagascar—each an

evolutionary descendant following the break-up of Pangea ~200 million years ago (Fig. 1). Rainforest area contractions during glacial periods have left Africa depauperate in tree species (9), while Indo-Malayan forests are often dominated by one family of trees, the Dipterocarpaceae (10, 11). Differences in structure occur: African forests have fewer trees per hectare (mean, 426 stems >10 cm diameter) than forests in Amazonian or Borneo (both mean, ~600 ha<sup>-1</sup> (12)), while Amazonian forests have shorter trees for a given diameter (10) and, on average, contain one-third lower aboveground biomass (AGB) than African or Bornean forests (12). Thus, *a priori* it is expected that different regions may respond differently to environmental changes.

Humans began living in African tropical forests ~60,000 BP (Before Present), and have since colonised all tropical forests (since ~50,000 in Indo-Malayan and Australasian tropics, ~10,000 Neotropics, and ~2,000 BP Madagascar). The first impact was hunting, with greater fractions of the megafauna becoming extinct in more recently colonised biogeographic regions. Thus, while only 18% of African megafauna were lost, some 83% disappeared in South America (13). Regardless of the exact contributions of hunting relative to glacial-to-interglacial climate change, these extinctions likely altered plant and animal species composition, nutrient cycling, and forest structure (12, 14, 15). The lower AGB of Amazonia may reflect long-term cascading impacts of megafauna loss (12).

Tropical agriculture began ~6,000 BP, with the area impacted slowly increasing over millennia (16). There is debate around the extent to which farming and enrichment planting of tree crops led to tropical forests being 'cultural parklands' and thus whether current 'primary' forests are actually very old secondary forest and forest gardens (17). Archaeological remains indicate some intensively cultivated areas, including anthropogenic soil creation in Africa and Amazonia (18), and more commonly, extensively cultivated areas associated with ancient empires (Maya, Khmer), forest kingdoms (West Africa), concentrated resources (Southern Amazonia near rivers (17)), and technological innovation (western Congo basin, 2,500-1,400 BP (19)). These were always a small fraction of total forest area. Even when farming collapsed following the 1492 arrival of Europeans in the Americas, when ~90% of indigenous Americans died, pre-Colombian cultivated land represented only ~5% of Neotropical forest extent (13). More importantly, the tendency to compare contemporary changes only to the recent past, known as shifting baselines, gives pervasive underestimates of wildlife abundance prior to European arrival in the tropics. For example, 24 million Amazonian turtle eggs were harvested in 1719 alone, producing 100,000 liters of lighting oil (20). Overall, while pre-Colonial human activity altered parts of the tropical forest landscape, low population densities and shifting cultivation systems maintained forest health.

### **Recent changes in forest function and health**

Three major trends dominate tropical forest function and health in the recent past: conversion to non-forest, mostly for farmland (21, 22) and mining (23); degradation of remaining forest, via hunting (24), selective-logging (11), fire (25), and fragmentation and associated edge effects (26); and regeneration of secondary forest (8). Logging is a frequent gateway to degradation and conversion, although other routes occur (Fig. 2A). These trends are driven by socio-economic factors that scale from local-use to international markets and which occur legally and illegally, making their management and mitigation complex.

The extent of these changes is large: ~100 million ha of tropical forest were converted to farmland between 1980 and 2012, a rate of ~0.4% yr<sup>-1</sup> (21, 22). Selective logging affected ~20% of tropical forests in 2000-2005 (27). Only a minority remain as Intact Forest Landscapes, i.e. areas >500 km<sup>2</sup> and >10 km wide with no settlements or industrial logging (Fig. 1; (28)). Across the world's extant tropical forests, 24% are intact, 46% fragmented and 30% degraded (29). Since even structurally intact forests are hunted, including in protected areas (30), threats are global.

*Global carbon and water cycle impacts:* Changes in forest extent alter biogeochemical cycles and the biophysical properties of Earth's surface. Net tropical land carbon flux estimates have high uncertainty, with studies giving net zero exchange or a modest source over recent decades (31, 32). Net values mask large and uncertain opposing gross fluxes: to the atmosphere from deforestation and degradation (2.0-2.8 Pg C yr<sup>-1</sup>); and from the atmosphere in intact (0.5-1.0 Pg C) and regenerating forest (1.4-1.7 Pg C yr<sup>-1</sup>); pair of figures are central estimates first from (33) and second from (34), over the early 2000s). Thus, intact forest provides a valuable service, avoidable emissions from deforestation and degradation are globally significant, and substantial carbon sequestration via permanent forest restoration is possible (c.f. 7.8 Pg C yr<sup>-1</sup> emitted from fossil fuels over 2000-10).

Deforestation and degradation also cause biophysical changes, including albedo, surface roughness, and evapotranspiration. Deforestation leads to warming: simulations of complete tropical deforestation lead to a 0.9°C global temperature increase, due to both carbon cycle and biophysical changes (35). Conversely, tropical forest restoration cools Earth, unlike in boreal zones where albedo effects dominate, because albedo changes are small in tropical forests while evaporative cooling and carbon sequestration are high (35). The impacts of land-cover change on rainfall are highly scale dependent: local deforestation having little effect, but at the mesoscale rainfall increases, while very large-scale forest loss likely reduces it (1-3).

*Subtracting and adding species.* Hunting for local consumption is likely sustainable if population density is ~1 person km<sup>-2</sup> and smaller higher-fecundity species are targeted (24). Higher densities of forest-dwelling communities and commercial hunting to supply larger towns or the international wildlife trade (e.g., tiger bone; rhinoceros horn; elephant tusk) drive the 'empty forest syndrome' where expansive forests contain few to no large-bodied vertebrates (20). Increasing rarity raises prices and makes it economically viable to seek out even the last individuals of a species (36). For example, the last Javan rhino (*Rhinoceros sondaicus annamiticus*) in mainland SE Asia was shot in 2010 for its horn, commanding a higher price than gold (Fig. 2B; (37)).

Large-bodied vertebrates, which disperse large-seeded trees, are vital to healthy tropical forests. In their absence, seed-dispersal becomes more clustered and seedling survival is reduced, as documented in Borneo (38), Congo (14), and Amazonia (39). Altered tree seedling communities suggest longer-term impacts on tree species composition and carbon stocks because larger-seeded trees tend to have higher wood density than wind-dispersed species (40). Given increasing hunting pressure, with 62% of Africa's forest elephants killed in the decade to 2011 (41), such changes may become the norm for Africa and Amazonia. By contrast defaunation may not reduce AGB in areas of Asia where wind-dispersed dipterocarps dominate (38).

Human activity has not only selectively removed species from forests, but added them too. A suite of invasive species and diseases have been introduced to tropical forests, particularly on oceanic islands, driving species extinctions that have degraded pollination, dispersal and predation functions

that underpin forest health. Hunting, introduced predators and avian malaria have decimated birds in the Pacific where some 2000 endemic species were lost (42). Cascades of extinction often unfold: over a century, the loss of Hawaiian endemic birds drove 31 plant species they pollinated to extinction (43). On Guam, the introduction of brown tree snakes (*Boiga irregularis*) led to the extinction of all forest bird and bat frugivores, stopping seed dispersal services, including to secondary forest areas dominated by an invasive tree species, thereby arresting its carbon stock recovery (44). Away from islands, an invasive fungus has contributed to the extinction of several mainland Neotropical amphibian species (45).

*Directly degrading tropical forest health.* Over 400 million ha of tropical forest are within the permanent timber estate (46). Logging in tropical forests usually selectively removes only valuable trees (Fig. 2C, D). Logging intensity varies regionally (1-2 trees ha<sup>-1</sup> in Amazon and Congo, >10 in SE Asia) and locally with topography and variation in timber stocks (11, 47). Such forests retain 76% (range, 47-97%) of carbon stocks shortly after logging (47), and maintain large-scale hydrological processes (11). Though logging is less extensive than hunting, it has greater consequences for forest health. Critically, logging provides road access to hunters, increasing the number of empty forests (Fig. 2D).

Studied logged forests, averaging across logging intensities, retain similar species richness (11, 47), but have altered community composition (11). Reductions in biodiversity are lower at lower logging intensities (48), under reduced-impact logging (49), and when areas of primary forest are spared within concessions (11). The contribution of invertebrates to litter decomposition, seed predation and removal, and invertebrate predation is reduced by up to one-half on Borneo, but increases in the abundance of small mammals, amphibians and insectivorous birds compensate to retain these ecosystem processes at primary forest levels (50). Forest health is therefore maintained, but only if the forest is not further degraded or deforested (Fig. 2A, (11)).

The conversion of logged or intact forest, mainly to agriculture (21, 22), drives fragmentation of remaining forests into smaller, isolated patches. With the exception of the vast Congo and Amazon regions (only 25% within 1 km of an edge), the majority of tropical forests are now edge affected; for example, 91% of Brazilian Atlantic forest is within 1 km of an edge (51). Fragmentation has two key impacts on forest health. First, landscape connectivity is reduced, disrupting meta-population dynamics and driving species losses, particularly in the smallest fragments (52). Species-poor communities have reduced ecosystem function and services, for example, decreased seed dispersal mutualism in Africa (53) and dominance of low wood density tree species in Amazonia (26). Second, fragments suffer edge effects that penetrate into the forest, such as winds and woody vines, that increase tree mortality and alter species composition (26). Thus, carbon stocks are reduced in fragments (54), particularly at their edges (26, 51, 55). Nevertheless, even after a century or more of isolation, fragments can retain significant biodiversity, carbon and multiple functions (54, 55), especially in hotspots of extinction risk where contiguous forest cover has been widely disrupted, such as the Brazilian Atlantic, East and West Africa, Tropical Andes and Himalayas.

Natural fires are extremely rare in moist tropical forest but anthropogenic fires are common today (Fig. 1). Following logging and fragmentation, fuel loads (woody debris, ongoing tree mortality), conditions (drier, warmer in canopy openings) and ignition sources (people) all promote fires (25). Fires have major impacts on forest health: experiments in Amazonia show 226-464% increases in

tree mortality, 23-31% decline in canopy cover and 12-20% decline in AGB (56), plus almost all primary forest birds are replaced by secondary and non-forest species (57). Furthermore, the risk of repeat burning increases, eventually leading to a deflected successional community of savanna or shrubby vegetation, losing most species and many functions (58). Severe large-scale impacts can result from drought-fire interactions: during the last major El Niño, in 1997-8, ~20 million ha of tropical forest burned (25) contributing to a corresponding record increase in atmospheric CO<sub>2</sub> concentration (31).

*Forest recovery:* New extensive areas of logged and secondary forest provide enormous scope to improve forest health and ecosystem services (Fig. 2C, E; (59)). If fire and conversion are avoided, logged tropical forests naturally recover structure and carbon stocks over time, and if over-hunting is avoided, species composition will also likely be maintained (11). In conventionally logged systems, recovery of AGB may take several decades (60), but stocks returned to primary levels only 16 years following reduced-impact logging in the southern Amazon(11). Silvicultural techniques can enhance the rate of forest recovery; non-timber tree thinning and vine cutting nearly doubled the rate of AGB recovery in Africa (60), and vine cutting had minimal impacts on birds and wider forest health in Borneo (37).

Secondary forest re-grows when economically marginal farmland is abandoned, often because it is too dry, steep or high altitude for modern agriculture, including in the Tropical Andes, Caribbean, southern Mexico and Philippines (Fig. 2E). With protection from fire, forest recovery is fast (59, 61), carbon sequestration high (34), with soil erosion, land-slides, and flood risk all reduced (62). In the Tropical Andes carbon stocks reached half of primary forest levels after 30 years (59). Biodiversity began recovering, including the return of 33 of 40 threatened bird species (Fig. 2F, (59)). Enrichment planting can boost early forest recovery in terms of carbon uptake and biodiversity (61). Re-growing areas can be large: in Latin America and Caribbean, over 35 million ha of woody vegetation began recovery between 2001-10 (63). Restoration can therefore provide many benefits, but such forests are not, in many respects, equivalent to faunally intact old-growth forests.

### **Future Health of Tropical Forests**

The 21<sup>st</sup> century will see large increases in demand for products from tropical lands. Thus, the greatest threats will likely continue to be conversion and degradation, but will be increasingly combined with the impacts of rapid climatic changes (Fig. 3). The outcomes for forests will depend on their natural resilience plus management interventions that increase or decrease their vulnerability to multiple environmental changes. Here we synthesize model results and suggest alternative policy responses to maintain forest health.

Predicting the future of land-use change in the tropics is challenging, given complex interactions amongst biophysical, economic, policy and behavioral factors. Six billion people are projected to live in the tropics by 2100, rising from 40% to 55% of global population, with growth centered on Africa (Fig. 3A; (64)). GDP is projected to increase 3-6 fold by 2050 in rapidly industrializing nations, including Brazil, China and India (65). These trends imply increased demand for commodities from tropical lands. For individual countries, Forest Transition Theory shows a slowing and reversal of net forest cover loss as country GDP increases and marginal farmlands are abandoned thereby reverting

back to forest (66). However, a global forest transition is unlikely since agricultural and forestry products are then obtained from other countries, leading to deforestation and degradation elsewhere (67).

Global land-use scenarios are included within the latest Intergovernmental Panel on Climate Change (IPCC) scenarios of greenhouse gas concentrations, termed 'Representative Concentration Pathways' (RCPs). However, each of the four RCP scenarios utilizes a different Integrated Assessment Model driven by different assumptions. Thus land-use projections within RCPs appear idiosyncratic, and include both increases and decreases in agricultural area in 2100 (Fig. 3B). Uncertainty is also seen in the Agricultural Model Inter-comparison Project (AMIP), showing an average 200 million ha increase in croplands by 2050, primarily in the tropics, yet 7 of the 10 economic models report a 10-25% increase of croplands, two a very modest increase, and one a decrease (68). Such uncertainty is unsurprising as current models, both stochastic and deterministic, have largely failed to capture observed deforestation patterns, such as the large decline in deforestation rates in Brazilian Amazonia between 2004 and 2011 (69). The RCP and AMIP scenarios may grossly underestimate forest loss, as major new road infrastructure—some 25 million km by 2050 (70)—and highly lucrative mining and oil extraction look set to expand further (23). Despite the predictive challenges there is agreement that land-use change is a much more important driver of tropical forest loss than climate, even under the most extreme emissions scenario (RCP8.5; (71)).

Climatic risks to tropical forests emerged from some early models that incorporated a dynamic link between vegetation and the atmosphere and simulated severe drying and warming over Amazonia with significant loss ('dieback') of forests (72). By contrast, more recent ensemble-based approaches, where vegetation models are forced with output from multiple climate models, project gains in tropical forest biomass and cover under most future scenarios across the tropics (73, 74). These changes reflect a balance of carbon losses due to climate change—higher temperature and in some regions less rainfall—and carbon gains from increasing atmospheric CO<sub>2</sub>, with gains generally outweighing the losses (74) (Fig. 3C-F). By contrast, climate envelope-type approaches show a decreasing 'niche space' for tropical forests, but do not include the direct influence of CO<sub>2</sub> on photosynthesis and water-use efficiency (75). Thus, forest responses to CO<sub>2</sub> are critical to understanding the resilience of tropical forests to global change (*c.f.* Fig. 3E, F).

In fact, the balance of sensitivities to increasing CO<sub>2</sub> and a changing climate may be overly-optimistic in most vegetation models. First, observations from 321 intact long-term inventory plots across Amazonia report net gains in AGB, in line with CO<sub>2</sub> fertilization, but also show these gains declining over the past two-decades (76). That is, sink strength is declining, whereas vegetation models show the opposite (74, 77). Second, current vegetation models fail to capture the doubling of tropical land sensitivity to increased temperatures over the past five decades (4) or the observed reductions in biomass under extreme drought (77). Fourth, the models generally lack representations of the mechanisms expected to curtail CO<sub>2</sub>-related biomass increases such as soil phosphorus availability, which limits productivity in many tropical forests.

Changes not captured by plant physiology-based models will also occur, such as the responses to the projected 2-9°C temperature increase over tropical lands by 2100 (depending on the emissions scenario and model (74)). Populations will adapt, move or die. In the montane tropics some species are moving upslope (78), but in extensive low-altitude areas, including the Amazon and Congo

basins, species would have to travel  $0.33 \text{ km yr}^{-1}$  to maintain their temperature niche over the 21<sup>st</sup> century (A1B scenario,  $\sim 4^\circ\text{C}$  increase over tropical lands by 2100 (79)). This implies high levels of population extinction. However, some tolerance of higher air temperatures may exist, as some species are old enough to have encountered warmer-than-today Pliocene temperatures (80), while others may exploit cool microhabitats to survive extreme weather events (81).

In contrast to air temperature, tropical precipitation projections vary considerably across climate models (82) (*c.f.* Fig. 3C, D). There is some regional agreement: southern and eastern Amazonia see longer dry seasons and East African forests become wetter (82). Longer dry seasons may lead to shorter forests through disproportionate mortality of tall canopy trees (83) and rapidly altered species composition: a 40-year rainfall decline in West Africa was accompanied by a dramatic shift to dry-adapted and deciduous species (84). Both drought and higher temperatures increase fire risk, potentially overwhelming all other changes and increasing the risk of widespread 'savannisation' of once moist forest regions (25, 56).

### **A choice of futures**

Human-induced changes to tropical forests can be synthesized in stages. Phase I: Hunting and Megafauna Extinctions; Phase II: Low-intensity Shifting Cultivation; and Phase III: Global Integration. This latest phase is defined by permanent intensive agriculture, often driven by distant socio-economics directing land-use change, frontier industrial logging for export, cross-continental species invasions, and the early impacts of global atmospheric and climatic changes, where even the most remote forests are affected (76, 85). A Phase IV may occur: Global Simplification, where species are lost across landscapes via a combination of rapid changes in climate, population isolation in fragmented landscapes, competition from invasive species and the impacts of increasing disturbances - notably fires combining with logging. Such changes would negatively impact local communities and global ecosystem services.

Human activity will dictate the future of tropical forests (13). Therefore, management decisions will deliver benefits to some groups over others, and impact the future health of tropical forests. The central policy question is: who derives benefits, and who bears the costs? In the face of widespread poverty in tropical forest regions a goal of 'development without destruction' would allow prosperity without undermining current ecosystem services—that over a billion people rely on—or globally critical functions (2, 7, 34). From a human rights perspective, forest dwelling communities should be the overwhelming recipients of benefits flowing from tropical forests (which has not been the case with industrial logging or export farming). From a policy perspective, avoiding deforestation is often best achieved by allocating forest-dwellers legal rights over their land. An analysis of 292 protected areas in Brazilian Amazonia found that Indigenous Reserves were the most effective at avoiding deforestation in locations with high deforestation pressure (86). Furthermore, a pan-tropical study of 80 forest commons in 10 countries showed that collective long-term use-rights maintains forest cover and carbon stocks better than other management systems (87). Such human rights-conservation win-win scenarios are gaining traction (88).

Beyond national networks of well-protected forested landscapes and formal collective tenure of forest lands, large-scale landscape planning will be required to maintain forest health. This would include halting deforestation (88), improving yields on existing agricultural lands, implementing low-impact logging methods for timber production (37, 49), carefully targeting new road construction



(70), and effective fire management (37, 58). Some forest restoration will be required as species are moving under a rapidly changing climate, therefore unbroken forested corridors linking tropical forest landscapes with those ~4°C cooler will be necessary to reduce levels of extinction. Combining these measures with near real-time satellite monitoring, and effective enforcement to curb illegal activity, would substantially benefit forest-dependent communities, increase the resilience of tropical forests, and maintain the flow of ecosystem services they provide. This would lessen the unwelcome shocks that living in the Anthropocene will bring this century.

**Acknowledgements:** We thank the World Climate Research Programme's Working Group on Coupled Modelling, U.S. Department of Energy's Program, Global Organization for Earth System Science Portals and climate modelling groups (see Fig 3 caption for list) for CMIP and other model output; our three reviewers; M. Irving and P. Zalazowski for assistance with the figures. SLL is supported by the European Research Council (T-FORCES) and a Phillip Leverhulme Prize.

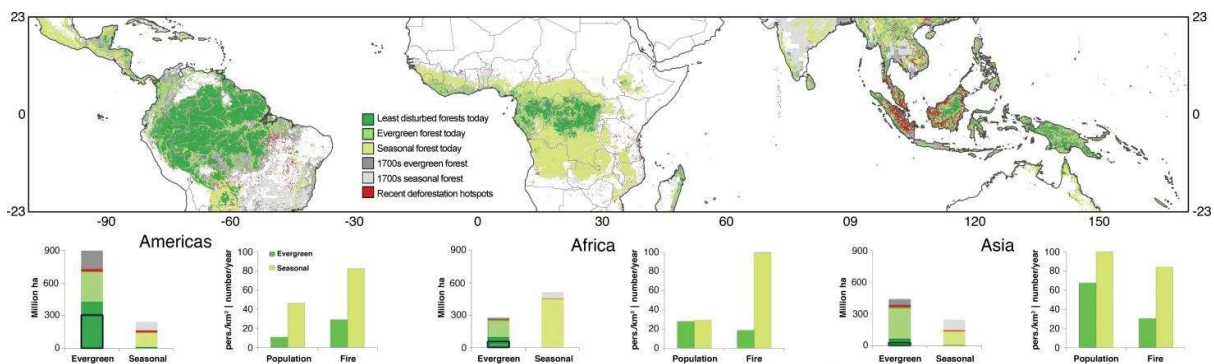
### Figure legends

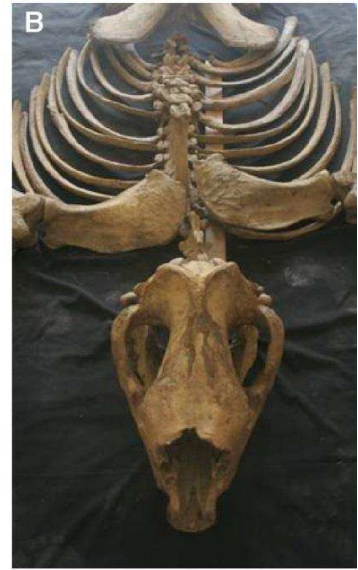
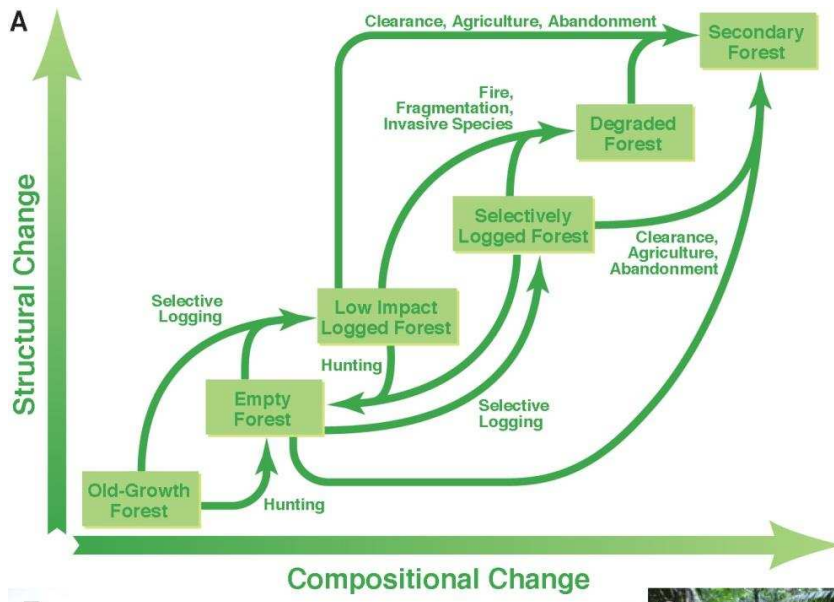
**Figure 1. Map of current and historical evergreen and seasonal tropical forest extent.** The map is adapted from Ref. (89). Grey shading represents the extent of forest prior to the Industrial Revolution (~1700; based on Ref. (90)). Green is current extent. Dark green represents Intact Forest Landscapes, 95% of which are evergreen forests (28). Red represents recent intense land cover change (2000-2012,  $\geq 10\%$  deforestation per 10 km<sup>2</sup>, ref (22)). Below, for each continent ('Asia' refers to Indo-Malayan and Australasian tropics combined) a pair of bar plots summarize forest area data (left) and human population density plus fire numbers within forested areas (right); dark boxes denote least disturbed forests (5-km buffer from any high-intensity human influence).

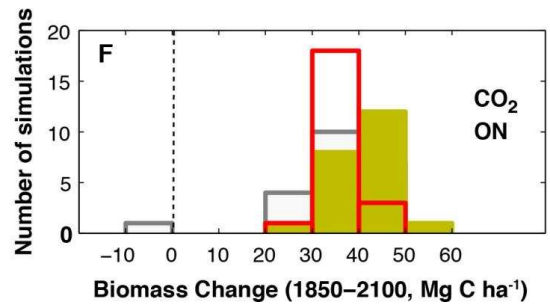
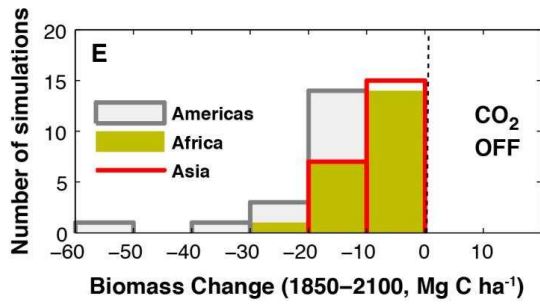
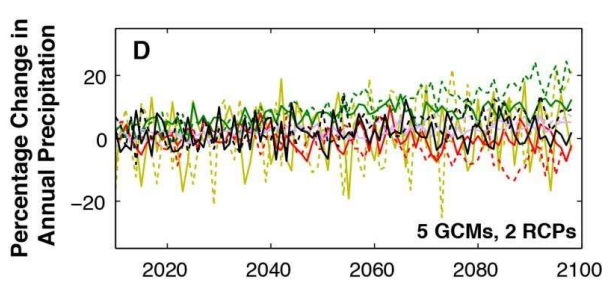
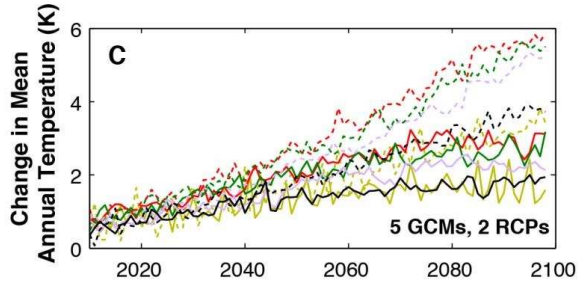
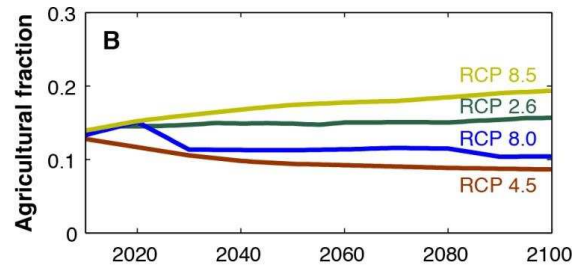
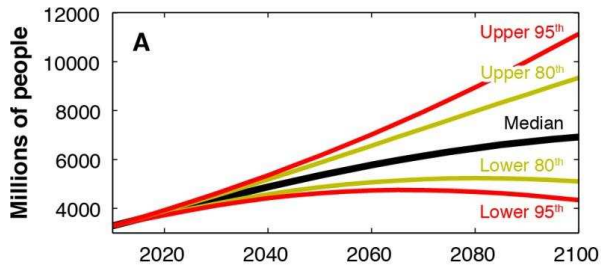
**Figure 2. Examples of direct human impacts on tropical forests.** (A) Schematic of common land-use changes that alter forest structure and species composition, that all are classified as 'forest' (8). (B) Skeleton of the last Javan rhino from mainland Southeast Asia, shot in 2010 for its horn, which has been removed by hunters; an example of hunting pressure that drives the 'empty forest syndrome'. (C) A logged canopy emergent in Brazilian Amazonia. If protected from further impacts, selectively logged forest retains most biodiversity and much carbon. (D) Logging road in the Brazilian Amazon. By 2050 >25 million km of roads are predicted to be built across the tropics (70), driving further forest degradation from fragmentation and encroachment by fire and hunters. (E) Secondary forest in the Colombian Andes. Across the tropics, areas of marginal farmland are being abandoned followed by regeneration, providing multiple ecosystem services from carbon sequestration to reduced landslides. (F) The endangered gold-ringed tanager that has recolonized secondary forests in the Tropical Andes (59), showing their increasingly important role in tropical forest conservation. Photo credits: (B) Sarah Brook/WWF; (C-E) David Edwards; (F) James Gilroy.

**Figure 3. Projected 21<sup>st</sup> century trends for tropical forest regions: human population, agricultural extent, annual surface air temperature, annual precipitation and changes in forest biomass.** (A) Human population projections for tropical forest-containing countries (64). Median, black line; 80% probability interval, olive dashes; 95% probability intervals, blue dashes. (B) Mean agricultural–

cropland and pasture—fraction of land points in tropical-forest containing regions, for four IPCC Representative Concentration Pathway (RCP) scenarios (82). Each land-use scenario uses a different integrated assessment model: IMAGE, navy line (RCP2.6); MiniCAM, brown line (RCP4.5); AIM, lilac line (RCP6.0); and MESSAGE, olive line (RCP8.5). Data from <http://luh.umd.edu/data.php>. (C) Change in mean annual temperature of land points in tropical-forest containing regions, relative to the 1960-2005 mean, for RCP4.5 (solid lines), and RCP8.5 (dashed lines), each from five CMIP5 general circulation models: GFDL-ESM2M, olive line; HadGEM2-ES, blue line; IPSL-CM5A-LR, green line; MIROC-ESM-CHEM, lilac line; and NORESM1-M, black line (82). Data from <http://pcmdi9.llnl.gov>. (D) Identical to panel C, but reporting percentage change in mean total annual precipitation. (E) Histograms of biomass change between 1850 and 2100 for tropical moist forest areas of the Americas, Africa and Asia (Indo-Malayan and Australasian tropics combined) simulated by the MOSES-TRIFFID land surface model, run with climate data outputs from 22 different CMIP3 general circulation models under an A2 emissions scenario (relatively high emissions), excluding the impacts of CO<sub>2</sub> fertilization on plants (74). (F) Identical to panel E except plants respond to CO<sub>2</sub> increases. The impacts of climate change are generally projected to be negative, and CO<sub>2</sub> positive, on tropical forest biomass.









## Literature Cited

1. N. Devaraju, G. Bala, A. Modak, Effects of large-scale deforestation on precipitation in the monsoon regions: Remote versus local effects. *Proc. Natl. Acad. Sci. U.S.A.* **112**, 3257 (2015).
2. D. Lawrence, K. Vandecar, Effects of tropical deforestation on climate and agriculture. *Nature Climate Change* **5**, 27 (2015).
3. D. V. Spracklen, S. R. Arnold, C. M. Taylor, Observations of increased tropical rainfall preceded by air passage over forests. *Nature* **489**, 282 (2012).
4. X. H. Wang *et al.*, A two-fold increase of carbon cycle sensitivity to tropical temperature variations. *Nature* **506**, 212 (2014).
5. B. Groombridge, M. D. Jenkins, *World Atlas of Biodiversity*. University of California Press, Berkeley, CA. (2003).
6. B. R. Scheffers, L. N. Joppa, S. L. Pimm, W. F. Laurance, What we know and don't know about Earth's missing biodiversity. *Trends in Ecology & Evolution* **27**, 501 (2012).
7. B. Vira, C. Wildburger, S. Mansourian, *Forests, Trees and Landscapes for Food Security and Nutrition. A Global Assessment Report*. IUFRO, Vienna (2015).
8. FAO, Global Forest Resources Assessment 2010. *FAO Forestry Paper No. 163. Food and Agriculture Organization of the United Nations* (2010).
9. I. Parmentier *et al.*, The odd man out? Might climate explain the lower tree alpha-diversity of African rain forests relative to Amazonian rain forests? *Journal of Ecology* **95**, 1058 (2007).
10. L. Banin *et al.*, What controls tropical forest architecture? Testing environmental, structural and floristic drivers. *Global Ecology and Biogeography* **21**, 1179 (2012).
11. D. P. Edwards, J. A. Tobias, D. Sheil, E. Meijaard, W. F. Laurance, Maintaining ecosystem function and services in logged tropical forests. *Trends in Ecology & Evolution* **29**, 511 (2014).
12. S. L. Lewis *et al.*, Above-ground biomass and structure of 260 African tropical forests. *Philosophical Transactions of the Royal Society B-Biological Sciences* **368**, 20120295 (2013).
13. S. L. Lewis, M. A. Maslin, Defining the Anthropocene. *Nature* **519**, 171 (2015).
14. J. R. Poulsen, C. J. Clark, T. M. Palmer, Ecological erosion of an Afrotropical forest and potential consequences for tree recruitment and forest biomass. *Biological Conservation* **163**, 122 (2013).
15. C. E. Doughty, Preindustrial Human Impacts on Global and Regional Environment. *Annual Review of Environment and Resources*, Vol **38**, 503 (2013).
16. E. C. Ellis *et al.*, Used planet: A global history. *Proc. Natl. Acad. Sci. U. S. A.* **110**, 7978 (2013).
17. J. Barlow, T. A. Gardner, A. C. Lees, L. Parry, C. A. Peres, How pristine are tropical forests? An ecological perspective on the pre-Columbian human footprint in Amazonia and implications for contemporary conservation. *Biological Conservation* **151**, 45 (J2012).
18. V. Frausin *et al.*, "God Made the Soil, but We Made It Fertile": Gender, Knowledge, and Practice in the Formation and Use of African Dark Earths in Liberia and Sierra Leone. *Human Ecology* **42**, 695 (2014).
19. R. Oslisly *et al.*, Climatic and cultural changes in the west Congo Basin forests over the past 5000 years. *Philosophical Transactions of the Royal Society B-Biological Sciences* **368**, (2013).
20. K. H. Redford, The Empty Forest. *Bioscience* **42**, 412 (1992).
21. H. K. Gibbs *et al.*, Tropical forests were the primary sources of new agricultural land in the 1980s and 1990s. *Proc. Natl. Acad. Sci. U.S.A.* **107**, 16732 (2010).
22. M. C. Hansen *et al.*, High-Resolution Global Maps of 21st-Century Forest Cover Change. *Science* **342**, 850 (Nov 15, 2013).
23. D. P. Edwards *et al.*, Mining and the African Environment. *Conservation Letters* **7**, 302 (2014).
24. J. G. Robinson, E. L. Bennett, *Hunting for sustainability in tropical forests*. Columbia University Press, New York (2000).
25. M. A. Cochrane, Fire science for rainforests. *Nature* **421**, 913 (2003).

26. W. F. Laurance *et al.*, Ecosystem decay of Amazonian forest fragments: A 22-year investigation. *Conservation Biology* **16**, 605 (2002).
27. G. P. Asner *et al.*, Selective logging in the Brazilian Amazon. *Science* **310**, 480 (2005).
28. P. Potapov *et al.*, Mapping the World's Intact Forest Landscapes by Remote Sensing. *Ecology and Society* **13**, Art No. 51 (2008).
29. B. Mercer, *Tropical Forests: A Review*. International Sustainability Unit, London (2015).
30. W. F. Laurance *et al.*, Averting biodiversity collapse in tropical forest protected areas. *Nature* **489**, 290 (2012).
31. P. Ciais *et al.*, in *Climate Change 2013: The Physical Science Basis. Contribution of Working Group I to the Fifth Assessment Report of the Intergovernmental Panel on Climate Change*, T. F. Stocker *et al.*, Eds. (Cambridge University Press, Cambridge, U.K., 2013).
32. L. V. Gatti *et al.*, Drought sensitivity of Amazonian carbon balance revealed by atmospheric measurements. *Nature* **506**, 76 (2014).
33. J. Grace, E. Mitchard, E. Gloor, Perturbations in the carbon budget of the tropics. *Global Change Biology* **20**, 3238 (2014).
34. Y. Pan *et al.*, A Large and Persistent Carbon Sink in the World's Forests. *Science* **333**, 988 (2011).
35. R. G. Anderson *et al.*, Biophysical considerations in forestry for climate protection. *Frontiers in Ecology and the Environment* **9**, 174 (2011).
36. F. Courchamp *et al.*, Rarity value and species extinction: The anthropogenic Allee effect. *Plos Biology* **4**, 2405 (2006).
37. D. S. Wilcove, X. Giam, D. P. Edwards, B. Fisher, L. P. Koh, Navjot's nightmare revisited: logging, agriculture, and biodiversity in Southeast Asia. *Trends in Ecology & Evolution* **28**, 531 (2013).
38. R. D. Harrison *et al.*, Consequences of defaunation for a tropical tree community. *Ecology Letters* **16**, 687 (2013).
39. J. Terborgh *et al.*, Tree recruitment in an empty forest. *Ecology* **89**, 1757 (2008).
40. J. F. Brodie, H. K. Gibbs, Bushmeat Hunting As Climate Threat. *Science* **326**, 364 (2009).
41. F. Maisels *et al.*, Devastating Decline of Forest Elephants in Central Africa. *Plos One* **8**, e59469 (2013).
42. D. W. Steadman, Prehistoric extinctions of pacific island birds - biodiversity meets zooarchaeology. *Science* **267**, 1123 (1995).
43. P. A. Cox, T. Elmqvist, Pollinator extinction in the Pacific Islands. *Conservation Biology* **14**, 1237 (2000).
44. E. M. Caves, S. B. Jennings, J. HilleRisLambers, J. J. Tewksbury, H. S. Rogers, Natural experiment demonstrates that bird loss leads to cessation of dispersal of native seeds from intact to degraded forests. *Plos One* **8**, e65618 (2013).
45. T. L. Cheng, S. M. Rovito, D. B. Wake, V. T. Vredenburg, Coincident mass extirpation of neotropical amphibians with the emergence of the infectious fungal pathogen *Batrachochytrium dendrobatidis*. *Proc. Natl. Acad. Sci. U.S.A.* **108**, 9502 (2011).
46. J. Blaser, A. Sarre, D. Poore, S. Johnson, *Status of tropical forest management. ITTO Technical Series 38*. International Tropical Timber Organization, Yokohama, Japan (2011).
47. F. E. Putz *et al.*, Sustaining conservation values in selectively logged tropical forests: the attained and the attainable. *Conservation Letters* **5**, 296 (2012).
48. Z. Burivalova, C. H. Sekercioglu, L. P. Koh, Thresholds of logging intensity to maintain tropical forest biodiversity. *Current Biology* **24**, 1893 (2014).
49. J. E. Bicknell, M. J. Struebig, D. P. Edwards, Z. G. Davies, Improved timber harvest techniques maintain biodiversity in tropical forests. *Current Biology* **24**, R1119 (2014).
50. R. M. Ewers *et al.*, Logging cuts the functional importance of invertebrates in tropical rainforest. *Nature Communications* **6**, 6836 (2015).

51. N. M. Haddad *et al.*, Habitat fragmentation and its lasting impact on Earth's ecosystems. *Science Advances* **1**, e1500052 (2015).
52. G. Ferraz *et al.*, Rates of species loss from Amazonian forest fragments. *Proc. Natl. Acad. Sci. U.S.A.* **100**, 14069 (2003).
53. N. J. Cordeiro, H. F. Howe, Forest fragmentation severs mutualism between seed dispersers and an endemic African tree. *Proc. Natl. Acad. Sci. U.S.A.*, 14052 (2003).
54. E. Berenguer *et al.*, A large-scale field assessment of carbon stocks in human-modified tropical forests. *Global Change Biology* **20**, 3713 (2014).
55. L. F. S. Magnago *et al.*, Functional attributes change but functional richness is unchanged after fragmentation of Brazilian Atlantic forests. *Journal of Ecology* **102**, 475 (2014).
56. P. M. Brando *et al.*, Abrupt increases in Amazonian tree mortality due to drought-fire interactions. *Proc. Natl. Acad. Sci. U. S. A.* **111**, 6347 (2014).
57. J. Barlow, C. A. Peres, Avifaunal responses to single and recurrent wildfires in Amazonian forests. *Ecological Applications* **14**, 1358 (2004).
58. J. Barlow, C. A. Peres, Fire-mediated dieback and compositional cascade in an Amazonian forest. *Philosophical Transactions of the Royal Society B-Biological Sciences* **363**, 1787 (2008).
59. J. J. Gilroy *et al.*, Cheap carbon and biodiversity co-benefits from forest regeneration in a hotspot of endemism. *Nature Climate Change* **4**, 503 (2014).
60. S. Gourlet-Fleury *et al.*, Tropical forest recovery from logging: a 24 year silvicultural experiment from Central Africa. *Philosophical transactions of the Royal Society of London. Series B, Biological sciences* **368**, 20120302 (2013).
61. P. A. Omeja *et al.*, Intensive tree planting facilitates tropical forest biodiversity and biomass accumulation in Kibale National Park, Uganda. *Forest Ecology and Management* **261**, 703 (2011).
62. R. L. Chazdon, *Second growth*. Chicago University Press, Chicago (2014).
63. T. M. Aide *et al.*, Deforestation and Reforestation of Latin America and the Caribbean (2001-2010). *Biotropica* **45**, 262 (2013).
64. United Nations, *Probabilistic population projections based on the world population prospects: the 2012 revision*. U.N. Population Division, New York (2014).
65. PriceWaterhouseCoopers, *The world in 2050: will the shift in global economic power continue?* <http://www.pwc.com/gx/en/issues/the-economy/assets/world-in-2050-february-2015.pdf> (2015).
66. T. K. Rudel, L. Schneider, M. Uriarte, Forest transitions: An introduction. *Land Use Policy* **27**, 95 (2010).
67. P. Meyfroidt, T. K. Rudel, E. F. Lambin, Forest transitions, trade, and the global displacement of land use. *Proc. Natl. Acad. Sci. U. S. A.* **107**, 20917 (2010).
68. C. Schmitz *et al.*, Land-use change trajectories up to 2050: insights from a global agro-economic model comparison. *Agricultural Economics* **45**, 69 (2014).
69. I. M. D. Rosa, S. E. Ahmed, R. M. Ewers, The transparency, reliability and utility of tropical rainforest land-use and land-cover change models. *Global Change Biology* **20**, 1707 (2014).
70. W. F. Laurance *et al.*, A global strategy for road building. *Nature* **513**, 229 (2014).
71. R. A. Betts *et al.*, Climate and land use change impacts on global terrestrial ecosystems and river flows in the HadGEM2-ES Earth system model using the representative concentration pathways. *Biogeosciences* **12**, 1317 (2015).
72. P. M. Cox, R. A. Betts, C. D. Jones, S. A. Spall, I. J. Totterdell, Acceleration of global warming due to carbon-cycle feedbacks in a coupled climate model. *Nature* **408**, 184 (2000).
73. A. Rammig *et al.*, Estimating the risk of Amazonian forest dieback. *New Phytologist* **187**, 694 (2010).
74. C. Huntingford *et al.*, Simulated resilience of tropical rainforests to CO<sub>2</sub>-induced climate change. *Nature Geoscience* **6**, 268 (2013).



75. Y. Malhi *et al.*, Exploring the likelihood and mechanism of a climate-change-induced dieback of the Amazon rainforest. *Proc. Natl. Acad. Sci. U.S.A.* **106**, 20610 (2009).
76. R. J. W. Brienen *et al.*, Long-term decline of the Amazon carbon sink. *Nature* **519**, 344 (2015).
77. D. Galbraith *et al.*, Multiple mechanisms of Amazonian forest biomass losses in three dynamic global vegetation models under climate change. *New Phytologist* **187**, 647 (2010).
78. I. C. Chen *et al.*, Elevation increases in moth assemblages over 42 years on a tropical mountain. *Proc. Natl. Acad. Sci. U.S.A.* **106**, 1479 (2009).
79. S. R. Loarie *et al.*, The velocity of climate change. *Nature* **462**, 1052 (2009).
80. C. W. Dick, S. L. Lewis, M. Maslin, E. Bermingham, Neogene origins and implied warmth tolerance of Amazon tree species. *Ecology and Evolution* **3**, 162 (2013).
81. B. R. Scheffers, D. P. Edwards, A. Diesmos, S. E. Williams, T. A. Evans, Microhabitats reduce animal's exposure to climate extremes. *Global Change Biology* **20**, 495 (2014).
82. M. Collins *et al.*, in *Climate Change 2013: The Physical Science Basis. Contribution of Working Group I to the Fifth Assessment Report of the Intergovernmental Panel on Climate Change*. T. F. Stocker *et al.*, Eds. Cambridge University Press, Cambridge, U.K. and New York, USA. (2013).
83. O. L. Phillips *et al.*, Drought sensitivity of the Amazon rainforest. *Science* **323**, 1344 (2009).
84. S. Fauset *et al.*, Drought-induced shifts in the floristic and functional composition of tropical forests in Ghana. *Ecology Letters* **15**, 1120 (2012).
85. Y. D. Pan *et al.*, A large and persistent carbon sink in the world's forests. *Science* **333**, 988 (2011).
86. C. Nolte, A. Agrawal, K. M. Silvius, B. S. Soares-Filho, Governance regime and location influence avoided deforestation success of protected areas in the Brazilian Amazon. *Proc. Natl. Acad. Sci. U.S.A.* **110**, 4956 (2013).
87. A. Chhatre, A. Agrawal, Trade-offs and synergies between carbon storage and livelihood benefits from forest commons. *Proc. Natl. Acad. Sci. U.S.A.* **106**, 17667 (2009).
88. United Nations, *New York Declaration on Forests*. United Nations, New York (2015).
89. Y. Malhi, T. A. Gardner, G. R. Goldsmith, M. R. Silman, P. Zelazowski, Tropical Forests in the Anthropocene. *Annual Review of Environment and Resources* **39**, 125 (2014).
90. N. Ramankutty, J. A. Foley, Estimating historical changes in global land cover: Croplands from 1700 to 1992. *Global Biogeochemical Cycles* **13**, 997 (1999).