



Individuality counts: A new comprehensive approach to foraging strategies of a tropical marine predator

Jonas F. L. Schwarz¹ · Sina Mews² · Eugene J. DeRango¹ · Roland Langrock² · Paolo Piedrahita³ · Diego Páez-Rosas^{4,5} · Oliver Krüger¹

Received: 31 August 2020 / Accepted: 4 January 2021 / Published online: 24 January 2021
© The Author(s) 2021

Abstract

Foraging strategies are of great ecological interest, as they have a strong impact on the fitness of an individual and can affect its ability to cope with a changing environment. Recent studies on foraging strategies show a higher complexity than previously thought due to intraspecific variability. To reliably identify foraging strategies and describe the different foraging niches they allow individual animals to realize, high-resolution multivariate approaches which consider individual variation are required. Here we dive into the foraging strategies of Galápagos sea lions (*Zalophus wollebaeki*), a tropical predator confronted with substantial annual variation in sea surface temperature. This affects prey abundance, and El Niño events, expected to become more frequent and severe with climate change, are known to have dramatic effects on sea lions. This study used high-resolution measures of depth, GPS position and acceleration collected from 39 lactating sea lion females to analyze their foraging strategies at an unprecedented level of detail using a novel combination of automated broken stick algorithm, hierarchical cluster analysis and individually fitted multivariate hidden Markov models. We found three distinct foraging strategies (pelagic, benthic, and night divers), which differed in their horizontal, vertical and temporal distribution, most likely corresponding to different prey species, and allowed us to formulate hypotheses with regard to adaptive values under different environmental scenarios. We demonstrate the advantages of our multivariate approach and inclusion of individual variation to reliably gain a deeper understanding of the adaptive value and ecological relevance of foraging strategies of marine predators in dynamic environments.

Keywords Galápagos sea lion · Broken stick algorithm · Hidden markov models · Individual differences · Conservation

Communicated by Yannis Papastamatiou.

Supplementary Information The online version contains supplementary material available at <https://doi.org/10.1007/s00442-021-04850-w>.

✉ Jonas F. L. Schwarz
jonas.fl.schwarz@gmail.com

¹ Department of Animal Behaviour, Bielefeld University, Bielefeld, Germany

² Department of Business Administration and Economics, Bielefeld University, Bielefeld, Germany

³ Facultad de Ciencias de La Vida, Escuela Superior Politécnica del Litoral, Guayaquil, Ecuador

⁴ Galápagos Science Center, Universidad San Francisco de Quito, Puerto Baquerizo Moreno, Ecuador

⁵ Dirección Parque Nacional Galápagos, Unidad Técnica Operativa San Cristóbal, Puerto Baquerizo Moreno, Ecuador

Introduction

Foraging behavior is a key aspect in understanding the ecology of a species, a population, and individuals, as the ability to balance energy intake with energy expenditure during foraging determines the resources that individuals can invest into self-preservation and reproduction (Schoener 1971). The study of foraging behavior is a complex topic, as highly diverse foraging strategies can be found not only between species but also within a species or even within a given population (e.g., Bolnick et al. 2003; Ceia and Ramos 2015; Cleasby et al. 2015). Intraspecific variation in foraging strategies may exist due to several proximate mechanisms and can be closely linked to the growing field of stable individual differences (Sih et al. 2004; Réale et al. 2007). Physiological limitations, such as body size, condition and age, can be factors driving inter-individual behavioral differences (Polis 1894; Skulason and Smith 1995). In marine

mammals, for example, larger animals can often store more oxygen in relation to their metabolic rate allowing them to dive deeper and thereby exploit different foraging habitats (Costa et al. 2004). Another driving force behind differences in foraging can be intraspecific competition (Kuhn et al. 2014). This is common in colonial-living species, such as many seabirds and pinniped species, which are constrained to a limited foraging range and may overlap strongly with other conspecifics that exploit similar niches (Kernaléguen et al. 2015).

Differences in foraging strategies can be adaptive, especially under fluctuating environmental conditions. This was demonstrated for bluegill sunfish, *Lepomis macrochirus*, where foraging specialists showed higher foraging success under stable environmental conditions, while generalists were more successful under unstable environmental conditions (Wilson 1998; Wilson and Godin 2009). This example underlines the importance of individual variability for understanding the responses of individuals and populations to environmental change (Violle et al. 2012). Intriguingly, foraging strategies are often found to be quite stable within individuals of many predators (Hoelzel et al. 1989; Lowther et al. 2011; Patrick et al. 2015; McHuron et al. 2018), although a greater flexibility might seem more adaptive to cope with dynamic, fluctuating environmental conditions. Stability may be due to costs associated with a change in foraging strategy and may, therefore, be the best strategy to cope with uncertain environmental conditions (McHuron et al. 2018).

Advances in biologging technology allow a deeper study of foraging behavior in aquatic species like pinnipeds, with recent developments revealing a high complexity of foraging strategies (Baylis et al. 2015). Variation in dive behavior with two or more foraging strategies has been observed in certain otariid species among individuals of the same sex or body size (Chilvers 2008; Lowther et al. 2011; Baylis 2015; McHuron et al. 2016). Studies have also gathered increasing evidence that an individual-specific foraging strategy is often retained across long time spans (Chilvers and Wilkinson 2009; Kernaléguen et al. 2012, 2016; McHuron et al. 2016). Taking the individual variability into account when analyzing foraging strategies will allow for a greater precision and a better understanding of the part of the ecological niche individuals occupy (Bolnick et al. 2003). The need for a better understanding of foraging strategies was highlighted by Chilvers and Wilkinson (2009), who showed a major overlap of one strategy of the endangered New Zealand sea lion with fisheries, leading to a higher death risk for these animals compared with conspecifics pursuing other strategies.

The endangered Galápagos sea lion, *Zalophus wollebaeki*, lives in a challenging, highly variable tropical habitat strongly affected by El Niño-Southern Oscillation events

(Trillmich and Limberger 1985) and is subject to increased environmental variation associated with climate change (Trenberth and Hoar 1997). Females nurse their pup for an average of two to three years until independence (Trillmich and Wolf 2008), which makes them dependent on foraging areas near the colony, a factor that increases intraspecific competition (Urquía and Páez-Rosas 2019). Previous studies of Galápagos sea lions identified variability of diving behavior and diversity of targeted prey species (Páez-Rosas and Auriolos-Gamboa 2010; Jeglinski et al. 2015), and different foraging strategies between and also within colonies have been described (Villegas-Amtmann et al. 2008; Villegas-Amtmann and Costa 2010; Páez-Rosas et al. 2017). A better understanding of these strategies and the individual foraging niches is needed, as this will enable predictions about the adaptive value in a rapidly changing environment and may help assess the consequences of future challenges such as climate change. Key element is the identification of reliable characteristics of foraging behavior to design models that predict when and how foraging occurs while recognizing the great individual variability (DeRango and Schwarz 2021).

The aim of this study is to identify and describe foraging strategies of Galápagos sea lion females and their foraging niche in hitherto unmatched detail with the help of a novel combination of advanced dive analysis techniques. Our analytical approach involves three steps: we first identify potential foraging episodes in the dive, then group individuals according to the similarity of their foraging episodes, and finally identify within-group behavioral modes. For the first step, an automated broken stick algorithm and vertical sinusity measurements are employed to create a novel set of detailed dive variables describing foraging episodes. A hierarchical cluster analysis is applied to these variables to build groups of individuals exhibiting similar foraging behavior to identify foraging strategies. To explore the corresponding foraging niches in more detail, we identify underlying behavioral modes and their dynamics using individually fitted multivariate hidden Markov models. This study thus expands the research on diving behavior of the endangered Galápagos sea lion but also emphasizes the advantages of recognizing individual differences when analyzing foraging behaviors of predators in general. Deeper insight into the foraging ecology of species enables ecological consequences to be studied and can improve conservation management decisions to improve conservation.

Methods

Study details

This study was conducted on Caamaño, a small islet in the center of the Galápagos Archipelago near Santa Cruz Island

(0° 45' S, 90° 16' W). Since 2003, the resident sea lion colony has been part of a long-term monitoring program that includes annual birth and growth assessment of pups, tagging of individuals, and census rounds (see Trillmich et al. 2014), providing detailed life-history data for the majority of individuals.

For the present study, we captured 39 lactating females with hoop-nets, weighed and measured them, and equipped them with a time-depth recorder (MK10, Wildlife Computers, Redmond, WA, USA) on the dorsum behind the shoulder blades (see Jeglinski et al. 2013 for more details). These biologging devices were deployed for approximately two weeks (median 15 days, range 3–22) between October and December of 2018 and 2019. Devices were programmed to record dive depth every 2 s, GPS-position through fastloc-GPS approximately every 4 min, and acceleration data with 32 Hz. The scaled mass index (SMI) as introduced by Peig and Green (2009) was calculated using mass and length data of females taken before the placement of the biologging device ($N=37$) to measure relative body condition. The age of most females could be identified through the long-term dataset ($N=31$).

Dive analysis

We employed the R package *diveMove* (Luque 2007) to identify dives, using individual zero-offset correction identified through visual inspection of dive profiles, and a minimum depth for dives of 2 m, to obtain information about the maximum depth, duration, and descent rate of dives. Dives with unrealistic depths (exceeding depths of the ocean floor around Caamaño, likely due to tag malfunction, representing under 0.01% of dives) were excluded from further analysis. All dives were further analyzed using the automated broken stick algorithm as described by Heerah et al. (2014). In contrast to the traditional division into descent, bottom time and ascent, this approach captures more complex dive profiles by dividing dives in as many segments as necessary to reflect the recorded vertical movement. Individual putative foraging episodes can be determined by analyzing vertical sinuosity of the segments (vertical distance between beginning and end of a segment divided by the sum of all vertical distances in the segment), measuring effectively vertical Area Restricted Search (Heerah et al. 2014). After visually inspecting the histogram of vertical sinuosity for every broken stick segment of every dive, the threshold for foraging was set at a sinuosity index below 0.9. These episodes can be independent of the classical bottom time, which is often used as a proxy for foraging episodes, but prone to over-simplification of diving behavior. This method allows to calculate the duration of foraging, mean depth of foraging, and especially the range of foraging within a dive, giving

new and higher resolution data than the traditional approach (see Fig. 1).

GPS positions were decoded using the DAP processor (Wildlife Computers) and erroneous GPS location estimates were excluded using a speed filter of 25 km/h with the R package *trip* (Sumner 2011). Based on this information and visual inspection of dive patterns, we identified individual foraging trips, which are defined as trips on which animals were farther than 50 m away from the coast of Caamaño and which contained at least 30 foraging dives (i.e., dives with segments of a sinuosity index below 0.9), thereby excluding the shortest trips likely not related to foraging. For each foraging trip, the median and interquartile-range of the dive duration, maximum depth, descent rate, foraging depth, foraging duration and foraging range was calculated, as well as the percentage of dives occurring between 18:00 and 06:00 o'clock (night dives), resulting in 13 variables.

Identifying strategies

To cluster the foraging trips into different foraging strategies, we first checked the correlation matrix of the 13 identified variables and excluded all variables that were highly correlated. The remaining variables were standardized and included in a hierarchical cluster analysis (HCA) using Euclidian distance and Ward's method. Meaningful clusters were visually identified with the help of a dendrogram (Henning 2015). Jackknife resampling of foraging trips was used to test for stability of identified clusters (Andes 1989). We used ANOVA and post-hoc Tukey tests to investigate cluster differences in SMI, mass, age, and the variables included in the HCA, and used this information to determine biological differences between the clusters.

Hidden Markov models

To deepen our understanding of the differences between foraging strategies, hidden Markov models (HMMs) were fitted to individuals while at sea. HMMs can be used to infer

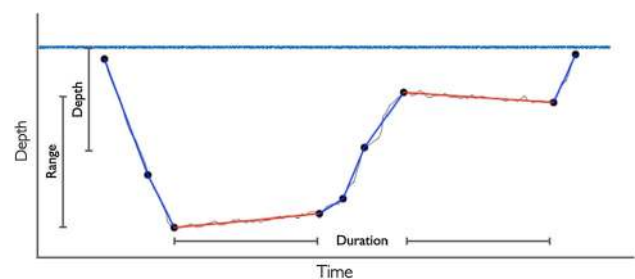


Fig. 1 Dive profile analyzed with the broken stick algorithm. Blue segments represent sections with a vertical sinuosity index above 0.9, indicating transit, while red segments represent sections with a vertical sinuosity index below 0.9, indicating foraging episodes

unobserved or “hidden” states underlying the observed diving patterns, which may be interpreted as proxies for the behavioral modes of an animal, such as foraging, searching, or traveling (Patterson et al. 2017; McClintock et al. 2020). The state process is modelled as a finite-state Markov chain, with the distribution of each observation completely determined by the underlying state (Zucchini et al. 2016). This approach has been successfully utilized to identify foraging behavior and areas important for conservation management (e.g. van Beest et al. 2019). Three variables connected to foraging were entered into each HMM: the aforementioned dive duration, percentage of acceleration peaks, and mean traveling speed. To calculate acceleration peaks, we first removed the static component from the raw acceleration data using a moving average over two seconds. The overall dynamic body acceleration (ODBA) was then calculated by combining the resulting dynamic accelerations from all three axes (Qasem et al. 2012). To identify ODBA peaks, we manually determined a threshold at the value of six after visual inspection of several ODBA graphs and calculated the percentage of ODBA values above this threshold for each dive. While ODBA is seen as a proxy for the activity of an animal (e.g. Volpov et al. 2015), concentrating on ODBA peaks allows to measure bursts of acceleration, often found during prey chasing attempts. Mean traveling speed of each dive was calculated by dividing a dive’s step length (calculated as the distance between interpolated GPS positions for the start and end points of a dive) with the dive’s duration. Traveling speed thus reflects the relative horizontal expansion of dives, with low traveling speed indicating tortuous movements which are seen as a proxy for foraging (Patterson et al. 2017), also called Area Restricted Search (Dragon et al. 2012). Combining dive duration, horizontal movement, and acceleration data into one model is likely to capture behavioral states more accurately than models that do not use such a multivariate HMM approach (McClintock et al. 2017).

We assume that the observations within a dive are conditionally independent of each other, such that given the states, we can use univariate distributions for each variable. For traveling speed and dive duration, a gamma distribution was chosen, as these variables are positive continuous, while for ODBA peak percentages, a beta distribution with additional point mass on zero was used, as this variable ranges from zero to one and includes dives without any peaks. Those three variables, chosen as indicators of foraging events, were then used to fit separate HMMs to each individual, which allowed us to account for the high variability of individual behavior found in Galápagos sea lions. Individual foraging trips were assumed to be independent of each other. We estimated the model parameters by numerically maximizing the likelihood in R, evaluated with the efficient forward algorithm (cf. Zucchini et al. 2016), using the optimization

routine ‘nlm’. To avoid local maxima, we ran each HMM ten times using random starting values and selected the model with the highest likelihood. We fitted two, three and four-state HMMs, which we inspected by plotting their estimated state-dependent distributions and considering their Viterbi-decoded state sequence as well as GPS positions of the decoded states. Finally, we selected the number of states most (biologically) plausible, as suggested by Pohle et al. (2017). Model checking was achieved by graphical comparison of the marginal distributions under the fitted HMM and the empirical distributions, to check the adequacy of the state-dependent distributions. The distribution of the dive parameters within states, as well as the spatial and temporal distribution of decoded states were used to interpret their biological function and assign a behavioral state to them (for more information on the HMM analysis find the R code with an example dataset in the Appendix). To enable comparisons between groups, the states of animals within a foraging strategy were combined in a group summary if the state-dependent distributions of the three variables and the locations of the decoded dive sequences revealed similar patterns and shared the same interpretation of the biological function.

All analyses were performed in R version 4.0.0 (R Core Team; 2020) in the RStudio environment (RStudio Team (2020). RStudio: Integrated Development for R. RStudio, PBC, Boston, MA). Data were mapped using QGIS (QGIS Development Team (2020). QGIS Geographic Information System. Open Source Geospatial Foundation Project).

Results

Dive analysis

For this study, we collected an absolute of 595 days of data, comprising 87,109 dives, across all 39 females varying in weight between 51 and 89 kg. The subsequent broken stick analysis identified 51,449 dives with individual segments of a vertical sinuosity index below 0.9, indicating putative foraging dives. GPS locations revealed a total of 177 foraging trips, with 2–9 trips per female and a median duration of 55 h (range: 6–224 h).

Clustering of foraging trips

After excluding highly correlated variables from the analysis (correlation coefficient > 0.7), the remaining eight variables used in the hierarchical cluster analysis were median and interquartile range of foraging depth, foraging duration, and range of foraging episodes, the median descent rate, and the percentage of dives at night for each foraging trip. After visual inspection of the resulting dendrogram, three clusters were identified (Fig. 2). Through Jackknife resampling of

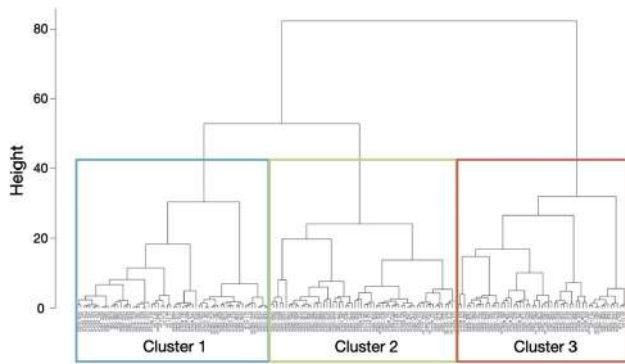


Fig. 2 Dendrogram of 177 foraging trips clustered with a hierarchical cluster analysis (Euclidean distance, Ward’s method) into three clusters (cluster 1 = 62 trips, cluster 2 = 60 trips, cluster 3 = 55 trips)

the trips, a high stability of the three clusters was confirmed (cluster 1 = 89.8%, cluster 2 = 97.7%, cluster 3 = 98.3%).

The three identified clusters are of similar size and contain 62, 60 and 55 foraging trips, respectively. Of the 39 adult females, 31 had all of their foraging trips within one of these clusters while eight animals had foraging trips in two different clusters. Three of those animals had only a single trip (representing 12.5–20% of their trips) in another cluster, which is why we included those animals into their main cluster for later group comparisons. The other five animals were excluded from all following group comparisons, leaving 12, 12 and 10 animals in clusters one, two and three, respectively (see Table 1 in the Appendix).

The calculated dive statistics for each cluster reveal clear differences between the strategies. Cluster one has the smallest interquartile range of foraging depth, the smallest foraging range in comparison to the other two clusters, and comprises relatively shallow dives. This pattern would be expected of animals diving along the seabed, thus seeking out similar depths over different dives and showing a

small foraging range within a dive. Cluster one is, therefore, defined as **benthic divers**. Cluster two contains the deepest foraging episodes with a high foraging range within dives and a high interquartile-range of foraging depth. This pattern can be interpreted as foraging in the open water column, where the seafloor is not restricting foraging depth. It is, therefore, defined as **pelagic divers**. Cluster three has significantly more dives during the night than the other two clusters, showing high foraging range with a low foraging depth. This cluster is, therefore, defined as **night divers** (Fig. 3). For more detailed differences between the clusters see Table 2 in the Appendix. SMI, mass and age had no explanatory value for assignment to any of the clusters (SMI: $F(2,21) = 0.1$, $p = 0.906$; mass: $F(2,21) = 0.224$, $p = 0.801$; age: $F(2,14) = 0.364$, $p = 0.701$).

Hidden Markov models

Despite the variation between individuals, similarities of state characteristics within groups are still high while differing from states of other groups. The clearest difference between the three foraging groups was the number of states needed to fit the diving behavior. While most animals of night and pelagic divers are best explained by a three-state model, for benthic divers a two-state model is most adequate with respect to producing biologically meaningful states (in the corresponding three-state models, two states were very similar and could not be reasonably matched to different behaviors). For benthic and pelagic divers, all animals show similar patterns within their respective groups and hence are included in the group summary. Seven of the ten-night divers show similar state characteristics and are used in the group summary, while three-night divers differed clearly from the rest, either in the number of states or the state-dependent distribution, and thus will be discussed separately. The

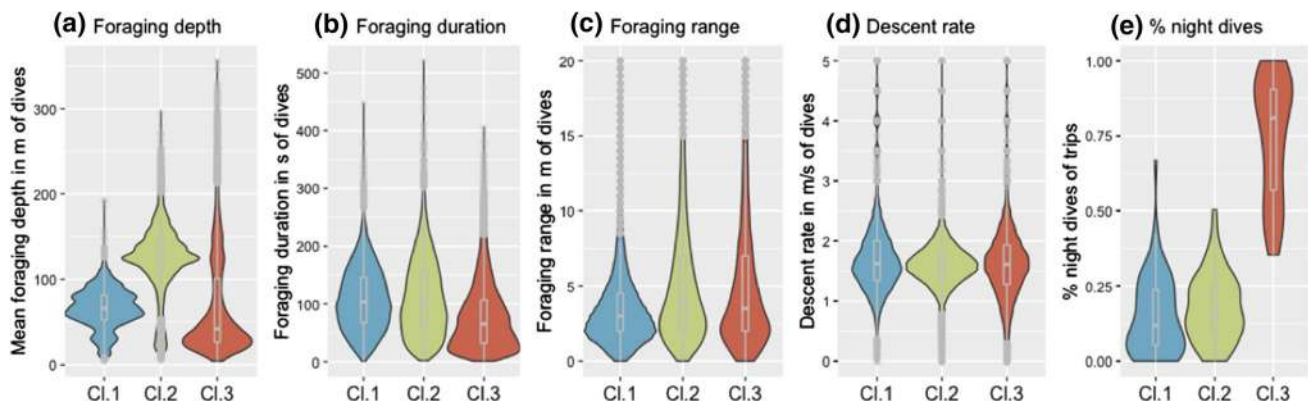


Fig. 3 Visual comparison of the dive variables (a–e) between the three identified clusters (Cl.1, Cl.2, Cl.3) from the hierarchical cluster analysis through violin plots (cluster 1: $n = 62$, cluster 2: $n = 60$, cluster 3: $n = 55$)

estimated parameters of the state-dependent distributions of all 39 fitted HMMs are found in Table 3 in the Appendix.

Pelagic: State 1 of pelagic divers is characterized by the highest traveling speed, short dive time, and shallow depths. Those short, shallow dives with directed movement are often found immediately after an animal left or returned to a beach (Fig. 4). The temporal distribution also shows that this state is mostly active in the beginning and end of a foraging trip. State 1 is, therefore, interpreted as a traveling state. State 2 differs from the traveling state by deeper and longer dives and an intermediate traveling speed, while ODBA peak percentages are low as within the traveling state, indicating an absence of foraging. Looking at the GPS positions of dives that most likely belong to state 2, one can identify search patterns with wide winding curves covering large areas. State 2 is thus described as a searching state. While similar in depth and dive duration to the searching state, state 3 has the lowest traveling speed and the highest percentage of ODBA peaks and is consequently considered to be a

foraging state. This is supported by the GPS data, showing small, dense spatial clustering of dives of state 3. Based on the decoded states, 45% (range: 36–59%) of all dives are classified as putative foraging, while 37% (range: 18–51%) are classified as searching, and 18% (range: 10–42%) as traveling.

Benthic: State 1 of only two states for benthic divers comprises a high traveling speed and low ODBA peaks, while its spatial and temporal distribution is similar to the traveling state of pelagic divers. Therefore, this state is interpreted as a traveling state (see Fig. 5). State 2 distinguishes itself from the traveling state by lower traveling speed, deeper and longer dives, and a higher percentage of ODBA peaks. State 2 is, therefore, considered to be a foraging state, supported by narrow clustering of the corresponding GPS positions. On average, 26% (range: 12–49%) of dives are classified as traveling and 74% (range: 51–88%) as foraging.

Night: State 1 of the night divers can be interpreted as traveling, just like in the two previous groups, due to the

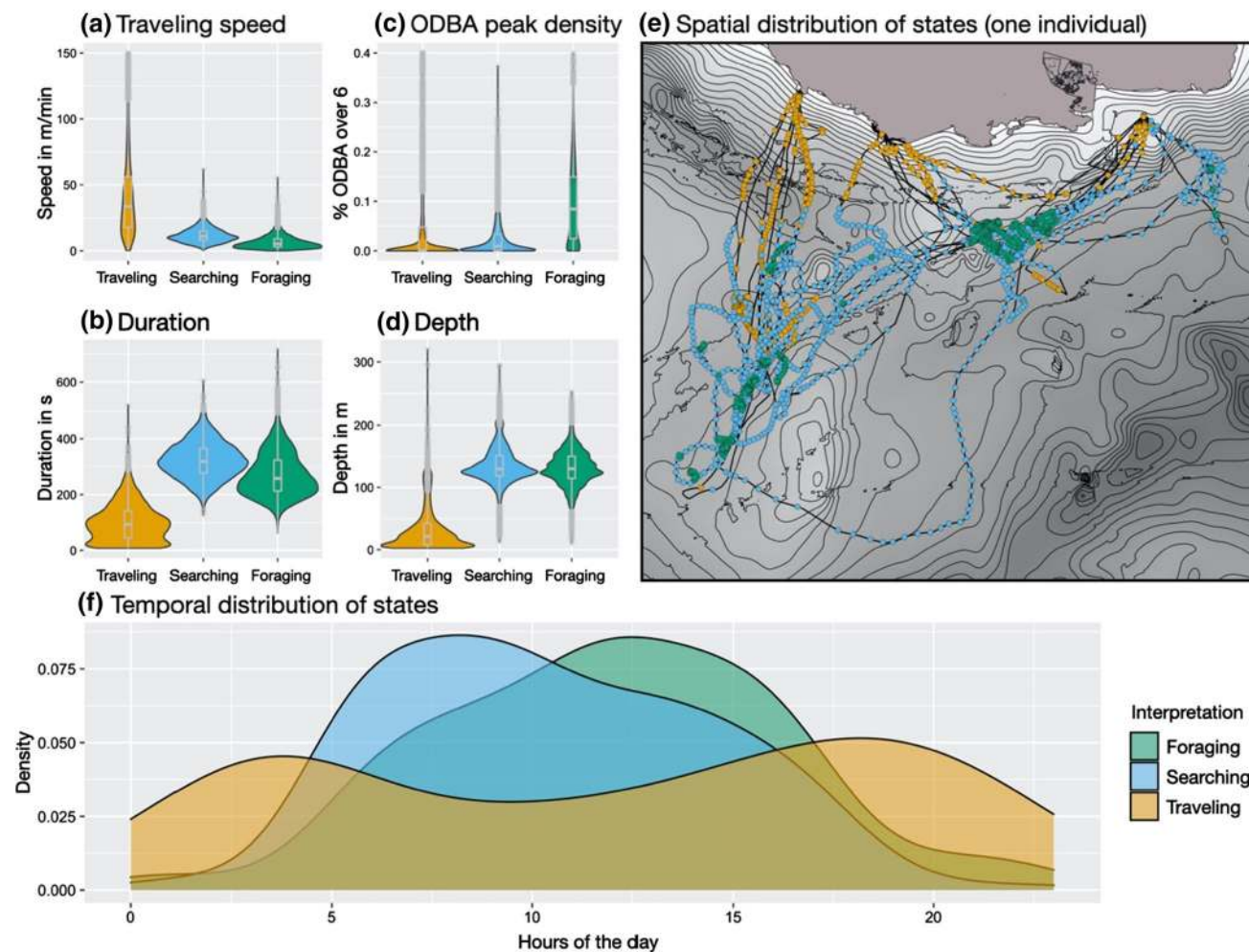


Fig. 4 Group summary of pelagic divers' HMM results, comparing the three states by dive variables (a–d), their time distribution over 24 h (f) (12 animals with 31 foraging trips), as well as an example of the spatial distribution of states for one pelagic diver (e) (id1719)

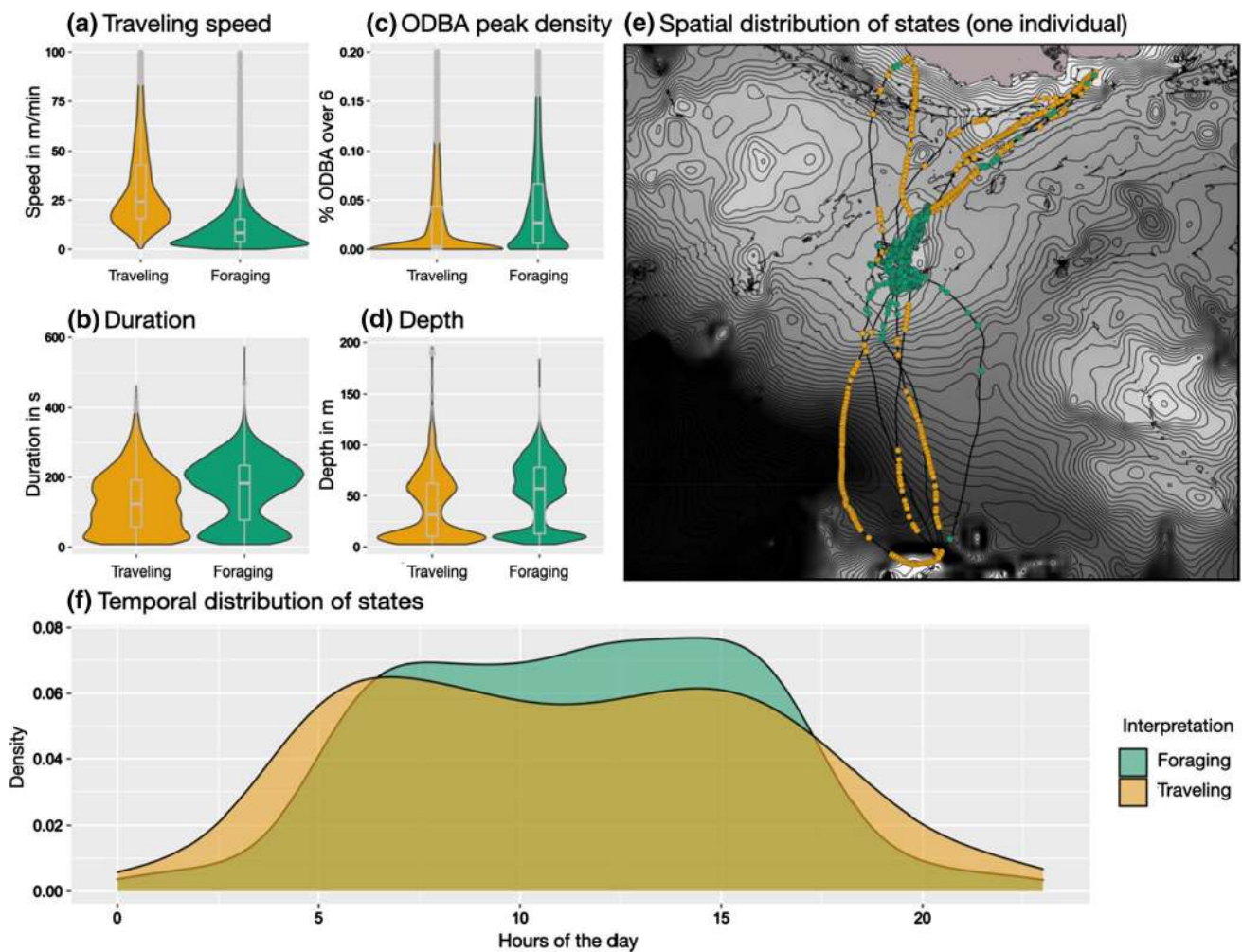


Fig. 5 Group summary of benthic divers' HMM results, comparing the two states by dive variables (a–d), their time distribution over 24 h (f) (12 animals with 57 foraging trips), as well as an example of the spatial distribution of states for one benthic diver (e) (id127€)

high traveling speed, the short and shallow dives and the GPS positions of this state (see Fig. 6). State 2 combines the deepest and longest dives of this group with a low traveling speed, typically indicating foraging, but has still low ODBA peak levels, conflicting with such an interpretation. State 2 is primarily active during the day, while the other two states are primarily found at night. Those daytime deep dives cannot be interpreted further at this stage and are hence called deep dives. State 3 consists of shallow dives with many ODBA bursts and relatively low traveling speed in comparison to the traveling state, indicating foraging. An interpretation of state 3 as night foraging is also supported by the clusters of GPS positions of this state. The three-night divers that were excluded due to their different state patterns all exclusively dove at night. The consequential absence of deep daylight dives explains their different state-dependent distributions compared to the other night divers. Overall, 48% (range: 38–60%) of dives of night divers are classified

as night foraging, 20% (range: 11–28%) as deep daylight dives, and 32% (range: 25–43%) as traveling.

Individuals outside the groups: Of the five animals that were not included in one of the foraging groups, the diving behavior of four (id447€, id452€, id728, id1600) was best described using a three-state model and showed a high resemblance of their state characteristics to either the night divers or pelagic divers. The remaining animal (id113€) had HMM results that did not resemble the state distributions of any of the three groups.

Group comparison: When comparing the spatial distribution of the groups' foraging states, the clear spatial demarcation of the benthic divers from the other two groups is striking (see Fig. 7 *Spatial distribution*). The foraging dives of benthic divers are concentrated on shallow, flat areas close to the coast of Santa Cruz, on the shallow plateau adjacent to the south, or on top of the underwater mountain found south/west of the island. The foraging areas of the night

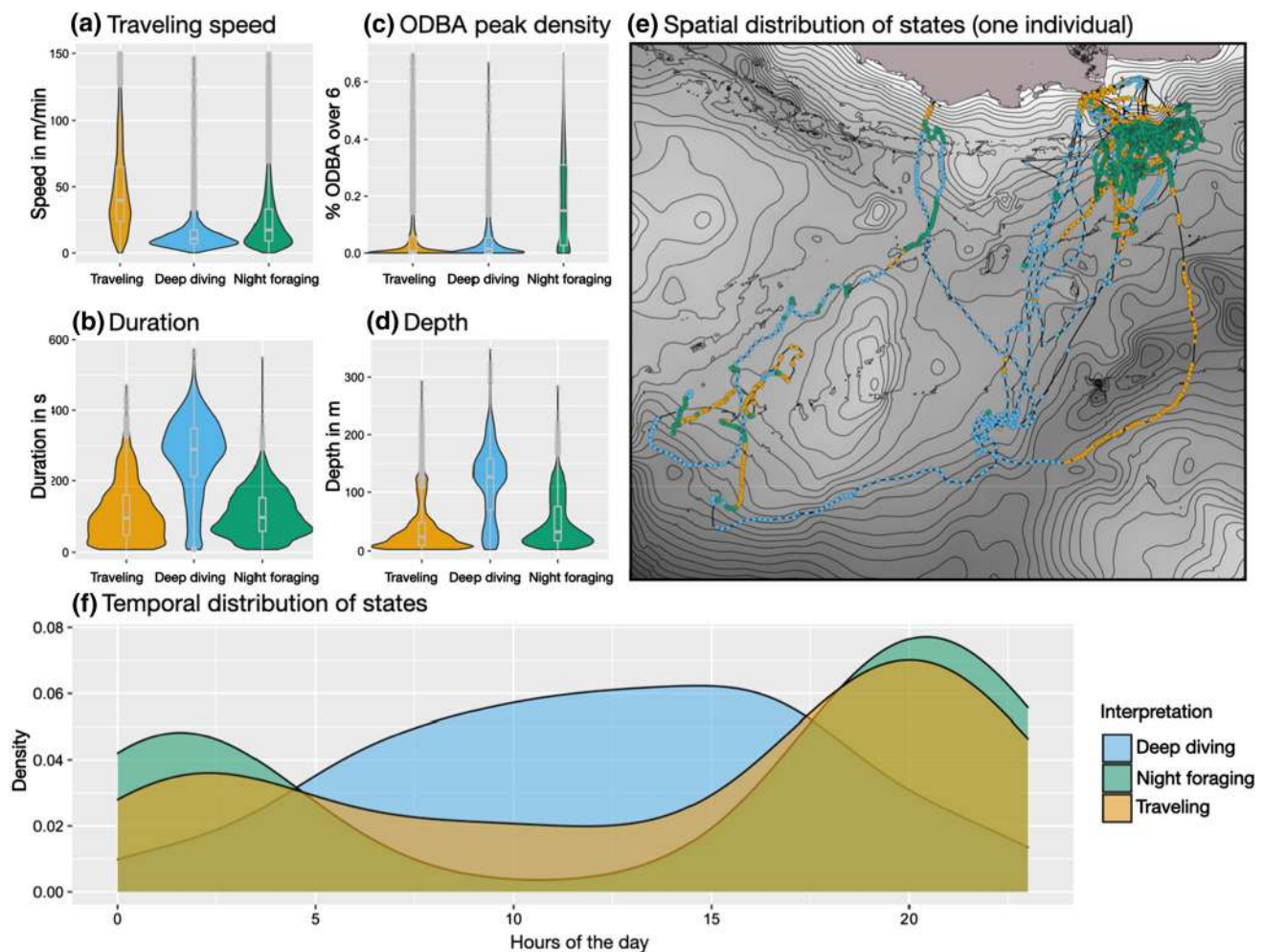


Fig. 6 Group summary of night divers' HMM results, comparing the three states by dive variables (**a–d**), their time distribution over 24 h (**f**) (7 animals with 33 foraging trips), as well as an example of the spatial distribution of states for one night diver (**e**) (id1638)

and pelagic divers hardly overlap with those shallow areas, as their foraging dives are in deeper water, mainly in the underwater valleys between the islands of Santa Cruz in the north and Floreana in the South. The area where foraging dives occur is more extensive for both night and pelagic divers than for benthic divers. While the spatial demarcation between the pelagic and night divers is not distinct, a vertical and temporal separation between those strategies is visible (see Fig. 7 *Time of day*). While most dives of night divers occur during the night in shallow depths, pelagic divers show deep foraging dives during the day.

Discussion

In this work, we leveraged recent advances in telemetry technology and analysis approaches to draw a much more comprehensive picture of the foraging strategies of a marine predator than was previously possible. To our knowledge,

we used for the first time a novel set of foraging variables derived from measures of vertical sinuosity within a broken stick algorithm as described by Heerah et al (2014) to identify foraging strategies with a hierarchical cluster analysis in a marine predator. Identifying reliable variables describing foraging is crucial to capture foraging strategies. In previous studies, vertical sinuosity has proven to be a predictor of foraging (e.g. Dragon et al. 2012; Gallon et al. 2013). The combination with the broken stick algorithm facilitates a better identification of episodes with high vertical sinuosity and thus putative foraging events than more traditional approaches such as bottom time (Heerah et al. 2014). Only with these more accurate measures of foraging episodes we were able to calculate some of the new variables describing foraging episodes, such as the depth range of foraging within a dive. This novel set of diving variables allowed for the clear identification of three foraging strategies in the Galápagos sea lions on Caamaño, namely benthic divers, pelagic divers, and night divers. These strategies are to some extent

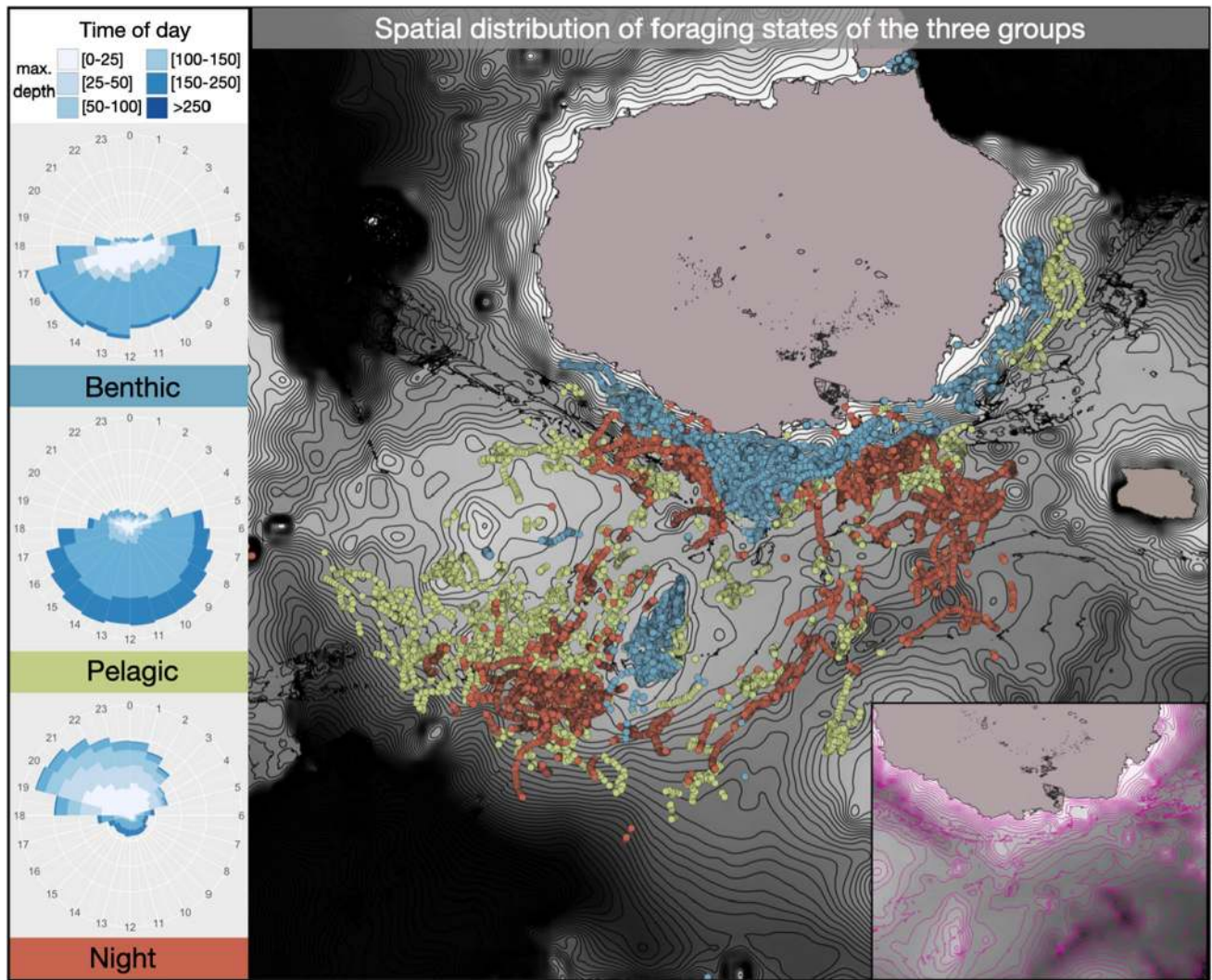


Fig. 7 Comparison between benthic, pelagic, and night divers with regard to their distribution of dives with different depths over 24 h (left) and their spatial distribution of dives classified as foraging based on the HHMs (benthic divers (blue): $n=12$, pelagic divers

(green): $n=12$, night divers (red): $n=10$) on a bathymetric map (black=300 m, white=0 m, lines at 10 m intervals). In the right lower corner, a cutout of the bathymetric map is presented to better visualize shallow areas

similar to the strategies identified by Villegas-Amtmann et al. (2008) and Villegas-Amtmann and Costa (2010), who studied dive data of 9 and 10 females, respectively, from the Caamaño rookery (deep divers ~ pelagic divers, bottom divers ~ benthic divers, shallow divers ~ night divers). However, these innovative previous studies used the traditional approach of identifying foraging strategies with variables describing dives instead of variables describing foraging within dives by measuring high vertical sinuosity. Hence, the new analytical approach of the current study, as well as the larger sample size and the higher resolution of the dive data, allows us to identify and describe the strategies in more detail, and build on the earlier work.

The additional analysis of individuals' dive data by multivariate HMMs allowed even more detailed insights into the

behavior of individuals when at sea, by approaching the differences between strategies from another angle. To account for the high variability of dive behavior between animals, we decided to fit separate HMMs to the individuals at the cost of a more difficult comparison of the results. This approach is labor-intensive due to the necessary inspection and comparison of the many individual models fitted but had several important advantages over the use of joint models in our setting: (a) mixed HMMs, while able to accommodate heterogeneity, would be restricted in their ability to capture the fundamentally different behavioral strategies we were able to identify, (b) separately fitting joint models to the subgroups identified using cluster analysis would have been viable, but unlike our independent HMM analysis would heavily rely on the adequacy of the clusters identified, and (c) fitting

individual models does, in fact, involve a very low computational cost, at least compared to mixed models. Consequently, each individually fitted HMM needs to be analyzed separately to allow for a good pragmatic identification of the number of states which, while suffering a loss in objectivity, is considered to be the best possible practical solution (Pohle et al. 2017). We emphasize that the interpretation of the states from the HMMs should not be taken too literally, since the HMM states do not correspond exactly to the behavioral states and must be interpreted with caution. The following summary of animals with similar state characteristics within groups is a simplification of the HMM analysis but represents a reasonable approach to highlight the main differences between the three main foraging groups.

Pelagic divers

The interpretation of the three states of the pelagic divers was strongly supported by GPS data and the temporal distribution of states. Travelling dives were often located close to beaches, searching dives covered large areas and foraging dives clustered in deep waters. Considering the temporal distribution, only the observed state sequence of traveling–searching–foraging–traveling appears biologically sensible. These animals search and hunt for food mainly at depths between 100 and 200 m, the epipelagic environment, where they seem to utilize high-density prey patches, as the dense clustering of dives in the foraging state suggests. For sea lions, such prey patches can represent schools of fish or squid, which are typically highly mobile and show low site fidelity, resulting in unpredictable, high-density patches that provide a rich food source if successfully located. This specialization makes a targeted visitation of foraging locations difficult and searching for schools a necessity. The existence of a searching state and the large area covered during foraging trips of pelagic divers, emphasize the specialization of this foraging group on schooling prey.

Benthic divers

The absence of a searching state differentiates the benthic divers from the pelagic divers and can be an indicator that these animals do not utilize dense prey patches, but rather prey on more solitary living benthic fish. Searching and foraging are combined within one state, with searching being interrupted by short periods of foraging. Benthic fish typically show a higher site fidelity in comparison to schooling pelagic fish and live in benthic communities providing static navigational cues that individuals can use to repeatedly visit the same areas. The benefit of benthic foraging thus lies in a predictable, evenly distributed prey source, albeit occurring at low densities within a habitat (Camprasse et al. 2017). Such predictable foraging habitats can be observed in many

of the benthic divers when inspecting their GPS positions of dives, where they target the same specific areas over several foraging trips. The utilized area and habitat differ considerably between individuals but have in common to be rather shallow and flat seabed with foraging dives depths less than 100 m.

Night divers

Two of the three states of the night divers can clearly be interpreted as traveling and night foraging. Foraging at night happened mostly in very shallow depths of ca. 30 m, reaching occasionally depths of up to 100 m. The observed foraging depths at nightfall fall in line with the vertical migration of mesopelagic fish, such as *Myctophidae*. These deep-sea fish migrate at night from depths between 300 and 1200 m to around 10–100 m to forage on plankton (Nelson 2016), overlapping in their vertical and temporal distribution with the foraging state of the night divers. *Myctophidae* represents a large proportion of prey eaten by Caamaño animals (Páez-Rosas and Aurióles-Gamboa 2014) and are probably targeted specifically by night divers. This strategy resembles the dive behavior of Galápagos fur seals, which also exploit vertically migrating prey during the night (Dellinger and Trillmich 1999). However, interpretation of the states of night divers need extra caution. These animals are not diving exclusively at night but are found to do deep dives during the day. It is reasonable to assume that these animals utilize different strategies during the night and during the day since the prey distribution changes drastically. If we assume two different strategies in the night divers, more than four states might be necessary to find a model that more accurately captures night and day strategies. The fitted three-state model is, therefore, only an approximation, sufficient to highlight the different behaviors of night divers between day and night and the differences toward the other groups.

Group comparison

These three strategies differed clearly in their dive parameters but not in the animals' age, body condition, or mass. This implies that body condition (SMI) of these sea lions is not a factor driving different strategies in this species nor do differences in experience (age) or physiological limitations, like oxygen store capability, due to size (mass), as found in other pinniped species (Costa et al. 2004; Weise and Costa 2007). The missing influence of mass on an animal's foraging strategy could be due to the relative shallow waters utilized by sea lions of the central part of the archipelago, which rarely exceed 300 m. One-year-old juveniles (below 30 kg) were shown to dive already below 350 m (Jeglinski et al 2012), and maximum depths of 584 m recorded for adult female Galápagos sea lions from different colonies

demonstrate that, in the shallow waters around Caamaño, size is not the limiting factor for the dive behavior (Jeglinski et al. 2013). These findings indicate that individual foraging strategies of centrally located Galápagos sea lion females might be shaped by behavior or genes than by age or mass characteristics (Chilvers and Wilkinson 2009).

Our novel combination of analytic approaches did not only identify differences between animals of different foraging strategies in dive parameters, but also in their preferences of habitats, composition of identified states, and their temporal distribution. This highlights the importance of such a multivariate approach to understand the different facets of foraging. These differences are so pronounced that there is little overlap between animals of different groups, either because of a clear spatial separation of foraging habitats (benthic versus others), or because of a temporal and vertical separation (pelagic versus night). This separation might reduce intraspecific competition, as described in Antarctic fur seals (Kernaléguen et al. 2015) and discussed for Galápagos sea lions (Páez-Rosas et al. 2017), representing a strong driver for the development and stabilization of those foraging strategies. Avoidance of competition, however, might not be the only driver for the observed individual differences. Other possible drivers for foraging strategy diversity might be adaptiveness toward different environmental conditions or early experiences during the learning phase of foraging.

When discussing assumptions about the adaptive value of foraging strategies toward different environments and possible fitness consequences, knowledge of the stability of strategies over a long time period within individuals is needed. In this study, the stability of foraging strategies was shown over two to three weeks. Though this study can only infer the stability of foraging strategies over deployment time, studies of other sea lion species showed a stability of individual foraging strategies over several seasons (Lowther et al. 2011, 2013; McHuron et al. 2018), suggesting that a similar stability could exist in Galápagos sea lions. This does not mean that sea lions cannot alter their response to changing environments, but it does mean that despite behavioral changes, a strong persistence of foraging strategies might prevail. Stability might allow a better specialization toward one foraging strategy. This may not only include increasing knowledge of the spatial distribution of prey but may also entail optimization of specialized foraging techniques. This could be expected to vary especially in foraging strategies that differ as fundamentally as found in this study, such as between benthic divers and the two other strategies. Although stability of individual foraging strategies has to be studied further in Galápagos sea lions, with the current data we can cautiously assume the stability of individual strategies.

Adaptive value of individual strategies under different conditions is an important topic when studying foraging

strategies since they allow us to infer resilience in the face of future environmental change. In our study, the different specializations of strategies are consistent with prey species found in the diet of the Galápagos sea lions (Páez-Rosas and Auriol-Gamboa 2014). Benthic fish, which are mainly targeted by benthic divers, often have lower lipid content (Anthony et al. 2000), and their higher distribution can result in less efficient foraging compared to hunting pelagic schooling fish (Costa and Gales 2003; Chilvers and Wilkinson 2009). Benthic divers might, therefore, face a disadvantage compared to strategies specializing on pelagic fish if the environment is stable. However, the Galápagos islands are exposed to annual changes in sea surface temperature and to unpredictable weather events such as El Niños. The resultant exceptionally high sea surface temperatures with low marine primary productivity causes severe shifts in prey availability (Feldman et al. 1984; Trillmich and Limberger 1985). Fish species with low site fidelity, such as most pelagic fish, often leave to seek other feeding grounds (Arntz et al. 1991), while fish species with higher site fidelity, such as many benthic fish species, are less able to (Miller and Sydeman 2004). Under such conditions of higher sea surface temperature during El Niño events, benthic divers might have an advantage over animals specialized on pelagic fish species. Benthic divers might, therefore, follow a risk-averse foraging strategy, targeting reliable but possibly low-yield environments. With climate change, El Niño events are expected to occur more regularly and to become more extreme (Trenberth and Hoar 1997; but see Cobb et al. 2013). Knowledge of the coping capability of different strategies might allow us to model population dynamics in more detail, producing information needed for the management of this endangered species in addition to traditional methods, such as the establishment of protected areas based on the identified foraging habitat (Ventura et al. 2019).

On the whole, we could demonstrate the advantages of our new combination of analysis approaches over traditional approaches to identify and describe foraging strategies in a marine predator in great detail. These new insights into the behavior of Galápagos sea lions at sea may help derive possible adaptive consequences of these strategies. Our results represent a milestone in the study of foraging strategies of Galápagos sea lions and their ecological niche. We also demonstrate the importance of a multivariate approach using high-resolution data to identify foraging strategies in predators and to address individual differences to better describe and understand their ecological diversity.

Acknowledgements This publication is contribution number 2381 of the Charles Darwin Foundation for the Galápagos Islands. We are continually grateful for the many hours of work put in by field assistants, Fritz Trillmich, Friederike Zenth and Jennifer Pohle, for the productive discussions and valuable input, and to the Galápagos National Park for logistical support.

Author's contribution statement JS, ED and OK conceived the study; JS and SM conducted data analyses, OK acquired long-term funding, JS drafted the manuscript; all authors edited the manuscript and approved submission.

Funding Open Access funding enabled and organized by Projekt DEAL. This work was supported by grants from the German Research Foundation (Deutsche Forschungsgemeinschaft TR 105/18-1 and 18–2; KR 2089/10-1) and Bielefeld University. J.S. was supported by a scholarship of the German National Scholarship Foundation.

Availability of data and material The dataset used during the current study is available from the corresponding author on reasonable request. A sample dataset and code are provided in the Electronic Supplementary Material.

Compliance with ethical standards

Competing interests We declare we have no competing interests.

Ethics All procedures were in accordance with the ethics committee standards of Bielefeld University and approved by the Galápagos National Park (research permits PC-47-17/addendum, PC-74-18, and PC-94-19). We followed all applicable national guidelines for the care and use of wild animals.

Open Access This article is licensed under a Creative Commons Attribution 4.0 International License, which permits use, sharing, adaptation, distribution and reproduction in any medium or format, as long as you give appropriate credit to the original author(s) and the source, provide a link to the Creative Commons licence, and indicate if changes were made. The images or other third party material in this article are included in the article's Creative Commons licence, unless indicated otherwise in a credit line to the material. If material is not included in the article's Creative Commons licence and your intended use is not permitted by statutory regulation or exceeds the permitted use, you will need to obtain permission directly from the copyright holder. To view a copy of this licence, visit <http://creativecommons.org/licenses/by/4.0/>.

References

- Andes N (1989) Jackknife and bootstrap estimates for cluster validation: Examples using US occupations. *Bull Sociolog Methodol Bull de Méthodologie Sociologique* 25(1):29–43
- Anthony JA, Roby DD, Turco KR (2000) Lipid content and energy density of forage fishes from the northern Gulf of Alaska. *J Exp Mar Biol Ecol* 248(1):53–78
- Arntz W, Pearcey WG, Trillmich F (1991) Biological Consequences of the 1982–83 El Niño in the Eastern Pacific. In *Pinnipeds and El Niño* (pp. 22–42). Springer, Berlin, Heidelberg.
- Baylis AMM, Orben RA, Arnould JPY, Peters K, Knox T, Costa DP, Staniland IJ (2015) Diving deeper into individual foraging specializations of a large marine predator, the southern sea lion. *Oecologia* 179:1053–1065
- Bolnick DI, Svanbäck R, Fordyce JA, Yang LH, Davis JM, Hulsey CD, Forister ML (2003) The ecology of individuals: incidence and implications of individual specialization. *Am Nat* 161(1):1–28
- Camprasse EC, Sutton GJ, Berlincourt M, Arnould JP (2017) Changing with the times: little penguins exhibit flexibility in foraging behaviour and low behavioural consistency. *Mar Biol* 164(8):169
- Ceia FR, Ramos JA (2015) Individual specialization in the foraging and feeding strategies of seabirds: a review. *Mar Biol* 162(10):1923–1938
- Chilvers BL (2008) Foraging site fidelity of lactating New Zealand sea lions. *J Zool* 276(1):28–36
- Chilvers BL, Wilkinson IS (2009) Diverse foraging strategies in lactating New Zealand sea lions. *Mar Ecol Prog Ser* 378:299–308
- Cleasby IR, Wakefield ED, Bodey TW, Davies RD, Patrick SC, Newton J, Hamer KC (2015) Sexual segregation in a wide-ranging marine predator is a consequence of habitat selection. *Mar Ecol Prog Ser* 518:1–12
- Cobb KM, Westphal N, Sayani HR, Watson JT, Di Lorenzo E, Cheng H, Charles CD (2013) Highly variable El Niño–Southern Oscillation throughout the Holocene. *Science* 339(6115):67–70
- Costa DP, Gales NJ (2003) Energetics of a benthic diver: seasonal foraging ecology of the Australian sea lion *Neophoca cinerea*. *Ecolog Monographs* 73(1):27–43
- Costa DP, Kuhn CE, Weise MJ, Shaffer SA, Arnould JP (2004) When does physiology limit the foraging behaviour of freely diving mammals? In *International Congress Series* (Vol. 1275, pp. 359–366). Elsevier
- Dellinger T, Trillmich F (1999) Fish prey of the sympatric Galapagos fur seals and sea lions: seasonal variation and niche separation. *Can J Zool* 77(8):1204–1216
- DeRango EJ, Schwarz JFL (2021) Pinniped personality, or consistent individual differences. In: *Ethology and behavioral ecology of otariids*. (Campagna C, Harcourt R (eds.), Springer, Cham, in press
- Dragon AC, Bar-Hen A, Monestiez P, Guinet C (2012) Horizontal and vertical movements as predictors of foraging success in a marine predator. *Mar Ecol Prog Ser* 447:243–257
- Feldman G, Clark D, Halpern D (1984) Satellite color observations of the phytoplankton distribution in the eastern equatorial Pacific during the 1982–1983 El Niño. *Science* 226(4678):1069–1071
- Gallon S, Bailleul F, Charrassin JB, Guinet C, Bost CA, Handrich Y, Hindell M (2013) Identifying foraging events in deep diving southern elephant seals, *Mirounga leonina*, using acceleration data loggers. *Deep Sea Res Part II* 88:14–22
- Heerah K, Hindell M, Guinet C, Charrassin JB (2014) A new method to quantify within dive foraging behaviour in marine predators. *PLoS ONE* 9(6):e99329
- Hennig C, Meila M, Murtagh F, Rocci R (eds) (2015) *Handbook of Cluster Analysis*. CRC Press, Boca Raton
- Hoelzel AR, Dorsey EM, Stern SJ (1989) The foraging specializations of individual minke whales. *Anim Behav* 38:786–794
- Jeglinski JW, Werner C, Robinson PW, Costa DP, Trillmich F (2012) Age, body mass and environmental variation shape the foraging ontogeny of Galápagos sea lions. *Mar Ecol Prog Ser* 453:279–296
- Jeglinski JW, Goetz KT, Werner C, Costa DP, Trillmich F (2013) Same size–same niche? Foraging niche separation between sympatric juvenile Galápagos sea lions and adult Galápagos fur seals. *J Anim Ecol* 82(3):694–706
- Jeglinski JWE, Wolf JBW, Werner C, Costa DP, Trillmich F (2015) Differences in foraging ecology align with genetically divergent ecotypes of a highly mobile marine top predator. *Oecologia* 179(4):1041–1052
- Kernaléguen L, Cazelles B, Arnould JP, Richard P, Guinet C, Cherel Y (2012) Long-term species, sexual and individual variations in foraging strategies of fur seals revealed by stable isotopes in whiskers. *PLoS ONE* 7(3):e32916
- Kernaléguen L, Arnould JPY, Guinet C, Cherel Y (2015) Determinants of individual foraging specialization in large marine vertebrates, the Antarctic and subantarctic fur seals. *J Anim Ecol* 84:1081–1091
- Kernaléguen L, Dorville N, Ierodiaconou D, Hoskins AJ, Baylis AM, Hindell MA, Arnould JP (2016) From video recordings to whisker

- stable isotopes: a critical evaluation of timescale in assessing individual foraging specialisation in Australian fur seals. *Oecologia* 180(3):657–670
- Kuhn CE, Ream RR, Sterling JT, Thomason JR, Towell RG (2014) Spatial segregation and the influence of habitat on the foraging behavior of northern fur seals (*Callorhinus ursinus*). *Can J Zool* 92(10):861–873
- Lowther AD, Harcourt RG, Hamer DJ, Goldsworthy SD (2011) Creators of habit: foraging habitat fidelity of adult female Australian sea lions. *Mar Ecol Prog Ser* 443:249–263
- Lowther AD, Harcourt RG, Page B, Goldsworthy SD (2013) Steady as he goes: at-sea movement of adult male Australian sea lions in a dynamic marine environment. *PLoS ONE* 8:e74348
- Luque SP (2007) Diving behaviour analysis in R. *R News* 7(3):8–14
- McClintock BT, London JM, Cameron MF, Boveng PL (2017) Bridging the gaps in animal movement: hidden behaviors and ecological relationships revealed by integrated data streams. *Ecosphere* 8(3):e01751
- McClintock BT, Langrock R, Gimenez O, Cam E, Borchers DL, Glenzie R, Patterson TA (2020) Uncovering ecological state dynamics with hidden Markov models
- McHuron EA, Robinson PW, Simmons SE, Kuhn CE, Fowler M, Costa DP (2016) Foraging strategies of a generalist marine predator inhabiting a dynamic environment. *Oecologia* 182(4):995–1005
- McHuron EA, Hazen E, Costa DP (2018) Constrained by consistency? Repeatability of foraging behavior at multiple timescales for a generalist marine predator. *Mar Biol* 165:122
- Miller AK, Sydeman WJ (2004) Rockfish response to low-frequency ocean climate change as revealed by the diet of a marine bird over multiple time scales. *Mar Ecol Prog Ser* 281:207–216
- Nelson JS, Grande TC, Wilson MV (2016) *Fishes of the World*. John Wiley & Sons, Inc., Hoboken, New Jersey
- Páez-Rosas D, Aurióles-Gamboa D (2010) Alimentary niche partitioning in the Galapagos sea lion *Zalophus wollebaeki*. *Marine Biol* 157(12):2769–2781
- Páez-Rosas D, Aurióles-Gamboa D (2014) Spatial variation in the foraging behaviour of the Galápagos sea lions (*Zalophus wollebaeki*) assessed using scat collections and stable isotope analysis. *J Marine Biol Assoc United Kingdom* 94(6):1099
- Páez-Rosas D, Villegas-Amtmann S, Costa D (2017) Intraspecific variation in feeding strategies of Galápagos sea lions: A case of trophic specialization. *PLoS ONE* 12:e0185165
- Patrick SC, Bearhop S, Bodey TW, Grecian WJ, Hamer KC, Lee J, Votier SC (2015) Individual seabirds show consistent foraging strategies in response to predictable fisheries discards. *J Avian Biol* 46:431–440
- Patterson TA, Parton A, Langrock R, Blackwell PG, Thomas L, King R (2017) Statistical modelling of individual animal movement: an overview of key methods and a discussion of practical challenges. *AStA Adv Stat Anal* 101(4):399–438
- Peig J, Green AJ (2009) New perspectives for estimating body condition from mass/length data: the scaled mass index as an alternative method. *Oikos* 118(12):1883–1891
- Pohle J, Langrock R, van Beest FM, Schmidt NM (2017) Selecting the number of states in hidden Markov models: Pragmatic solutions illustrated using animal movement. *J Agric Biol Environm Stat* 22(3):270–293
- Polis G (1984) Age structure component of niche width and intraspecific resource partitioning: can age groups function as ecological species. *Am Nat* 123:541–564
- Qasem L, Cardew A, Wilson A, Griffiths I, Halsey LG, Shepard EL, Wilson R (2012) Tri-axial dynamic acceleration as a proxy for animal energy expenditure; should we be summing values or calculating the vector? *PLoS ONE* 7(2):e31187
- Réale D, Reader SM, Sol D, McDougall PT, Dingemanse NJ (2007) Integrating animal temperament within ecology and evolution. *Biol Rev* 82(2):291–318
- Schoener TW (1971) Theory of feeding strategies. *Annu Rev Ecol Evol Syst* 2:369–404
- Sih A, Bell A, Johnson JC (2004) Behavioral syndromes: an ecological and evolutionary overview. *Trends Ecol Evol* 19(7):372–378
- Skúlason S, Smith TB (1995) Resource polymorphisms in vertebrates. *Trends Ecol Evol* 10:366–370
- Sumner MD (2011) The Tag Location Problem. Ph.D. thesis, University of Tasmania
- Trenberth KE, Hoar TJ (1997) El Niño and climate change. *Geophys Res Lett* 24(23):3057–3060
- Trillmich F, Limberger D (1985) Drastic effects of El Niño on Galápagos pinnipeds. *Oecologia* 67(1):19–22
- Trillmich F, Wolf JB (2008) Parent–offspring and sibling conflict in Galápagos fur seals and sea lions. *Behav Ecol Sociobiol* 62(3):363–375
- Trillmich F, Jeglinski JWE, Meise K, Piedrahita P (2014) The Galapagos sea lion: adaptation to spatial and temporal diversity of marine resources within the archipelago. In: Denckinger J, Vinuela L (eds) *The Galapagos Marine Reserve*. Springer, Berlin, pp 61–70
- Trillmich F, Meise K, Kalberer S, Mueller B, Piedrahita P, Pörschmann U, Krüger O (2016) On the challenge of interpreting census data: insights from a study of an endangered pinniped. *PLoS ONE* 11(5):e0154588
- Urquía DO, Páez-Rosas D (2019) $\delta^{13}C$ and $\delta^{15}N$ values in pup whiskers as a proxy for the trophic behavior of Galapagos sea lion females. *Mammal Biol* 96:28–36
- van Beest FM, Mews S, Elkenkamp S, Schuhmann P, Tsolak D, Wobbe T, Langrock R (2019) Classifying grey seal behaviour in relation to environmental variability and commercial fishing activity – a multivariate hidden Markov model. *Sci Rep* 9(1):1–14
- Ventura F, Matthiopoulos J, Jeglinski JW (2019) Minimal overlap between areas of high conservation priority for endangered Galapagos pinnipeds and the conservation zone of the Galapagos Marine Reserve. *Aquatic Conserv Marine Freshwater Ecosys* 29(1):115–126
- Villegas-Amtmann S, Costa DP (2010) Oxygen stores plasticity linked to foraging behaviour and pregnancy in a diving predator, the Galápagos sea lion. *Funct Ecol* 24(4):785–795
- Villegas-Amtmann S, Costa DP, Tremblay Y, Tremblay Y, Salazar S, Aurióles-Gamboa D (2008) Multiple foraging strategies in a marine apex predator, the Galápagos sea lion *Zalophus wollebaeki*. *Mar Ecol Prog Ser* 363:299–309
- Violle C, Enquist BJ, McGill BJ, Jiang LIN, Albert CH, Hulshof C, Messier J (2012) The return of the variance: intraspecific variability in community ecology. *Trends Ecol Evol* 27(4):244–252
- Volpov BL, Rosen DA, Trites AW, Arnould JP (2015) Validating the relationship between 3-dimensional body acceleration and oxygen consumption in trained Steller sea lions. *J Comp Physiol B* 185(6):695–708
- Weise MJ, Costa DP (2007) Total body oxygen stores and physiological diving capacity of California sea lions as a function of sex and age. *J Exp Biol* 210(2):278–289
- Wilson DS (1998) Adaptive individual differences within single populations. *Philos Trans R Soc Lond B Biol Sci* 353(1366):199–205
- Wilson AD, Godin JGJ (2009) Boldness and behavioral syndromes in the bluegill sunfish *Lepomis macrochirus*. *Behav Ecol* 20(2):231–237
- Zucchini W, MacDonald IL, Langrock R (2016) *Hidden Markov Models for Time Series: An Introduction Using R*. CRC Press, Boca Raton, USA