

Pinto, María; Fernández-Pascual, Rosaura; Caballero-Mariscal, David y Sales, Dora (2020) "Information literacy trends in higher education (2006–2019): visualizing the emerging field of mobile information literacy". *Scientometrics*, 124(2), pp. 1479-1510.

Article first published online: May 25, 2020

DOI: <https://doi.org/10.1007/s11192-020-03523-4>

Print ISSN: 0138-9130

Online ISSN: 1588-2861

Information Literacy Trends in Higher Education (2006-2019): Visualizing the Emerging Field of Mobile Information Literacy

María Pinto

Faculty of Information Science. University of Granada (Spain)

Rosaura Fernández-Pascual

Faculty of Economic and Business Sciences. University of Granada (Spain)

David Caballero-Mariscal

Department of Humanities and Social Sciences. University of Granada (Spain)

Dora Sales

Department of Translation and Communication. University Jaume I, Castellón (Spain)

Abstract

The thematic evolution of research on Mobile Information Literacy (MoIL) between 2006 and 2019 in the field of Information Literacy, learning and mobile technologies is analysed in an international context. For this purpose, the relevant bibliographic references from five databases (ERIC, LISA, LISTA, Scopus and WOS) were retrieved. To systematize the keywords, high dimensionality is reduced by means of a term-based process. Fields, topics, sub-topics and top terms are defined. The main top-terms and their relationships are analysed applying the fractional counting methodology using VOSViewer software. Fifteen major themes were set, which were grouped into six clusters to identify the main thematic trends during the period under review: IL & e-learning, Mobile devices & competencies, Ethics, Library & e-resources, Educational technology and Technological environment. The convergence of IL and e-learning, the growth of e-literacy, the increasing relationship between mobile devices and information competencies, as well as that of libraries and e-resources, are thus detected. In conclusion, there is evidence of a growing interdisciplinarity in the scientific publications on Mobile Information Literacy, which interrelates the studies of information and digital literacy with e-learning and mobile technologies.

Keywords

Information literacy, e-learning, e-literacy, mobile learning, mobile devices, mobile information literacy, research trends, bibliometric studies, term-based method, cluster analysis, visualization.

Introduction

In the world of information science (IS), domain analysis has emerged as a new front of research concerning discourse communities. It represents a shift in the view of knowledge that stress its “social, ecological, and content-oriented nature.” (Hjørland and Albrechtsen, 1995: 400). Initially seen as a rather compilatory work, domain analysis is now recognized as a proper method of research: “it is really important to know the most important information sources in one or more domains at a rather detailed level, [since] it has a strong relevance for practical information work” (Hjørland, 2002: 425). As a “set of techniques for identifying a specified knowledge base” (Smiraglia, 2015: 602), this methodological paradigm enhances the psychological, socio-linguistic, and sociological perspective of science. At the same time, it attempts to establish the basis of the scientific domains employing factors that are external to the users' subjective viewpoint. In any case, domain analysis is a widely recognized and appropriate-to-any-field method of research, regardless of its nature and size.

In the arena of IS, several different approaches to the domain analytic view have emerged. Among them bibliometric studies stand out as one of the most comprehensive attempts, becoming “popular to make bibliometric maps or visualizations of scientific areas based on co-citation analysis.” Factors that may “influence the outcome of such a map in a systematic fashion” are next: the databases and documents that form its empirical basis; the citation behaviour of the authors; the easiness/difficulty of the own research process; and author's popularity in the domain (Hjørland 2002, p. 432-3-5). Despite this complexity, there is a strong accord supporting the bibliometric approach, along with the so-called bibliometric visualization, as a means to perform the analysis and visualization of large scientific domains using

bibliometric indicators (Vargas Quesada 2005). As stated by Gutierrez Castanha and Wolfram (2018: 13), this increasing trend “represents a foundational area of information science.”

Within the lively and evolving field of IS, an incipient sub-domain with great possibilities for progress, that of Mobile Information Literacy (MoIL), in the convergence of information literacy (IL) and mobile learning, is emerging. In this regard, the application of domain analysis would be the first step toward MoIL’s conceptual framework as an academic domain in higher education (HE). There are no previous studies specifically addressing this emerging field. The overall objective consists of providing a first drawing of the MoIL’s uncharted territory. This, in turn, leads to the following specific objectives:

- Identifying the main issues, topics, subtopics, and top terms involved in MoIL’s framework, as well as its evolution 2006-2019.
- Detecting main MoIL’s research trends
- Visualizing MoIL’s specific lines of research and its interrelations

Literature review

Facing the literature review, we suggest two differentiated sets. While the one is about bibliometric and information visualization studies, the other relates to the concepts of IL and mobile learning which are involved in MoIL.

Bibliometric and information visualization studies

Bibliometric studies are particularly relevant in the field of IS and more specifically with regard to IL, given the significant evolution of Digital Literacy and Mobile Information Literacy. Hjørland (2013: 1313) argues: “knowledge organization (KO) and bibliometrics have traditionally been seen as separate subfields of library and information science”. In the last few decades, the organization of information has

shown significant interest in the visualization of scientific domains. The different forms of visualization represent a privileged instrument for the analysis and dissemination of information. They would allow the identification of the most relevant bibliometric aspects of the area to be analysed, together with the networks and relations that exist among them: co-citation, co-occurrence and co-authorship (Van Eck and Waltman 2014). A series of different techniques and instruments such as maps, clusters, graphs and diagrams (Yang, Wu and Cui 2012) can be used to simplify the knowledge (Small 1999). Within the field of IS these structures are crucial. "Traditionally the bibliometric method is being used in librarianship and Information science field to analyse the citation characteristics, content analysis etc., but nowadays it is widely being used for measuring country scientific performance, Institutional research performance, authors impact over a period of time, global and institutional collaboration" (Trivedi, 2019: 3).

The three fundamental approaches to visualization are based on distances, graphs and timelines (Van Eck and Waltman 2014). Most of them are used to subsume complex terminological structures into simple units of analysis, interpretation, relationship and hierarchy. In this respect, Hjørland (2000) and Hjørland and Albrechtsen (1995: 400) refer to a relationship paradigm called "domain-analysis", which is based on the analysis of areas or domains of knowledge. Another important aspect of this methodology is its tendency toward objectivity. As stated by Yoon, Lee and Lee (2010: 803), knowledge maps are "a novel and exceptional technique for enhancing the applicability of bibliometric analysis."

Information visualization and the use of maps are intrinsically linked to bibliometric analysis. Novak et al. (2004: 213) stress that conceptual maps are a "form of visual representation of resulting knowledge structures". Conceptual maps are based on the analysis of co-occurrences of the keywords that represent the cognitive structures of documents (Glänzel 2001). According to O'Donnell, Dansereau and Hall (2002: 71-72), knowledge maps are "node-link representations in which ideas are located in nodes and connected to their related ideas through a series of labeled links."

An important but under-addressed problem is the decision regarding which keywords should be retained/considered as objects of analysis. In previous studies, researchers have mainly focused on identifying research topics (for example, research theme clustering and network community discovery) and interpreting the results. Less attention has been paid to the process of selecting appropriate keywords for future analysis. Popular keywords are usually considered important and are selected on the base of frequency or centrality-based network measures, both of which have been proven to choose similar keywords (Choi, Yi and Lee 2011). Innovative approaches for mapping science via associated bibliometric techniques have been considered in Zhang et al. (2014), who propose a method to clean noisy terms, and Zhang et al. (2017), to derive term-based method to visualize the relationships among scientific topics from the construction of a simulated data streaming function.

One of the first bibliometric studies on the visualization of information (Zhao and Logan 2002) focused on analysing different thematic areas, especially based on the XML language. This work provides clear evidence of the incorporation of technologies and the web for searching for data and the analysis of citations.

Other studies address related periods and similar lines. For instance, Milojević, Sugimoto, Yan and Ding (2011: 1933) conducted both a bibliometric and a scientometric analysis of the words in the titles of papers within the field of LIS (Library and Information Science). These authors established three hierarchical fundamental clusters: Information Literacy, Libraries, and Information Seeking Behaviour.

Of special interest is the analysis of keywords conducted by Chang and Huang (2012), regarding the dominance of LIS over the last three decades, characterized by the growing rise in multidisciplinary, with authors and scientific productions that cover a range of disciplines related to LIS: computer science, economics, general science, education and medicine.

Another notable bibliometric analysis focuses on scientific production in LIS over the period from 1978 to 2015, based on the 92,000 references in the LISA

database (García Figuerola, García Marco and Pinto 2017). The statistical technique of topic modelling and the Latent Dirichlet Allocation (LDA) method was used for this purpose. The quantitative results reveal the existence of nineteen important topics that can be grouped into these four clusters: processes, information technologies, libraries, and applied (specialized) information.

Mishra and Jena (2017: 63) highlight the considerable increase in bibliometric and scientometric studies in recent years, together with their visualization, as it is a useful and systematic methodology with which to “measure scientific progress in many disciplines”. However, taking into account both trends and perspectives, we did not find any conceptual studies focused on the analysis of words from two currently significant domains within the LIS framework -IL and its subsidiary Digital Literacy-.

Along the same lines, Pinto, Escalona and Pulgarín (2014) used the scientific production on Information Literacy contained in WOS to analyse the results of IL in several disciplines belonging to both Health and Social Sciences, and highlighted the growth of inter- and multidisciplinary. Likewise, Pinto (2015) analyses and visualises the international scientific production on the evaluation of IL in higher education, using co-word analysis and its mapping through visualisation techniques.

The study of Shen, Xiong and Hu (2017) focuses on patterns, frequencies and concurrences in the research on information behaviour and information competence over the past three decades in China. The study is of particular interest because, using visualization techniques, it projects the evolution of IL over an extended period, including the moving trends of recent years. However, it does not directly address the intersection between IL and ML in any way.

In the work by Liao et al. (2018), while addressing the visualization technique and the issue of terminological concurrence of keywords and citation frequency, the authors focus on the specific field of medical science, and deal with the relevance of big data.

The analysis carried out by Stopar and Bartol (2019) is based on a mapping of trends in IL and Computer Skills, establishing the relationships between the terms in the impact publications of recent years in the field of secondary education. The authors concluded that there are relationships between the terms. If we consider the journals published in WOS, the order of frequency of terminology would be: WOS, Education and Educational Research, as the main field of study; followed by Computer Science, Information Science and Library Science. In any case, this research does not address Mobile Information Literacy, which is a topic of interest at present.

The research developed by Chen, Cheng and Hao (2019) includes visualization and mapping techniques to express the results of the relationship between education and technology. To do this, the authors focus on a long period of four decades, and use exclusively the journal *Computer and Education*, which is a top publication in the field. Although it handled a large number of articles (almost four thousand), the study adheres to a single, high-impact journal. The results yielded interesting data. Firstly, the incidence of the top terms that converge most frequently: interactive learning environment, teaching/learning strategies, pedagogical aspects, and computer assisted communication. Secondly, after this exhaustive study, the authors propose the need to investigate further the issue of the relationship between information and mobile learning and between IL and the use of technologies.

Mobile Information Literacy (MoIL)

The other factor to be considered in the literature review is related to the new **Mobile Information Literacy** domain (MoIL), which is being subtly introduced into the new information environments. This domain is based above all on the continuous evolution of IL and mobile learning (ML). The convergence of the two domains is a growing reality of which there is an increasing amount of evidence. Thus, Vassilakaki (2014) explains the need to include mobile technology in the university library, due to

its advantages and adaptation to the new needs of users. It also underlines its usefulness, accessibility and ubiquity. These elements will become a constant in subsequent literature referring to both mobile education and MoIL. Briz-Ponce, Juanes-Méndez and García-Peñalvo (2016) underline all these elements, also contextualizing MoIL as part of the process of new trends in information literacy, closely related to mobile technologies.

Some relevant studies have underscored this convergence, as well as the change of paradigm in IL toward MoIL. In this vein, a research of special interest is the study conducted by Parsazadeh, Ali and Rezaei (2018), which shows the confluences between the acquisition of IL and the academic use of mobile devices. This empirical study found that an adjusted application could increase the acquisition of IL, through cooperative work. It would deal, as a central issue, with MoIL, converging also with another aspect of great relevance: the assessment of competencies.

The study of Hamidi and Chavoski (2018) is of significant interest. In addition to measuring the practical effects of the implementation of mobile technology on university students in technical studies, theoretical implications for its implementation are taken into account. Hence, the acquisition of information skills in an agile and effective way in university students is highlighted. Utility, culture of use, applicability, together with context and personal capabilities, affect an optimal use of the mobile for the acquisition of MoIL.

The study developed by Al-Daihani (2018) which measures the attitudes of undergraduate students towards the use of mobile phones to access and select information, is in a similar vein. This empirical study (focused on social science students) shows competence in the use of mobile technology and its usefulness. However, these skills are high in everyday use for intercommunication, networking and leisure. Therefore, measures should be implemented that help to influence the use of the mobile phone for informational academic purposes. Taking MoIL as a central

theme, but from the perspective of university library information professionals, two outstanding studies should be noted. On the one hand, Elahi, Islam and Begum (2018) underline, after an extensive quantitative study, that ubiquity, immediate access and time availability are an advantage for information access and retrieval. However, the training of students, teachers and information professionals should be improved, and there is good will on the part of all the groups towards MoIL. Academic information search and the development of informational competencies through mobile phones are highlighted, as priority needs. In fact, Mierzecka (2018) emphasises these needs, in her review paper, analysing students' needs of MoIL and the functioning and tools offered by the university academic library. The author determines that the functional changes produced respond to new needs and abilities on the part of the student body. Therefore, in coordination with teachers, libraries should continue to adapt to this context.

One of the most recent studies has been carried out by Kwasitsu and Chiu (2019). In relation to mobile teaching and its confluence with MoIL, the authors conducted an empirical study on university students. They noted both the unpredictable nature of student attitudes and a decrease in the use of libraries for access to information. The convergence between fields reflects the need to take into account their interconnection, together with the development of guidelines that contribute to coordination and cooperation between fields and agents.

Material and methods

This research is based essentially on five international databases, of high relevance in the fields of Librarianship, Information Science, Education and Educational Technology: two of which are interdisciplinary, namely Scopus and Web of Science (WOS); two are specialized in the field of IL, namely Library & Information Science Abstracts (LISA) and Library, Information Science and Technology Abstracts (LISTA);

and the fifth is specific to the field of Education: Education Resources Information Center (ERIC).

Most of the work carried out on these five databases has dealt with keywords, although the titles and abstracts of papers have also been downloaded, always using documents in English.

The phases involved in this work are the following:

- Selective search in these five international databases and creation of the MoIL database.
- Analysis and normalization of the retrieved references, carried out by experts.
- Selection of the terms included in the analysis: labelling keywords. A categorization was performed to unify keywords, given the high degree of proximity or overlapping among the original terms.
- Statistical analysis, selection and counting of frequencies.
- Visualization of results, including spatial (density) and thematic (clusters) views using VOSViewer software.

Selective search and creation of MoIL database

As stated previously, the search was carried out on a series of international databases -Scopus, WOS, LISA, LISTA and ERIC- as they are relevant and appropriate for the subject of Information Science, and especially in relation to IL, Education, and MoIL. Inclusion and exclusion criteria were defined to formalize the search strategy. The inclusion criteria were: only papers published in peer-reviewed journal, and conference proceedings; papers published between 2006 and November 2019 on the topic defined in the search strategy; only in English. The exclusion criteria used were: general studies on IL, learning and Mobile learning, books and doctoral theses were excluded. Applying these criteria, the following search equation was used:

TITLE-ABS-KEY ("information literac"ORmetaliteracyOR"digitalliterac*"OR"informationcompetenc*" OR"digitalcompetenc*"OR"mobileliterac*") AND TITLE-ABS-KEY ("online learning"OR "e-Learning" OR "ubiquitouslearning"OR"mobiletelephone"OR"cell* phone"OR"learningsmartphone"OR"mobilelearning"OR"mobile training") AND TITLE-ABS-KEY (universit* OR college OR "higher education") AND PUBYEAR2006-2019*

Initially the search returned 561 hits. Duplicates were filtered out and each reference was subjected to the lexical analysis required to normalize the characters

(upper / lower case, diacritics) and authorship, as well as to remove empty words. The MoIL database was created with a final documentary corpus of 428 records from the following sources: WOS (6%), ERIC (12%), LISA (26%), LISTA (28%) and SCOPUS (29%). The references included journal papers (83.2%) and conference proceedings (16.8%). Annex 1 shows a sample of database.

Analysis and normalization

Each reference in the MoIL database contained the following elements: title, authors, year of publication, publishing house, abstract, descriptors, external links, and document typology. To represent the records of the sample, a total of 3158 keywords, or content indicators, were downloaded. They were introduced into a terminology bank so that they could be analysed and normalized, following the criteria of an interdisciplinary group of experts (faculty and researchers from the areas of Human and Social Sciences). These experts refined the terminological corpus by checking for spelling mistakes, repetitions, synonyms (syntactic, semantic and graphic levels) and thus work with a secure, coherent, and normalized database. The filter also included the revision of ambiguities derived from the use of upper and lower case letters or the presence of hyphens joining characters, to be reviewed at a later stage. As a result, the initial corpus was reduced to 814 keywords.

Selection of fields-terms

The characterization carried out with the terminological corpus was a complex task (Arum and Roksa 2008). In line with Newman and Block (2006) and McCallum (2002), who state that the best way to choose the number of topics is human judgment, the group of experts in different areas of knowledge (specifically: Information Science, Education, Translation, Statistics, and Anthropology) that have developed the present paper worked on the definition of the topics and top-terms, based on an in-depth review of the records in the MoIL database.

The steps followed to standardize keywords are shown in Figure 1. In order to reduce the high dimensionality of the terms, a term-clumping process was used to

group keywords (Zhang et al. 2014). To compare textual units using measures of similarity, neighbouring terms, according to criteria of lexical proximity, synonymy and/or different spelling, were associated to the first, thereby reducing redundancy and heterogeneity until just 11% (90/814) of the keywords were preserved. The keywords with highest prevalence were selected to represent the resulting groups. These were called top terms.

Four levels of depth were distinguished: field, topic, subtopic and top term. In order to identify the principal research topics within the field of *MoLL*, the experts considered these four main fields: *Digital Literacy*, *Information Literacy*, *Instruments and Methods* and *Teaching-learning process*, and a miscellanea field (M) for terms that were not directly related to the research topic. At a second level, 15 topics, 47 subtopics and 90 top terms were detected, to which the 814 normalized keywords were associated (Figure 1).

Data pre-processing				Identification/knowledge experts			
Records retrieval	Records cleaning	Keywords retrieval	Keywords cleaning	Top terms	Subtopic	Topic	Field
561	428	3158	814	90	47	15	4

Figure 1: Processing/categorization sequence

Statistical analysis

The statistical analysis was developed in two approaches: In the first, the terminological corpus was then performed to establish the frequencies of the keywords; the distribution of the terms analysed was obtained, and the time evolution over the period 2006-2019 was studied (Monroy and Diaz 2018).

In the second approach, topic-modelling algorithms consist of statistical techniques for describing the topics and the top terms discussed in the documents, and the subsequent construction of a specific collection of documents. Firstly, a statistical

analysis of the keywords in the documents was performed to get an overview of the general structure and, secondly, the density map and the network of co-occurring words are considered in order to detect the main topics discussed, as well as their relationship and evolution over time (Blei 2012).

A word co-occurrence analysis providing a similarity matrix (Hu, Hu, Deng and Liu 2013) was carried out to represent the empirical relationships existing among the keywords from the documentary corpus under study, normalized to 90 top terms. This made it possible to identify, in a two-dimensional space, emerging areas of research and the composition of different scientific domains.

The VOSviewer software package that has been developed for constructing and viewing a bibliometric map was employed. Thus, the top terms can be clustered using the VOS mapping technique and a weighted and parameterized variant of modularity-based clustering (Newman and Girvan 2004), which rely on similar underlying principle (Yan, Ding and Jacob 2012).

As a result, two types of distance-based maps in which the distance between two items/nodes gives an approximate indication of their relatedness (Van Eck and Waltman 2010), are provided:

- a) In the density view, the colour of a point in a map is associated to its item density and the size of the label increases with the weight of the item. By default, colours range from blue–green to a yellow scheme: Blue relates to the lowest item density (small number of items in the neighbourhood of a point and low weights of the neighbouring items) and yellow relates to the highest item density (large number of items in the neighbourhood of a point and high weights of the neighbouring items).
- b) The network/cluster density view is created using the VOS clustering technique, where the item density of a point in a map is calculated separately for each cluster (Waltman, Van Eck and Noyons 2010). Then, a two-step process assigns each

item to a cluster, considering a weighted average of the colours and the background colour (black or white) of the cluster density view.

Findings

The overall distribution of the keywords in the four fields is shown below (Table 1). The higher incidence of keywords related to the field of the *teaching-learning process* stands out against the lower frequency in *digital literacy* and *instrument and methods*. The decision was made to discard the *miscellanea* field because it contained keywords that are not directly related to our area of study.

Field	Frequency	Percentage
A. Digital Literacy	292	12%
B. Information Literacy	763	30%
C. Instruments and Methods	184	7%
D. Teaching-learning process	1282	51%
<i>Total included</i>	2521	100%
M. Miscellanea	637	
Total	3158	

Table 1: Keywords by field

A two-step analysis was performed: First, the incidence at the four levels analysed (field, topic, subtopic, and top term) is provided. Then, fractionalization-based analysis techniques “for normalizing the matrix of co-occurrences” (Eck and Waltman 2009) were used to visualize the specific lines of research and assess the interrelations present in the scientific production analysed.

The topics and subtopics obtained were grouped in the four fields considered (Tables 2–5). Tables 1A-4A in the Annex 2 show the allocation of the keywords from the initial documentary corpus to the 90 top terms considered.

Field	Topic	Subtopic	N
Digital Literacy	<i>Computer Skills</i>	Computer Assisted Instruction	53
		Computer Skills	13
		Information and Communication Technology	75
		<i>Total</i>	141
	<i>e-Literacy</i>	Digital Literacy	55
		e-Literacy	29

	Online Information Services	67
	<i>Total</i>	141
Total		292

Table 2: Topics and subtopics within the field of Digital Literacy

Field	Topic	Subtopic	N
Information Literacy	<i>Academic Library</i>	Librarian	66
		Library Instruction	44
		Library Services	124
		Library User Training	174
		<i>Total</i>	408
	<i>Critical Thinking</i>	Critical Thinking	16
		Instruction and Embedded Instruction	17
		Use of e-resources	20
		<i>Total</i>	53
	<i>Information Literacy</i>	Information Literacy	263
		Lifelong Learning	39
		<i>Total</i>	302
		<i>Total</i>	408
	Total		763

Table 3: Topics and subtopics within the field of Information Literacy

Field	Topic	Subtopic	N
Instruments and Methods	<i>Assessment</i>	Best Practices	15
		Educational Outcomes	23
		Effectiveness	14
		Perceptions	12
		Student Evaluation	36
		<i>Total</i>	100
	<i>Instruments</i>	Methods	30
		Surveys & Tests	29
		<i>Total</i>	59
	<i>Quantitative Techniques</i>	Statistical Analysis	25
		<i>Total</i>	25
	Total		184

Table 4: Topics and subtopics within the field of Instruments and Methods

Field	Topic	Subtopic	N
Teaching-Learning	<i>Blended Learning</i>	Learning Environment	27
		Multimodal Learning	62
		<i>Total</i>	89
	<i>Distance Education</i>	Distance Learning	113
		Virtual Support	19
		<i>Total</i>	132
	<i>Education Resources</i>	Open Education	41
		Resources	31
		Web 2.0	18
		<i>Total</i>	90
	<i>Faculty</i>	Educational Technology	34
		Faculty	58
		Faculty Development	68
		Higher Education	211
		Teaching-learning methods	54
		<i>Total</i>	425
	<i>Mobile and Ubiquitous Learning</i>	Mobile Communication Systems in Education	20
		Mobile Devices	50
Mobile Learning		39	

	Social Networks		25
		<i>Total</i>	<i>134</i>
<i>Online Learning</i>	e-Learning		150
	Online Instruction		66
	Tutorial Programs		18
		<i>Total</i>	<i>234</i>
<i>Students</i>	Academic Skills		40
	Graduates		16
	Learning Practices		21
	Teacher-Students Relationships		15
	Undergraduates		86
		<i>Total</i>	<i>178</i>
	Total		1282

Table 5: Topics and subtopics within the field of Teaching-Learning

In the following, we briefly outline the conceptualization of these fifteen main topics:

- *Computer Skills.* All aspects relating to technologies, program management, Internet access skills within the educational context, computing, training, and counselling are included in this category.
- *e-Literacy.* This broad category contains all the elements related to digital literacy, e-literacy and all the means and aspects that are used to access and attain the competencies linked to information literacy.
- *Academic Library.* The library plays a key role in academic training. Training, instruction, usability, information processing and many other possibilities become key elements of the training process.
- *Critical Thinking.* This refers to skills and competencies needed to analyse, interpret, and select information from reliable sources, in addition to the rigorous selection of contents.
- *Information Literacy.* This is the core aspect on which the principles of the need for information, evaluation, use and dissemination as well as the ethical principles derived from the handling of information are based. This includes practice and research, instruction and lifelong learning.
- *Assessment.* It is based on the fostering of good practices and ethics, rates results and effectiveness, as well as the capacity for analysis and critical thinking, on the part of both the teacher and the students themselves.
- *Instruments.* All the qualitative research methods and instruments, such as surveys, focus groups and case studies, are included here. These instruments provide a basis for educational research.
- *Quantitative Techniques.* These refer to the assessment instruments of a statistical, quantifiable nature, and under the analytical-positivist, that is, predictionist, paradigm, which is based on a hypothesis that we seek to confirm.
- *Blended Learning.* This refers to flexible learning, which combines face-to-face learning with online teaching and the resources available on the different platforms or means at students' disposal (multimodal). The methodology that involves the application of blended learning includes teaching through the traditional methods with the use of burgeoning technologies (physical and virtual environments), as well as synchrony and asynchrony.
- *Distance Education.* This describes training that is carried out in the non-face-to-face way, using resources that make it possible to mark the pace of learning in an autonomous manner, without the need to attend classes or sessions.
- *Educational Resources.* The instruments and means for attaining competencies and assimilating contents become primordial aspects at all levels of education.

Nowadays, many resources are online and the web is the basic way to access them.

- *Faculty*. They have a crucial role as guides and facilitators of those processes. Faculty members have to permanently review and update their teaching methodologies in order to adapt to the mobile technology environments.
- *Mobile and Ubiquitous Learning*. This links the current training process in regulated education mainly to learning through mobile devices, given the possibilities they offer regarding direct accessibility, ubiquity, and intercommunication. Likewise, it also contributes to establish a relationship among the different aspects of daily life, such as the use of social and academic networks. The introduction of smartphones into education and the ubiquity deriving there from constitute a growing and unstoppable process.
- *Online Learning*. It relates to distance learning, mobile learning, and the concept of e-learning. It is based on the use of the Internet as a fundamental element that offers basic resources and means to make teaching and learning processes possible. Online teaching includes all e-learning methodology (online courses, tutorials, open courses, online collaborative work and, in general, web 2.0) and is intimately linked to it, the border between the two being complex. Nevertheless, online learning incorporates a greater number of resources and combines e-learning with other formulas such as blended learning. Although several authors consider that m-learning includes in part the elements and principles of e-learning, as Korucu and Alkan (2011) indicate, "m-learning is a characterized technology and has its own terminology". Thus, and following the authors, "while the terms multimedia, interactive, hyperlinked, media-rich environment are among the terminology of e-learning; terms like spontaneous, intimate, situated, connected, informal, lightweight are among the terminology of m-learning" (p. 1927). In a similar vein, there are recent studies such as those by Rimale et al. (2018) and Kumar et al. (2018), which not only nuance the distinction, but also investigate their respective methodologies and efficiencies.
- *Students*. As recipients of the teaching-learning process, students are conceptualized in this case as the group of university students, mainly at the undergraduate stage, whose experiences, practices and competencies will determine the practices to be adopted by teachers, including the modes of relationship and the means employed to implement them.

Analysis by fields and topics

A general analysis of the evolution of the four main fields was performed, based on the number of papers produced each year (Figure 2). One notable finding is that the number of publications on Digital Literacy, Information Literacy, and the Teaching and Learning Process, which increased during the period 2012-2016, has suffered a significant setback from 2016 onwards.

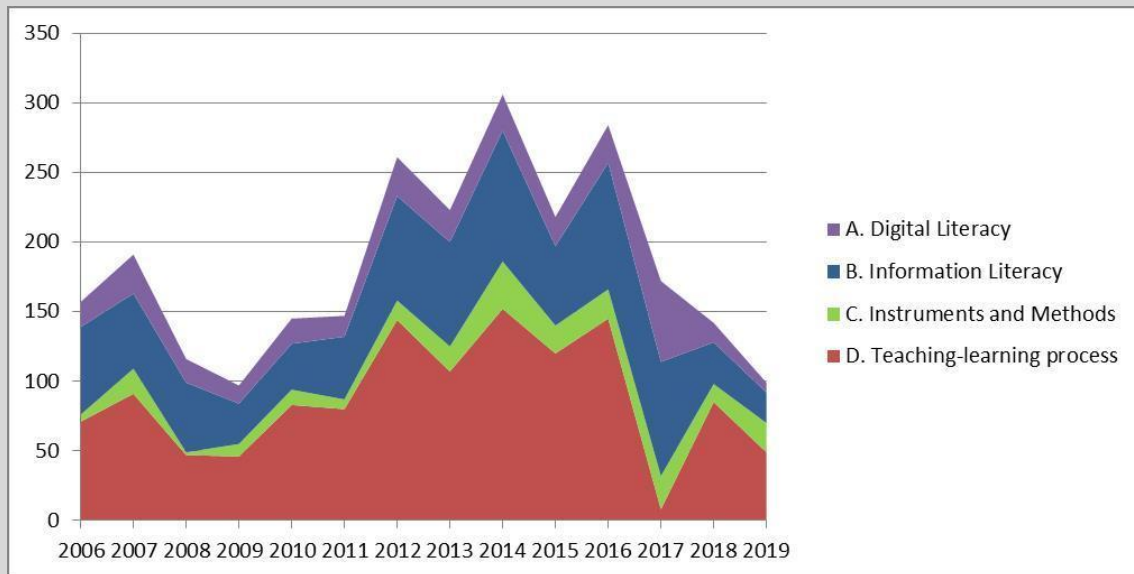


Figure 2: Time evolution of the trend across fields based on the MoIL database

A detailed analysis of the evolution of each of the topics in each field is also provided (Figure 3). Within the field of *Digital Literacy*, the two topics studied—*e-Literacy and computer skills*—display a parallel incidence. In the field of *Information Literacy*, the topic *Academic library* confirms its importance, showing a notable growth over the whole of the time series studied. The topics in the field *Teaching-Learning Process* appear in the literature displaying a fairly homogeneous behaviour, with the topic *Students* standing out above the rest. In the field *Instruments and Methods* we find a greater degree of heterogeneity, because the topic *Quantitative techniques* presents a series of marked ups and downs, while that of *Assessment* has a greater weight throughout the entire period. According to the results, we can confirm that during the five-year period 2012-2016 there was a high incidence of publications related to the field of study, in which the topics considered reached historical highs. The change of trend that takes place in 2017 is remarkable in the topics of the fields *Digital Literacy*, *Information Literacy* and *Teaching-Learning Process*, while the topics of the field *Instruments and Methods* have recovered from the fall suffered in 2017 and seem to be focus of interest in recent years.

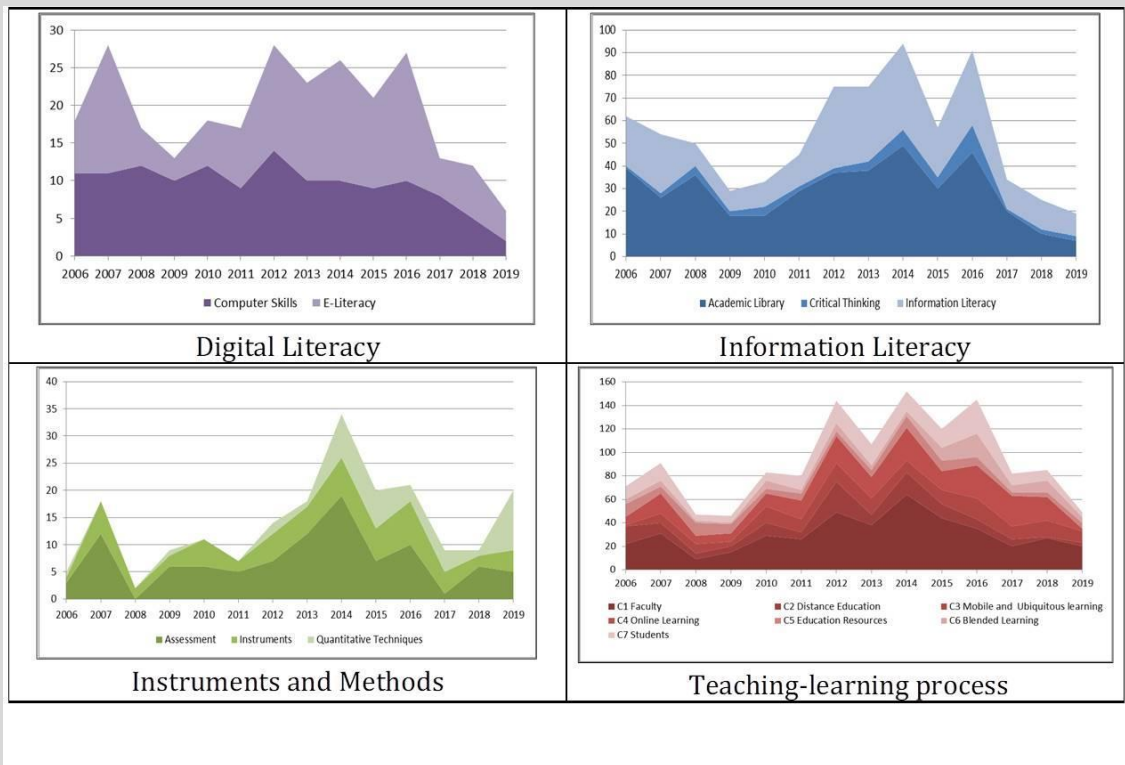


Figure 3: Cumulative time evolution of topics by field

Analysis by top terms

Tables 1A-4A in the Annex 2 show the detailed classification and the representativeness of the terms extracted from the documents analysed. This allows the most significant frequencies of the previously extracted top terms to be observed. In particular, those with a higher incidence are displayed in descending order (Table 6). In the categorization we have carried out, three top terms related to the MoIL domain can be seen: *mobile learning*, *mobile devices/smartphones*, and *mobile communication networks*, which are present in 18.45% of the documents analysed.

top term	N	top term	N	top term	N
Information literacy	204	Surveys	29	Web 2.0	19
Academic library	118	Online courses	27	Curriculum	17
Higher education	89	Online learning environment	27	Digital library	17
Distance education	73	Collaborative work online	26	Digital media	17
Online learning	73	Learning	25	Embedded librarianship	17
Librarians	57	Methods	25	Technological literacy	17
e-learning	56	Social networks	25	Tutorial programs	17
User training	56	Statistical analysis	25	Critical thinking	16
Education	53	Competencies	24	e-journals	16
Information and Library Science	48	Online information services	24	Faculty	16
Undergraduate students	48	Information literacy instruction	23	Graduate students	16
Computer aided instruction	47	Performance	23	Instructional development	16
ICT	43	Educational technology	22	Library research	16
<i>Mobile learning</i>	42	Internet in education	22	Accessibility	15
Distance learning	40	<i>Mobile devices + smartphones</i>	22	Ethic and quality	15
Digital literacy	39	Assessment	21	Evaluation	15
Online instruction	39	Information literacy – research	21	Information literacy practices	15
Students	38	Learning experiences	21	Informational skills	15
Multimodal methodologies	36	Learning management system	21	Life long learning	15
University & college	36	Library services	20	<i>Mobile communication networks</i>	15
Postsecondary education	35	Open courses	20	Teacher-student relationships	15
Teaching methods	35	Cognitive style	19	Cognitive skills	14
Library instruction	34	ICT skills	19	ICT in education	14
e-resources	33	Pedagogical innovations	19	Library resources	14
Educational resources	31	Platforms	19	Self-efficacy	14

Table 6: Top terms with the highest frequency

Essentials of MoLL

Essentials of MoLL refer to the basic topics in this domain, together with their most significant interrelations and groupings. Sixty top terms (66.67%) with the highest levels of co-occurrence were included in the analysis. The map was created using the VOSViewer software package, as it provides a low-dimensional visualization in which top terms are located in such a way that the distance between any pair of top terms

identify, among other aspects, emerging areas of research or the composition of fields of science (Ding et al. 2000; Kim, Lee and Chung 2008; Leydesdorff and Heimeriks 2001).

With the aim of visualizing the interrelationships and therefore the research trends in MoLL, the top terms included in the documentary corpus were used to apply a *fractional counting* methodology. Here, each top term cited in a publication has the same influence in a bibliographic coupling analysis as each publication has the overall weight equal to one and each top-term has a weight of $1/N_i$, being N_i the total number of top terms in the 'i'-publication (Perianes-Rodriguez, Waltman and Van Eck 2016). For the interpretation of the results, this study is not interested in obtaining small clusters, so minimum cluster size parameter is specified. Then, clusters that are too small are merged with other clusters (Waltman and Van Eck 2012). The results show the empirical relationships that exist between the original keywords of each document analysed. VOSviewer collects the matrix of co-occurrence of terms, providing a visualization of the research trends.

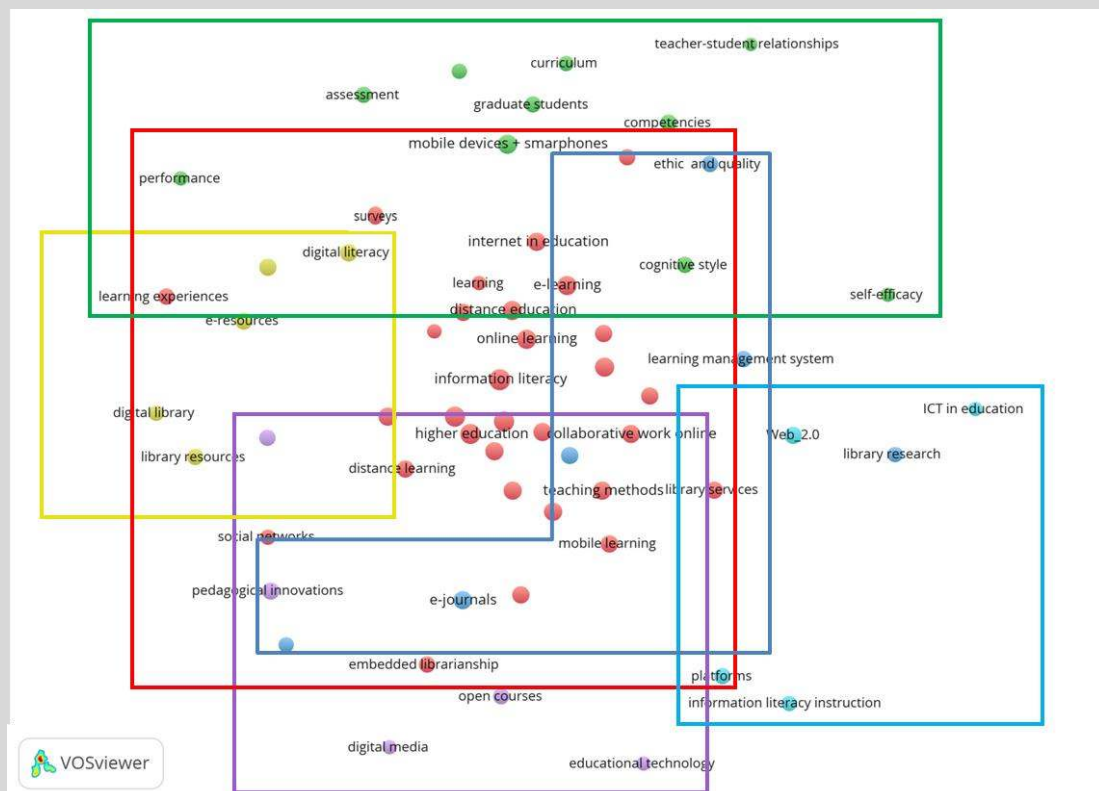


Figure 5: Cluster view of the MoIL map normalized using the fractional counting method

Each cluster, or thematic grouping, consists of a specific set of top terms that is clearly delimited by its situation within a particular area of the map, which in turn reveals the research trends within the previously delimited MoIL domain (Figure 5, Table 7). As can be observed, the structure of the map stands out for the notable overlapping of the six thematic groupings that have been discovered.







Cluster	Top terms
Information literacy & e-learning (30 top terms) Colour 	Academic library; collaborative work online; computer assisted instruction; distance education; distance learning; e-learning; education; embedded librarianship; higher education; information and communication technology; information literacy; IL science; internet in education; learning; learning experiences; library instruction; library services; methods; <i>mobile learning</i> ; multimodal methodologies; online courses; online instruction; online learning; social networks; students; teaching methods; surveys; undergraduate students; university & college; user training.
Mobile devices & competencies (10 top terms) Colour 	Assessment; cognitive style; competencies; curriculum; graduate students; <i>mobile communication networks</i> ; <i>mobile devices and smartphones</i> ; performance; self-efficacy; teacher-students relationships.
Ethics (6 top terms) Colour 	e-journals; ethic and quality; learning management systems; librarians; library research; online learning environment.
Library & e-resources (5 top terms) Colour 	Digital library; digital literacy; e-resources; information literacy-research; library resources.
Educational technology (5 top terms) Colour 	Digital media; educational technology; open courses; pedagogical innovations; statistical analysis.
Technological environment (4 top terms) Colour 	ICT in education; IL instruction; platforms; web 2.0

Table 7: Clusters and top terms of the MoIL framework

The six clusters discovered are also understood to represent the clearest research trends. Ranked in order of importance, these trends are the following: IL & e-Learning, Mobile devices & competencies, Ethics, Library & e-resources, Educational technology, and Technological environment.

The classification in large areas makes it possible to trace the evolution of research trends, analysing the incidence (annual occurrence / total occurrence of the term in %) of the main terms that give name to the clusters identified throughout the period 2006-2019. The time series reflects the emerging character of the trends Mobile devices & competencies, Educational technology and Technological environment, and the stability of broader trends such as Information Literacy & e-Learning, which maintain a stable incidence in the analysed time interval (Figure 6).

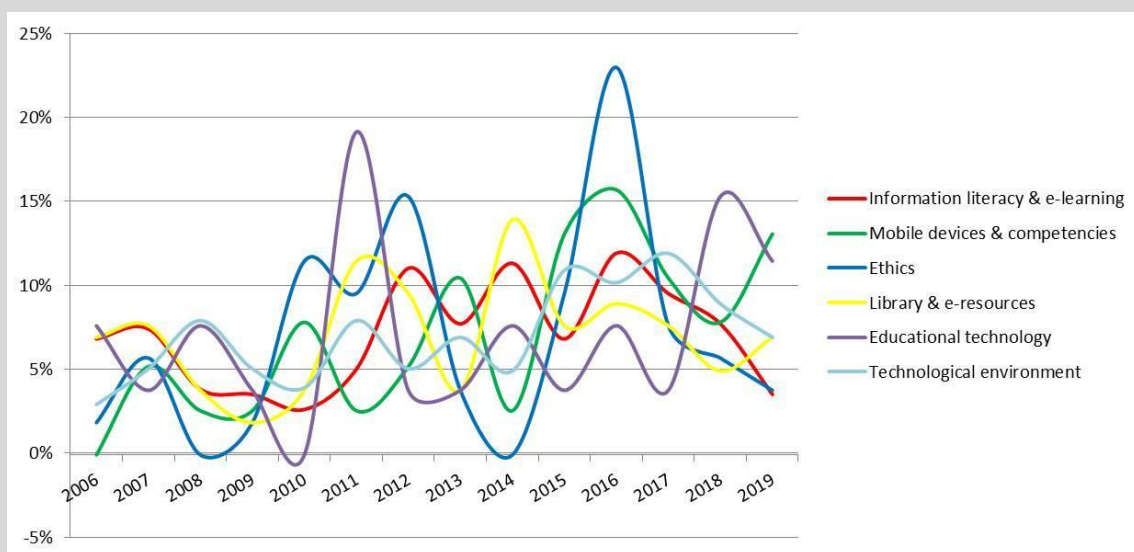


Figure 6: Temporal evolution of the research trends

Information literacy & e-learning

This is the largest and most important thematic cluster due to its centrality, overall weight, density, and degree of overlapping with the other topics. A large number of its top terms are related to IL, education, and distance and/or virtual learning. The average weight per top term is the most prominent (57.30), with a “% link-strength” of 62.65% (Table 8). Of the thirty words of which it is composed, the terms at the core are, for the most part, of a generic nature: *academic library, information literacy, distance education, distance learning, learning, e-learning, LIS, higher education, online learning, user training.*

Mobile devices & competencies

With ten items, this group is situated in the upper top area of the map. Its link strength (i.e., the strength of the link between the nodes of the keywords) places it as the second largest thematic group of MobilL (Figure 5, Table 7). The core terms reflect lines of research related to *assessment, competencies, curriculum, self-efficacy, performance* and *teacher-students relationships*. This cluster includes two of the three top terms related to the mobile domain: *mobile communication networks, mobile devices* and *smartphones*, which may demonstrate its use as a tool to facilitate a paradigm shift in the processes of teaching, learning and evaluation.

Ethics

This thematic group includes six top terms, including e-journals; ethic and quality; learning management systems; librarians; library research; online learning environment. These terms are scattered across the map, intermingled with the other trends (Table 7). The outstanding impact of these terms in 2016 (Figure 6) highlights the importance of the concepts regarding this group in the context of the MoIL framework.

Library and e-resources

The fourth cluster is situated entirely within the Information literacy and e-Learning cluster. It is therefore a somewhat secondary grouping, consisting of only five terms, among which digital library, digital literacy, library resources and e-resources stand out above the rest. Nevertheless, their items offer a high mean weight per word (mean 41.8, Table 8), showing the importance of the terms of this group within the whole framework of the documentary corpus analysed throughout the period under study (Figure 6).

Educational technology

This cluster is located at the bottom area of the map (Figure 5) and involves five terms related to educational and pedagogical approaches that facilitate learning, such as digital media, educational technology, open courses and pedagogical innovations. These terms present a low mean weight per word (mean 36.8, Table 8), possibly due to the low presence of these terms in the publications at the beginning of the analysed period (Figure 6).

Technological environment

The last and smallest cluster, given its peripheral profile and low density, is located in the lower left corner of the map (Figure 5). It is made up of terms such as ICT in education, Platforms and Web 2.0, which are intrinsically related to the technology that transforms the educational experience.

Essentials - Research Trends	Mean weight	link strength	% link strength
1 Information literacy & e-learning	57.30	2135	62.65%
2 Mobile devices & competencies	37.75	339	9.95%
3 Ethics	32.50	242	7.10%
4 Library & e-resources	41.80	304	8.92%
5 Educational technology	36.80	211	6.19%
6 Technological environment	23.00	177	5.19%
Total		3408	100%

Table 8: A comparison of MoIL essentials-research trends

Discussion

There are many possible ways of categorizing and visualizing the diagrams and images that reflect the associations among terms in the collections of documents. The new capabilities and possibilities of the visual system allow for comparisons, pattern

recognition, the detection of changes and other cognitive skills (Yee, Swearingen, Li and Hearst 2003).

The essentials of MoIL

This research, focused on the conceptualization of the MoIL domain based on the literature produced in the period 2006-2019, expands and delves deeper into some of the perspectives previously put forward by González-Valiente (2015), who does not disaggregate the levels, but instead starts out with topics-keywords; Liu, Hu and Wang (2011); Hu, Hu, Deng and Liu (2013); Zins (2007), who conducted a critical review of the keystones of Information Science; or Pinto (2015), on the subject of Information Literacy Assessment in Higher Education (ILAHE), providing a categorization, methodology and techniques that allow the identification of the main research topics and the coincidences and degree of proximity between them.

The dominant terms that we have identified highlight the relational and multidisciplinary nature of the area under study. As a starting point for the research, the main *fields* of the documentary corpus were defined, namely, *Digital Literacy*, *Information Literacy*, *Instruments and Methods* and *Teaching-Learning process*. It was discovered that the most prominent topic was the field of *Teaching-Learning process*, followed by that of *Information Literacy*. Both fields play a key role in the analysis presented in this study. Likewise, given their high frequency, several top terms also stand out, as *Information literacy*, *Academic library*, *e-learning*, *online learning*, *Distance education*, and *Higher Education*.

The comparison between these fields and starting terms and the results obtained by means of the clusters used to identify trends allows us to discover some specific circumstances of the MoIL domain:

- An absence of borders between the previously defined fields, which reflects the interdisciplinarity that exists, is again seen in the composition of the resulting

trends. The fields and trends overlap to a greater or lesser extent, displaying relationships of dependence, continuity, and contiguity (Cheng et al. 2014).

- As regards content, there are certain correspondences between the trends identified and the predetermined fields, although with some nuances. The initial field referring to Instruments and Methods has been diluted among the resulting trends, given the interdisciplinary profile of the MoIL domain.

In short, six essential components—research trends—have been revealed in the MoIL domain: IL & e-learning, Mobile devices & competencies, Ethics, Library & e-resources, Educational technology and Technological environment.

Convergence of Information Literacy and e-learning

The first and main trend in the MoIL domain is what we have named *Information Literacy and e-learning*, which is very present in the literature reviewed (Burkhardt and Cohen 2012; Havelka and Verbovetskaya 2012; Virkus 2012; Havelka 2013; Chatterjee, Agarwaal and Nath 2015; Schmidt Hanbidge, Sanderson and Tin 2016; Rodrigues, Almeida, Figueiredo and Lopes 2019).

All these authors highlight the convergence of IL and e-learning, with an especially prominent role played by the latter, as it is a phenomenon that has been the usual common ground in the processes of acquiring information skills in HE environments over the last decade. This trend works in both directions, because the two concepts that it is made up of provide each other with feedback. In fact, the purpose of IL is of course e-learning, and this in turn becomes a medium for IL. As stated by Kratochvil (2014: 322) “e-Learning can be a viable alternative teaching method for information literacy”. There are studies in this line, such as Hess (2013); Chang and Chen (2014); Chen, Lee and Hsiao (2018) and Reynolds et al. (2019), which underline that this convergence has become more pronounced in recent years.

Mobile devices and competencies

This is the second most prominent trend in the configuration of MoIL in HE environments. The convergence between informational competencies and mobile devices, which we have called “mobile devices / competencies”, emerges as one of the main components of the MoIL domain, reaching its peak in 2016 (Spring 2016; Ntuli and Kyei-Blankson 2016; Chin Roemer and Greer 2016; Marta-Lazo, Marfil-Carmona and Hergueta-Covacho 2016; Harrison 2016). The literature analysed offers many examples of combinations of topics related to both assessment and informational competencies and mobile devices. While some studies focus on assessment (Hung and Zhang 2012; Glassman and Worsham 2017), others focus their attention on the use of mobile technologies (Su and Cheng 2015; Hess 2015; Tang and Chaw 2016). On the other hand, Aharony and Gazit (2019) point out the inherent relationship between self-efficacy IL and the introduction of mobile devices and their appropriate use in higher education.

In what follows, we will focus our attention on the emerging trend of mobile technologies within the framework of education. The three top-terms found, *mobile learning*, *mobile devices + smartphones*, and *mobile communication networks*, show a notable relationship. They all belong to the topic of *mobile and ubiquitous learning*. The top term *mobile learning*, which is clearly present in the literature (in 42 documents) (Walsh 2010; Brabazon 2014; Bosman and Strydom 2016; Mullins 2017), is directly located within the IL and e-Learning cluster. The top terms *mobile devices + smartphones* found in the analysed literature (Havelka 2013; Magunje and Brown 2013; Ko et al. 2015; among others) and *mobile communication networks* (Kvale and Buset 2007; Mansour 2016), which appear respectively 22 and 15 times in the literature, are closely related to other top terms belonging to their own cluster named Mobile devices & Competencies. Research by Chang and Chen (2014), Johnson (2010) and Lawal et al. (2014) echo this terminological convergence.

Ethics

The terms of this trend are intrinsically linked. On-line learning environments, which directly and indirectly influence student learning, are becoming more common as an alternative learning environment in HE (Bilgiç, Doğan and Seferoğlu 2016). Likewise, learning management systems are widely used for educational and training purposes in on-line learning environment, since they offer tools that encourage learner-educator, learner-learner and learner-content communication (Psaromiligkos, Orfanidou, Kytageias and Zafiri 2011). The development of ethical instruction and research in this field is paramount, since any training process should foster the promotion of ethics and quality (Chen, Hirumi and Zhang 2007).

Among other examples of this trend in the analysed literature of the MoIL base, one could mention the work of Mestre et al. (2011), which focuses on how *librarians* employ *learning management systems* in user training and *Library research*; Hess (2013), also in line with the Ethics trend, analyses best practices for engaging students from user training provided by *librarians*; Murray et al. (2012) also focuses on *learning management systems* that can provide motivation in user training by librarians, as does Chen et al. (2015), who influence the *online learning environments* in the development of Library research. In all these works, it should be emphasized that the ethical concern for providing quality training underlies.

Library and e-resources

Due to the increasing digitalization of information, libraries are being transformed into digital libraries. Traditional resources are complemented by e-resources, which facilitate and modify the way users use libraries. Thus, the awareness of the importance of digital literacy becomes essential in order to access information and acquire information resources, in the new digital libraries (Kenchakkanavar 2014).

Furthermore, different authors stress the growing availability of electronic resources both in the classroom and in libraries (Dalal and Lackie 2014; Greenlee 2014; Kumar 2016). Tutorials, promotional videos and various electronic resources become the most immediate reality of the teaching-learning processes, especially in the realm of higher education. The generalization of e-resources, an unstoppable and innate reality of today's generations, "offers numerous advantages to students such as convenience, flexibility and access to education" (Bowers and Kumar, 2015: 27). This trend is consolidated since 2014, as shown in the studies by Daniel (2015), Albert and Sinkinson (2015), Huang (2015), Mullins (2017), Rodgers and Puterbaugh (2017) and Wissinger et al. (2018). The presence in social networks and the use of these for the dissemination of online resources is a topic of interest presented by Harrison et al. (2017) Not only is it a question of interest to be taken into account in the future, but it also shows how the needs of the student body are moving in this direction. Similarly, recent studies such as Stopar and Bartol (2019) highlight these growing convergences in recent years.

Educational technology and Technological environment

Although present to a lesser extent than the previous trends, these are evidently growing in the construction of MoIL in HE. Courtney and Wilhoite-Mathews (2015) note the shift from the traditional forms of literacy to the introduction of technological environments. Qian and Clark (2016), Caldwell (2018), and Pooley, Midgley and Farley (2019) underline these same aspects, with special emphasis on mobile technologies and higher education, proposing gamification and digital environments to increase motivation and purposeful engagement. This confirms the fact that educational technology has taken up a place in literacy, regardless of the medium or device used, although it is clear that these are becoming increasingly dependent on mobile technologies. This fact is confirmed by studies such as Zawacki-Richter and Latchem

(2018), who stress that “higher education in particular was adopting these means, both on and off campus” (p. 141).

In sum, these uncovered clusters reflect, as the present research puts forward, the research trends in MoIL, with certain similarities to some of the trends included in the Horizon Report (2018) within the field of Higher Education. The report's insistence on the incorporation of the emerging technologies such as mobile, with its ubiquitous and immediate nature, only reinforces the results obtained here. The convergence between IL and e-Learning shows the necessary incorporation for the acquisition of an optimized learning of technologies, as underlined by the Horizon Report.

Conclusions

In recent years, we have witnessed the growing and unstoppable progression of mobile technologies, especially in HE environments. This work hopes to contribute to the definition of a new informational sub-domain, that of MoIL, which is gradually being introduced in a slow but subtle manner into the information landscape. We are not aware of any similar proposal addressing the issue in this depth.

Bibliometric analysis about the emerging domain of MoIL has provided us not only with its evolution along the 2006-2019 stage but also a sketch of its future conceptual framework. Besides, the main research trends have been uncovered. Graphic visualization of the specific research lines in the domain is also provided. Concerning possible MoIL contents, we have uncovered six thematic clusters, which should be basic components of its future conceptual framework: IL & e-learning, Mobile devices & competencies, Ethics, Library & e-resources, Educational technology, and Technological environment. At the same time, these components represent the research trends within this sub-domain. Ultimately, MoIL involves competency in each of these six trends, which together may contribute to making-up a coherent conceptual framework.

The emerging field of MoIL locates at the convergence of two greatly consolidated domains: IL and e-Learning. This conjunction has been significantly favoured by the rise of mobile technologies and the subsequent affordances of ubiquity and immediacy. These key components - information literacy, e-learning, and mobile technologies- are at the foundations of the embryonic MoIL domain; besides, we have been able to show that its convergence has increased in the last decade. These outcomes are in line with the Horizon Report (2018) and its recommendations for HE, which reflect initiatives such as the incorporation of technologies, adaptability in teaching and learning processes and the general use of the Internet in the educational environments.

Regarding possible future lines of research, the aforementioned intersections between IL and e-learning, with the mobile element as the necessary link, open up new perspectives. However, and although we do not have any concrete evidence of it, a gap can be intuited in the perception, use, and application of mobile technology for IL and e-learning processes. An analysis of the publications dealing with this digital gap, and contrasting them against the MoIL trends uncovered here, would constitute an important line of future research. Proof of it is the lack of publications in this direction. Only the works by Canuel and Crichton (2011), Farkas (2012), Foo et al. (2013), Wray and Mulvihill (2018) and Zakharov and Maybee (2019) point directly at MoIL. In the same path, an analysis of the geographical origin of the publications would be of interest. This way hypothesis of “universality” in trends or “regionality” in the digital gap could be tested.

Acknowledgements

This research is part of the R&D project “Innovation and training in the information competencies of university lecturers and students in the social sciences. Model for the development of programs in the mobile environment” (CSO2016-80147-R), funded by the Spanish Ministry of Economy, Industry and Competitiveness. The authors would like to thank David Guerrero for his valuable assistance in developing the database.

References

- Aharony, N., & Gazit, T. (2019). Factors affecting students' information literacy self-efficacy. *Library Hi Tech*, 37(2), 183-196.
- Albert, M. A. & Sinkinson, C. (2015). Composing Information Literacy: A Pedagogical Partnership Between Rhet/Comp and Library Faculty. *Georgia International Conference on Information Literacy*. 24. <https://digitalcommons.georgiasouthern.edu/gaintlit/2015/2015/24> Accessed 17 January 2020.
- Al-Daihani, S.(2018), "Smartphone use by students for information seeking", *Global Knowledge, Memory and Communication*, 67 (4/5), 194-208.
- Arum, R., & Roksa, J. (2008). *Learning to Reason and Communicate in College: Initial Report of Findings from the CLA Longitudinal Study*. Social Science Research Council. <https://eric.ed.gov/?id=ED514992> Accessed 3 December 2019.
- Bilgiç, H. G., Doğan, D., & Seferoğlu, S. S. (2016). Digital Natives in Online Learning Environments: New Bottle Old Wine–The Design of Online Learning Environments for Today's Generation. In M. M. Pinheiro & D. Simões (Eds.), *Handbook of Research on Engaging Digital Natives in Higher Education Settings* (pp. 192-221). Pennsylvania: IGI Global.
- Blei, D. M. (2012). Probabilistic topic models. *Communications of the ACM*, 55(4), 77-84.
- Bosman, J. P., & Strydom, S. (2016). Mobile technologies for learning: Exploring critical mobile learning literacies as enabler of graduateness in a South African research-led University. *British Journal of Educational Technology*, 47(3), 510-519.
- Bowers, J., & Kumar, P. (2015). Students' perceptions of teaching and social presence: A comparative analysis of face-to-face and online learning environments. *International Journal of Web-Based Learning and Teaching Technologies*, 10(1), 27-44.
- Brabazon, T. (2014). The disintermediated librarian and a reintermediated future. *The Australian Library Journal*, 63(3), 191-205.
- Briz-Ponce, L., Juanes-Méndez, J. A., & García-Peñalvo, F. J. (Eds.) (2016). *Handbook of Research on Mobile Devices and Applications in Higher Education Settings*. Hershey, PA (USA): IGI Global.
- Burkhardt, A., & Cohen, S. (2012). "Turn Your Cell Phones on": Mobile Phone Polling as a Tool for Teaching Information Literacy. *Communications in Information Literacy*, 6(2), 191-201.
- Caldwell, H. (2018). Mobile technologies as a catalyst for pedagogic innovation within teacher education. *International Journal of Mobile and Blended Learning (IJMBL)*, 10(2), 50-65.
- Canuel, R., & Crichton, C. (2011). Canadian academic libraries and the mobile web. *New library world*, 112(3/4), 107-120.
- Chang, N., & Chen, L. (2014). Evaluating the learning effectiveness of an online information literacy class based on the Kirkpatrick framework. *Libri*, 64(3), 211-223.
- Chang, Y. W., & Huang, M. H. (2012). A study of the evolution of interdisciplinarity in library and information science: Using three bibliometric methods. *Journal of the American Society for Information Science and Technology*, 63(1), 22-33.
- Chatterjee, S., Agarwal, S., & Nath, A. (2015). Scope and challenges in light fidelity (LiFi) technology in wireless data communication. *International Journal of Innovative Research in Advanced Engineering*, 2(6), 2349-2163.
- Chen, B., Hirumi, A., & Zhang, N. J. (2007). Investigating the use of advance organizers as an instructional strategy for web-based distance education. *Quarterly Review of Distance Education*, 8(3), 223-231.

Chen, C. C., Lee, C. H., & Hsiao, K. L. (2018). Comparing the determinants of non-MOOC and MOOC continuance intention in Taiwan: Effects of interactivity and openness. *Library Hi Tech*, 36(4), 705-719.

Chen, X., Yu, G., Cheng, G., & Hao, T. (2019). Research topics, author profiles, and collaboration networks in the top-ranked journal on educational technology over the past 40 years: a bibliometric analysis. *Journal of Computers in Education*, 6(4), 563-585.

Chen, Z. S., Yang, S. J., & Huang, J. J. (2015). Constructing an e-portfolio-based integrated learning environment supported by library resource. *The Electronic Library*, 33(2), 273-291.

Cheng, B., Wang, M., Mørch, A. I., Chen, N. S., & Spector, J. M. (2014). Research on e-Learning in the workplace 2000–2012: a bibliometric analysis of the literature. *Educational Research Review*, 11, 56-72.

Chin Roemer, R., & Greer, R. (2016). "If You Build It, Will They Come?" Piloting a Multi-Day Collaborative Research Workshop within a Learning Management System. *Journal of Library & Information Services in Distance Learning*, 10(3-4), 174-185.

Choi, J., Yi, S., & Lee, K. C. (2011). Analysis of keyword networks in MIS research and implications for predicting knowledge evolution. *Information & Management*, 48(8), 371-381.

Courtney, M., & Wilhoite-Mathews, S. (2015). From distance education to online learning: Practical approaches to information literacy instruction and collaborative learning in online environments. *Journal of Library Administration*, 55(4), 261-277.

Dalal, H. A., & Lackie, R. J. (2014). What if you build it and they still won't come? Addressing student awareness of resources and services with promotional videos. *Journal of Library & Information Services in Distance Learning*, 8(3-4), 225-241.

Daniel, D. (2015). Library research courses that follow universal design principles and best practices for online education of special needs students improve student learning experiences. *Evidence Based Library and Information Practice*, 10(1), 69-71.

Ding, Y., Chowdhury, G. G., Foo, S., & Qian, W. (2000). Bibliometric information retrieval system (BIRS): A web search interface utilizing bibliometric research results. *Journal of the American Society for Information Science*, 51(13), 1190-1204.

Eck, N. J. and Waltman, L. (2009). How to normalize cooccurrence data? An analysis of some well-known similarity measures. *Journal of the American Society for Information Science and Technology*, 60, 1635-1651.

Elahi, H., Islam, S., & Begum, D. (2018). Perception on the Use of Mobile Phones in Retrieving Information from Academic Libraries: A developing country perspective. *International Journal of Knowledge Content Development & Technology*, 8(1), 37.

Farkas, M. (2012). Participatory technologies, pedagogy 2.0 and information literacy. *Library hi tech*, 30(1), 82-94.

Foo, S., Zhang, X., Chang, Y. K., Majid, S., Mokhtar, I. A., Sin, J., & Theng, Y. L. (2013). Information literacy skills of humanities, arts, and social science tertiary students in Singapore. *Reference & User Services Quarterly*, 53(1), 40-50.

García Figuerola, C., García Marco, F. J., & Pinto, M. (2017). Mapping the evolution of library and information science (1978–2014) using topic modeling on LISA. *Scientometrics*, 112(3), 1507-1535.

Glänzel, W. (2001). National characteristics in international scientific co-authorship relations. *Scientometrics*, 51(1), 69-115.

Glassman, J. A., & Worsham, D. M. (2017). Digital research notebook: a simple tool for reflective learning. *Reference Services Review*, 45(2), 179-200.

González-Valiente, C. L. (2015). Una aproximación al impacto de la investigación cubana sobre alfabetización informacional. *Revista Cubana de Información en Ciencias de la Salud (ACIMED)*, 26(1), 53-70.

- Greenlee, P. (2014). Tutorials: Resource Instruction for Distance Learners. *The Christian Librarian*, 57(2), 96-101.
- Gutierrez Castanha, R. C., & Wolfram, D. (2018). The Domain of Knowledge Organization: A Bibliometric Analysis of Prolific Authors and Their Intellectual Space. *Knowledge Organization*, 45(1), 13-22.
- Hamidi, H., & Chavoshi, A. (2018). Analysis of the essential factors for the adoption of mobile learning in higher education: A case study of students of the University of Technology. *Telematics and Informatics*, 35(4), 1053-1070.
- Harrison, C. (2016). Are computers, smartphones, and the internet a boon or a barrier for the weaker reader? *Journal of Adolescent & Adult Literacy*, 60(2), 221-225.
- Harrison, A., Burrell, R., Velasquez, S., & Schreiner, L. (2017). Social media use in academic libraries: A phenomenological study. *The Journal of Academic Librarianship*, 43(3), 248-256.
- Havelka, S. (2013). Mobile information literacy: Supporting students' research and information needs in a mobile world. *Internet Reference Services Quarterly*, 18(3-4), 189-209.
- Havelka, S., & Verbovetskaya, A. (2012). Mobile information literacy: Let's use an app for that! *College & Research Libraries News*, 73(1), 22-23.
- Hess, A. (2015). The selfie assemblage. *International Journal of Communication*, 9, 1629-1646. <https://ijoc.org/index.php/ijoc/article/view/3147/1389> Accessed 28 November 2018.
- Hess, A. N. (2013). The MAGIC of web tutorials: How one library (re) focused its delivery of online learning objects on users. *Journal of Library & Information Services in Distance Learning*, 7(4), 331-348.
- Hess, A. N. (2013). The MAGIC of web tutorials: How one library (re)focused its delivery of online learning objects on users. *Journal of Library & Information Services in Distance Learning*, 7(4), 331-348.
- Hjørland, B. (2000). Library and information science: practice, theory, and philosophical basis. *Information Processing & Management*, 36(3), 501-531.
- Hjørland, B. (2002). Domain Analysis in Information Science: Eleven Approaches - Traditional as Well as Innovative. *Journal of Documentation*, 58 (4), 422-62.
- Hjørland, B. (2013). Citation analysis: A social and dynamic approach to knowledge organization. *Information Processing & Management*, 49(6), 1313-1325.
- Hjørland, B., & Albrechtsen, H. (1995). Toward a new horizon in information science: Domain-analysis. *Journal of the American Society for Information Science*, 46(6), 400-425.
- Horizon Report (2018) 2018 NMC Horizon Report. Educause.<https://library.educause.edu/resources/2018/8/2018-nmc-horizon-report> Accessed 14 November 2019.
- Hsu, Y. C., & Ching, Y. H. (2015). A Review of Models and Frameworks for Designing Mobile Learning Experiences and Environments. *Canadian Journal of Learning and Technology*, 41(3), 1-22.
- Hu, C. P., Hu, J. M., Deng, S. L., & Liu, Y. (2013). A co-word analysis of library and information science in China. *Scientometrics*, 97(2), 369-382.
- Huang, T. C. (2015). What Library 2.0 has taught libraries in Taiwan about e-Learning. *The Electronic Library*, 33(6), 1121-1132.
- Humanante-Ramos, P., García-Peñalvo, F., & Conde-González, M. (2017). Entornos personales de aprendizaje móvil: una revisión sistemática de la literatura. *RIED. Revista Iberoamericana de Educación a Distancia*, 20(2). <http://revistas.uned.es/index.php/ried/article/view/17692> Accessed 30 October 2019.
- Hung, J. L., & Zhang, K. (2012). Examining Mobile Learning Trends 2003–2008: A Categorical Meta-Trend Analysis Using Text Mining Techniques. *Journal of Computing in Higher Education*, 24(1), 1-17.

- Johnson, G. J. (2010). Book Review of Herrington, J. et al (Eds.). 2009. New technologies, new pedagogies: Mobile learning in higher education. Wollongong: University of Wollongong. *Journal of Information Literacy*, 4(1), 79-80.
- Kenchakkanavar, A. Y. (2014). Types of e-resources and its utilities in library. *International Journal of Information Sources and Services*, 1(2), 97-104.
- Kim, H. Y., Lee, J. H., & Chung, Y. M. (2008). Employing informetric analysis to identify dominant research areas in the top ranking US LIS schools. *Journal of the Korean Society for Information Management*, 25(2), 143-155.
- Ko, E. H., Chiu, D. K., Lo, P., & Ho, K. K. (2015). Comparative study on m-learning usage among LIS students from Hong Kong, Japan and Taiwan. *The Journal of Academic Librarianship*, 41(5), 567-577.
- Kolle, S. R. (2017). Global Research on Information Literacy: A Bibliometric Analysis from 2005 to 2014. *The Electronic Library*, 35(2), 283-298.
- Korucu, A. T., & Alkan, A. (2011). Differences between m-learning (mobile learning) and e-learning, basic terminology and usage of m-learning in education. *Procedia-Social and Behavioral Sciences*, 15, 1925-1930
- Kratochvil, J. (2014). Efficiency of e-Learning in an information literacy course for medical students at the Masaryk University. *The Electronic Library*, 32(3), 322-340.
- Kumar Basak, S., Wotto, M., & Bélanger, P. (2018). E-learning, M-learning and D-learning: Conceptual definition and comparative analysis. *E-Learning and Digital Media*, 15(4), 191-216.
- Kumar, K. (2016). Information Literacy Practice among Public Library Users: A Study. *International Journal of Library Science™*, 14(1), 68-77.
- Kvale, S., & Buset, K. J. (2007). VIKO—an e-Learning tool for information literacy support to all students. *INFOTrend*, 62(3), 92-96.
- Kwasitsu, L., & Chiu, A. M. (2019). Mobile information behavior of Warner Pacific University students. *Library & Information Science Research*, 41, 139-150.
- Lawal, V., Stilwell, C., Kuhn, R., & Underwood, P. G. (2014). Information literacy-related practices in the legal workplace: The applicability of Kuhlthau's model to the legal profession. *Journal of Librarianship and Information Science*, 46(4), 326-346.
- Leydesdorff, L., & Heimeriks, G. (2001). The self-organization of the European Information Society: The case of "biotechnology". *Journal of the American Society for information Science and Technology*, 52(14), 1262-1274.
- Liao, H., Tang, M., Luo, L., Li, C., Chiclana, F., & Zeng, X. J. (2018). A bibliometric analysis and visualization of medical big data research. *Sustainability*, 10(1), 166.
- Liu, G. Y., Hu, J. M., & Wang, H. L. (2011). A co-word analysis of digital library field in China. *Scientometrics*, 91(1), 203-217.
- Magunje, C., & Brown, C. (2013). From Cellphone to Computer: University Students' use of Technology in First Year. In E. Ivala (Ed.), *International Conference on e-Learning* (pp. 496-502). Reading: Academic Conferences International Limited.
- Mansour, E. (2016). Use of smartphone apps among library and information science students at South Valley University, Egypt. *The Electronic Library*, 34(3), 371-404.
- Marta-Lazo, C., Marfil-Carmona, R., & Hergueta-Covacho, E. (2016). Aplicación de las Redes Sociales en el aprendizaje en conectividad: uso del factor relacional en la dialéctica twitter. *Revista Científica Electrónica de Educación y Comunicación en la Sociedad del Conocimiento*, 16(2), 304-319.
- McCallum, A. K. (2002). Mallet: A machine learning for language toolkit. <http://mallet.cs.umass.edu> Accessed 20 October 2019.
- Mestre, L. S., Baures, L., Niedbala, M., Bishop, C., Cantrell, S., Perez, A., & Silfen, K. (2011). Learning objects as tools for teaching information literacy online: A survey of librarian usage. *College & Research Libraries*, 72(3), 236-252.
- Mierzecka, A. (2018). Students' Information Needs and Digital Technologies in Academic Libraries. *Przełąd Biblioteczny*, 86(4), 509-530.

Milojević, S., Sugimoto, C. R., Yan, E., & Ding, Y. (2011). The cognitive structure of library and information science: Analysis of article title words. *Journal of the American Society for Information Science and Technology*, 62(10), 1933-1953.

Mishra, M., & Jena, K. L. (2017). A Bibliometric Analysis on Publications of Utkal University, 2005–2014. *Pearl: A Journal of Library and Information Science*, 11(2), 63-70.

Monroy, S.E. & Diaz, H. (2018) Time series-based bibliometric analysis of the dynamics of scientific production. *Scientometrics*, 115, 1139-1159.

Mullins, K. (2017). Research Plus™ mobile app: information literacy “On the Go”. *Reference Services Review*, 45(1), 38-53.

Murray, M. C., Pérez, J., Geist, D., & Hedrick, A. (2012). Student interaction with online course content: Build it and they might come. *Journal of Information Technology Education: Research*, 11(1), 125-140.

Newman, D. J., & Block, S. (2006). Probabilistic topic decomposition of an eighteenth-century American newspaper. *Journal of the American Society for Information Science and Technology*, 57(6), 753-767.

Newman, M. E. J., & Girvan, M. (2004). Finding and evaluating community structure in networks. *Physical Review E*, 69(2), 026113.

Novak, J., Wurst, M., Fleischmann, M., & Strauss, W. (2004). Discovering, visualizing, and sharing knowledge through personalized learning knowledge maps. In L. van Elst, V. Dignum, A. Abecker (Eds.), *Agent-Mediated Knowledge Management. AMKM 2003. Lecture Notes in Computer Science* (pp. 213-228). Berlin/Heidelberg: Springer.

Ntuli, E., & Kyei-Blankson, L. (2016). Improving K-12 online learning: Information literacy skills for teacher candidates. *International Journal of Information and Communication Technology Education*, 12(3), 38-50.

O'Donnell, A. M., Dansereau, D. F., & Hall, R. H. (2002). Knowledge maps as scaffolds for cognitive processing. *Educational Psychology Review*, 14(1), 71-86.

Parsazadeh, N., Ali, R., & Rezaei, M. (2018). A framework for cooperative and interactive mobile learning to improve online information evaluation skills. *Computers & Education*, 120, 75-89.

Perianes-Rodriguez, A., Waltman, L., van Eck, N.J. (2016). Constructing bibliometric networks: A comparison between full and fractional counting. *Journal of Informetrics*, 10, 1178–1195.

Pinto, M. (2015). Viewing and exploring the subject area of information literacy assessment in higher education (2000–2011). *Scientometrics*, 102(1), 227-245.

Pinto, M., Escalona, M. I., & Pulgarín, A. (2014). Information Literacy in Social Sciences and Health Sciences: A Bibliometric Study (1974–2011). *Scientometrics*, 95(3), 1071-1094.

Pooley, A. W., Midgley, W., & Farley, H. (2019). Informal Language Learning Through Mobile Instant Messaging Among University Students in Korea. *International Journal of Mobile and Blended Learning*, 11(2), 33-49.

Psaromiligkos, Y., Orfanidou, M., Kytagiias, C. & Zafiri, E. (2011). Mining log data for the analysis of learners' behaviour in web-based learning management systems. *Operational Research*, 11(2), 187–200.

Qian, M., & Clark, K. R. (2016). Game-based Learning and 21st century skills: A review of recent research. *Computers in Human Behavior*, 63, 50-58.

Reynolds, R., Chu, S., Ahn, J., Buckingham Shum, S., Hansen, P., Haythornthwaite, C., & Rieh, S. Y. (2019). Inaugural issue perspectives on Information and Learning Sciences as an integral scholarly Nexus. *Information and Learning Sciences*, 120(1/2), 2-18.

Rimale, Z., El Habib, B. L., & Tragha, A. (2016). A Brief Survey and Comparison of m-Learning and e-Learning. *International Journal of Computer Networks and Communications Security*, 4(4), 89-95.

Rodgers, A. R., & Puterbaugh, M. (2017). Digital badges and library instructional programs: Academic library case study. *Journal of Electronic Resources Librarianship*, 29(4), 236-244.

Rodrigues, H., Almeida, F., Figueiredo, V., & Lopes, S. L. (2019). Tracking e-Learning through published papers: A systematic review. *Computers & Education*, 136(1), 87-98.

Schmidt Hanbidge, A., Sanderson, N., & Tin, T. (2016). Information Literacy on the Go! Adding Mobile to an Age Old Challenge. *International Association for Development of the Information Society*. <http://files.eric.ed.gov/fulltext/ED571443.pdf> Accessed 27 October 2019.

Shen, L., Xiong, B., & Hu, J. (2017). Research status, hotspots and trends for information behavior in China using bibliometric and co-word analysis. *Journal of Documentation*.

Small, H. (1999). Visualizing science by citation mapping. *Journal of the American Society for Information Science*, 50(9), 799-813.

Smiraglia, R. (2015). *Domain analysis for knowledge organization: tools for ontology extraction*. Oxford/Cambridge: Chandos Publishing.

Spring, H. (2016). Online learning: the brave new world of massive open online courses and the role of the health librarian. *Health Information & Libraries Journal*, 33(1), 84-88.

Stopar, K., & Bartol, T. (2019). Digital competences, computer skills and information literacy in secondary education: mapping and visualization of trends and concepts. *Scientometrics*, 118(2), 479-498.

Su, C. H., & Cheng, C. H. (2015). A mobile gamification learning system for improving the learning motivation and achievements. *Journal of Computer Assisted Learning*, 31(3), 268-286.

Tang, C. M., & Chaw, L. Y. (2016). Digital Literacy: A Prerequisite for Effective Learning in a Blended Learning Environment? *Electronic Journal of E-Learning*, 14(1), 54-65.

Trivedi, G. (2019). Visualization and Scientometric Mapping of Global Agriculture Big Data Research. *Library Philosophy and Practice*, 2478, 1-14.

Van Eck, N. J. & Waltman, L. (2007). VOS: A new method for visualizing similarities between objects. In H.-J. Lenz, R. Decker (Eds.), *Advances in Data Analysis: Proceedings of the 30th annual conference of the German Classification Society* (pp. 299-306). Cham: Springer.

Van Eck, N. J., & Waltman, L. (2011). Text mining and visualization using VOSviewer. <https://arxiv.org/abs/1109.2058> Accessed 3 November 2019.

Van Eck, N. J., & Waltman, L. (2014). Visualizing bibliometric networks. In Y. Ding, R. Rousseau, D. Wolfram (Eds.), *Measuring Scholarly Impact* (pp. 285-320). Cham: Springer.

Van Eck, N. J., Waltman, L., Dekker, R., & van den Berg, J. (2010). A comparison of two techniques for bibliometric mapping: Multidimensional scaling and VOS. *Journal of the American Society for Information Science and Technology*, 61(12), 2405-2416.

Van Eck, N., & Waltman, L. (2010). Software survey: VOSviewer, a computer program for bibliometric mapping. *Scientometrics*, 84(2), 523-538.

Vargas-Quesada, B. (2005). *Visualización y análisis de grandes dominios científicos mediante redes pathfinder (PFNET)*. Granada: Universidad de Granada.

Vassilakaki, E. (2014). Mobile Information Services in Libraries: A Review of Current Trends in Delivering Information. *Interlending & Document Supply*, 42(4), 176-186.

Virkus, S. (2012). *Challenges of Library and Information Science (LIS) Education*. Tallinn University, Institute of Information Studies. www.unica-network.eu/sites/default/files/Sirje%20Virkus_0.pdf Accessed 9 September 2019.

- Walsh, A. (2010). QR Codes – using mobile phones to deliver library instruction and help at the point of need. *Journal of Information Literacy*, 4(1), 55-65.
- Waltman, L., & Van Eck, N. J. (2012). A new methodology for constructing a publication-level classification system of science. *Journal of the American Society for Information Science and Technology*, 63(12), 2378-2392.
- Waltman, L., Van Eck, N. J., & Noyons, E. C. (2010). A unified approach to mapping and clustering of bibliometric networks. *Journal of Informetrics*, 4(4), 629-635.
- Waltman, L., Van Eck, N.J., & Noyons, E.C.M. (2010). A unified approach to mapping and clustering of bibliometric networks. *Journal of Informetrics*, 4(4), 629-635.
- Wissinger, C. L., Raish, V., Miller, R. K., & Borrelli, S. (2018). Expert Teams in the Academic Library: Going Beyond Subject Expertise to Create Scaffolded Instruction. *Journal of Library Administration*, 58(4), 313-333.
- Wray, C. C., & Mulvihill, R. (2018). Framing Up Digital Literacy: Reviewing and Reframing Information Literacy Modules. *The Reference Librarian*, 59(4), 195-204.
- Yan, E., Ding, Y., & Jacob, E. K. (2012). Overlaying communities and topics: an analysis on publication networks. *Scientometrics*, 90(2), 499-513.
- Yang, Y., Wu, M., & Cui, L. (2012). Integration of three visualization methods based on co-word analysis. *Scientometrics*, 90(2), 659-673.
- Yee, K. P., Swearingen, K., Li, K., & Hearst, M. (2003, April). Faceted metadata for image search and browsing. In *Proceedings of the SIGCHI conference on Human factors in computing systems* (pp. 401-408). ACM. <https://dl.acm.org/citation.cfm?id=642681> Accessed 2 October 2019.
- Yoon, B., Lee, S., & Lee, G. (2010). Development and application of a keyword-based knowledge map for effective R&D planning. *Scientometrics*, 85(3), 803-820.
- Zakharov, W., & Maybee, C. (2019). Bridging the Gap: Information Literacy and Learning in Online Undergraduate Courses. *Journal of Library & Information Services in Distance Learning*, 13(1-2), 215-225.
- Zawacki-Richter, O., & Latchem, C. (2018). Exploring four decades of research in Computers & Education. *Computers & Education*, 122, 136-152.
- Zhang, Y., Porter, A.L., Hu, Z., Guo, Y., & Newman, N.C. (2014). "Term clumping" for technical intelligence: A case study on dye-sensitized solar cells. *Technological Forecasting and Social Change*, 85, 26–39.
- Zhang, Y., Zhang, G., Zhu, D., & Lu, J. (2017). Scientific evolutionary pathways: Identifying and visualizing relationships for scientific topics. *Journal of the Association for Information Science and Technology*, 68(8), 1925-1939.
- Zhao, D., & Logan, E. (2002). Citation analysis using scientific publications on the Web as data source: A case study in the XML research area. *Scientometrics*, 54(3), 449-472.
- Zins, C. (2007). Classification schemes of Information Science: Twenty-eight scholars map the field. *Journal of the American Society for Information Science and Technology*, 58(5), 645-672.

Annexes

Annex 1. A sample of MoIL database

Database	Authors, Primary	Title Primary	Periodical Full	Pub Year	Keywords
SCOPUS	Sapargaliyev, Daniyar	Development of mobile learning in Kazakhstani higher education	International Journal of Mobile Learning and Organization	2012	Development; Higher education; Mobile learning
SCOPUS	Havelka, Stefanie	Mobile Information Literacy: Supporting Students' Research and Information Needs in a Mobile World	Internet Reference Services Quarterly	2013	information literacy; mlearning; mobile devices; mobile information literacy; mobile learning; mobile literacy; smartphones
SCOPUS	Kleinveldt, Lyn Tatum, Zulu, Mbali	Integrating tablet technology into information literacy training at CPUT libraries: a pilot project	Library Hi Tech News	2016	Blended learning; e-learning; Information literacy; Online learning environment; Student experience; Tablet technology
WOS	Magunje, Caroline; Brown, Cheryl	From Cellphone to Computer: University Students' Use of Technology in First Year	Proceedings of the 8th International Conference on E-Learning	2013	mobile phones; digital literacy; first year experience; female students; Higher-education; Experience; Education & Educational Research
ERIC	Bosman, J.P.; Strydom, Sanja	Mobile Technologies for Learning: Exploring Critical Mobile Learning Literacies as Enabler of Graduatness in a South African Research Led University	British Journal of Educational Technology	2016	Higher Education; Postsecondary Education; Qualitative Research; Graduation; Foreign Countries; Technology Uses in Education; Critical Literacy; College Students; Technological Literacy; Telecommunications; Skill Development; Teaching Methods; Handheld Devices
USA	Hicks, Alison; Sinkinson, Caroline	Situated Questions and Answers: Responding to Library Users with QR Codes	Reference & User Services Quarterly	2011	Internet access, Smartphones, Cellular telephones, Internet, Technological change, Librarians, Instant messaging, Codes, Museum exhibits, Communication, Education, Information retrieval
USA	Canuel, Robin; Crichton, Chad	Canadian academic libraries and the mobile web	New Library World	2011	Mobile communications networks, Websites, Academic libraries, Software, Mobile commerce, Analysis, Studies, Canada
USA	Mansour, Essam	Use of smartphone apps among library and information science students at South Valley University, Egypt	The Electronic Library	2016	Studies, Cellular telephones, Smartphones, Education, Teaching, Academic libraries, Research methodology, Learning, College students, Communication, University students, Researchers, Portable computers, Access to information, Library and information science, Schools of library and information science
USA	Mullins, Kimberly	Research Plus (TM) mobile app: information literacy "On the Go"	Reference Services Review	2017	Academic libraries, Librarians, Studies, Higher education, Students, School environment, Library resources, Learning, Design, Internet, Information literacy, Designers, Educational technology, Portable computers, Smartphones, Digital literacy, Access to materials, Mobile libraries, Usability, User services
USA	Paisons, Georgina	Information provision for HE distance learners using mobile devices	The Electronic Library	2010	Studies, Cellular telephones, Wireless communications, Library resources, Higher education, Foreign language learning, Internet resources, Academic libraries, Educational materials
USA	Walsh, Andrew	QR Codes -- Using Mobile Phones to Deliver Library Instruction and Help at the Point of Need	Journal of Information Literacy	2010	Mobile learning, mlearning, QR codes, mobile phones, context appropriate information literacy, location aware devices, article, Information literacy, Distance learning, User training, Cellular telephones, Quick Response
USA	Doi, Carolyn; Mason, James; Wiercinski, Jared	Mobile Access to Audio and Video Collections in Libraries and Other Cultural Institutions	Partnership: the Canadian Journal of Library and Information Practice and Research	2011	Library collections, Streaming media, Technology adoption, Mobile communications networks
USTA	Blakesley, Elizabeth	Asked and Answered	Journal of Academic Librarianship	2015	Academic libraries; Information literacy; RESEARCH; Distance education; Communication in education; Education
USTA	Ka, Eddie H.T.; Chiu, Dicks on KW.; Lo, Patrick; Ho, Kevin K.W.	Comparative Study on m-Learning Usage Among US Students from Hong Kong, Japan and Taiwan.	Journal of Academic Librarianship	2015	Comparison; Culture; Learning management platforms; Library and Information Science (US); Mobile learning (m-learning); Smartphone
USTA	Niauraite, Julija	Open e-learning - A part of library's services	IATUL Annual Conference Proceedings	2011	Information literacy; Academic libraries; Web services; Vilnius (Lithuania); Lithuania; Mobile communication systems in education; Open learning
USTA	Burkhardt, Andy; Cohen, Sarah Faye	Turn your cell phones on. Guide on the Side and LibWizard Tutorials Side-By-Side: How Do the Two Platforms for Split-Screen Online Tutorials Compare?	Communications in Information Literacy	2012	Information literacy; Academic librarians; Mobile communication systems; Québec (Province); Champlain College; Cell phones; Student response systems
SCOPUS	Sherriff, Graham	The disintermediated librarian and a reintermediated future	Journal of Web Librarianship	2017	digital learning objects; flipped instruction; information literacy; learner performance data; online learning; split-screen tutorials; Web services
SCOPUS	Brabazon, Tara	The disintermediated librarian and a reintermediated future	Australian Library Journal	2014	disintermediation; information literacy; mobile learning; reintermediation
SCOPUS	Meurant, Robert C.	L2 Digital Literacy: Korean EFL students use their cell phone videocams to make an L2 English video guide to their college campus	Proceedings The 2007 International Conference on Intelligent Pervasive Computing, IPC2007	2007	Computergraphics, Linguistics, Mobile phones, Students, Telecommunication equipment, Telephone, Telephone sets, Bilingual dictionaries, Cell phones, College students, Digital literacy, English languages, File conversion, Home pages, International conferences, Pedagogical applications, Pervasive Computing, Social networking, Ubiquitous computing
WOS	Gallago-Lema, Yanessa, Muñoz-Cristobal, Juan Alberto, Arribas-Cubero, Higinia Francisca, Rubia-Avi, Bartolomé	Ubiquitous learning: a learning process in Physical Education in the Natural Environment	Revista Latinoamericana de Tecnología Educativa-RELATEC	2016	Mobile Learning; Educational Technology; Teacher Training; ICT; Physical Education

Annex 2. Top terms

A. Digital Literacy Field			
Topic	Subtopic	Top term	N
Computer Skills	Computer Assisted Instruction	Computer aided instruction	46
		Computer software	7
	Computer Skills	Computer science	13
		ICT	41
	Information and Communication Technology	ICT in education	14
ICT skills		18	
e-Literacy	Digital Literacy	Digital library	19
		Digital literacy	39
	E-Literacy	Information needs	12
		Technological literacy	17
	Online Information Services	e-journals	16
		e-resources	27
	Online information services	24	

Table 1A: Top terms in Digital Literacy Field

B. Information Literacy Field				
Topic	Subtopic	Top term	N	
Academic Library	Librarian	Information management	9	
		Librarians	57	
	Library Instruction	Library instruction	34	
		Web-based instruction	10	
	Library Services	Information and Library Science	Libraries & Education	48
			Library research	11
			Library resources	16
			Library services	14
			Library services	20
	Library User Training	Academic library	118	
User training		56		
Critical Thinking	Critical Thinking	Critical thinking	16	
	Instruction and Embedded Instruction	Embedded librarianship	17	
	Use of E-resources	Usability	9	
Information Literacy	Life-long Learning	Adult education	12	
		Internet	12	
		Life long learning	15	
	Information Literacy	Information literacy	204	
		Information literacy instruction	23	
		Information literacy practices	15	
	Information literacy - Research	21		

Table 2A: Top terms in Information Literacy Field

C. Instruments and Methods Field			
Topic	Subtopic	Top Term	N
Assessment	Best Practices	Ethic and Quality	15

	Educational Outcomes	Performance	23
	Effectiveness	Self-efficacy	14
	Perceptions	Perceptions	12
	Students Evaluation	Assessment	21
		Evaluation	15
Instruments	Methods	Instrument design & Case studies	25
	Surveys & Tests	Surveys	29
Quantitative Techniques	Statistical Analysis	Statistical analysis	25

Table 3A: Top terms in Instruments and Methods Field

D. Teaching-learning process Field			
Topic	Subtopic	Top term	N
Blended Learning	Multimodal Learning	Collaborative work online	26
		Multimodal methodologies	36
Distance Education	Distance Learning	Distance education	73
		Distance learning	40
	Virtual Support	Platforms	19
Education Resources	Open Education	Internet in education	21
		Open courses	20
	Resource	Educational resources	31
	Web 2.0	Web 2.0	19
Faculty	Educational Technology	Educational technology	22
		Instructional materials	12
	Faculty	Curriculum	17
		Faculty	16
		Learning	25
	Faculty Development	Competencies	24
		Instructional development	16
		Instructional effectiveness	9
		Pedagogical innovations	16
	Higher Education	Education	51
		Higher education	89
		Postsecondary education	35
University & College		36	
Teaching learning methods	Cognitive style	19	
	Teaching methods	35	
Mobile and Ubiquitous learning	Mobile Communication Systems in Education	Mobile communication networks	20
		Digital media	17
	Mobile Devices	Mobile devices & Smartphones	33
		Mobile Learning	Mobile & Ubiquitous learning
Social Networks	Social networks	25	
Online Learning	E-learning	e-learning	56
		Online learning	73
		Learning management system	21
	Online Instruction	Online courses	27
		Online instruction	39
Tutorial Programs	Tutorial programs	17	
Students	Academic Skills	Cognitive skills	14
		Informational skills	15

	Learning skills	11
Graduated	Graduate students	16
Learning Practises	Learning experiences	21
Teacher Students Relationships	Teacher-student relationships	15
	Students	38
Undergraduates	Undergraduate students & College students	48

Table 4A: Top terms in Teaching-Learning process Field