

Integrated Task Assignment and Path Planning for Capacitated Multi-Agent Pickup and Delivery

Chen, Zhe; Alonso-Mora, Javier; Bai, Xiaoshan; Harabor, Daniel Damir; Stuckey, Peter James

DOI

[10.1109/LRA.2021.3074883](https://doi.org/10.1109/LRA.2021.3074883)

Publication date

2021

Document Version

Final published version

Published in

IEEE Robotics and Automation Letters

Citation (APA)

Chen, Z., Alonso-Mora, J., Bai, X., Harabor, D. D., & Stuckey, P. J. (2021). Integrated Task Assignment and Path Planning for Capacitated Multi-Agent Pickup and Delivery. *IEEE Robotics and Automation Letters*, 6(3), 5816-5823. <https://doi.org/10.1109/LRA.2021.3074883>

Important note

To cite this publication, please use the final published version (if applicable).
Please check the document version above.

Copyright

Other than for strictly personal use, it is not permitted to download, forward or distribute the text or part of it, without the consent of the author(s) and/or copyright holder(s), unless the work is under an open content license such as Creative Commons.

Takedown policy

Please contact us and provide details if you believe this document breaches copyrights.
We will remove access to the work immediately and investigate your claim.

Green Open Access added to TU Delft Institutional Repository

'You share, we take care!' - Taverne project

<https://www.openaccess.nl/en/you-share-we-take-care>

Otherwise as indicated in the copyright section: the publisher is the copyright holder of this work and the author uses the Dutch legislation to make this work public.

Integrated Task Assignment and Path Planning for Capacitated Multi-Agent Pickup and Delivery

Zhe Chen, Javier Alonso-Mora , Senior Member, IEEE, Xiaoshan Bai , Daniel D. Harabor, and Peter J. Stuckey 

Abstract—Multi-agent Pickup and Delivery (MAPD) is a challenging industrial problem where a team of robots is tasked with transporting a set of tasks, each from an initial location and each to a specified target location. Appearing in the context of automated warehouse logistics and automated mail sortation, MAPD requires first deciding which robot is assigned what task (i.e., Task Assignment or TA) followed by a subsequent coordination problem where each robot must be assigned collision-free paths so as to successfully complete its assignment (i.e., Multi-Agent Path Finding or MAPF). Leading methods in this area solve MAPD sequentially: first assigning tasks, then assigning paths. In this work we propose a new coupled method where task assignment choices are informed by actual delivery costs instead of by lower-bound estimates. The main ingredients of our approach are a marginal-cost assignment heuristic and a meta-heuristic improvement strategy based on Large Neighbourhood Search. As a further contribution, we also consider a variant of the MAPD problem where each robot can carry multiple tasks instead of just one. Numerical simulations show that our approach yields efficient and timely solutions and we report significant improvement compared with other recent methods from the literature.

Index Terms—Task assignment, motion and path planning .

I. INTRODUCTION

IN AUTOMATED warehouse systems, a team of robots works together to fulfill a set of customer orders. Each order comprises one or more items found on the warehouse floor, which must be delivered to a picking station for consolidation and delivery. In automated sortation centres, meanwhile, a similar problem arises. Here, the robotic team is tasked with carrying mail tasks from one of several emitter stations, where new parcels arrive, to a bin of sorted tasks, all bound for the same

Manuscript received October 15, 2020; accepted February 21, 2021. Date of publication April 21, 2021; date of current version June 15, 2021. This letter was recommended for publication by Associate Editor M. Morales and Editor N. Amato upon evaluation of the reviewers' comments. This work was supported in part by the Australian Research Council under Grants DP190100013 and DP200100025, in part by the Amazon Research Awards, by the European Union's Horizon 2020 Research and Innovation Programme under Grant 101017008, and in part by the National Natural Science Foundation of China under Grant 62003217. (*Corresponding author: Xiaoshan Bai.*)

Zhe Chen, Daniel D. Harabor, and Peter J. Stuckey are with the Faculty of Information Technology, Monash University, Clayton, VIC 3800, Australia (e-mail: zhe.chen@monash.edu; daniel.harabor@monash.edu; peter.stuckey@monash.edu).

Javier Alonso-Mora is with the Department of Cognitive Robotics, Delft University of Technology, Delft, 2628 CD, The Netherlands (e-mail: j.alonsomora@tudelft.nl).

Xiaoshan Bai is with the College of Mechatronics and Control Engineering, Shenzhen University, Shenzhen 518060, China, and also with the Department of Cognitive Robotics, Delft University of Technology, Delft, 2628 CD, The Netherlands (e-mail: baixiaoshan@szu.edu.cn).

Digital Object Identifier 10.1109/LRA.2021.3074883



Fig. 1. MAPD applications: (a) an automated fulfillment center with robots carrying multiple objects [6]; (b) an automated sortation centre [7].

processing facility where they will be dispatched for delivery. Illustrated in Fig. 1, such systems are at the heart of logistics operations for major online retailers such as Amazon and Alibaba. Practical success in both of these contexts depends on computing timely solutions to a challenging optimization problem known in the literature as Multi-agent Pickup and Delivery (MAPD) [1].

In MAPD, we are given a set of tasks (equiv. packages) and a team of cooperative agents (equiv. robots). Our job is twofold: first, we must assign every task to some robot; second, we need to find for each robot a set of collision-free paths that guarantee every assigned task to be successfully completed. Each of these aspects (resp. Multi-robot task assignment (TA) [2] and Multi-agent Path Finding (MAPF) [3]) is itself intractable, which makes MAPD extremely challenging to solve in practice. Further complicating the situation is that the problem is *lifelong* or *online*, which means new tasks arrive continuously and the complete set of tasks is a priori unknown.

A variety of different approaches for MAPD appear in the recent literature. Optimal algorithms, such as CBS-TA [4], guarantee solution quality but at the cost of scalability: only small instances can be solved and timeout failures are common. Decentralised solvers, such as TPTS [1], can scale to problems with hundreds of agents and hundreds of tasks but at the cost of solution quality: assignments are greedy and made with little regard to their impact on overall solution costs. Other leading methods, such as TA-Hybrid [5], suggest a middle road: MAPD is solved centrally but as a sequential two-stage problem: task assignment first followed by coordinated planning after. The main drawback in this case is that the assignment choices are informed only by lower-bound delivery estimates instead of actual costs. In other words, the cost of the path planning task may be far higher than anticipated by the task assignment solver.

In this work we consider an alternative approach to MAPD which solves task assignment and path planning together. We design a marginal-cost assignment heuristic and a meta-heuristic improvement strategy to match tasks to robots. The costs of these assignments are evaluated by solving the associated coordination problem using prioritised planning [8]. We then

iteratively explore the space of possible assignments by destroying and repairing an incumbent solution using Large Neighbourhood Search [9]. We give a complete description of this algorithm and we report convincing improvement in a range of numerical simulations vs. the Token Pass and Task Swap (TPTS) algorithm in [1], arguably the current state-of-the-art sub-optimal method in this area. As a further contribution we also consider and evaluate a natural extension of the MAPD problem where each agent is allowed to carry more than one task at a time, reflecting emerging robotic warehouse systems (see e.g. [6], Fig. 1(a)). For comparison, all other work in the literature assume the capacity of each agent is always 1 which implies immediate delivery is required after every pickup. We show that in the generalised case solution costs can decrease substantially, allowing higher system performance with the same number of agents.

II. RELATED WORK

A. Task Assignment

The problem studied in this letter requires both the task assignment of robots and the planning of collision-free paths. Nguyen *et al.* [10] solved a generalised target assignment and path finding problem with answer set programming. They designed an approach operating in three phases for a simplified warehouse variant, where the number of robots is no smaller than the number of tasks and unnecessary waiting of agents exists between the three phases. As a result, the designed approach scales only to 20 tasks or robots.

The task assignment aspect of the studied problem is related to multi-robot task allocation problems, which have been widely studied [2], [11]. Most closely related are the VRP [12] and its variants [13], all of which are NP-hard problems. The pickup and delivery task assignment problems have also received attention [14], [15]. In [14], the package delivery task assignment for a truck and a drone to serve a set of customers with precedence constraints was investigated, where several heuristic assignment algorithms are proposed. Cordeau and Laporte [15] conducted a review on the dial-a-ride problem, where the pickup and delivery requests for a fleet of vehicles to transport a set of customers need to respect the customers' origins and destinations. In [16], the original concept of regret for not making an assignment may be found to assign customers to multiple depots in a capacity-constrained routing, where the regret is the absolute difference between the best and the second best alternative. For the vehicle routing and scheduling problem with time windows in [17], Potvin and Rousseau used the sum of the differences between the best alternative and all the other alternatives as the regret to route each customer. Later on, in [18], agent coordination with regret clearing was studied. In the letter, each task is assigned to the agent whose regret is largest, where the regret of the task is the difference between the defined team costs resulting from assigning the task to the second best and the best agent. But all the methods above avoid reasoning about collisions of vehicles, they assume, quite correctly for vehicle routing, that routes of different vehicles do not interfere. This assumption does not hold however for automated warehouses or sortation centres.

B. Multi-Agent Pickup and Delivery

For warehouses or sortation centres, it is necessary to consider the interaction between agent routes. The MAPD problem

describes this scenario. Ma *et al.* [1] solves the MAPD problem online in decentralised manner using a method similar to *Cooperative A** [8], and in a centralised manner, which first greedily assigns tasks to agents using a Hungarian Method and then uses *Conflict Based Search* (CBS) [19] to plan collision-free paths. Liu *et al.* [5] proposed TA-Hybrid to solve the problem offline, which assumes all incoming tasks are known initially. TA-Hybrid first formulates the task assignment as a travelling salesman problem (TSP) and solves it using an existing TSP solver. Then it plans collision-free paths using a CBS-based algorithm.

Researchers have also investigated how to solve this problem optimally. Honig *et al.* [4] proposed CBS-TA, which solves the problem optimally by modifying CBS to search an assignment search tree. However, solving this problem optimally is challenging, which leads to the poor scalability of CBS-TA. Other limitations of CBS-TA and *TA-Hybrid* are that they are both offline and hard to adapt to work online, and they don't allow an agent to carry multiple items simultaneously.

C. Multi-Agent Path Finding

Multi-agent path finding (MAPF) is an important part of MAPD problem and is well studied. Existing approaches to solve MAPF problems are categorised as optimal solvers, bounded-suboptimal solvers, prioritised solvers, rule-based solvers, and so on. Optimal solvers include *Conflict Based Search* (CBS) [19], *Branch-and-Cut-and-Price* (BCP) [20], *A** based solvers [21] and *Reduction Based Solvers* [22]. These solvers solve the problem optimally and their weakness is the poor scalability. Bounded-suboptimal solvers such as *Enhanced CBS* (ECBS) [23] can scale to larger problems to find near optimal solutions. Prioritised solvers plan paths for each agent individually and avoid collisions with higher priority agents. The priority order can be determined before planning as in *Cooperative A** (CA) [8], or determined on the fly as in *Priority Based Search* (PBS) [24]. Rule-based solvers like *Parallel Push and Swap* [25] guarantee to find solutions to MAPF in polynomial time, but the quality of these solutions is far from optimal. Some researchers focus on the scalability of online multi-agent path finding in MAPD problem. *Windowed-PBS* [26] plans paths for hundreds of agents in MAPD problem, however it assumes that tasks are assigned by another system.

D. Practical Considerations

This research focuses on the task assignment and path planning for real world applications. However, it also needs to consider plan execution and kinematic constraints necessary to achieve a computed plan in practice.

One issue that can arise in practice is unexpected delays, such as those that can be caused by a robot's mechanical differences, malfunctions, or other similar issues. Several robust plan execution policies were designed in [27] and [28] to handle unexpected delays during execution. The plans generated by our algorithms can be directly and immediately combined with these policies. Furthermore, *k*-robust planning was proposed in [29], which builds robustness guarantees into the plan. Here an agent can be delayed by up to *k* timesteps and the plan remains valid. Our algorithms can also adapt this approach to generate a *k*-robust plan.

Actual robots are further subject to kinematic constraints, which are not considered by our MAPF solver. To overcome

this issue, a method was introduced in [30] for post-processing a MAPF plan to derive a plan-execution schedule that considers a robot's maximum rotational velocities and other properties. This approach is compatible with and applicable to any MAPF plan computed by our approach.

III. PROBLEM FORMULATION

Consider that multiple dispersed robots need to transport a set of tasks from their initial dispersed workstations to corresponding destinations while avoiding collisions, where each task has a release time, that is the earliest time to be picked up. The robots have a limited loading capacity, which constrains the number of tasks that each robot can carry simultaneously. Each robot moves with a constant speed for transporting the tasks and stops moving after finishing its tasks. The objective is to minimise the robots' total travel delay (TTD) to transport all the tasks while avoiding collisions.

A. Formula Definition as an Optimisation Problem

We use $\mathcal{P} = \{1, \dots, n\}$ to denote the set of indices of n randomly distributed tasks that need to be transported from their initial locations to corresponding dispersed destinations. Each task $i \in \mathcal{P}$ is associated with a given tuple (s_i, g_i, r_i) , where s_i is the origin of i , g_i is the destination of i , and r_i is the release time of i . $\mathcal{R} = \{n+1, \dots, n+m\}$ denotes the set of indices of $m > 1$ robots that are initially located at dispersed depots. We use s_k to represent the origin of robot $k \in \mathcal{R}$. To transport task i , one robot needs to first move to the origin s_i of i to pick up the task no earlier than its release time r_i , and then transport the task to its destination g_i . It is assumed that the robots can carry a maximum of C tasks at any time instant. Let $n_k(t) \leq C$ be the number of tasks carried by robot $k \in \mathcal{R}$ at time instant t , and $p_k(t)$ be the position of robot k at t . We model the operation environment as a graph consisting of evenly distributed vertices and edges connecting the vertices, and assume that the tasks and robots are initially randomly located at the vertices. When the robots move along the edges in the graph, they need to avoid collision with each other: so two robots cannot be in the same vertex at the same time instant t , and they also cannot move along the same edge in opposite directions at the same time. Let $\mathcal{I} = \{s_1, \dots, s_{n+m}, g_1, \dots, g_n\}$, and $t(i, j)$ denote the shortest time for a robot to travel from i to j for each pair of $i, j \in \mathcal{I}$. Trivially, $t(i, i) = 0$ for each $i \in \mathcal{I}$.

Let $\sigma_{ijk} : \mathcal{I} \times \mathcal{I} \times \mathcal{R} \rightarrow \{0, 1\}$ be the path-planning mapping that maps the indices $i, j \in \mathcal{I}$ of the starting and ending locations and $k \in \mathcal{R}$ of the k th robot to a binary value, which equals one if and only if it is planned that robot k directly travels from location i to location j for performing a pick-up or drop-off operation for transporting the tasks associated with the locations. So $\sigma_{iik} = 0$ for all $i \in \mathcal{I}$ and $k \in \mathcal{R}$. Let the task-assignment mapping $\mu_{ik} : \mathcal{P} \times \mathcal{R} \rightarrow \{0, 1\}$ map the indices $i \in \mathcal{P}$ of the i th task and $k \in \mathcal{R}$ of the k th robot to a binary value, which equals one if and only if it is planned that robot k picks up task i at s_i no earlier than r_i and then transports i to its destination. We use variable $a(j)$, initialised as $a(j) = 0$, to denote the time when a robot performs a pick-up or drop-off operation at location $j \in \mathcal{I}$ to transport a task. Thus, $n_k(a(s_i) + 1) = n_k(a(s_i)) + 1$ if $p_k(a(s_i)) = s_i$, and $n_k(a(g_i) + 1) = n_k(a(g_i)) - 1$ if $p_k(a(g_i)) = g_i, \forall i \in \mathcal{P}, \forall k \in \mathcal{R}$.

Then, the objective to minimize the total travel delay (TTD) for the robots to transport all the tasks while avoiding collisions is to minimise

$$\text{TTD} = \sum_{i \in \mathcal{P}} (a(g_i) - r_i - t(s_i, g_i)), \quad (1)$$

subject to

$$\sum_{j \in \mathcal{I}} \sigma_{js_ik} = \sum_{j \in \mathcal{I}} \sigma_{s_ijk}, \quad \forall i \in \mathcal{P}, \forall k \in \mathcal{R}; \quad (2)$$

$$\sum_{j \in \mathcal{I}} \sigma_{js_ik} = \mu_{ik}, \quad \forall i \in \mathcal{P}, \forall k \in \mathcal{R}; \quad (3)$$

$$\sum_{k \in \mathcal{R}} \mu_{ik} = 1, \quad \forall i \in \mathcal{P}; \quad (4)$$

$$\sigma_{ijk} \cdot (p_k(a(i)) - i) = 0, \quad \forall i, j \in \mathcal{I}, \forall k \in \mathcal{R}; \quad (5)$$

$$\sigma_{ijk} \cdot (p_k(a(j)) - j) = 0, \quad \forall i, j \in \mathcal{I}, \forall k \in \mathcal{R}; \quad (6)$$

$$r_i \leq a(s_i), \quad \forall i \in \mathcal{P}; \quad (7)$$

$$\sigma_{ijk} \cdot (a(i) + t(i, j)) \leq a(j), \quad \forall i, j \in \mathcal{I}, \forall k \in \mathcal{R}; \quad (8)$$

$$n_k(t) \leq C, \quad \forall k \in \mathcal{R}, \forall t; \quad (9)$$

$$p_k(t) \neq p_w(t), \quad \forall k, w \in \mathcal{R}, k \neq w, \forall t; \quad (10)$$

$$(p_k(t), p_k(t+1)) \neq (p_w(t+1), p_w(t)), \quad \forall k, w \in \mathcal{R}, \forall t; \quad (11)$$

$$\sigma_{ijk}, \mu_{ik} \in \{0, 1\}, \quad \forall i, j \in \mathcal{I}, \forall k \in \mathcal{R}.$$

Constraint (2) requires that the same robot drops off the task picked up by it; (3) denotes that a task will be transported by a robot if the robot picks up the task; (4) implies that each task is transported by exactly one robot; (5) and (6) require that vehicle k will visit all the locations, planned to be visited, at certain time instants; (7) guarantees that the earliest time for the robots to pickup every task is the time when the task is released; (8) ensures that there is no shorter time for each robot to move between two arbitrary locations i and j compared with $t(i, j)$; (9) guarantees that the robots' capacity constraint is always satisfied; (10) and (11) require that there is no collision between any two robots.

IV. TASK ASSIGNMENT AND PATH PLANNING

Existing MAPD algorithms perform task assignment and path planning separately. Here we propose several algorithms for simultaneous task assignment and path planning, and path costs from planning are used to support the task assignment.

A. Task Assignment Framework

Fig. 2 shows the overall process of how task assignment and path planning are performed simultaneously. The key component of this approach is a current assignment set \mathcal{A} and a priority heap \mathcal{H} . \mathcal{A} stores a set of assignments a_k which contains o_k , an ordered sequence of actions (pick-up and drop-off each task) assigned to each robot $k \in \mathcal{R}$, k 's current collision-free *path*, and the TTD for k to transport the assigned tasks. o_k is initialised as $\{s_k\}$, and $t(o_k)$ is used to denote the TTD for robot k to transport all the tasks by following o_k . The priority heap \mathcal{H} stores a set of potential assignment heaps h_i , one for each unassigned task $i \in \mathcal{P}$. A potential assignment heap h_i for task i stores all

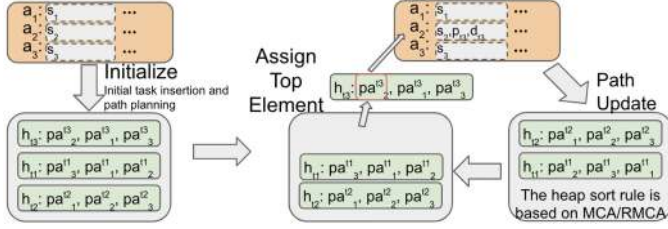


Fig. 2. The flowchart of MCA/RMCA for assigning three tasks/packages $\{t_1, t_2, t_3\}$ to three robots $\{1, 2, 3\}$. The gray box is priority heap \mathcal{H} , green box is potential assignment heap h , orange box is current assignment set \mathcal{A} , dashed border box is ordered action sequence o_i for each robot i , s_i is i 's initial location, and p_{t_3} and d_{t_3} are respectively the pick-up and destination location of task t_3 .

Algorithm 1: Simultaneous Task Assignment and Path Planning.

Require: Current Assignment Set \mathcal{A} , task set \mathcal{P} , robot set \mathcal{R} , and the loading capacity C .

- 1: $\mathcal{P}^u \leftarrow \mathcal{P}$
 - 2: $\mathcal{H} \leftarrow$ build potential assignment heaps based on \mathcal{A}
 - 3: **while** $\mathcal{P}^u \neq \emptyset$ **do**
 - 4: $pa_k^i \leftarrow \mathcal{H}.top().top()$
 - 5: $\mathcal{A} \leftarrow (\mathcal{A} - \{a_k\}) \cup \{pa_k^i\}$
 - 6: $a_k \leftarrow pa_k^i$
 - 7: Delete i from \mathcal{P}^u
 - 8: Delete h_i from \mathcal{H}
 - 9: **for** $h_j \in \mathcal{H}$ **do**
 - 10: // Update pa_k^j based on $a_k.o_k$
 - 11: $pa_k^j \leftarrow$ Get assignment of j on k from h_j
 - 12: $pa_k^j.o_k^j \leftarrow insert(j, a_k.o_k)$
 - 13: $pa_k^j.path \leftarrow planPath(pa_k^j.o_k^j)$
 - 14: $h_j.update(pa_k^j)$
 - 15: // Update top elements' paths
 - 16: $updateHeapTop(h_j, a_k, 1 + (RMCA))$ // Algorithm 2
 - 17: **end for**
 - 18: **end while**
 - 19: **return** \mathcal{A}
-

potential assignments of i to each robot $k \in \mathcal{R}$ based on k 's current assignment a_k . An entry in the heap h_i is a potential assignment pa_k^i of task i to robot k which includes updated versions of o_k and a revised path and cost for the agent under the addition of task i to robot k . The algorithm continues assigning tasks from the unassigned task set \mathcal{P}^u initialized as \mathcal{P} , and keeps updating \mathcal{H} until all tasks are assigned.

Algorithm 1 shows the pseudo-code for task assignment framework. At the start of the algorithm, \mathcal{A} has no assigned tasks and paths. \mathcal{H} is initialized to include one potential assignment heap for each task. Each potential assignment heap tries to assign the task i to every robot based on \mathcal{A} .

The main while loop of the algorithm keeps selecting and assigning the top potential assignment pa_k^i of the top potential assignment heap of \mathcal{H} . The potential assignment pa_k^i assigns task i to robot k . Then the $a_k \in \mathcal{A}$ is replaced by pa_k^i , h_i is deleted from \mathcal{H} and i deleted from \mathcal{P}^u . When the action sequences o_k and path for robot k in \mathcal{A} change, all other potential assignment's

Algorithm 2: Update Potential Assignment Heap for (R)MCA.

Require: Assignment heap h_j , new assignment a_k , limit v

- 1: **while** \exists element pa_l^j in top v elements of h_j with collision with $a_k.path$ **do**
 - 2: $pa_l^j.path \leftarrow planPath(pa_l^j.o_l^j, a_k)$
 - 3: $h_j.updateTop(v)$
 - 4: **end while**
-

action sequence o_k^j on robot k in any $h_j, j \in \mathcal{P}^u/\{i\}$, must be recalculated based on the new path for agent k .

The behaviour of $insert()$ function in Algorithm 1 will be explained in Section IV-B and Section IV-C. The $planPath()$ function uses prioritised planning with space-time A* [8], which is fast and effective, to plan a single path for agent k following its ordered action sequence o_k while avoiding collisions with any other agents' existing paths in \mathcal{A} . As a result, the overall priority order for path planning is decided by the task assignment sequence. It is worth noting that the path planning part of Algorithm 1 might be incomplete as the prioritised planning is known to be incomplete [24].

For the remaining potential assignments on robot $k, k' \neq k, k' \in \mathcal{R}$ in any h_j , the recalculation of action sequence $o_{k'}^j$ is not necessary since the assigned tasks $a_{k'} \in \mathcal{A}$ do not change. However their current paths may collide with the updated agents path $a_k.path$. To address this issue, we could check for collisions of all potential assignments for agents other than k and update their paths if they collide with the new path for agent k . A faster method is to only check and update the paths for assignments at the top v elements of each potential assignment heap using the $updateHeapTop()$ function shown in Algorithm 2. Using the second method saves considerable time and it only slightly influences the task assignment outcome.

A potential assignment heap sorts each potential assignment in increasing order of marginal cost. The sorting order of \mathcal{H} is decided by the task selection methods defined below.

B. Marginal-Cost Based Task Selection

We now introduce the marginal-cost based task assignment algorithm (MCA). The target of MCA is to select a task i^* in \mathcal{P}^u to be assigned to robot $k^* \in \mathcal{R}$, with action sequences q_1^* and q_2^* for k^* to pick up and deliver i^* , while satisfying:

$$(k^*, i^*, q_1^*, q_2^*) = \arg \min_{\substack{k \in \mathcal{R}, i \in \mathcal{P}^u, \\ 1 < q_1 \leq |o_k|, \\ q_1 < q_2 \leq |o_k| + 1}} \{t((o_k \oplus_{q_1} s_i) \oplus_{q_2} g_i) - t(o_k)\}, \quad (12)$$

where operator $(o_k \oplus_{q_1} s_i) \oplus_{q_2} g_i$ means to first insert location s_i at the q_1 th position of the current route o_k , and then insert location g_i at the q_2 th position of the current o_k . If $q_1 = |o_k|$, s_i is inserted to the second last of o_k where $|o_k|$ is the length of o_k and the last action should always be go back to start location. After assigning task i^* to robot $k^* \in \mathcal{R}$, the unassigned task set \mathcal{P}^u is updated to $\mathcal{P}^u = \mathcal{P}^u \setminus \{i^*\}$, and k^* 's route is updated to $o_{k^*} = (o_{k^*} \oplus_{q_1^*} s_{i^*}) \oplus_{q_2^*} g_{i^*}$.

To satisfy equation (12), the $insert()$ function in Algorithm 1 tries all possible combinations of q_1^* and q_2^* and selects q_1^* and q_2^* that minimise the incurred marginal TTD by following o_k while

ignoring collisions for transporting task i^* , where k 's load is always smaller than capacity limit C . Then the $planPath()$ function uses an A^* algorithm to plan a path following o_k^i , while avoiding collision with any $a_{k'}.path$, $a_{k'} \in \mathcal{A}$, $k' \neq k$, and calculates the real marginal cost in terms of TTD. Finally, the $updateHeapTop()$ function (Algorithm 2 with $v = 1$) updates the potential assignment heaps. The heap of potential assignment heaps \mathcal{H} sorts potential assignment heaps based on marginal cost of the top potential assignment $pa_{i_{op}}^i$ of each potential assignment heap h_i in increasing order, where $i \in \mathcal{P}^u$.

C. Regret-Based Task Selection

This section introduces a regret-based MCA (RMCA), which incorporates a form of look-ahead information to select the proper task to be assigned at each iteration. Inspired by [16], [18], RMCA chooses the next task to be assigned based on the difference in the marginal cost of inserting the task into the best robot's route and the second-best robot's route, and then assigns the task to the robot that has the lowest marginal cost to transport the task.

For each task i in the current unassigned task set \mathcal{P}^u , we use k_1^* to denote the robot that inserting i into its current route with the smallest incurred marginal travel cost while avoiding collisions, where

$$(k_1^*, q_1^*, q_2^*) = \arg \min_{\substack{k_1 \in \mathcal{R}, \\ 1 < q_1 \leq |o_k|, \\ q_1 < q_2 \leq |o_k| + 1}} \{t((o_k \oplus_{q_1} s_i) \oplus_{q_2} g_i) - t(o_k)\}. \quad (13)$$

The second-best robot $k_2^* \in \mathcal{R} \setminus \{k_1^*\}$ to serve i is

$$(k_2^*, p_1^*, p_2^*) = \arg \min_{\substack{k_2 \in \mathcal{R} \setminus \{k_1^*\}, \\ 1 < p_1 \leq |o_k|, \\ p_1 < p_2 \leq |o_k| + 1}} \{t((o_k \oplus_{p_1} s_i) \oplus_{p_2} g_i) - t(o_k)\}. \quad (14)$$

Then, we propose two methods for RMCA to determine which task $i^* \in \mathcal{P}^u$ will be assigned.

The first method, **RMCA(a)**, uses *absolute regret* which is commonly used in other regret-based algorithms. The task selection satisfies:

$$i^* = \arg \max_{i \in \mathcal{P}^u} t((o_{k_2^*} \oplus_{p_1^*} s_i) \oplus_{p_2^*} g_i) - t((o_{k_1^*} \oplus_{q_1^*} s_i) \oplus_{q_2^*} g_i). \quad (15)$$

The second method, **RMCA(r)**, uses *relative regret* to select a task satisfying the following equation:

$$i^* = \arg \max_{i \in \mathcal{P}^u} t((o_{k_2^*} \oplus_{p_1^*} s_i) \oplus_{p_2^*} g_i) / t((o_{k_1^*} \oplus_{q_1^*} s_i) \oplus_{q_2^*} g_i). \quad (16)$$

Both RMCA(r) and RMCA(a) use the same $insert()$ function in Section IV-B to select an insert location for each potential assignment. The main difference between RMCA and MCA is that the heap \mathcal{H} sorts the potential assignment heaps h_i , $i \in \mathcal{P}^u$ by absolute or relative regret. RMCA uses Algorithm 2 with $v = 2$ to ensure that the top two elements of each heap are kept up to date.

D. Anytime Improvement Strategies

After finding an initial solution based on RMCA, we make use of an anytime improvement strategy on the solution. This

Algorithm 3: Anytime Improvement Strategy.

Require: A set of current assignment \mathcal{A} , Group size n , *time limit*

- 1: **while** *runtime* < *time limit* **do**
 - 2: $\mathcal{A}', \mathcal{P}^u \leftarrow destroyTasks(\mathcal{A}, n)$
 - 3: $\mathcal{A}' \leftarrow RMCA(\mathcal{A}', \mathcal{P}^u)$
 - 4: **if** $\mathcal{A}'.cost \leq \mathcal{A}.cost$ **then**
 - 5: $\mathcal{A} = \mathcal{A}'$
 - 6: **end if**
 - 7: **end while**
 - 8: **return** A set of current assignment \mathcal{A}
-

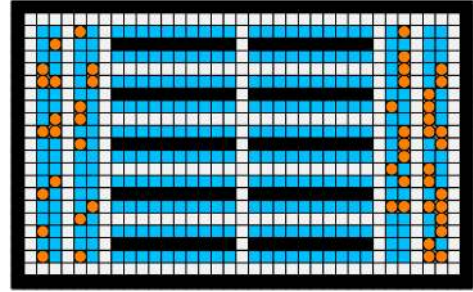


Fig. 3. A warehouse map with 21 x 35 tiles, where blue tiles are endpoints for tasks, orange tiles are initial locations of the robots, and black tiles are static obstacles.

strategy is based on the concept of Large Neighbourhood Search (LNS) [9]. As shown in Algorithm 3, the algorithm will continuously destroy some assigned tasks from the current solution and reassign these tasks using RMCA. If a better solution is found, we adopt the new solution, and otherwise we keep the current solution. We keep destroying and re-assigning until time out. We propose three neighbour selection strategies to select tasks to destroy.

1) *Destroy Random*: This method randomly selects a group of tasks from all assigned tasks. The selected tasks are removed from their assigned agents and re-assigned using RMCA.

2) *Destroy Worst*: This strategy randomly selects a group of tasks from the agent with the worst TTD. The algorithm records the tasks that are selected in a tabu list to avoid selecting them again. After all tasks are selected once, we clear the tabu list and allow all tasks to be selected again.

3) *Destroy Multiple*: This method selects a group of agents that have the worst sum of TTD. Then it randomly destroys one task from each agent. It also makes use of a tabu list as in the previous strategy.

V. EXPERIMENTS

We perform our experiments on a 21 x 35 warehouse map as shown in Fig. 3, where black tiles are static obstacles, white tiles are corridors, blue tiles represent potential origins and destinations (endpoints) of the tasks, and orange tiles represent starting locations of the robots.

For the experiments, we test the performance of the designed algorithms under different instances. Each instance includes a set of packages/tasks with randomly generated origins and

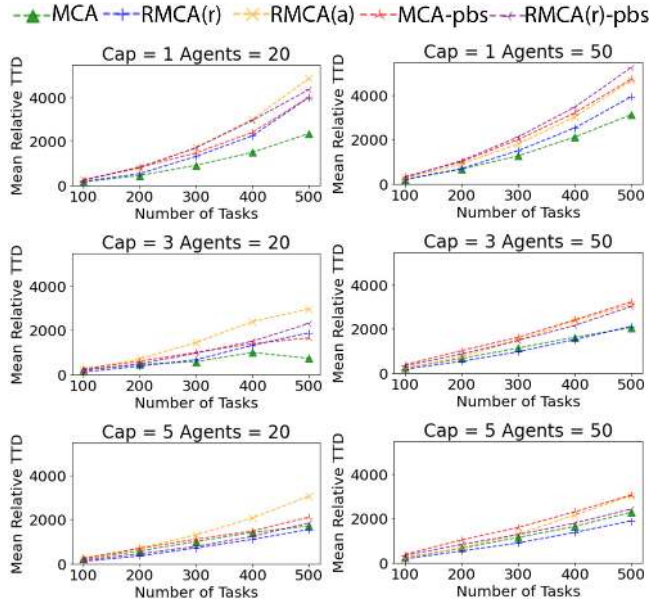


Fig. 4. Mean relative TTD versus number of tasks on different numbers of agents and different capacity values.

destinations and a fleet of robots/agents, where the origin and destination for each task are different.¹

A. One-Shot Experiment

We first evaluate the designed algorithms in an offline manner to test their scalability. Here, we assume that all the tasks are initially released. This helps us to learn how the number of tasks and other parameters influence the algorithms' performance, and how many tasks our algorithm can process in one assignment time instant.

1) *Relative TTD and Runtime*: The first experiment compares variants of methods for different numbers of agents and different capacities of agents. We compare two decoupled versions of the algorithms, where we first complete the task assignment before doing any route planning. In these variants we use optimal path length as the distance metric while performing task assignment. We consider two variants: decoupled MCA (MCA-pbs) where we simply assign tasks to the agent which will cause the least delay (assuming optimal path length travel), and decoupled RMCA (RMCA(r)-pbs) where we assign the task with maximum relative regret to its first choice. The routing phase uses PBS [24] to rapidly find a set of collision-free routes for the agents given the task assignment. We compare three coupled approaches: MCA uses greedy task assignment, while RMCA instead uses maximum (absolute or relative) regret to determine which task to assign first. For each number of tasks, each number of agents (Agents) and each capacity (Cap), we randomly generate 25 instances. Each task in each instance randomly selects two endpoints (blue tiles in Fig. 3) as the start and goal locations for the task.

Fig. 4 shows the algorithms' relative TTD. The relative TTD is defined as real TTD minus the TTD of RMCA(r) when ignoring collisions. The reason we use relative TTD as a baseline is that

¹Our implementation codes of the designed algorithms are available at: <https://github.com/nobodyczcz/MCA-RMCA.git>

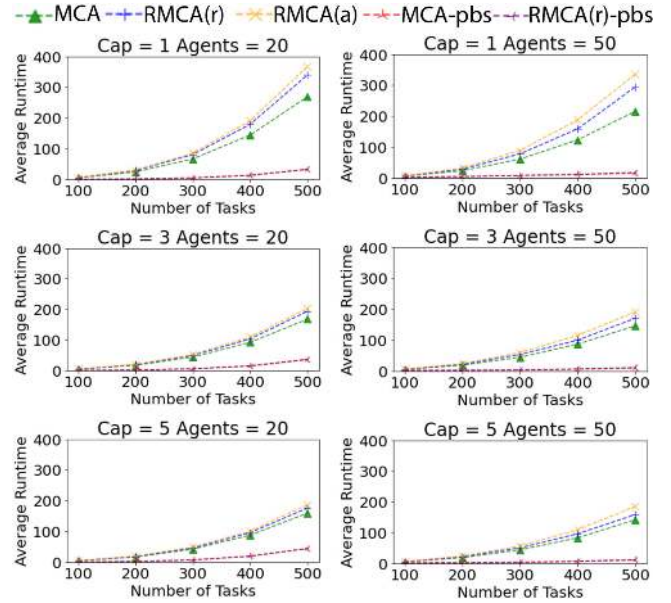


Fig. 5. Average runtime versus number of tasks on different numbers of agents and different capacity values.

the absolute TTD values in one-shot experiment are very large numbers varying in a relative small range. If using absolute TTD values, it is hard to distinguish the performance difference of algorithms in plots. Overall we can see that the decoupled methods are never the best, thus justifying that we want to solve this problem in a coupled manner instead of separate task assignment and routing. For Cap = 1, MCA is preferable since we cannot modify the route of an agent already assigned to a task to take on a new task and regret is not required. For Cap = 3, RMCA(r) eventually becomes the superior approach as the number of agents grows. When Cap = 5, RMCA(r) is clearly the winner. Interestingly, the absolute regret based approach RMCA(a) does not perform well at all. This may be because the numbers of tasks assigned to the individual agents by RMCA(a) are far from even, and the resulting travel delay changes greatly when agents are assigned with more tasks. In other words, RMCA(a) prefers to assign tasks to agents with more tasks. The relative regret is more stable to these changes.

Fig. 5 shows the average runtime for the above experiment. The results show that decoupled approaches are advantageous in runtime, especially for instances with a large number of tasks and small capacity. Although RMCA and MCA require more runtime than the decoupled approaches, we demonstrate below that MCA and RMCA are still competitive in runtime compared with other algorithms.

2) *Anytime Improvement Methods*: The second experiment uses any time improvement algorithm to improve the solution from RMCA(r) for 60 seconds with three neighbourhood destroy strategies: *Destroy random (DR)*, *Destroy worst (DW)* and *Destroy multiple (DM)*. For each destroy strategy, we run experiments on different destroy group sizes (how many tasks to destroy each time). The experiment is performed on 25 instances that each have 500 tasks with different capacity values and agents' numbers.

Table I shows the results of relative TTD of RMCA(r)/MCA (Relative to the TTD of RMCA(r) that ignores collisions, and

TABLE I
MEAN RELATIVE TTD OF ANYTIME RMCA/RMCA ON 500 TASKS

Cap	Agents	RMCA(r)	RMCA(r)+DR			RMCA(r)+DW			RMCA(r)+DM		
			Group Size			Group Size			Group Size		
			1	3	5	1	3	5	1	3	5
1	20	2762	1800	1687	1752	2108	2025	2088	2714	2565	2454
	30	2871	2009	1902	1915	2276	2215	2363	2827	2743	2652
	40	2876	2089	2031	2060	2367	2328	2471	2836	2788	2701
	50	2906	2195	2173	2199	2481	2469	2604	2887	2830	2791
3	20	1085	529	487	470	530	416	464	1058	980	861
	30	1132	765	710	689	729	654	686	1116	1074	1023
	40	1155	819	798	781	812	791	792	1148	1129	1108
	50	1193	888	856	858	875	862	877	1187	1171	1131
5	20	726	370	331	319	311	253	260	698	635	585
	30	757	452	441	415	451	420	433	747	718	687
	40	848	536	511	525	511	482	480	839	810	782
	50	906	617	623	623	614	574	584	899	883	861
Cap	Agents	MCA	MCA+DR			MCA+DW			MCA+DM		
			Group Size			Group Size			Group Size		
			1	3	5	1	3	5	1	3	5
1	20	1497	850	723	715	977	952	976	1451	1316	1252
	30	1514	927	880	873	1115	1067	1138	1486	1449	1412
	40	1994	1432	1406	1376	1618	1581	1696	1976	1943	1908
	50	1983	1498	1469	1480	1675	1672	1769	1973	1947	1915
3	20	117	-360	-395	-396	-378	-434	-428	94	58	-21
	30	924	549	510	510	535	501	516	913	890	858
	40	1261	898	868	854	879	876	885	1249	1227	1199
	50	1273	938	925	914	931	940	947	1266	1245	1222
5	20	748	374	357	337	298	276	286	734	689	607
	30	1197	809	793	778	742	724	722	1178	1128	1082
	40	1367	958	937	966	932	899	932	1347	1311	1258
	50	1266	922	896	915	888	889	877	1258	1230	1208

the lower the better) under different anytime improvement strategies. The results show that all of the three neighbourhood destroy methods improve the solution quality of RMCA(r) and MCA. We still see that MCA performs better than RMCA(r) when capacity and number of agents are low (The relative TTD of MCA smaller than 0 means its TTD is smaller than TTD of RMCA(r) that ignores collisions.), even the anytime improvement strategies can not reverse this trend. Overall, destroy random and destroy worst performs better than destroy multiple. This is not unexpected as simple random neighbourhoods are often very competitive for large neighbourhood search.

B. Lifelong Experiment

In this part, we test the performance of RMCA(r) in a lifelong setting compared with the TPTS and CENTRAL algorithms in [1]. The MAPD problem solved by TPTS and CENTRAL assumes that each agent can carry a maximum of one package at a time, and the objective is to minimize the makespan. This objective is somewhat misleading when we consider the continuous nature of the underlying problem where new tasks arrive as the plan progresses. As a result, minimizing TTD might be a better objective since it may help in optimizing the total throughput of the system by trying to make agents idle as soon as possible, whereas with makespan minimization all agents can be active until the last time point.

At each timestep, after adding newly released tasks to the unassigned task set \mathcal{P}^u , the system performs RMCA(r) on current assignments set \mathcal{A} , and runs the anytime improvement process on all released tasks that are not yet picked up. The RMCA(r) uses the anytime improvement strategy of destroy random with a group size of 5. As the anytime improvement triggers at every timestep when new tasks arrive, and involves all released yet unpicked up tasks, we set the improvement time as 1 s in each run.

TABLE II
LIFELONG EXPERIMENT ON DIFFERENT ALGORITHMS

f	Cap	Agents	RMCA(r) Anytime			CENTRAL			TPTS		
			TTD	Makespan	T/TS	TTD	Makespan	T/TS	TTD	Makespan	T/TS
0.2	1	20	3138	2526	0.205	4365	2528	0.364	3645	2528	0.103
		30	2729	2525	0.208	3864	2527	0.762	3002	2526	0.242
		40	2297	2523	0.210	3572	2527	1.300	2646	2525	0.442
		50	2176	2523	0.214	3394	2525	1.945	2456	2524	0.710
	3	20	3056	2526	0.207	—	—	—	—	—	—
		30	2661	2525	0.210	—	—	—	—	—	—
		40	2223	2523	0.216	—	—	—	—	—	—
		50	2121	2523	0.219	—	—	—	—	—	—
	5	20	3056	2526	0.207	—	—	—	—	—	—
		30	2661	2525	0.211	—	—	—	—	—	—
		40	2223	2523	0.217	—	—	—	—	—	—
		50	2121	2523	0.219	—	—	—	—	—	—
2	1	20	65938	626	0.489	75294	610	0.125	82734	639	0.022
		30	30317	436	0.705	37327	446	0.284	47252	490	0.099
		40	13945	344	0.884	19930	376	0.426	30491	413	0.273
		50	6279	300	1.022	11185	328	0.615	21853	377	0.660
	3	20	17904	349	0.791	—	—	—	—	—	—
		30	7504	302	0.933	—	—	—	—	—	—
		40	4644	291	0.999	—	—	—	—	—	—
		50	3475	290	1.045	—	—	—	—	—	—
	5	20	12711	320	0.860	—	—	—	—	—	—
		30	7005	299	0.942	—	—	—	—	—	—
		40	4670	291	1.002	—	—	—	—	—	—
		50	3463	288	1.053	—	—	—	—	—	—
10	1	20	106290	624	0.142	116357	587	0.421	125374	626	0.025
		30	68166	435	0.210	76934	419	1.062	86267	462	0.086
		40	49140	338	0.284	56896	337	2.426	66171	383	0.238
		50	38050	280	0.362	45170	288	2.828	55409	339	0.559
	3	20	52771	322	0.209	—	—	—	—	—	—
		30	31832	226	0.305	—	—	—	—	—	—
		40	21651	179	0.404	—	—	—	—	—	—
		50	15851	153	0.521	—	—	—	—	—	—
	5	20	36790	247	0.271	—	—	—	—	—	—
		30	21723	176	0.384	—	—	—	—	—	—
		40	14970	145	0.496	—	—	—	—	—	—
		50	11464	129	0.613	—	—	—	—	—	—

We generate 25 instances with 500 tasks. For each instance, we use different task release frequencies (f): 0.2 (release 1 task every 5 timestep), 2 and 10 (10 tasks are released each timestep). For each task release frequency, we test the performance of the algorithms under different agent capacities (Cap) and different numbers of agents (Agents).

1) *Result*: Table II shows that RMCA(r) not only optimizes TTD, its makespans are overall close to CENTRAL, and are much better than TPTS. Comparing TTD, CENTRAL and TPTS perform much worse than RMCA(r). This supports our argument that makespan is not sufficient for optimizing the total throughput of the system. In addition, the runtime per timestep (T/TS) shows that RMCA(r) gets a better solution quality while consuming less runtime on each timestep compared with CENTRAL. A lower runtime per timestep makes RMCA(r) better suited to real-time lifelong operations. Furthermore, by increasing the capacity of robots, both total travel delay and makespan are reduced significantly, which increases the throughput and efficiency of the warehouse.

2) *T-Test on TTD and Makespan*: We evaluate how significant is the solution quality of RMCA(r) with respect to CENTRAL and TPTS by performing t-test with significance level of 0.1 on the normalized TTD and normalized makespan for experiments with robots' Cap = 1. The *normalized TTD* is defined as $\frac{TTD \cdot N_a}{N_t \cdot f}$ where N_t is the number of tasks, N_a is the number of agents and f is the task frequency. This definition is based on the observation that increasing N_a decreases TTD, and increasing N_t and f increases TTD. Similarly *normalized makespan* is $\frac{makespan \cdot N_a \cdot f}{N_t}$ (where now increasing f decreases

TABLE III
T-TEST COMPARES RMCA(R) TO CENTRAL AND TPTS

	CENTRAL		TPTS	
	TTD	Makespan	TTD	Makespan
t-score	-17.01	-0.06	-22.43	1.83
p-value	3.47×10^{-53}	0.95	2.89×10^{-81}	0.06

makespan). Table III shows the t -score and p -value for the null hypotheses that RMCA(r) and the other methods are identical. The results show that RMCA(r) significantly improves the normalized TTD compared with CENTRAL and TPTS and improves the normalized makespan compared with TPTS.

VI. CONCLUSION

In this letter, we have designed two algorithms MCA and RMCA to solve the Multi-agent Pickup and Delivery problem where each robot can carry multiple packages simultaneously. MCA and RMCA successfully perform task assignment and path planning simultaneously. This is achieved by using the real collision-free costs to guide the multi-task multi-robot assignment process. Further, we observe that the newly introduced anytime improvement strategy improves solutions substantially. Future work will extend the anytime improvement strategies to refine the agents' routes, and improve the algorithms' completeness on path planning.

REFERENCES

- [1] H. Ma, J. Li, T. Kumar, and S. Koenig, "Lifelong multi-agent path finding for online pickup and delivery tasks," in *Proc. Int. Conf. Auton. Agents Multiagent Syst.*, 2017, pp. 837–845.
- [2] G. A. Korsah, A. Stentz, and M. B. Dias, "A comprehensive taxonomy for multi-robot task allocation," *Int. J. Robot. Res.*, vol. 32, no. 12, pp. 1495–1512, 2013.
- [3] R. Stern *et al.*, "Multi-agent pathfinding: Definitions, variants, and benchmarks," in *Proc. Int. Symp. Combinatorial Search*, 2019, pp. 151–159.
- [4] W. Höhig, S. Kiesel, A. Tinka, J. Durham, and N. Ayanian, "Conflict-based search with optimal task assignment," in *Proc. Int. Joint Conf. Auton. Agents Multiagent Syst.*, 2018, pp. 757–765.
- [5] M. Liu, H. Ma, J. Li, and S. Koenig, "Task and path planning for multi-agent pickup and delivery," in *Proc. Int. Conf. Auton. Agents Multiagent Syst.*, 2019, pp. 1152–1160.
- [6] "Haipick system," 2020. [Online]. Available: <https://www.hairobotics.com/product/index>
- [7] N. Meng Kou, C. Peng, H. Ma, T. Satish Kumar, and S. Koenig, "Idle time optimization for target assignment and path finding in sortation centers," in *Proc. AAAI Conf. Artif. Intell.*, 2019, vol. 34, no. 6, pp. 9925–9932.
- [8] D. Silver, "Cooperative pathfinding," in *Proc. 1st AAAI Conf. Artif. Intell. Interactive Digit. Entertainment*, vol. 1, 2005, pp. 117–122.
- [9] P. Shaw, "Using constraint programming and local search methods to solve vehicle routing problems," in *Proc. Int. Conf. Princ. Pract. Constraint Program.*, 1998, pp. 417–431.
- [10] V. Nguyen, P. Obermeier, T. C. Son, T. Schaub, and W. Yeoh, "Generalized target assignment and path finding using answer set programming," in *Proc. Int. Joint Conf. Artif. Intell.*, 2019, pp. 1216–1223.
- [11] X. Bai, M. Cao, and W. Yan, "Event- and time-triggered dynamic task assignments for multiple vehicles," *Auton. Robots*, vol. 44, no. 5, pp. 877–888, 2020.
- [12] P. Toth and D. Vigo, *Vehicle Routing: Problems, Methods, and Applications*. Philadelphia, PA, USA: SIAM, vol. 18, 2014.
- [13] X. Bai, W. Yan, S. S. Ge, and M. Cao, "An integrated multi-population genetic algorithm for multi-vehicle task assignment in a drift field," *Inf. Sci.*, vol. 453, pp. 227–238, 2018.
- [14] X. Bai, M. Cao, W. Yan, and S. S. Ge, "Efficient routing for precedence-constrained package delivery for heterogeneous vehicles," *IEEE Trans. Automat. Sci. Eng.*, vol. 17, no. 1, pp. 248–260, Jan. 2019.
- [15] J.-F. Cordeau and G. Laporte, "The dial-a-ride problem: Models and algorithms," *Ann. Operations Res.*, vol. 153, no. 1, pp. 29–46, 2007.
- [16] F. A. Tillman and T. M. Cain, "An upperbound algorithm for the single and multiple terminal delivery problem," *Manage. Sci.*, vol. 18, no. 11, pp. 664–682, 1972.
- [17] J.-Y. Potvin and J.-M. Rousseau, "A parallel route building algorithm for the vehicle routing and scheduling problem with time windows," *Eur. J. Oper. Res.*, vol. 66, no. 3, pp. 331–340, 1993.
- [18] S. Koenig *et al.*, "Agent coordination with regret clearing," in *Proc. AAAI Conf. Artif. Intell.*, 2008, pp. 101–107.
- [19] G. Sharon, R. Stern, A. Felner, and N. R. Sturtevant, "Conflict-based search for optimal multi-agent pathfinding," *Artif. Intell.*, vol. 219, pp. 40–66, 2015.
- [20] A. Bettinelli, A. Ceselli, and G. Righini, "A branch-and-cut-and-price algorithm for the multi-depot heterogeneous vehicle routing problem with time windows," *Transp. Res. Part C: Emerg. Technol.*, vol. 19, no. 5, pp. 723–740, 2011.
- [21] M. Goldenberg *et al.*, "Enhanced partial expansion a," *J. Artif. Intell. Res.*, vol. 50, pp. 141–187, 2014.
- [22] P. Surynek, "Unifying search-based and compilation-based approaches to multi-agent path finding through satisfiability modulo theories," in *Proc. Int. Joint Conf. Artif. Intell.*, 2019, pp. 1177–1183.
- [23] L. Cohen, T. Uras, T. K. S. Kumar, H. Xu, N. Ayanian, and S. Koenig, "Improved solvers for bounded-suboptimal multi-agent path finding," in *Proc. Int. Joint Conf. Artif. Intell.*, 2016, pp. 3067–3074.
- [24] H. Ma, D. Harabor, P. J. Stuckey, J. Li, and S. Koenig, "Searching with consistent prioritization for multi-agent path finding," in *Proc. AAAI Conf. Artif. Intell.*, 2019, pp. 7643–7650.
- [25] Q. Sajid, R. Luna, and K. E. Bekris, "Multi-agent pathfinding with simultaneous execution of single-agent primitives," in *Proc. 5th Annu. Symp. Combinatorial Search*, 2012, pp. 88–96.
- [26] J. Li, A. Tinka, S. Kiesel, J. W. Durham, T. Kumar, and S. Koenig, "Lifelong multi-agent path finding in large-scale warehouses," 2020, *arXiv:2005.07371*.
- [27] W. Höhig, S. Kiesel, A. Tinka, J. W. Durham, and N. Ayanian, "Persistent and robust execution of MAPF schedules in warehouses," *IEEE Robot. Automat. Lett.*, vol. 4, no. 2, pp. 1125–1131, Apr. 2019.
- [28] H. Ma, T. S. Kumar, and S. Koenig, "Multi-Agent path finding with delay probabilities," in *Proc. AAAI Conf. Artif. Intell.*, 2017, pp. 3605–3612.
- [29] D. Atzmon, R. Stern, A. Felner, G. Wagner, R. Barták, and N.-F. Zhou, "Robust multi-agent path finding," in *11th Annu. Symp. Combinatorial Search*, 2018, pp. 1862–1864.
- [30] W. Höhig *et al.*, "Multi-agent path finding with kinematic constraints," in *Proc. Int. Conf. Automated Plan. Scheduling*, vol. 16, 2016, pp. 477–485.