

# Iridium-Promoted B-B Bond Activation: Preparation and X-ray Diffraction Analysis of a *mer*-Tris(boryl) Complex

Miguel A. Esteruelas,<sup>a,\*</sup> Israel Fernández,<sup>b</sup> Antonio Martínez,<sup>a</sup> Montserrat Oliván,<sup>a</sup> Enrique Oñate,<sup>a</sup> and Andrea Vélez<sup>a</sup>

<sup>a</sup> Departamento de Química Inorgánica – Instituto de Síntesis Química y Catálisis Homogénea (ISQCH) – Centro de Innovación en Química Avanzada (ORFEO-CINQA), Universidad de Zaragoza – CSIC, 50009 Zaragoza, Spain

<sup>b</sup> Departamento de Química Orgánica I, Facultad de Ciencias Químicas, Centro de Innovación en Química Avanzada (ORFEO-CINQA), Universidad Complutense de Madrid, 28040 Madrid, Spain

**ABSTRACT:** The tris(boryl) complex Ir(Bcat)<sub>3</sub>{κ<sup>3</sup>-P,O,P-[xant(P<sup>i</sup>Pr<sub>2</sub>)<sub>2</sub>]} (Bcat = catecholboryl; xant(P<sup>i</sup>Pr<sub>2</sub>)<sub>2</sub> = 9,9-dimethyl-4,5-bis(diisopropylphosphino)xanthene) has been prepared and characterized by X-ray diffraction analysis. The boryl ligands are disposed in a *mer*-arrangement. The Ir-B bonds situated mutually *trans* are about 0.1 Å longer than that disposed *cis* to the other two. An EDA-NOCV analysis has revealed that the π-backdonation from the metal to the p<sub>z</sub> atomic orbital of the boron atom decreases about 43% in the longer bonds respect to the shorter one, while the σ-bonding interaction only diminishes about 8%.

Pidcock, Richards and Venanzi defined *trans*-influence, in 1966, as “the tendency of a ligand to weaken the bond *trans* to itself”.<sup>1</sup> It is therefore a thermodynamic concept, which has a noticeable weight on the bond lengths<sup>2</sup> and stability of the coordination compounds.<sup>3</sup> Two ligands with a strong *trans*-influence destabilize the complex, when they are situated mutually *trans*. A strong *trans*-influence is characteristic of strong σ-donating ligands,<sup>4</sup> whereas exists an inverse relation between the *trans*-influence of a ligand and its electronegativity.<sup>5</sup> Pauli repulsion causes the weakening of the bond *trans* to a good σ-donor ligand. Donated electron density is accumulated on the *trans* site of the metal. As a consequence, the ligand at this position undergoes repulsion of the resulting electron cloud. The process can be envisioned as the donation from the *trans* ligand to the σ\* orbital of the metal-ligand bond *trans* to it.

Boryl groups, with a sp<sup>2</sup>-hybridized boron atom bearing an “empty” π-orbital, are among the strongest *trans*-influence ligands because of their strong σ-donor character and as a consequence of the electropositive nature of boron.<sup>7</sup> An overwhelming evidence of this is the fact that in all transition-metal complexes characterized by X-ray diffraction analysis, with two<sup>8</sup> or three<sup>9</sup> boryl ligands, they systematically occupy mutually *cis* or *fac* positions, respectively, avoiding the mutually *trans* disposition of two of them. In contrast, a few post-transition-element-bis(boryl) compounds with a linear rearrangement have been reported.<sup>10</sup>

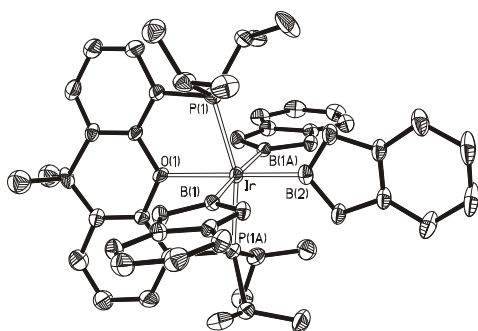
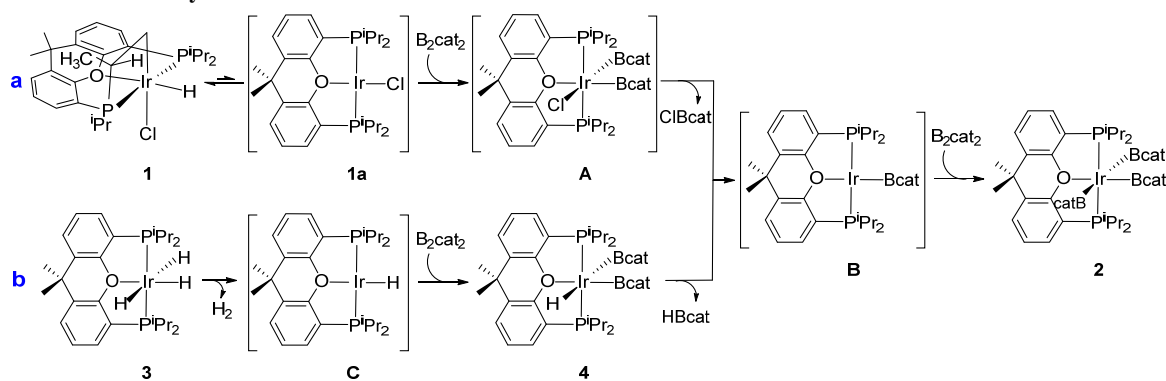
Pincer ligands develop marked abilities to stabilize less common coordination polyhedra due to the disposition of their donor atoms. 9,9-Dimethyl-4,5-bis(diisopropylphosphino)xanthene (xant(P<sup>i</sup>Pr<sub>2</sub>)<sub>2</sub>) is a neutral diphosphine, which has demonstrated to have a higher ability than other ether-diphosphines, such as 9,9-dimethyl-4,5-bis(diphenylphosphino)xanthene (xant(PPh<sub>2</sub>)<sub>2</sub>)<sup>11</sup> or

bis[(2-diphenylphosphino)phenyl]ether (DPEphos),<sup>12</sup> to act as a pincer ligand,<sup>13</sup> although a few compounds with the diphosphine coordinated as bidentated or *fac* have been also isolated.<sup>14</sup> This communication reveals that the diphosphine xant(P<sup>i</sup>Pr<sub>2</sub>)<sub>2</sub> has also the capacity of stabilizing transition-metal complexes with two boryl groups disposed mutually *trans*. By using its noticeable ability to coordinate *mer* and its neutral character, we have been able to prepare and to fully characterize an iridium(III) complex bearing three boryl ligands having a *mer* disposition.

The complex was prepared according Scheme 1. Complex Ir-HCl{κ<sup>4</sup>-C,P,O,P-[CH<sub>2</sub>CH(CH<sub>3</sub>)P(<sup>i</sup>Pr)xant(P<sup>i</sup>Pr<sub>2</sub>)]} (**1** in path *a*)<sup>13b</sup> is a synthetic equivalent of the square-planar species IrCl{κ<sup>3</sup>-P,O,P-[xant(P<sup>i</sup>Pr<sub>2</sub>)<sub>2</sub>]} (**1a**), the iridium counterpart of RhCl{κ<sup>3</sup>-P,O,P-[xant(P<sup>i</sup>Pr<sub>2</sub>)<sub>2</sub>]} (**1b**). Like the latter, complex **1a** has a marked ability to activate σ-bonds,<sup>13c</sup> including B-B bonds. Thus, the treatment of toluene solutions of **1** with 3.0 equiv of bis(catecholato)diboron (B<sub>2</sub>cat<sub>2</sub>), at room temperature, for 15 min gives rise to the quantitative formation of Ir(Bcat)<sub>3</sub>{κ<sup>3</sup>-P,O,P-[xant(P<sup>i</sup>Pr<sub>2</sub>)<sub>2</sub>]} (**2**) and ClBcat, as a result of the B-B bond activation of two molecules of diborane. The process most probably occurs via the intermediates IrCl(Bcat)<sub>2</sub>{κ<sup>3</sup>-P,O,P-[xant(P<sup>i</sup>Pr<sub>2</sub>)<sub>2</sub>]} (**A**) and Ir(Bcat){κ<sup>3</sup>-P,O,P-[xant(P<sup>i</sup>Pr<sub>2</sub>)<sub>2</sub>]} (**B**). Attempts to detect them were unsuccessful because of the oxidative addition of the diborane to **1a** and **B** as well as the reductive elimination of ClBcat from **A** appear to be very fast and the formation of **2** is strongly favored; even the addition of 1.0 equiv of diborane to **1** exclusively gives **2** in 50% yield.

The white complex **2** was characterized by X-ray diffraction analysis. The structure (Figure 1) confirmed the *mer*-disposition of the boryl groups. The resulting octahedron displays P(1)-Ir-P(1A), B(1)-Ir-B(1A), and O(1)-Ir-B(2) angles of 160.49(8)°, 175.2(4)°, and 180.000(2)°, respectively. The iridium-boron bond lengths of 2.124(7) Å (Ir-B(1) and Ir-B(1A)) and 2.012(10) Å (Ir-B(2)) are consistent with the strong *trans* influence of the boryl ligands. Thus, the bonds Ir-B(1) and Ir-B(1A), which lie disposed mutually *trans*, are significantly longer (0.1 Å) than Ir-B(2). In agreement with the structure the <sup>31</sup>P{<sup>1</sup>H} NMR spectrum shows a singlet for the equivalent P<sup>i</sup>Pr<sub>2</sub> groups. The <sup>11</sup>B{<sup>1</sup>H} NMR spectrum contains a broad signal centered at about 33 ppm due to the three boryl groups.

**Scheme 1. Pathways for the Formation of 2**



**Figure 1.** Molecular diagram of complex **2**. Hydrogen atoms are omitted for clarity.

The Ir-B bonds of **2** were analyzed by means of the Energy Decomposition Analysis method coupled to Natural Orbitals of Chemical Valence (EDA-NOCV).<sup>15</sup> To this end, we explored the nature of both Ir-B(2) and Ir-B(1). The fragments were either calculated in their doublet state, that lead to an electron-sharing single bond, or in their electronic singlet state, using charged fragments, which provides a dative Ir←B bond. It has been previously shown that the calculation giving the smallest orbital term  $\Delta E_{\text{orb}}$  indicates the most faithful description of the type of binding,<sup>16</sup> since it also shows the smallest change in the electronic structure of the fragments by the bond formation. According to the data in Table 1, it becomes evident that the chemical bond between the [Ir] and [B] fragments is better described as a covalent (i.e. electron-sharing)  $\sigma$ -single bond. Further inspection of the EDA-NOCV data reveals that the major contribution to the total interaction in both Ir-B bonds comes from the electrostatic term  $\Delta E_{\text{elstat}}$ , which contributes ca. 56-58% to  $\Delta E_{\text{int}}$ . This is not surprising due to the higher electronegativity of the iridium atom which polarizes the Ir-B bond.<sup>17</sup> In agreement with this, the metal center supports a negative charge of -0.40, while the boron atoms have positive charges of +0.80 (B(1)) and +1.06 (B(2)). Interestingly, the partitioning of the  $\Delta E_{\text{orb}}$  by means of the NOCV method suggests that, although the  $\sigma$ -bonding is the main contributor to the Ir-B bond (ca. 76-79%), there is a significant  $\pi$ -backdonation from the transition metal fragment to the  $p_z$  atomic orbital of the boron atom (Table 1 and Figure 2). Strikingly, the computed  $\pi$ -backdonation is stronger for Ir-B(2) than for Ir-B(1), which is nicely consistent with the shorter Ir-B distance observed both experimentally and computationally (2.000 Å vs 2.135 Å)

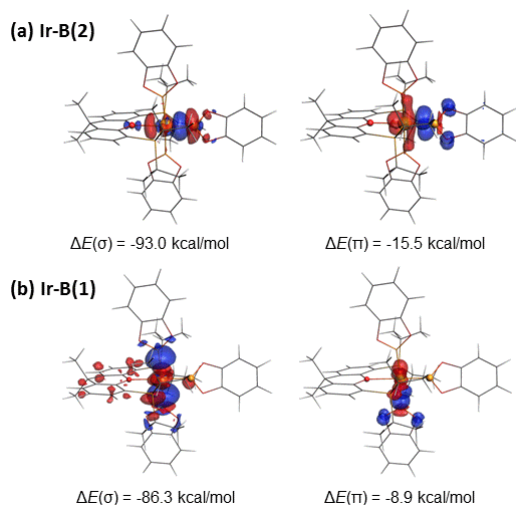
**Table 1.** EDA-NOCV results (in kcal/mol) computed at the ZORA-BP86-D3/TZ2P+//BP86-D3/def2-TZVPP level

Fragments	Ir-B(2)		Ir-B(1)	
	Electron-sharing [Ir] <sup>•</sup> [B] <sup>•</sup>	Dative bond [Ir] <sup>-</sup> [B] <sup>+</sup>	Electron-sharing [Ir] <sup>•</sup> [B] <sup>•</sup>	Dative bond [Ir] <sup>-</sup> [B] <sup>+</sup>
$\Delta E_{\text{int}}$	-118.0	-301.2	-100.8	-175.5
$\Delta E_{\text{Pauli}}$	217.6	429.2	189.7	370.4
$\Delta E_{\text{elstat}}^a$	-195.4 (58.2%)	-509.9 (69.8%)	-163.8 (56.4%)	-400.6 (73.4%)
$\Delta E_{\text{orb}}^a$	-123.2 (36.7%)	-203.5 (27.9%)	-109.0 (37.5%)	-127.6 (23.4%)
$\Delta E_{\text{disp}}^a$	-17.0 (5.1%)	-17.0 (2.3%)	-17.7 (6.1%)	-17.7 (3.2%)
$\Delta E_{\text{orb}}(\sigma)^b$	-93.0 (75.5%)	-159.5 (78.4%)	-86.3 (79.2%)	-92.4 (72.4%)
$\Delta E_{\text{orb}}(\pi)^b$	-15.5 (12.6%)	-10.6 (5.2%)	-8.9 (8.1%)	-7.3 (5.7%)
$\Delta E_{\text{orb}}(\text{rest})^b$	-14.7 (11.9%)	-33.4 (16.4%)	-13.8 (12.7%)	-27.9 (21.9%)

<sup>a</sup> The values within parentheses indicate the percentage to the total interaction energy,  $\Delta E_{\text{int}} = \Delta E_{\text{elstat}} + \Delta E_{\text{orb}} + \Delta E_{\text{disp}}$ . <sup>b</sup> The values in parentheses give the percentage contribution to the total orbital interactions  $\Delta E_{\text{orb}}$ .

Complex **2** can be also prepared starting from the trihydride  $\text{IrH}_3\{\kappa^3\text{-P,O,P-[xant(P}^i\text{Pr}_2)_2]\}$  (**3**) and  $\text{B}_2\text{cat}_2$  (path *b* in Scheme 1) by a similar procedure to that summarized in path *a*, in agreement with the proved ability of polyhydrides of platinum group metals to activate  $\sigma$ -bonds.<sup>18</sup> The key species for its formation is also **B**. It is now generated via  $\text{IrH}\{\kappa^3\text{-P,O,P-[xant(P}^i\text{Pr}_2)_2]\}$  (**C**) and  $\text{IrH}(\text{Bcat})_2\{\kappa^3\text{-P,O,P-[xant(P}^i\text{Pr}_2)_2]\}$  (**4**), which are the hydride counterparts of the chloride species **1a** and **A**, respectively. However, in this case, intermediate **4** can be detected and even isolated, as a pure white solid in 60% yield, when 1.0 equiv of  $\text{B}_2\text{cat}_2$  are employed. As expected from the strong *trans*-influence of the boryl ligands, the Bcat groups are disposed mutually *cis*. This is revealed by the diposphine resonances in the  $^{13}\text{C}\{^1\text{H}\}$  NMR spectrum, which shows two signals at 35.7 and 27.7 ppm for the methyl substituents of the central heterocycle and four signals at 20.3, 19.5, 19.3, and 19.2 ppm for the methyl groups of the isopropyl substituents. The hydride ligand gives rise to a triplet ( $^2J_{\text{H-P}}$

= 21.6 Hz) at -4.15 ppm, in the  $^1\text{H}$  NMR spectrum, whereas the  $^{31}\text{P}\{^1\text{H}\}$  NMR spectrum contains a singlet at 51.2 ppm, due to the equivalent  $\text{P}^i\text{Pr}_2$  groups, that is split into a doublet under off-resonance conditions. A broad resonance centered at about 34.0 ppm in the  $^{11}\text{B}\{^1\text{H}\}$  NMR spectrum for the boryl ligands is another characteristic feature of **4**.

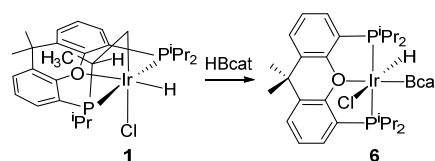


**Figure 2.** Deformation densities  $\Delta\rho$  associated with the strongest pairwise orbital interactions compound **2** for the Ir-B(2) (top) and Ir-B(1) (bottom) bonds. The direction of the charge flow is red  $\rightarrow$  blue.

Complex **4** can be also prepared by reaction of **3** with 2.0 equiv of HBcat. The square-planar boryl species **B** is also the key intermediate of the process (Scheme S1). In this case, it is formed via **C** and the iridium(III)-*trans*-dihydride  $\text{IrH}_2(\text{Bcat})\{\kappa^3\text{-P,O,P-}[\text{xant}(\text{P}^i\text{Pr}_2)_2]\}$  (**5**). The latter was characterized in toluene- $d_8$  by NMR spectroscopy. Its characteristic features are a triplet ( $^2J_{\text{H-P}} = 17.2$  Hz) at -5.57 ppm in the  $^1\text{H}$  NMR spectrum for the equivalent hydride ligands, and a singlet at 60.6 ppm in the  $^{31}\text{P}\{^1\text{H}\}$  NMR spectrum, as expected for the equivalent  $\text{P}^i\text{Pr}_2$  groups of the *mer*-coordinated ether-diphosphine. This resonance is split into a triplet under off-resonance conditions.

Complex **1a** also activates the H-B bond of HBcat. Thus, the treatment of toluene solutions of its synthetic equivalent **1** with 3.0 equiv of the borane, at room temperature, for 10 min leads to  $\text{IrHCl}(\text{Bcat})\{\kappa^3\text{-P,O,P-}[\text{xant}(\text{P}^i\text{Pr}_2)_2]\}$  (**6** in Scheme 2), as a result of the oxidative addition of the H-B bond to the iridium(I) center of **1a**. In contrast to **A**, it is stable towards the reductive elimination of  $\text{ClBcat}$ . As a consequence, complexes **2-5** cannot be prepared starting from **1** and HBcat. Complex **6** was isolated as a white solid in 67% yield and was characterized by X-ray diffraction analysis. The structure (Figure S1) shows an octahedral environment around the iridium(III) center with the ether-diphosphine *mer*-coordinated and the boryl group disposed *trans* to the oxygen atom. The Ir-B bond length of 1.947(5) Å is slightly shorter (0.05-0.06 Å) than the Ir-B(2) distance in **2**. In agreement with the *mer* coordination of the diphosphine, the  $^{31}\text{P}\{^1\text{H}\}$  NMR spectrum displays a singlet at 46.2 ppm due to the equivalent  $\text{P}^i\text{Pr}_2$  groups. The hydride resonance appears as a triplet ( $^2J_{\text{H-P}} = 15.4$  Hz) at -19.07 ppm, in the  $^1\text{H}$  NMR spectrum, whereas a broad signal corresponding to the boryl ligand is observed at 36 ppm in the  $^{11}\text{B}\{^1\text{H}\}$  NMR spectrum.

## Scheme 2. Formation of **6**



In summary, complexes  $\text{IrHCl}\{\kappa^4\text{-C,P,O,P-}[\text{CH}_2\text{CH}(\text{CH}_3)\text{P}(\text{Pr})\text{xant}(\text{P}^i\text{Pr}_2)]\}$  and  $\text{IrH}_3\{\kappa^3\text{-P,O,P-}[\text{xant}(\text{P}^i\text{Pr}_2)_2]\}$  promote the activation of the B-B bond of two molecules of  $\text{B}_2\text{cat}_2$  to give the tris(boryl) derivative  $\text{Ir}(\text{Bcat})_3\{\kappa^3\text{-P,O,P-}[\text{xant}(\text{P}^i\text{Pr}_2)_2]\}$  via bis(boryl) intermediates  $\text{IrX}(\text{Bcat})_2\{\kappa^3\text{-P,O,P-}[\text{xant}(\text{P}^i\text{Pr}_2)_2]\}$  ( $\text{X} = \text{Cl}, \text{H}$ ). The tris(boryl) complex displays a *mer*-arrangement of the boryl groups in spite of the very high *trans*-influence of these ligands. The Ir-B bonds disposed mutually *trans* are about 0.1 Å longer than that disposed *cis* to the other two. The EDA-NOCV analysis of these bonds reveals that the main difference between them is observed in the  $\pi$ -back-donation from the metal to the  $p_z$  atomic orbital of the boron atom, which decreases about 43% in the longer bonds respect to the shorter one, while the  $\sigma$ -bonding interaction only diminishes about 8%. To sum up, it is certainly possible to isolate transition metal complexes bearing two boryl ligands disposed mutually *trans* and to fully characterize them, even through X-ray diffraction analysis, when their co-ligands are competently selected.

## ASSOCIATED CONTENT

### Supporting Information

The Supporting Information is available free of charge on the ACS publications web site.

Experimental section, structural analysis, computational details, and NMR spectra (PDF).

### Accession codes

CCDC 1894567 and 1894568 contain the crystallographic data for this paper. These data can be obtained free of charge via [www.ccdc.cam.ac.uk/data\\_request/cif](http://www.ccdc.cam.ac.uk/data_request/cif), or by e-mailing [data\\_request@ccdc.cam.ac.uk](mailto:data_request@ccdc.cam.ac.uk), or by contacting The Cambridge Crystallographic Data Centre, 12 Union Road, Cambridge CB2 1EZ UK; fax: +44 1223 336033.

## AUTHOR INFORMATION

### Corresponding Author

\* e-mail: [maester@unizar.es](mailto:maester@unizar.es)

### ORCID

Miguel A. Esteruelas: 0000-0002-4829-7590.

Israel Fernández: 0000-0002-0186-9774

Montserrat Oliván: 0000-0003-0381-0917

Enrique Oñate: 0000-0003-2094-719X

Andrea Vélez: 0000-0003-1974-5507

### Notes

The authors declare no competing financial interests.

## ACKNOWLEDGMENT

Financial support from the MINECO of Spain (Projects CTQ2017-82935-P, CTQ2016-78205-P, Red de Excelencia Consolidador CTQ2016-81797-REDC), the Gobierno de Aragón (group E06\_17R and predoctoral contract to A.M.), FEDER, and the European Social Fund is acknowledged.

## REFERENCES

- (1) Pidcock, A.; Richards, R. E.; Venanzi, L. M.  $^{195}\text{Pt}$ - $^{31}\text{P}$  Nuclear Spin Coupling Constants and the Nature of the *trans*-Effect in Platinum Complexes. *J. Chem. Soc. (A)* **1966**, 1707-1710.

- (2) See, R. F.; Kozina, D. Quantification of the trans influence in  $d^8$  square planar and  $d^6$  octahedral complexes: a database study. *J. Coord. Chem.* **2013**, *66*, 490-500.
- (3) (a) Bolaño, T.; Castarlenas, R.; Esteruelas, M. A.; Oñate, E. Sequential and Selective Hydrogenation of the  $C_\alpha$ - $C_\beta$  and M- $C_\alpha$  Double Bonds of an Allenylidene Ligand Coordinated to Osmium: New Reaction Patterns between an Allenylidene Complex and Alcohols. *J. Am. Chem. Soc.* **2007**, *129*, 8850-8859. (b) Khoroshun, D. V.; Musaev, D. G.; Morokuma, K. Electronic Recorganization: Origin of Sigma Trans Promotion Effect. *J. Comput. Chem.* **2006**, *28*, 423-441. (c) Sajith, P. K.; Suresh, C. H. Quantification of the Trans Influence of Hypervalent Iodine Complexes. *Inorg. Chem.* **2012**, *51*, 967-977.
- (4) (a) Toledo, J. C.; Neto, B. D. S. L.; Franco, D. W. Mutual effects in the chemical properties of the ruthenium metal center and ancillary ligands upon coordination. *Coord. Chem. Rev.* **2005**, *249*, 419-431. (b) Sajith, P. K.; Suresh, C. H. Mechanisms of Reductive Elimination in Square Planar Pd(II) Complexes: Nature of Eliminated Bonds and Role of trans Influence. *Inorg. Chem.* **2011**, *50*, 8085-8093.
- (5) Mitoraj, M. P.; Zhu, H.; Michalak, A.; Ziegler, T. On the Origin of the Trans-Influence in Square Planar  $d^8$ -Complexes: A Theoretical Study. *Int. J. Quantum Chem.* **2009**, *109*, 3379-3386.
- (6) Pinter, B.; Van Speybroeck, V.; Waroquier, M.; Geerlings, P.; De Proft, F. trans effect and trans influence: importance of metal mediated ligand-ligand repulsion. *Phys. Chem. Chem. Phys.* **2013**, *15*, 17354-17365.
- (7) (a) Frenking, G.; Fröhlich, N. The Nature of the Bonding in Transition-Metal Compounds. *Chem. Rev.* **2000**, *100*, 717-774. (b) Lam, K. C.; Lam, W. H.; Lin, Z.; Marder, T. B.; Norman, N. C. Structural Analysis of Five-Coordinate Transition Metal Boryl Complexes with Different d-Electron Configurations. *Inorg. Chem.* **2004**, *43*, 2541-2547. (c) Zhu, J.; Lin, Z.; Marder, T. B. Trans Influence of Boryl Ligands and Comparison with C, Si, and Sn Ligands. *Inorg. Chem.* **2005**, *44*, 9384-9390. (d) Braunschweig, H.; Brenner, P.; Müller, A.; Radacki, K.; Rais, D.; Uttinger, K. Experimental Studies on the trans-Influence of Boryl Ligands in Square-Planar Platinum(II) Complexes. *Chem. Eur. J.* **2007**, *13*, 7171-7176. (e) Braunschweig, H.; Damme, A.; Kupfer, T. Evidence for a Strong trans Influence of the Diboran(4)yl Ligand. *Chem. Eur. J.* **2012**, *18*, 15927-15931. (f) Greif, A. H.; Hrobárik, P.; Hrobáriková, V.; Arbuznikov, A. V.; Autschbach, J.; Kaupp, M. A Relativistic Quantum-Chemical Analysis of the trans Influence on  $^1H$  NMR Hydride Shifts in Square-Planar Platinum(II) Complexes. *Inorg. Chem.* **2015**, *54*, 7199-7208.
- (8) (a) Baker, R. T.; Calabrese, J. C.; Westcott, S. A.; Nguyen, P.; Marder, T. B. Insertion of Alkenes into Rh-B Bonds. *J. Am. Chem. Soc.* **1993**, *115*, 4367-4368. (b) Iverson, C. N.; Smith, M. R., III. Reactivity of Organoplatinum Complexes with  $C_6H_4O_2B-BO_2C_6H_4$ : Syntheses of a Platinum Diboryl Complex with, and without, Metathesis of Boron-Boron and Metal-Carbon Bonds. *J. Am. Chem. Soc.* **1995**, *117*, 4403-4404. (c) He, X.; Hartwig, J. F. Boryls Bound to Iron Carbonyl. Structure of a Rare Bis(boryl) Complex, Synthesis of the First Anionic Boryl, and Reaction Chemistry That Includes the Synthetic Equivalent of Boryl Anion Transfer. *Organometallics* **1996**, *15*, 400-407. (d) Ishiyama, T.; Matsuda, N.; Murata, M.; Ozawa, F.; Suzuki, A.; Miyaura, N. Platinum(0)-Catalyzed Diboration of Alkynes with Tetrakis(alkoxy)diborons: An Efficient and Convenient Approach to cis-Bis(boryl)alkenes. *Organometallics* **1996**, *15*, 713-720. (e) Dai, C.; Stringer, G.; Corrigan, J. F.; Taylor, N. J.; Marder, T. B.; Norman, N. C. Synthesis and molecular structure of the paramagnetic Co(II) bis(boryl) complex  $[Co(PMe_3)_3(Beat)_2]$  (cat = 1,2- $O_2C_6H_4$ ). *J. Organomet. Chem.* **1996**, *513*, 273-275. (f) Hartwig, J. F.; He, X. Reactivity of Tungstenocene with B-B and B-H Bonds versus C-H Bonds. *Angew. Chem. Int. Ed. Engl.* **1996**, *35*, 315-317. (g) Dai, C.; Stringer, G.; Marder, T. B.; Baker, R. T.; Scott, A. J.; Clegg, W.; Norman, N. C. Oxidative addition of a B-B bond by an iridium(I) complex: molecular structure of mer-cis-[Ir(PMe<sub>3</sub>)<sub>3</sub>Cl(Beat)<sub>2</sub>]. *Can. J. Chem.* **1996**, *74*, 2026-2031. (h) Lesley, G.; Nguyen, P.; Taylor, N. J.; Marder, T. B.; Scott, A. J.; Clegg, W.; Norman, N. C. Synthesis and Characterization of Platinum(II)-Bis(boryl) Catalyst Precursors for Diboration of Alkynes and Dienes: Molecular Structures of cis-[(PPh<sub>3</sub>)<sub>2</sub>Pt(B-4-Bu<sup>t</sup>cat)<sub>2</sub>], cis-[(PPh<sub>3</sub>)<sub>2</sub>Pt(Beat)<sub>2</sub>], cis-[(dppe)Pt(Beat)<sub>2</sub>], cis-[(dppb)Pt(Beat)<sub>2</sub>], (E)-(4-MeOC<sub>6</sub>H<sub>4</sub>)C(Beat)=CH(Beat), (Z)-(C<sub>6</sub>H<sub>5</sub>)C(Beat)=C(C<sub>6</sub>H<sub>5</sub>)(Beat), and (Z,Z)-(4-MeOC<sub>6</sub>H<sub>4</sub>)C(Beat)=C(Beat)C(Beat)=C(4-MeOC<sub>6</sub>H<sub>4</sub>)(Beat) (cat = 1,2- $O_2C_6H_4$ ; dppe = Ph<sub>2</sub>PCH<sub>2</sub>CH<sub>2</sub>PPh<sub>2</sub>; dppb = Ph<sub>2</sub>P(CH<sub>2</sub>)<sub>3</sub>PPh<sub>2</sub>). *Organometallics* **1996**, *15*, 5137-5154. (i) Kerr, A.; Marder, T. B.; Norman, N. C.; Orpen, A. G.; Quayle, M. J.; Rice, C. R.; Timms, P. L.; Whittell, G. R. Preparation and structure of cis-[Pt(BF<sub>2</sub>)<sub>2</sub>(PPh<sub>3</sub>)<sub>2</sub>]: the first crystallographically characterised complex containing the BF<sub>2</sub> ligand. *Chem. Commun.* **1998**, 319-320. (j) Clegg, W.; Lawlor, F. J.; Lesley, G.; Marder, T. B.; Norman, N. C.; Orpen, A. G.; Quayle, M. J.; Rice, C. R.; Scott, A. J.; Souza, F. E. S. Oxidative addition of boron-boron, boron-chlorine and boron-bromine bonds to platinum(0). *J. Organomet. Chem.* **1998**, *550*, 183-192. (k) Clegg, W.; Lawlor, F. J.; Marder, T. B.; Nguyen, P.; Norman, N. C.; Orpen, A. G.; Quayle, M. J.; Rice, C. R.; Robins, E. G.; Scott, A. J.; Souza, F. E. S.; Stringer, G.; Whittell, G. R. Boron-boron bond oxidative addition to rhodium(I) and iridium(I) Centres. *J. Chem. Soc., Dalton Trans.* **1998**, 301-309. (l) Clegg, W.; Johann, T. R. F.; Marder, T. B.; Norman, N. C.; Orpen, A. G.; Peakman, T. M.; Quayle, M. J.; Rice, C. R.; Scott, A. J. Platinum-catalysed 1,4-diboration of 1,3-dienes. *J. Chem. Soc., Dalton Trans.* **1998**, 1431-1438. (m) Curtis, D.; Lesley, M. J. G.; Norman, N. C.; Orpen, G. A.; Starbuck, J. Phosphine exchange reactions involving cis-[Pt(PPh<sub>3</sub>)<sub>2</sub>(Beat)<sub>2</sub>] (cat = 1,2- $O_2C_6H_4$ ) and the oxidative addition of 1,2-B<sub>2</sub>Cl<sub>2</sub>(NMe<sub>2</sub>)<sub>2</sub> to Pt<sup>II</sup>. *J. Chem. Soc., Dalton Trans.* **1999**, 1687-1694. (n) Lantero, D. R.; Miller, S. L.; Cho, J.-Y.; Ward, D. L.; Smith, M. R., III. A Mechanistic Dichotomy in the Reactions of Cp<sub>2</sub>M(CH<sub>2</sub>=CHMe) (M = Nb, Ta) with Catecholborane: Generation of Boryl Complexes by Propylene Hydroboration and Propylene Loss. *Organometallics* **1999**, *18*, 235-247. (o) Rickard, C. E. F.; Roper, W. R.; Williamson, A.; Wright, L. J. Reactions of cis and trans Beat, Aryl Osmium Complexes (cat = 1,2- $O_2C_6H_4$ ). Bis(Beat) Complexes of Osmium and Ruthenium and a Structural Comparison of cis and trans Isomers of Os(Beat)[CO]<sub>2</sub>(PPh<sub>3</sub>)<sub>2</sub>. *Organometallics* **2000**, *19*, 4344-4355. (p) Adams, C. J.; Baber, R. A.; Batsanov, A. S.; Bramham, G.; Charmant, J. P. H.; Haddow, M. F.; Howard, J. A. K.; Lam, W. H.; Lin, Z.; Marder, T. B.; Norman, N. C.; Orpen, A. G. Synthesis and reactivity of cobalt boryl complexes. *Dalton Trans.* **2006**, 1370-1373. (q) Charmant, J. P. H.; Fan, C.; Norman, N. C.; Pringle, P. G. Synthesis and reactivity of dichloroboryl complexes of platinum(II). *Dalton Trans.* **2007**, 114-123. (r) Braunschweig, H.; Bertermann, R.; Brenner, P.; Burzler, M.; Dewhurst, R. D.; Radacki, K.; Seeler, F. trans-[Pt(BCat')Me(PCy<sub>3</sub>)<sub>2</sub>]: An Experimental Case Study of Reductive Elimination Processes in Pt-Boryls through Associative Mechanisms. *Chem. Eur. J.* **2011**, *17*, 11828-11837. (s) Esteruelas, M. A.; Fernández, I.; López, A. M.; Mora, M.; Oñate, E. Preparation, Structure, Bonding, and Preliminary Reactivity of a Six-Coordinate  $d^4$  Osmium-Boryl Complex. *Organometallics* **2012**, *31*, 4646-4649. (t) Braunschweig, H.; Brenner, P.; Dewhurst, R. D.; Guethlein, F.; Jimenez-Halla, J. O. C.; Radacki, K.; Wolf, J.; Zöllner, L. Observation of Elementary Steps in the Catalytic Borane Dehydrocoupling Reaction. *Chem. Eur. J.* **2012**, *18*, 8605-8609. (u) Braunschweig, H.; Damme, A. Thermodynamic control of oxidative addition and reductive elimination processes in cis-bis(dimethoxyboryl)-bis(tricyclohexylphosphine)platinum(II). *Chem. Commun.* **2013**, *49*, 5216-5218. (v) Braunschweig, H.; Damme, A.; Kupfer, T. Conversion of trans-Diboran(4)yl Platinum Complexes into their cis-Bisboryl Analogues. *Chem. Eur. J.* **2013**, *19*, 14682-14686. (w) Lee, C.-I.; Zhou, J.; Ozerov, O. V. Catalytic Dehydrogenative Borylation of Terminal Alkynes by a SiNN Pincer Complex of Iridium. *J. Am. Chem. Soc.* **2013**, *135*, 3560-3566. (x) Schubert, H.; Leis, W.; Mayer, H. A.; Wesemann, L. A bidentate boryl ligand: syntheses of platinum and iridium complexes. *Chem. Commun.* **2014**, *50*, 2738-2740. (y) Borner, C.; Kleeberg, C. Selective Synthesis of Unsymmetrical Diboryl Pt<sup>II</sup> and Diaminoboryl Cu<sup>I</sup> Complexes by B-B Activation of Diboryl Diboranes(4) {pinB-B[(NR)<sub>2</sub>C<sub>6</sub>H<sub>4</sub>]}. *Eur. J. Inorg. Chem.* **2014**, 2486-2489. (z) Wang, G.; Xu, L.; Li, P. Double N,B-Type Bidentate Boryl Ligands Enabling a Highly Active Iridium Catalyst for C-H Borylation. *J. Am. Chem. Soc.* **2015**, *137*, 8058-8061. (aa) Larsen, M. A.; Wilson, C. V.; Hartwig, J. F. Iridium-Catalyzed Borylation of Primary Benzylic C-H Bonds without a Directing Group: Scope, Mechanism, and Origins of Selectivity. *J. Am. Chem. Soc.* **2015**, *137*, 8633-8643. (ab) Lee, C.-I.; DeMott, J. C.; Pell, C. J.; Christopher, A.; Zhou, J.; Bhuvanesh, N.; Ozerov, O. V. Ligand survey results in identification of PNP pincer complexes of iridium as long-lived and chemoselective catalysts for dehydrogenative borylation of terminal alkynes. *Chem. Sci.* **2015**, *6*, 6572-6582. (ac) Press, L. P.; Kosanovich, A. J.; McCulloch, B. J.; Ozerov, O. V. High-Turnover Aromatic C-H Borylation Catalyzed by POCOP-Type Pincer Complexes of Iridium. *J. Am. Chem. Soc.* **2016**, *138*, 9487-9497. (9) (a) Nguyen, P.; Blom, H. P.; Westcott, S. A.; Taylor, N. J.; Marder, T. B. Synthesis and Structures of the First Transition-Metal Tris(boryl) Complexes: ( $\eta^6$ -Arene)Ir(BO<sub>2</sub>C<sub>6</sub>H<sub>4</sub>)<sub>3</sub>. *J. Am. Chem. Soc.* **1993**, *115*, 9329-9330. (b) Dai, C.; Stringer, G.; Marder, T. B.; Scott, A. J.; Clegg, W.; Norman, N. C. Synthesis and Characterization of Rhodium(I) Boryl and Rhodium(III) Tris(Boryl) Compounds: Molecular Structures of [(PMe<sub>3</sub>)<sub>4</sub>Rh(B(cat))<sub>3</sub>] and fac-[(PMe<sub>3</sub>)<sub>3</sub>Rh(B(cat))<sub>3</sub>] (cat = 1,2- $O_2C_6H_4$ ). *Inorg. Chem.* **1997**, *36*, 272-273. (c) Lu, N.; Norman, N. C.; Orpen, G.

- Quayle, M. J.; Timms, P. L.; Whittell, G. R. Transition metal complexes incorporating the BF<sub>2</sub> ligand formed by oxidative addition of the B-B bond in B<sub>2</sub>F<sub>4</sub>. *J. Chem. Soc., Dalton Trans.* **2000**, 4032-4037. (d) Ishiyama, T.; Takagi, J.; Ishida, K.; Miyaura, N.; Anastasi, N. R.; Hartwig, J. F. Mild Iridium-Catalyzed Borylation of Arenes. High Turnover Numbers, Room Temperature Reactions, and Isolation of a Potential Intermediate. *J. Am. Chem. Soc.* **2002**, *124*, 390-391. (e) Hartwig, J. F.; Cook, K. S.; Hapke, M.; Incarvito, C. D.; Fan, Y.; Webster, C. E.; Hall, M. B. Rhodium Boryl Complexes in the Catalytic, Terminal Functionalization of Alkanes. *J. Am. Chem. Soc.* **2005**, *127*, 2538-2552. (f) Liskey, C. W.; Wei, C. S.; Pahls, D. L.; Hartwig, J. F. Pronounced effects of substituents on the iridium-catalyzed borylation of aryl C-H bonds. *Chem. Commun.* **2009**, 5603-5605. (g) Chotana, G. A.; Vanchura, B. A., II; Tse, M. K.; Staples, R. J.; Maleczka, R. E., Jr.; Smith, M. R., III Getting the sterics just right: a five-coordinate iridium trisboryl complex that reacts with C-H bonds at room temperature. *Chem. Commun.* **2009**, 5731-5733. (h) Britt A. Vanchura, B. A., II; Preshlock, S. M.; Roosen, P. C.; Kallepalli, V. A.; Staples, R. J.; Maleczka, R. E., Jr.; Singleton, D. A.; Smith, M. R., III. Electronic effects in iridium C-H borylations: insights from unencumbered substrates and variation of boryl ligand substituents. *Chem. Commun.* **2010**, 46, 7724-7726. (i) Ghaffari, B.; Vanchura, B. A., II; Chotana, G. A.; Staples, R. J.; Holmes, D.; Maleczka, R. E., Jr.; Smith, M. R., III. Reversible Borylene Formation from Ring Opening of Pinacolborane and Other Intermediates Generated from Five-Coordinate Tris-Boryl Complexes: Implications for Catalytic C-H Borylation. *Organometallics* **2015**, *34*, 4732-4740.
- (10) (a) Kajiwar, T.; Terabayashi, T.; Yamashita, M.; Nozaki, K. Syntheses, Structures, and Reactivities of Borylcopper and -zinc Compounds: 1,4-Silaboration of an  $\alpha,\beta$ -Unsaturated Ketone to Form a  $\gamma$ -Siloxallylborane. *Angew. Chem. Int. Ed.* **2008**, *47*, 6606-6610. (b) Protchenko, A. V.; Dange, D.; Schwarz, A. D.; Tang, C. Y.; Phillips, N.; Mountford, P.; Jones, C.; Aldridge, S. Heavy metal boryl chemistry: complexes of cadmium, mercury and lead. *Chem. Commun.* **2014**, *50*, 3841-3844.
- (11) See for example: (a) van der Veen, L. A.; Keeven, P. H.; Schoemaker, G. C.; Reek, J. N. H.; Kamer, P. C. J.; van Leeuwen, P. W. N. M.; Lutz, M.; Spek, A. L. Origin of the Bite Angle Effect on Rhodium Diphosphine Catalyzed Hydroformylation. *Organometallics* **2000**, *19*, 872-883. (b) Johns, A. M.; Utsunomiya, M.; Incarvito, C. D.; Hartwig, J. F. A Highly Active Palladium Catalyst for Intermolecular Hydroamination. Factors that Control Reactivity and Additions of Functionalized Anilines to Dienes and Vinylarenes. *J. Am. Chem. Soc.* **2006**, *128*, 1828-1839. (c) Grushin, V. V.; Marshall, W. J.; Facile Ar-CF<sub>3</sub> Bond Formation at Pd. Strikingly Different Outcomes of Reductive Elimination from [(Ph<sub>3</sub>P)<sub>2</sub>Pd(CF<sub>3</sub>)Ph] and [(Xantphos)Pd(CF<sub>3</sub>)Ph]. *J. Am. Chem. Soc.* **2006**, *128*, 12644-12645. (d) Ledger, A. E. W.; Mahon, M. F.; Whittlesey, M. K.; Williams, J. M. J. [Ru(NHC)(xantphos)(CO)H<sub>2</sub>] complexes: intramolecular C-H activation and applications in C-C bond formation. *Dalton Trans.* **2009**, 6941-6947. (e) Grutters, M. M. P.; van der Vlugt, J. I.; Pei, Y.; Mills, A. M.; Lutz, M.; Spek, A. L.; Müller, C.; Moberg, C.; Vogt, D. Highly Selective Cobalt-Catalyzed Hydrovinylolation of Styrene. *Adv. Synth. Catal.* **2009**, *351*, 2199-2208. (f) Staudaher, N. D.; Stolley, R. M.; Louie, J. Synthesis, mechanism of formation, and catalytic activity of Xantphos nickel  $\pi$ -complexes. *Chem. Commun.* **2014**, *50*, 15577-15580.
- (12) See for example: (a) Kuang, S.-M.; Cuttler, D. G.; McMillin, D. R.; Fanwick, P. E.; Walton, R. A.; Synthesis and Structural Characterization of Cu(I) and Ni(II) Complexes that Contain the Bis[2-(diphenylphosphino)phenyl]ether Ligand. Novel Emission Properties for the Cu(I) Species. *Inorg. Chem.* **2002**, *41*, 3313-3322. (b) Moxham, G. L.; Randell-Sly, H. E.; Brayshaw, S. K.; Woodward, R. L.; Weller, A. S.; Willis, M. C. A Second-Generation Catalyst for Intermolecular Hydroacylation of Alkenes and Alkynes Using  $\beta$ -S-Substituted Aldehydes: The Role of a Hemilabile P-O-P Ligand. *Angew. Chem. Int. Ed.* **2006**, *45*, 7618-7622. (c) Venkateswaran, R.; Mague, J. T.; Balakrishna, M. S. Ruthenium(II) Complexes Containing Bis(2-(diphenylphosphino)phenyl) Ether and Their Catalytic Activity in Hydrogenation Reactions. *Inorg. Chem.* **2007**, *46*, 809-817. (d) Moxham, G. L.; Randell-Sly, H.; Brayshaw, S. K.; Weller, A. S.; Willis, M. C. Intermolecular Alkene and Alkyne Hydroacylation with  $\beta$ -S-Substituted Aldehydes: Mechanistic Insight into the Role of a Hemilabile P-O-P Ligand. *Chem. Eur. J.* **2008**, *14*, 8383-8397. (e) Czerwieńiec, R.; Yu, J.; Yersin, H. Blue-Light Emission of Cu(I) Complexes and Singlet Harvesting. *Inorg. Chem.* **2011**, *50*, 8293-8301. (f) Baumann, W.; Spannenberg, A.; Pfeffer, J.; Haas, T.; Köckritz, A.; Martin, A.; Deutsch, J.; Utilization of Common Ligands for the Ruthenium-Catalyzed Amination of Alcohols. *Chem. Eur. J.* **2013**, *19*, 17702-17706.
- (g) Chen, H.; Zhou, H.; Zhang, K.; Li, J.; Huang, H. Highly Enantioselective Hydrogenation of Steric Hindrance Enones Catalyzed by Ru Complexes with Chiral Diamine and Achiral Phosphine. *Org. Lett.* **2014**, *16*, 3912-3915. (h) Pinggen, D.; Lebl, T.; Lutz, M.; Nichol, G. S.; Kamer, P. C. J.; Vogt, D. Catalytic Activity and Fluxional Behavior of Complexes Based on RuHCl(CO)(PPh<sub>3</sub>)<sub>3</sub> and Xantphos-Type Ligands. *Organometallics* **2014**, *33*, 2798-2805. (i) Linfoot, C. L.; Leiltl, M. J.; Richardson, P.; Rausch, A. F.; Chepelin, O.; White, F. J.; Yersin, H.; Robertson, N. Thermally Activated Delayed Fluorescence (TADF) and Enhancing Photoluminescence Quantum Yields of [Cu(diimine)(diphosphine)]<sup>+</sup> Complexes-Photophysical, Structural, and Computational Studies. *Inorg. Chem.* **2014**, *53*, 10854-10861. (j) Gellrich, U.; Meißner, A.; Steffani, A.; Kähny, M.; Drexler, H.-J.; Heller, D.; Plattner, D. A.; Breit, B. Mechanistic Investigations of the Rhodium Catalyzed Propargylic CH Activation. *J. Am. Chem. Soc.* **2014**, *136*, 1097-1104. (k) Ensign, S. C.; Vanable, E. P.; Kortman, G. D.; Weir, L. J.; Hull, K. L. Anti-Markovnikov Hydroamination of Homoallylic Amines. *J. Am. Chem. Soc.* **2015**, *137*, 13748-13751.
- (13) (a) Asensio, G.; Cuenca, A. B.; Esteruelas, M. A.; Medio-Simón, M.; Oliván, M.; Valencia, M. Osmium(III) Complexes with POP Pincer Ligands: Preparation from Commercially Available OsCl<sub>3</sub>·3H<sub>2</sub>O and Their X-ray Structures. *Inorg. Chem.* **2010**, *49*, 8665-8667. (b) Esteruelas, M. A.; Oliván, M.; Vélez, A. Xantphos-Type Complexes of Group 9: Rhodium versus Iridium. *Inorg. Chem.* **2013**, *52*, 5339-5349. (c) Esteruelas, M. A.; Oliván, M.; Vélez, A. POP-Pincer Silyl Complexes of Group 9: Rhodium versus Iridium. *Inorg. Chem.* **2013**, *52*, 12108-12119. (d) Alós, J.; Bolaño, T.; Esteruelas, M. A.; Oliván, M.; Oñate, E.; Valencia, M. POP-Pincer Ruthenium Complexes: d<sup>6</sup> Counterparts of Osmium d<sup>4</sup> Species. *Inorg. Chem.* **2014**, *53*, 1195-1209. (e) Esteruelas, M. A.; Oliván, M.; Vélez, A. POP-Rhodium-Promoted C-H and B-H Bond Activation and C-B Bond Formation. *Organometallics* **2015**, *34*, 1911-1924. (f) Esteruelas, M. A.; Oliván, M.; Vélez, A. Conclusive Evidence on the Mechanism of the Rhodium-Mediated Decyanative Borylation. *J. Am. Chem. Soc.* **2015**, *137*, 12321-12329. (g) Alós, J.; Esteruelas, M. A.; Oliván, M.; Oñate, E.; Puylaert, P. C-H Bond Activation Reactions in Ketones and Aldehydes Promoted by POP-Pincer Osmium and Ruthenium Complexes. *Organometallics* **2015**, *34*, 4908-4921. (h) Curto, S. G.; Esteruelas, M. A.; Oliván, M.; Oñate, E.; Vélez, A. Selective C-Cl Bond Oxidative Addition of Chloroarenes to a POP-Rhodium Complex. *Organometallics* **2017**, *36*, 114-128. (i) Esteruelas, M. A.; Fernández, I.; García-Yebra, C.; Martín, J.; Oñate, E. Elongated  $\sigma$ -Borane versus  $\sigma$ -Borane in Pincer-POP-Osmium Complexes. *Organometallics* **2017**, *36*, 2298-2307. (j) Curto, S. G.; Esteruelas, M. A.; Oliván, M.; Oñate, E.; Vélez, A.  $\beta$ -Borylalkenyl Z-E Isomerization in Rhodium-Mediated Diboration of Nonfunctionalized Internal Alkynes. *Organometallics* **2018**, *37*, 1970-1978. (k) Esteruelas, M. A.; García-Yebra, C.; Martín, J.; Oñate, E. Dehydrogenation of Formic Acid Promoted by a Trihydride-Hydroxo-Osmium(IV) Complex: Kinetics and Mechanism. *ACS Catal.* **2018**, *8*, 11314-11323.
- (14) (a) Bakhmutov, V. I.; Bozoglian, F.; Gómez, K.; González, G.; Grushin, V. V.; Macgregor, S. A.; Martin, E.; Miloserdov, F. M.; Novikov, M. A.; Panetier, J. A.; Romashov, L. V. CF<sub>3</sub>-Ph Reductive Elimination from [(Xantphos)Pd(CF<sub>3</sub>)Ph]. *Organometallics* **2012**, *31*, 1315-1328. (b) Alós, J.; Bolaño, T.; Esteruelas, M. A.; Oliván, M.; Oñate, E.; Valencia, M. POP-Pincer Osmium-Polyhydrides: Head-to-Head (Z)-Dimerization of Terminal Alkynes. *Inorg. Chem.* **2013**, *52*, 6199-6213. (c) Jover, J.; Miloserdov, F. M.; Benet-Buchholz, J.; Grushin, V. V.; Maseras, F. On the Feasibility of Nickel-Catalyzed Trifluoromethylation of Aryl Halides. *Organometallics* **2014**, *33*, 6531-6543. (d) Esteruelas, M. A.; Nolis, P.; Oliván, M.; Oñate, E.; Vallribera, A.; Vélez, A. Ammonia Borane Dehydrogenation Promoted by a Pincer-Square-Planar Rhodium(I) Monohydride: A Stepwise Hydrogen Transfer from the Substrate to the Catalyst. *Inorg. Chem.* **2016**, *55*, 7176-7181. (e) Esteruelas, M. A.; García-Yebra, C.; Martín, J.; Oñate, E. mer, fac, and Bidentate Coordination of an Alkyl-POP Ligand in the Chemistry of Nonclassical Osmium Hydrides. *Inorg. Chem.* **2017**, *56*, 676-683. (f) Antiñolo, A.; Esteruelas, M. A.; García-Yebra, C.; Martín, J.; Oñate, E.; Ramos, A. Reactions of an Osmium(IV)-Hydroxo Complex with Amino-Boranes: Formation of Boroxide Derivatives. *Organometallics* **2019**, *38*, 310-318.
- (15) See computational details in the Supporting Information.
- (16) See, for instance: (a) Wu, Z.; Xu, J.; Sokolenko, L.; Yagupolskii, Y. L.; Feng, R.; Liu, Q.; Lu, Y.; Zhao, L.; Fernández, I.; Frenking, G.; Trabelsi, T.; Francisco, J. S.; Zeng, X. Parent Thioketene S-Oxide H<sub>2</sub>CCSO: Gas-Phase Generation, Structure, and Bonding Analysis. *Chem. Eur. J.* **2017**, *23*, 16566-16573. (b) Hermann, M.; Frenking, G. Carbones as Ligands in Novel Main-Group Compounds E[C(NHC)<sub>2</sub>] (E = Be, B<sup>+</sup>,

C<sup>2+</sup>, N<sup>3+</sup>, Mg, Al<sup>+</sup>, Si<sup>2+</sup>, P<sup>3+</sup>): A Theoretical Study. *Chem. Eur. J.* **2017**, *23*, 3347-3356. (c) Foroutan-Nejad, C.; Straka, M.; Fernández, I.; Frenking, G. Buckyball Difluoride F<sub>2</sub>@C60<sup>+</sup> - A Single-Molecule Crystal. *Angew. Chem. Int. Ed.* **2018**, *57*, 13931-13934.

(17) A similar result has been found for a related compound having an Os-B bond, see: Buil, M. L.; Cardo, J. J. F.; Esteruelas, M. A.; Fernández, I.; Oñate, E. Unprecedented Addition of Tetrahydroborate to an Osmium-Carbon Triple Bond. *Organometallics* **2014**, *33*, 2689-2692.

(18) Esteruelas, M. A.; López, A. M.; Oliván, M. Polyhydrides of Platinum Group Metals: Nonclassical Interactions and  $\sigma$ -Bond Activation Reactions. *Chem. Rev.* **2016**, *116*, 8770-8847.

The tris(boryl) complex  $\text{Ir}(\text{Bcat})_3\{\kappa^3\text{-P,O,P-[xant}(\text{P}^i\text{Pr}_2)_2]\}$  has been prepared. Its X-ray diffraction analysis structure reveals that the boryl groups are disposed in a *mer* rearrangement despite of the very strong *trans* influence of the boryl ligands. An EDA-NOCV analysis suggests that the  $\pi$ -backdonation from the metal to the  $p_z$  atomic orbital of the boron atom decreases about 43% in the Ir-B bonds disposed mutually *trans* with regard to the other one.

