

JOINT OPTIMIZATION OF RUN-LENGTH CODING, HUFFMAN CODING AND QUANTIZATION TABLE WITH COMPLETE BASELINE JPEG COMPATIBILITY

En-hui Yang* and Longji Wang**

* Dept. of ECE, University of Waterloo, Ontario, Canada, ehyang@uwaterloo.ca

** Research In Motion, Waterloo, Ontario, Canada, lowang@rim.com

ABSTRACT

JPEG optimization strives to maximize the best rate distortion performance while remaining faithful to the JPEG syntax. Given an image, if soft decision quantization (SDQ) is applied to its DCT coefficients, then Huffman table, quantization step sizes and SDQ coefficients are three free parameters over which a JPEG encoder can optimize. In this paper, we first propose a novel algorithm to find the optimal SDQ coefficient indices in the form of run-size pairs among all possible candidates given that the other two parameters are fixed. Based on this algorithm, we then formulate an iterative algorithm to jointly optimize the run-length coding, Huffman coding and quantization step sizes. The proposed iterative algorithm achieves a compression performance better than any previously known JPEG compression results and even exceeds the quoted PSNR results of some state-of-the-art wavelet-based image coders like Shapiro's embedded zerotree wavelet algorithm at the common bit rates under comparison.

Index Terms— Image coding, optimization methods, rate distortion theory, dynamic programming.

1. INTRODUCTION

JPEG [1] is a popular DCT-based still image compression standard. The popularity of the JPEG coding system has motivated the study of JPEG optimization schemes [2]-[4] which remain faithful to the JPEG syntax. This kind of decoder-compatible JPEG optimization is of great commercial value because the optimized JPEG images take less memory to store and less time to transmit while the JPEG decoders keep unchanged; it will find more and more applications in wireless communications.

A JPEG encoder consists of three basic steps – DCT transform, quantization and entropy coding, where the entropy coding consists of the run-length coding and Huffman coding. This framework offers significant opportunity to apply rate-distortion (R-D) consideration at the encoder side. It is evident that one can optimize JPEG encoding by finding a good hard-decision quantization table and Huffman coding tables. What less obvious is that one can also optimize JPEG encoding by optimizing the image data. Depending on the stage where the image data are during the whole JPEG encoding process, the image data take different forms as shown in Figure 1. Before hard decision quantization, they take the form of DCT coefficients; after hard decision quantization, they take the form of DCT indices, *i.e.*, quantized DCT coefficients; after zig-zag sequencing and run-length coding, they take the form of run-size pairs followed by integers specifying the exact amplitude of DCT indices within

respective categories (such integers are called in-category indices in this paper). Although the JPEG syntax allows the quantization tables to be customized at the encoder, typically some scaled versions of the example quantization tables given in the standard [1] (called default tables in this paper) are used. The scaling of the default tables is suboptimal because the default tables are image-independent. Even with an image-adaptive quantization table, JPEG must apply the same table for every image block, indicating that potential gain remains from optimizing the coefficient indices, *i.e.*, DCT indices. Since DCT indices can be equivalently represented as run-size pairs followed by in-category indices through run-length coding, we shall simply refer to coefficient index optimization as run-length coding optimization in parallel with step size and Huffman coding optimization. In this paper, we not only propose a very neat, graph-based run-length code optimization scheme, but also present an iterative optimization scheme which jointly optimizes the run-length coding, Huffman coding and quantization step sizes as shown in Figure 1.

The rest of this paper is organized as follows. We formulate our joint optimization problem in Section 2 and give the solutions in Section 3. Detailed experimental results are given in Section 4 and Section 5 concludes this paper.

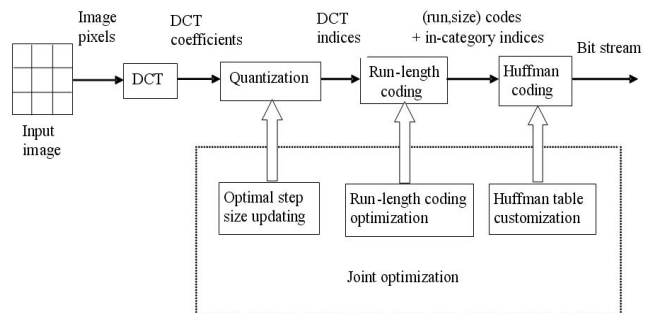


Figure 1. Block diagram of the proposed joint optimization scheme where the run-length coding, Huffman coding and step size updating are jointly optimized on an image-adaptive basis.

2. FORMAL PROBLEM DEFINITION

We now formulate our joint optimization problem, where the minimization is done over all the three free parameters in baseline JPEG. We only consider the optimization of AC coefficients in this paper and the optimization of DC coefficients can be considered separately using a trellis structure.

Given an input image I_0 and a fixed quantization table Q in the JPEG encoding, the coefficient indices completely determine a sequence of run-size pair followed by in-category indices for each

8x8 block through run-length coding, and vice versa. Our problem is posed as a constrained optimization over all possible sequences of run-size pairs (R,S) followed by in-category indices ID , all possible Huffman tables H , and all possible quantization tables Q

$$\begin{aligned} & \min_{(R,S,ID),H,Q} d[I_0,(R,S,ID)_Q] \\ & \text{subject to } r[(R,S),H] \leq r_{budget} \end{aligned} \quad (1)$$

or equivalently

$$\begin{aligned} & \min_{(R,S,ID),H,Q} r[(R,S),H] \\ & \text{subject to } d[I_0,(R,S,ID)_Q] \leq d_{budget} \end{aligned} \quad (2)$$

where $d[I_0,(R,S,ID)_Q]$ denotes the distortion between the original image I_0 and the reconstructed image determined by (R,S,ID) and Q over all AC coefficients, and $r[(R,S),H]$ denotes the compression rate for all AC coefficients resulting from the chosen sequence (R,S,ID) and the Huffman table H . r_{budget} and d_{budget} are respectively the rate constraint and distortion constraint. With the help of the Lagrange multiplier, we may convert the rate-constrained problem or distortion constrained problem into the following unconstrained problem

$$\min_{(R,S,ID),H,Q} \{J(\lambda) = d[I_0,(R,S,ID)_Q] + \lambda \cdot r[(R,S),H]\} \quad (3)$$

where the Lagrangian multiplier λ is a parameter that represents the tradeoff of rate for distortion, and $J(\lambda)$ is the Lagrangian cost. This type of optimization falls into the category of so-called fixed slope coding scheme advocated in [5].

It is informative to compare our joint optimization problem with the joint thresholding and quantizer selection in [4]. On one hand, both of them are an iterative process aiming to optimize the three parameters jointly. On the other hand, our scheme differs from that considered in [4] in two distinct aspects. First, we consider the full optimization of the coefficient indices or the sequence (R,S,ID) instead of a partial optimization represented by dropping only insignificant coefficient indices as considered in [4]. As we shall see in the next section, it turns out that the full optimization has a very neat, computationally effective solution. Second, we do not apply any time-consuming quantizer selection schemes to find the R-D optimal step sizes in each iteration. Instead, we use the default quantization table or an initial optimized quantization table and update the step sizes efficiently in each iteration for local optimization of the step sizes.

3. PROBLEM SOLUTIONS

The rate-distortion optimization problem (3) is a joint optimization of the distortion, rate, Huffman table, quantization table, and sequence (R,S,ID) . To make the optimization problem tractable, we propose an iterative algorithm that chooses the sequence (R,S,ID) , Huffman table, and quantization table iteratively to minimize the Lagrangian cost of (3), given that the other two parameters are fixed. Since a run-size probability distribution P completely determines a Huffman table, we use P to replace the Huffman table H in the optimization process. The iteration algorithm can be described as

- 1) Initialize the original distribution P_0 from the given image I_0 and a quantization table Q_0 . Set $t=0$, and specify a tolerance ϵ as the convergence criterion.

- 2) Fix Q_t and P_t for any $t \geq 0$. Find an optimal sequence (R_t, S_t, ID_t) that achieves the following minimum

$$\min_{(R,S,ID)} \{J(\lambda) = d[I_0,(R,S,ID)_Q] + \lambda \cdot r[(R,S),P_t]\}$$

Denote $d[I_0,(R,S,ID)_Q] + \lambda \cdot r[(R,S),P_t]$ by $J'(\lambda)$.

- 3) Fix (R_t, S_t, ID_t) . Update Q_t and P_t into Q_{t+1} and P_{t+1} , respectively so that Q_{t+1} and P_{t+1} together achieve the following minimum
- $$\min_{Q,P} \{J(\lambda) = d[I_0,(R_t, S_t, ID_t)_Q] + \lambda \cdot r[(R_t, S_t), P]\}$$
- 4) Repeat Steps 2) and 3) for $t=0,1,2,\dots$ until $J'(\lambda) - J^{t+1}(\lambda) \leq \epsilon$. Then, output $(R_{t+1}, S_{t+1}, ID_{t+1})$, Q_{t+1} and P_{t+1} .

Since the Lagrangian cost function is non-increasing at each step, convergence is guaranteed. The core of the iteration algorithm is Step 2) and Step 3), *i.e.*, finding the sequence (R,S,ID) to minimize the Lagrangian cost $J(\lambda)$ given Q and P , and updating the quantization step sizes with the new indices of the image. These two steps are addressed separately as follows.

3.1 Graph-based run-length coding optimization

As mentioned in Section 2, JPEG quantization lacks local adaptivity even with an image-adaptive quantization table, which indicates that potential gain remains from the optimization of the coefficient indices themselves. This gain is exploited in Step 2). Optimal thresholding in [3],[4] only considers a partial optimization of the coefficient indices, *i.e.*, dropping less significant coefficients in the R-D sense. In this paper, we propose an efficient graph-based optimal path searching algorithm to optimize the coefficient indices fully in the R-D sense. It can not only drop the less significant coefficients, but also can change them from one category to another - even changing a zero coefficient to a small nonzero coefficient is possible if needed in the R-D sense. Since given the Lagrangian cost $J(\lambda)$ is block-wise additive given Q and P , the minimization in Step 2) can be solved in a block by block manner. That is, the optimal sequence (R,S,ID) can be determined independently for every 8x8 image block. Thus, in the following, we limit our discussion to only one 8x8 image.

Let us define a graph with 65 nodes (or states). As shown in Figure 2, the first 64 states, numbered as $i=0,1,\dots,63$, correspond to the 64 coefficients of an 8x8 image block in zigzag order. The last state is a special state called the *end* state, and will be used to take care of EOB (end-of-block). Each state i ($i \leq 63$) may have incoming connections from its previous 16 states j ($j < i$), which correspond to the run, R , in an (R,S) pair (in JPEG syntax, R takes value from 0 to 15). The *end* state may have incoming connections from all the other states with each connection from state i ($i \leq 62$) representing the EOB code after the i^{th} coefficient. State 63 goes to state *end* without EOB code. For a given state i ($i \leq 63$) and its predecessor $i-r-1$ ($0 \leq r \leq 15$), there are 10 parallel transitions between them which correspond to the size group, S , in an (R,S) pair. For simplicity, we only draw one transition in the graph shown in Figure 2; the complete graph needs the expansion of S . For each state i where $i > 15$, there is one more transition from state $i-16$ to state i which corresponds to the pair $(15, 0)$, *i.e.*, ZRL (zero run length) code. We assign a cost for each transition (r, s) from

state $i-r-1$ to state i as the incremental Lagrangian cost of going from state $i-r-1$ to state i when the i^{th} DCT coefficient is quantized to size group s (i.e., the coefficient index needs s bits to represent its amplitude) and all the r DCT coefficients are quantized to zero. Specifically, this incremental cost is equal to

$$\sum_{j=r}^{i-1} C_j^2 + |C_i - q_i \cdot ID_i|^2 + \lambda \cdot (-\log_2 P(r,s) + s) \quad (4)$$

where $C_j, j=1,2,\dots,63$ is the j^{th} DCT coefficient, ID_i is the in-category index corresponding to the size group s that gives rise to the minimum distortion to C_i among all in-category indices within the category specified by the size group s , and q_i is the i^{th} quantization step size. With these definitions, every possible run-size pairs of an 8x8 block corresponds to a path from state 0 to the *end* state with a Lagrangian cost. Therefore, we may employ a fast dynamic programming algorithm to find the optimal path from state 0 to state *end* among ALL possible paths which results in the minimum Lagrangian cost. The readers are referred to [6] for more details.

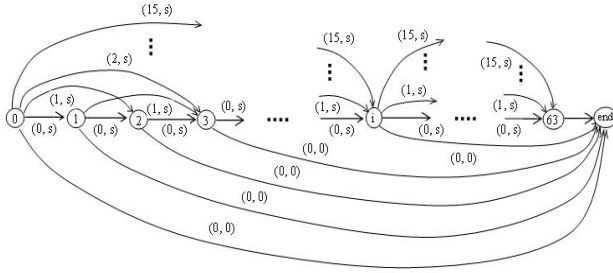


Figure 2. Graphic representation of sequences of run-size pairs of an 8x8 block, where s takes values from 0 to 10 in $(15, s)$ and values from 1 to 10 in other cases.

The above procedure is a full dynamic programming method, and always gives us the optimal solution. To further reduce its computational complexity, we can modify it slightly. In particular, we do not have to compare the incremental costs among the 10 or 11 parallel transitions from one state to another state. Instead, it may be sufficient for us to compare only the incremental costs among the transitions associated with size group $s-1$, s , and $s+1$, where s is the size group corresponding to the output of the given hard-decision quantizer. Transitions associated with other groups most likely result in larger incremental costs.

3.2 Optimal quantization table updating

To update the quantization step sizes in Step 3), we need to solve the following minimization problem

$$\min_Q d[I_0, (R, S, ID)_Q]$$

Let $C_{i,j}$ denote the DCT coefficients of I_0 at the i^{th} position in the zigzag order of the j^{th} block. The sequence (R, S, ID) determines DCT indices, i.e., quantized DCT coefficients normalized by the quantization step sizes. Let $K_{i,j}$ denote the DCT index at the i^{th} position in the zigzag order of the j^{th} block obtained from (R, S, ID) . Then, the reconstructed DCT coefficient at the i^{th}

position in the zigzag order of the j^{th} block is given by $q_i \cdot K_{i,j}$. With the help of $C_{i,j}$ and $q_i \cdot K_{i,j}$, we can rewrite $d[I_0, (R, S, ID)_Q]$ as

$$d[I_0, (R, S, ID)_Q] = \sum_{i=1}^{63} \sum_{j=1}^{Num_Blk} (C_{i,j} - q_i \cdot K_{i,j})^2 \quad (5)$$

where Num_Blk is the number of 8x8 blocks in the given image. It follows that the minimization of $d[I_0, (R, S, ID)_Q]$ can be achieved by minimizing independently the inner summation of (5) for each $i=1,2,\dots,63$. Our goal is to find a set of new quantization step size $\hat{q}_i (1 \leq i \leq 63)$ to minimize

$$\min_{\hat{q}_i} \sum_{j=1}^{Num_Blk} (C_{i,j} - \hat{q}_i \cdot K_{i,j})^2 \quad i=1,\dots,63 \quad (6)$$

Equation (6) can be written as

$$\min_{\hat{q}_i} \sum_{j=1}^{Num_Blk} C_{i,j}^2 - 2C_{i,j} \cdot \hat{q}_i \cdot K_{i,j} + \hat{q}_i^2 \cdot K_{i,j}^2 \quad i=1,\dots,63 \quad (7)$$

The minimization of these quadratic functions can be evaluated by taking derivative of (7) with respect to \hat{q}_i . The minimum of (6) is obtained when

$$\hat{q}_i = \frac{\sum_{j=1}^{Num_Blk} C_{i,j} \cdot K_{i,j}}{\sum_{j=1}^{Num_Blk} K_{i,j}^2} \quad i=1,\dots,63 \quad (8)$$

The step sizes in Step 3) can be updated accordingly.

4. EXPERIMENTAL RESULTS

The proposed algorithm can be configured flexibly based on user's requirement. We may optimize the run-size pairs only. Alternatively, we may run the joint optimization algorithm iteratively. Both configurations can start with the default quantization table or an initially optimized quantization table. In the latter case, we choose the fast algorithm in [2] to generate an initially optimized quantization table to start with. Table I compares the PSNR values of different settings of the proposed algorithm as well as the reference methods for 512x512 images Lena and Barbara. Figures 3 plots the PSNR against the bit rate for image Barbara. A customized Huffman table is used in the last entropy encoding stage like the optimal adaptive thresholding scheme in [4]. Several remarks are in order. First, the optimal adaptive thresholding scheme in [3], [4] is a subset of the proposed run-length coding optimization. Therefore, the proposed run-length coding optimization scheme outperforms the optimal adaptive thresholding scheme for both images under any bit rates as expected. Second, quantization table optimization plays a less role at low bit rates since more coefficients are quantized to zero at low bit rates. The proposed joint optimization scheme with an initial scaled default quantization table achieves better results that the joint optimization scheme in [4] at low bit rate(s), which obtained the best JPEG compression results before this paper. Third, the proposed algorithm with an initial optimized quantization table outperforms the joint optimization scheme in [4] for all bit rates under comparison and even exceeds the quoted PSNR results of some state-of-the-art wavelet-based image coders like Shapiro's embedded zerotree wavelet algorithm [8] for some complicated image like Barbara at the bit rates under comparison.

Table I. Comparison of PSNR values with different optimization methods (512x512 Lena and Barbara)

Image	Rate (bpp)	Customized baseline JPEG	Adaptive threshold [3]	Proposed run-length coding opt.	Default q-tbl + proposed joint opt.	Initially optimized q-tbl + proposed joint opt.	Joint optimization [4]	Baseline wavelet transform coder [7]	Embedded zerotree wavelet algorithm [8]
Lena	.25	31.63	32.1	32.21	32.37	32.47	32.3	33.17	33.17
	.50	34.90	35.3	35.43	35.80	36.04	35.9	36.18	36.28
	.75	36.62	37.2	37.32	37.68	38.14	38.1	38.02	N/A
	1.00	37.91	38.4	38.68	39.26	39.63	39.6	39.42	39.55
Barbara	.25	25.31	25.9	26.09	26.93	27.04	26.7	26.64	26.77
	.50	28.34	29.3	29.62	30.66	30.94	30.6	29.54	30.53
	.75	31.02	31.9	32.30	33.14	33.82	33.6	32.55	N/A
	1.00	33.16	34.1	34.52	35.23	36.07	35.9	34.56	35.14

We now present some computational complexity results of the proposed algorithm. As mentioned in Section 3, given a state and a predecessor, we may find the minimum incremental cost by comparing all the 10 size groups or 3 size groups (*i.e.*, the size group from the hard-decision quantizer and its two neighboring groups). Our experiments show that these two schemes achieve the same performance in the region of interest. Only when λ is extremely large, we see that the results from comparing 10 size groups slightly outperform the results from comparing 3 size groups. These large values of λ are useless in practical situations. Therefore, all the experimental results in this paper are obtained by comparing 3 size groups. Table II tabulates the CPU time in second for the C code implementation of the proposed algorithm on a Pentium PC in one iteration with 512x512 Lena image. It can be seen that our algorithm is very efficient compared to the scheme in [4] (the scheme in [4] takes several dozens of seconds for one iteration). When the proposed algorithm is applied to web image acceleration, it takes around 0.2 second to optimize a typical size (300x200) JPEG color image with 2 iterations.

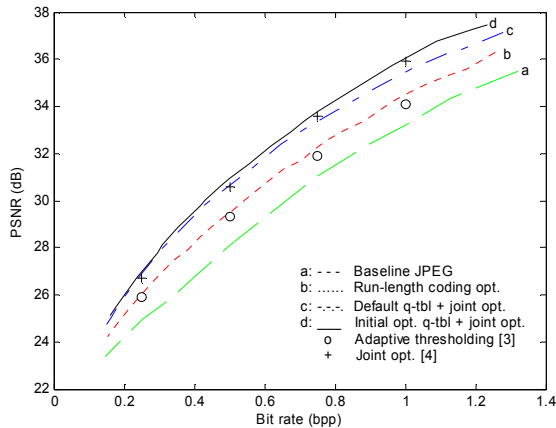


Figure 3. PSNR performance of different settings of the proposed algorithm against reference methods for 512x512 Barbara.

Table II. CPU time of the proposed algorithm on a Pentium PC (512x512 Lena)

Settings	Float DCT	Fast integer DCT
Comparing 3 size groups	1.5 s	0.3 s
Comparing 10 size groups	2.0 s	0.7 s

5. CONCLUSIONS

In this work, we have presented a graph-based R-D optimal algorithm for JPEG run-length coding. It finds the optimal run-size pairs in the R-D sense among all the candidates. Based on this scheme, we have proposed an iterative algorithm to optimize run-length coding, Huffman coding and quantization table jointly. The proposed iterative joint optimization algorithm results in PSNR gain of up to 3 dB or alternatively up to 30% bit rate compression improvement for the test images, compared to baseline JPEG. Our algorithms are not only computationally effective but completely compatible with existing JPEG and MPEG decoders. They can be applied to the application areas such as web image acceleration, digital camera image compression, MPEG frame optimization and transcoding.

6. REFERENCES

- [1] W. Pennebaker and J. Mitchell, *JPEG still image data compression standard*, Kluwer Academic Publishers, 1993.
- [2] V. Ratnakar and M. Livny, "RD-OPT: An efficient algorithm for optimizing DCT quantization tables," in *Proc. Data Compression Conf.*, 1995, pp. 332-341.
- [3] K. Ramchandran and M. Vetterli, "Rate-distortion optimal fast thresholding with complete JPEG/MPEG decoder compatibility," *IEEE Trans. Image Processing*, vol. 3, pp. 700-704, Sept. 1994.
- [4] M. Crouse and K. Ramchandran, "Joint thresholding and quantizer selection for transform image coding: Entropy constrained analysis and applications to baseline JPEG," *IEEE Trans. Image Processing*, vol. 6, pp. 285-297, Feb. 1997.
- [5] E.-h. Yang, Z. Zhang, and T. Berger, "Fixed slope universal lossy data compression," *IEEE Trans. Inform. Theory*, vol. 43, pp. 1465-1476, Sept. 1997.
- [6] En-hui Yang and Longji Wang, "Joint optimization of run-length coding, Huffman coding and quantization table with complete baseline JPEG decoder compatibility," U.S. patent application, Serial Number 60/587555, 2004.
- [7] <http://www.geoffdavis.net/dartmouth/wavelet/wavelet.html>
- [8] J. Shapiro, "Embedded image coding using zerotrees of wavelet coefficients," *IEEE Trans. Signal Processing*, vol. 41, pp. 3445-3462, Dec. 1993.