

K-BERT: Enabling Language Representation with Knowledge Graph

Weijie Liu,¹ Peng Zhou,² Zhe Zhao,² Zhiruo Wang,³ Qi Ju,^{2,*}
Haotang Deng,² Ping Wang^{1,*}

¹Peking University, Beijing, China

²Tencent Research, Beijing, China

³Beijing Normal University, Beijing, China

{dataliu, pwang}@pku.edu.cn, SherronWang@gmail.com,

{rickzhou, nlpzhe, zhiruowang, damonju, haotangdeng}@tencent.com

Abstract

Pre-trained language representation models, such as BERT, capture a general language representation from large-scale corpora, but lack domain-specific knowledge. When reading a domain text, experts make inferences with relevant knowledge. For machines to achieve this capability, we propose a knowledge-enabled language representation model (K-BERT) with knowledge graphs (KGs), in which triples are injected into the sentences as domain knowledge. However, too much knowledge incorporation may divert the sentence from its correct meaning, which is called knowledge noise (KN) issue. To overcome KN, K-BERT introduces soft-position and visible matrix to limit the impact of knowledge. K-BERT can easily inject domain knowledge into the models by being equipped with a KG without pre-training by itself because it is capable of loading model parameters from the pre-trained BERT. Our investigation reveals promising results in twelve NLP tasks. Especially in domain-specific tasks (including finance, law, and medicine), K-BERT significantly outperforms BERT, which demonstrates that K-BERT is an excellent choice for solving the knowledge-driven problems that require experts.

Introduction

Unsupervised pre-trained Language Representation (LR) models like BERT (Devlin et al. 2018) have achieved promising results in multiple NLP tasks. These models are pre-trained over large-scale open-domain corpora to obtain general language representations and then fine-tuned in specific downstream tasks for absorbing specific-domain knowledge. However, due to the domain-discrepancy between pre-training and fine-tuning, these models do not perform well on knowledge-driven tasks. For example, the Google BERT pre-trained on Wikipedia can not give full play to its value when dealing with electronic medical record (EMR) analysis task in the medical field.

When reading a text from a specific-domain, ordinary people can only comprehend words according to its context, while experts are able to make inferences with relevant domain knowledge. Publicly-provided models, like BERT,

GPT (Radford et al. 2018), and XLNet (Yang et al. 2019), who were pre-trained over open-domain corpora, act just like an ordinary people. Even though they can refresh the state-of-the-art of GLUE (Wang et al. 2018) benchmark by learning from open-domain corpora, they may fail in some domain-specific tasks, due to little knowledge connection between specific and open domain. One way to solve this problem is to pre-train a model emphasizing domain-specific by ourselves, instead of using the publicly-provided ones. However, pre-training is time-consuming and computationally expensive, making it unacceptable to most users.

Moreover, although injecting domain-specific knowledge during pre-training is possible for LR models, this process of knowledge acquisition can be inefficient and expensive. For example, if we want the model to acquire the knowledge of “Paracetamol can treat cold”, a large number of co-occurrences of “Paracetamol” and “cold” are required in the pre-training corpus. Instead of this strategy, what else can we do to make the model a domain expert? The knowledge graph (KG), which was called ontology in early research, serves as a good solution. As knowledge refined into a structured form, KGs over many fields have been constructed, e.g., SNOMED-CT (Bodenreider 2008) in medical field, HowNet (Dong, Dong, and Hao 2006) in Chinese conception. If KG can be integrated into the LR model, it will equip the model with domain knowledge, enhancing the model’s performance over domain-specific tasks, while reducing the cost of pre-training on a large scale. Besides, the resulting models possess greater interpretability, for the injected knowledge is manually editable.

However, there are two challenges lie in the road of this knowledge integration: **(1) Heterogeneous Embedding Space (HES)**: In general, the embedding vectors of words in text and entities in KG are obtained in separate ways, making their vector-space inconsistent; **(2) Knowledge Noise (KN)**: Too much knowledge incorporation may divert the sentence from its correct meaning. To overcome these challenges, this paper propose a **Knowledge-enabled Bidirectional Encoder Representation from Transformers (K-BERT)**. K-BERT is capable of loading any pre-trained BERT models due to they are identical in parameters. In addition, K-BERT can easily inject domain knowledge into

*Corresponding Authors

Copyright © 2020, Association for the Advancement of Artificial Intelligence (www.aaai.org). All rights reserved.

the models by equipped with a KG without pre-training. This characteristic of K-BERT is very convenient for users with limited computing resources. Experimental results on twelve Chinese NLP tasks demonstrate that the K-BERT gains superior performances on domain-specific tasks. The main contributions of this paper can be summarized as follows:

- This paper proposes a knowledge-enabled LR model, namely K-BERT, which is compatible with BERT and can incorporate domain knowledge without HES and KN issues;
- With the delicate injection of KG, K-BERT significantly outperforms BERT not only on domain-specific tasks, but also plenty of those in the open-domain;
- The codes of K-BERT and our self-developed knowledge graphs are publicly available at <https://github.com/autoliuweijie/K-BERT>.

Related Work

Since Google Inc. launched BERT in 2018, many endeavors have been made for further optimization, basically focusing on the pre-training process and the encoder.

In optimizing pre-training process, Baidu-ERNIE (Sun et al. 2019) and BERT-WWM (Cui et al. 2019) adopt whole-word masking rather than single character masking for pre-training BERT in Chinese corpora. SpanBERT (Joshi et al. 2019) extended BERT by masking contiguous random spans and proposed a span boundary objective. RoBERTa (Liu et al. 2019) optimized the pre-training of BERT in three ways, i.e., deleting the target of the next sentence prediction, dynamically changing the masking strategy and using more and longer sentences for training. In optimizing the encoder of BERT, XLNet (Yang et al. 2019) replaced the Transformer in BERT with Transformer-XL (Dai et al. 2019) to improve its ability to process long sentences. THU-ERNIE (Zhang et al. 2019) modified the encoder of BERT to an aggregator for the mutual integration of word and entities.

While the pre-trained LR model is an emerging direction, there is little work on its fusion with KG. THU-ERNIE (Zhang et al. 2019) is a pioneer in this direction by fusing entity information, but the relations between entities are ignored by it. COMET (Bosselut et al. 2019) employed the triples in KG as corpus to train GPT (Radford et al. 2018) for common sense learning, which is very inefficient.

Before the emergence of pre-trained LR models, there were several studies that combined KG with word vectors. Wang et al. (2014) proposed a novel method of jointly embedding entities and words into the same continuous vector space basing on the idea of word2vec (Mikolov et al. 2013). Toutanova et al. (2015) proposed a model that captures the compositional structure of textual relations, and optimize entity, knowledge base, and textual relation representations in a joint manner. Han, Liu, and Sun (2016) applied a convolutional neural network and a KG completion task to learn the representation of text and knowledge jointly. Cao et al. (2018) carried out cross-lingual representation learning for words and entities via attentive distant supervision.

Input sentence: Tim Cook is currently visiting Beijing now

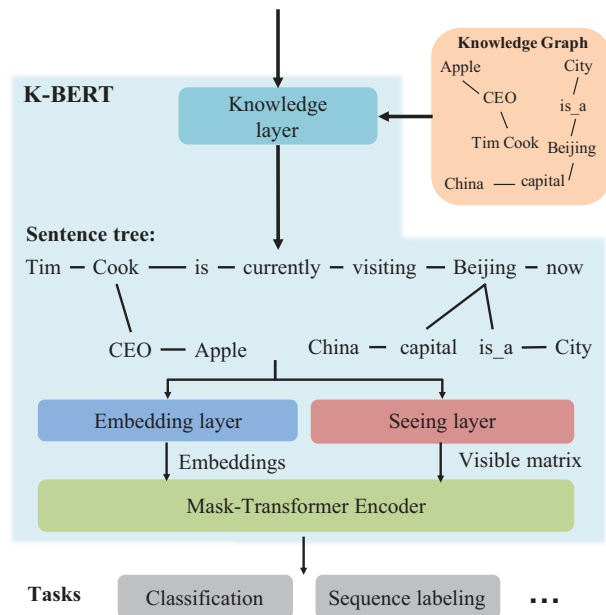


Figure 1: The model structure of K-BERT: Compared to other RL models, the K-BERT is equipped with an editable KG, which can be adapted to its application domain. For example, for electronic medical record analysis, we can use a medical KG to grant the K-BERT with medical knowledge.

The major weakness of these methods is that they are still based on the idea of “word2vec + transE” (Bordes et al. 2013), rather than the pre-trained LR model. Although they use the method of joint representation to make the vector space of entities and words closer, there are still HES problems. What’s more, for KGs with millions of entities, this idea makes the entity table very large, making it unusable because it exceeds the GPU’s memory size.

Methodology

In this section, we detail the implementation of K-BERT and its overall framework is presented in Figure 1.

Notation

We denote a sentence $s = [w_0, w_1, w_2, \dots, w_n]$ as a sequence of tokens, where n is the length of this sentence. In this paper, English tokens are taken at the word-level, while Chinese tokens are at character-level. Each token w_i is included in the vocabulary \mathbb{V} , $w_i \in \mathbb{V}$. KG, denoted as \mathbb{K} , is a collection of triples $\varepsilon = (w_i, r_j, w_k)$, where w_i and w_k are the name of entities, and $r_j \in \mathbb{V}$ is the relation between them. All the triples are in KG.

Model architecture

As shown in Figure 1, the model architecture of K-BERT consists of four modules, i.e., knowledge layer, embedding layer, seeing layer and mask-transformer. For an input sentence, the knowledge layer first injects relevant triples into

Embedding Representation

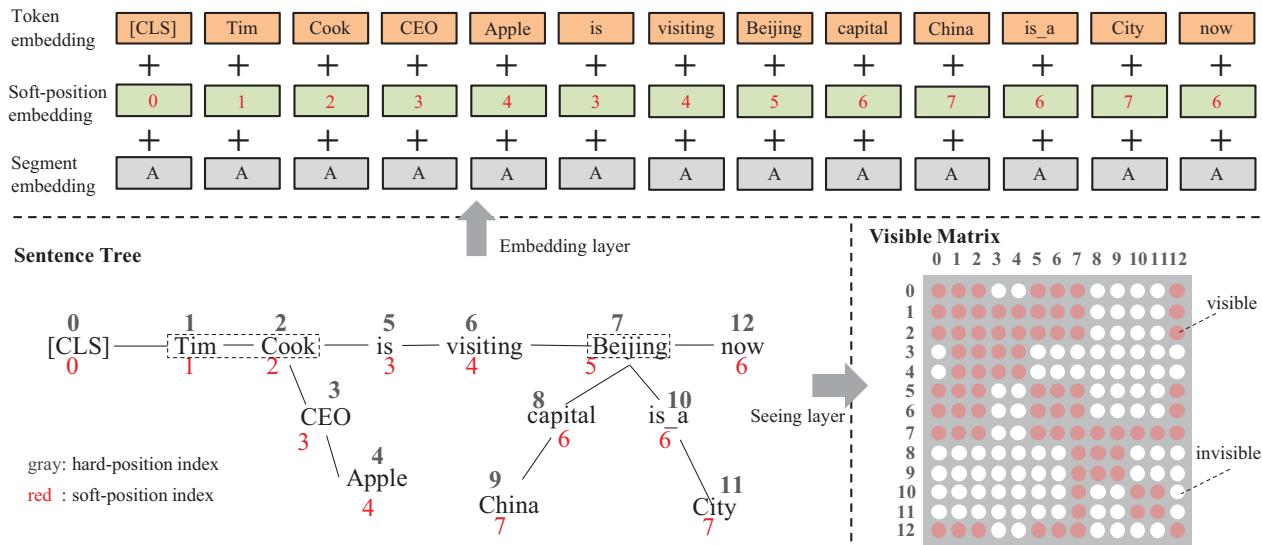


Figure 2: The process of converting a sentence tree into an embedding representation and a visible matrix. In the sentence tree, the red number is the soft-position index, and the gray is the hard-position index. (1) For token embedding, the tokens in the sentence tree are flattened into a sequence of token embedding by their hard-position index; (2) The soft-position index is used as position embedding along with the token embedding; (3) In segment embedding, all the tokens in the first sentence are tagged as "A"; (4) In the visible matrix, red means visible, and white means invisible. For example, the cell at row 4, column 9 is white means that the "Apple(4)" cannot see "China(9)".

it from a KG, transforming the original sentence into a knowledge-rich sentence tree. The sentence tree is then simultaneously fed into the embedding layer and the seeing layer and then converted to a token-level embedding representation and a visible matrix. The visible matrix is used to control the visible area of each token, preventing changing the meaning of the original sentence due to too much knowledge injected.

Knowledge layer

The knowledge layer (KL) is used for sentence knowledge injection and sentence tree conversion. Specifically, given an input sentence $s = [w_0, w_1, w_2, \dots, w_n]$ and a KG \mathbb{K} , KL outputs a sentence tree $t = [w_0, w_1, \dots, w_i[(r_{i0}, w_{i0}), \dots, (r_{ik}, w_{ik})], \dots, w_n]$. This process can be divided into two steps: knowledge query (K-Query) and knowledge injection (K-Inject).

In K-Query, all the entity names involved in the sentence s are selected to query their corresponding triples from \mathbb{K} . K-Query can be formulated as (1),

$$E = K_Query(s, \mathbb{K}), \quad (1)$$

where $E = [(w_i, r_{i0}, w_{i0}), \dots, (w_i, r_{ik}, w_{ik})]$ is a collection of the corresponding triples.

Next, K-Inject injects the queried E into the sentence s by stitching the triples in E to their corresponding position, and generates a sentence tree t . The structure of t is illustrated in Figure 3.

In this paper, a sentence tree can have multiple branches, but its depth is fixed to 1, which means that the entity names

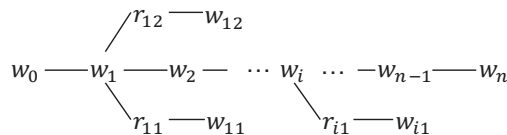


Figure 3: Structure of the sentence tree.

in triples will not derive branches iteratively. K-Inject can be formulated as (2),

$$t = K_Inject(s, E). \quad (2)$$

Embedding layer

The function of the Embedding Layer (EL) is to convert the sentence tree into an embedding representation that can be fed into the Mask-Transformer. Similar to BERT, the embedding representation of K-BERT is the sum of three parts: token embedding, position embedding, and segment embedding, but differs in that the input of the K-BERT's embedding layer is a sentence tree, rather than a token sequence. Therefore, how to transform a sentence tree into a sequence while retaining its structural information is the key to K-BERT.

Token embedding In this work, the token embedding is consistent with BERT, and the vocabulary provided by Google BERT is adopted in this paper. Each token in the sentence tree is converted to an embedding vector of dimension H via a trainable lookup table. In addition, K-BERT

also uses $[CLS]$ as a classification tag and uses $[MASK]$ to mask tokens. The difference between the token embeddings of K-BERT and BERT is that the tokens in the sentence tree require re-arrangement before the embedding operation. In our re-arrange strategy, tokens in the branch are inserted after the corresponding node, while subsequent tokens are moved backwards. As the example illustrated in Figure 2, the sentence tree is rearranged as “Tim Cook CEO Apple is visiting Beijing capital China is_a City now”. Although this procedure is simple, but it makes the sentence unreadable and lost correct structural information. Fortunately, it can be solved by the soft-position and visible matrix.

Soft-position embedding For BERT, if there is no position embedding, it will be equivalent to a bag-of-word model, resulting in a lack of structural information (i.e., the order of tokens). All the structural information of the BERT’s input sentence is contained in the position embedding, which allows us to add the missing structural information back to the unreadable rearranged sentence. Taking the sentence tree in Figure 2 as an example, after rearranging, $[CEO]$ and $[Apple]$ are inserted between $[Cook]$ and $[is]$, but the subject of $[is]$ should be $[Cook]$ instead of $[Apple]$. To solve this problem, we only need to set the position number of $[is]$ to 3 instead of 5. So when calculating the self-attention score in the transformer encoder, $[is]$ is at the next position of $[Cook]$ by the equivalent. However, another problem arises: the position numbers of $[is]$ and $[CEO]$ are both 3, which makes them close in position when calculating self-attention, but in fact, there is no connection between them. The solution to this problem is Mask-Self-Attention, which will be covered in the next subsection.

Segment embedding Like BERT, K-BERT also uses segmentation embedding to identify different sentences when multiple sentences are included. For example, when two sentences $[w_{00}, w_{01}, \dots, w_{0n}]$ and $[w_{10}, w_{11}, \dots, w_{1m}]$ are inputted, they are combined into one sentence $[[CLS], w_{00}, w_{01}, \dots, w_{0n}, [SEP], w_{10}, w_{11}, \dots, w_{1m}]$ with $[SEP]$. For the combined sentence, it is marked with a sequence of segment tags, $[A, A, A, A, \dots, A, B, B, \dots, B]$.

Seeing layer

Seeing layer is the biggest difference between K-BERT and BERT, and also what makes this method so effective. The input to K-BERT is a sentence tree, where the branch is the knowledge gained from KG. However, the risk raised with knowledge is that it can lead to changes in the meaning of the original sentence, i.e., KN issue. For example, in the sentence tree in Figure 2, $[China]$ only modifies $[Beijing]$ and has nothing to do with $[Apple]$. Therefore, the representation of $[Apple]$ should not be affected by $[China]$. On the other hand, the $[CLS]$ tag used for classification should not bypass the $[Cook]$ to get the information of $[Apple]$, as this would bring the risk of semantic changes. To prevent this from happening, K-BERT’s use a visible matrix M to limit the visible area of each token so that $[Apple]$ and $[China]$, $[CLS]$ and $[Apple]$ are not visible to each other. The visible

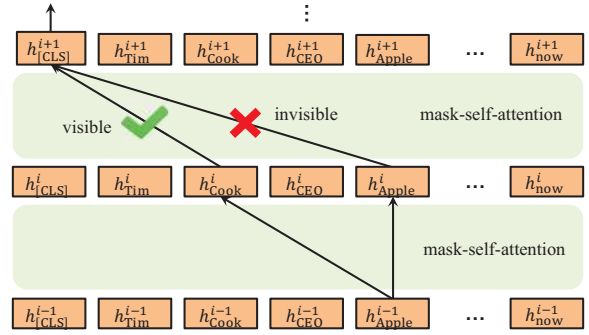


Figure 4: Illustration of the Mask-Transformer, which is a stack of multiple mask-self-attention blocks.

matrix M is defined as (3),

$$M_{ij} = \begin{cases} 0 & w_i \ominus w_j \\ -\infty & w_i \oslash w_j \end{cases} \quad (3)$$

where, $w_i \ominus w_j$ indicates that w_i and w_j are in the same branch, while $w_i \oslash w_j$ are not. i and j are the hard-position index.

Mask-Transformer

To some degree, the visible matrix M contains the structural information of the sentence tree. The Transformer (Vaswani et al. 2017) encoder in BERT cannot receive M as an input, so we need to modify it to Mask-Transformer, which can limit the self-attention region according to M . Mask-Transformer is a stack of multiple mask-self-attention blocks. As BERT, we denote the number of layers (i.e., mask-self-attention blocks) as L , the hidden size as H , and the number of mask-self-attention heads as A .

Mask-Self-Attention: To prevent false semantic changes by taking advantage of the sentence structure information in M , we propose a mask-self-attention, which is an extension of self-attention. Formally, the mask-self-attention is (4).

$$Q^{i+1}, K^{i+1}, V^{i+1} = h^i W_q, h^i W_k, h^i W_v, \quad (4)$$

$$S^{i+1} = \text{softmax}\left(\frac{Q^{i+1} K^{i+1 \top} + M}{\sqrt{d_k}}\right), \quad (5)$$

$$h^{i+1} = S^{i+1} V^{i+1}, \quad (6)$$

where W_q , W_k and W_v are trainable model parameters. h^i is the hidden state of the i -th mask-self-attention blocks. d_k is the scaling factor¹. M is the visible matrix calculated by the seeing layer. Intuitively, if w_k is invisible to w_j , the M_{jk} will mask the attention score S_{jk}^{i+1} to 0, which means w_k make no contribution to the hidden state of w_j .

As the example illustrated in Figure 4, $h_{[Apple]}^i$ has no effect on $h_{[CLS]}^{i+1}$, because $[Apple]$ is invisible to $[CLS]$. However, $h_{[CLS]}^{i+1}$ can obtain the information of $h_{[Apple]}^{i-1}$ indirectly

¹In (Vaswani et al. 2017), the author scale the dot products by $\frac{1}{\sqrt{d_k}}$ to counteract the effect of the dot products grow large in magnitude.

through $h_{[Cook]}^{i+1}$, because $[Apple]$ is visible to $[Cook]$ and $[Cook]$ is visible to $[CLS]$. The advantage of this process is that $[Apple]$ enriches the representation of $[Cook]$, but does not directly affect the meaning of the original sentence.

Experiments

In this section, we present the details of the K-BERT fine-tuning results on twelve Chinese NLP tasks, among which eight are open-domain, and four are specific-domain.

Pre-training corpora

In this paper, we adopt two Chinese corpora for pre-training, i.e., WikiZh² and WebtextZh³.

- **WikiZh** WikiZh refers to the Chinese Wikipedia corpus, which is used to train Chinese BERT in (Devlin et al. 2018). WikiZh contains a total of 1 million well-formed Chinese entries with 12 million sentences and size of 1.2G.
- **WebtextZh** WebtextZh is a large-scale, high-quality Chinese question and answer (Q&A) corpus with 4.1 million entries and a size of 3.7G. Each entry in WebtextZh belongs to a topic, with a total of 28,000 topics.

Knowledge graph

We employ three Chinese KGs, CN-DBpedia⁴, HowNet⁵ and MedicalKG.

- **CN-DBpedia** CN-DBpedia (Xu et al. 2017) is a large-scale open-domain encyclopedic KG developed by the Knowledge Work Laboratory of Fudan University, covering tens of millions of entities and hundreds of millions of relations. In this paper, we refine the official CN-DBpedia by eliminating those triples whose entity names are less than 2 in length or contain special characters. The refined CN-DBpedia contains a total of 5.17 million triples.
- **HowNet** HowNet is a large-scale language knowledge base for Chinese vocabulary and concepts (Dong, Dong, and Hao 2006), in which each Chinese word is annotated with semantic units called sememes. If we take {word, contain, sememes} as a triple, HowNet is a language KG. Similarly, we refine the official HowNet by eliminating those triples whose entity names are less than 2 in length or contain special characters. The refined HowNet contains a total of 52,576 triples.
- **MedicalKG** MedicalKG is our self-developed Chinese medical concept KG, which contains four types of hypernym (symptoms, diseases, parts, and treatments). MedicalKG contains a total of 13,864 triples and is open source as part of K-BERT.

²<https://dumps.wikimedia.org/zhwiki/latest/>

³https://github.com/brightmart/nlp_chinese_corpus

⁴<http://kw.fudan.edu.cn/cndbpedia/intro/>

⁵<http://www.keenage.com/>

Baselines

In this paper, we compare K-BERT to two baselines:

- **Google BERT**⁶ The model was pre-trained on WikiZh and released by Google (Devlin et al. 2018).
- **Our BERT** Our reimplementation of BERT with pre-training on WikiZh and WebtextZh, released in UER⁷.

Parameter settings and training details

To reflect the role of KG in the RL model, we configure our K-BERT and BERT to the same parameter settings according to the basic version of Google BERT (Devlin et al. 2018). We denote the number of (mask-)self-attention layers and heads as L and A respectively, and the hidden dimension of embedding vectors as H . In detail, we have the following model configuration: $L = 12$, $A = 12$ and $H = 768$. The total amounts of trainable parameters of both BERT and K-BERT are the same (110M), which means that they are compatible with each other in model parameters.

For K-BERT pre-training, all settings are consistent with (Devlin et al. 2018). One thing to emphasize is that we don't add any KG to K-BERT during the pre-training phase. Because KG binds two related entity names together, thus making the pre-trained word vectors of the two are very close or even equal and resulting in a semantic loss. Therefore, in the pre-training phase, K-BERT and BERT are equivalent, and the latter's parameters can be assigned to the former. KG will be enabled during the fine-tuning and inferring phases.

Open-domain tasks

We first compare the performance of K-BERT with BERT on eight Chinese open-domain NLP tasks. Among these eight tasks, Book_review⁸, Chnsenticorp⁹, Shopping¹⁰, and Weibo¹¹ are single-sentence classification tasks:

- **Book_review** This dataset contains 20,000 positive and 20,000 negative reviews collected from Douban¹²;
- **Chnsenticorp** Chnsenticorp is a hotel review dataset with a total of 12,000 reviews, including 6,000 positive reviews and 6,000 negative reviews;
- **Shopping** Shopping is a online shopping review dataset that contains 40,000 reviews, including 21,111 positive reviews and 18,889 negative reviews;
- **Weibo** Weibo is a dataset with emotional annotations from Sina Weibo, including 60,000 positive samples and 60,000 negative samples.

XNLI (Conneau et al. 2018), LCQMC (Liu et al. 2018) are two-sentence classification tasks, NLPCC-DBQA¹³ is a Q&A matching task, and MSRA-NER (Levow 2006) is a Named Entity Recognition (NER) task:

⁶<https://github.com/google-research/bert>

⁷<https://github.com/dbiir/UER-py>

⁸<https://embedding.github.io/evaluation/>

⁹https://github.com/pengming617/bert_classification

¹⁰<https://share.weiyun.com/5xxYiig>

¹¹<https://share.weiyun.com/5IEsv0w>

¹²<https://book.douban.com/>

¹³<http://tcci.ccf.org.cn/conference/2016/dldoc/evagline2.pdf>

Table 1: Results of various models on sentence classification tasks on open-domain tasks (*Acc. %*)

Models\Datasets	Book_review		Chnsenticorp		Shopping		Weibo		XNLI		LCQMC	
	<i>Dev</i>	<i>Test</i>	<i>Dev</i>	<i>Test</i>	<i>Dev</i>	<i>Test</i>	<i>Dev</i>	<i>Test</i>	<i>Dev</i>	<i>Test</i>	<i>Dev</i>	<i>Test</i>
Pre-trained on WikiZh by Google.												
Google BERT	88.3	87.5	93.3	94.3	96.7	96.3	98.2	98.3	76.0	75.4	88.4	86.2
K-BERT (HowNet)	88.6	87.2	94.6	95.6	97.1	97.0	98.3	98.3	76.8	76.1	88.9	86.9
K-BERT (CN-DBpedia)	88.6	87.3	93.9	95.3	96.6	96.5	98.3	98.3	76.5	76.0	88.6	87.0
Pre-trained on WikiZh and WebtextZh by us.												
Our BERT	88.6	87.9	94.8	95.7	96.9	97.1	98.2	98.2	77.0	76.3	89.0	86.7
K-BERT (HowNet)	88.5	87.4	95.4	95.6	96.9	96.9	98.3	98.4	77.2	77.0	89.2	87.1
K-BERT (CN-DBpedia)	88.8	87.9	95.0	95.8	97.1	97.0	98.3	98.3	76.2	75.9	89.0	86.9

Table 2: Results of various models on NLPCC-DBQA (*MRR %*) and MSRA-NER (*F1 %*).

Models\Datasets	NLPCC-DBQA		MSRA-NER	
	<i>Dev</i>	<i>Test</i>	<i>Dev</i>	<i>Test</i>
Pre-trained on WikiZh by Google.				
Google BERT	93.4	93.3	94.5	93.6
K-BERT (HowNet)	93.2	93.1	95.8	94.5
K-BERT (CN-DBpedia)	94.5	94.3	96.6	95.7
Pre-trained on WikiZh and WebtextZh by us.				
Our BERT	93.3	93.6	95.7	94.6
K-BERT (HowNet)	93.2	93.1	96.3	95.6
K-BERT (CN-DBpedia)	93.6	94.2	96.4	95.6

- **XNLI** XNLI is a cross-language language understanding dataset in which each entry contains two sentences and the task is to determine their relation (“Entailment”, “Contradict” or “Neutral”);
- **LCQMC** LCQMC is a large-scale Chinese question matching corpus. The goal of this task is to determine if the two questions have a similar intent;
- **NLPCC-DBQA** NLPCC-DBQA is a task to predict answers to each question from the given document;
- **MSRA-NER** MSRA-NER is a NER dataset published by Microsoft. This task is to recognize the entity names in the text, including person names, place names, organization names, etc.

Each of the above datasets is divided into three parts: *train*, *dev*, and *test*. We use the *train* part to fine-tune the model and then evaluate its performance on the *dev* and *test* parts. The experimental results are shown in Table 1 and 2, from which the results can be divided into three categories: **(1) The KG has no significant effect on the tasks of sentiment analysis** (i.e., Book_review, Chnsenticorp, Shopping and Weibo) because the sentiment of a sentence can be judged based on emotional words without any knowledge; **(2) The language KG (HowNet) performs better than the**

encyclopedic KG in terms of semantic similarity tasks (i.e., XNLI and LCQMC); **(3) For Q&A and NER tasks** (i.e., NLPCC-DBQA and MSRA-NER), **the encyclopedic KG (CN-DBpedia) is more suitable than the language KG**. Therefore, it is important to choose the right KG based on the type of task.

In addition, it can be observed that the use of an additional corpus (WebtextZh) can also bring performance boost, but not as significant as KG. As MSRA-NER shown in Table 2, the CN-DBpedia improves *F1* from 93.6% to 95.7%, while the WebtextZh only increases it to 94.6%.

Specific-domain tasks

In fact, the task where K-BERT really shines is in specific-domain. Because KG is good at giving LR model with domain knowledge.

Domain Q&A We crawl about 770,000 and 36,000 Q&A samples from Baidu Zhidao¹⁴ in financial and legal domains, including questions, netizen answers, and best answers. Based on this, we built two datasets, i.e., **Finance_Q&A** and **Law_Q&A**. The task is to choose the best answer for the question from the netizen’s answers.

Domain NER **Finance_NER**¹⁵ is a dataset including 3000 financial news articles manually labeled with over 65,000 name entities (people, location and organization). **Medicine_NER** is the Clinical Named Entity Recognition (CNER) task released in CCKS 2017¹⁶. The goal is to extract medical-related entity names from electronic medical records.

Similarly, the specific-domain datasets are split into three parts: *train*, *dev*, and *test*, which are used to fine-tune, select and test model, respectively. The test results of various models are illustrated in Table 3, where *P.*, *R.* and *F1* refer to Precision, Recall and F1-score, respectively. Compared with BERT, K-BERT has a significant performance improvement in terms of domain tasks. As for *F1*,

¹⁴<https://zhidao.baidu.com>

¹⁵<https://embedding.github.io/evaluation/#extrinsic>

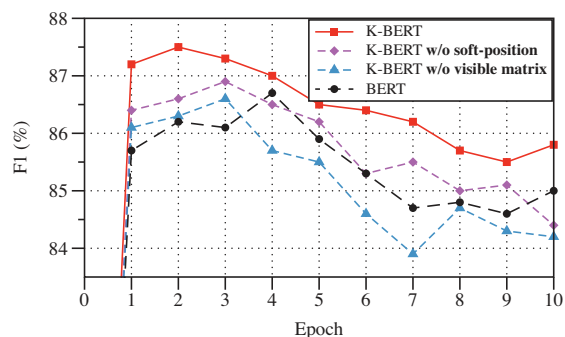
¹⁶https://biendata.com/competition/CCKS2017_2/

Table 3: Results of various models on specific-domain tasks (%).

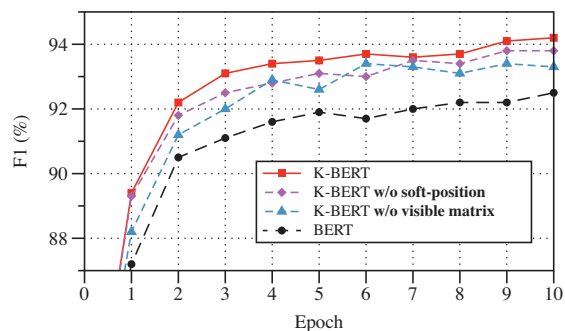
Models\Datasets	Finance_Q&A			Law_Q&A			Finance_NER			Medicine_NER		
	P.	R.	F1	P.	R.	F1	P.	R.	F1	P.	R.	F1
Pre-trained on WikiZh by Google.												
Google BERT	81.9	86.0	83.9	83.1	90.1	86.4	84.8	87.4	86.1	91.9	93.1	92.5
K-BERT (HowNet)	83.3	84.4	83.9	83.7	91.2	87.3	86.3	89.0	87.6	93.2	93.3	93.3
K-BERT (CN-DBpedia)	81.5	88.6	84.9	82.1	93.8	87.5	86.1	88.7	87.4	93.9	93.8	93.8
K-BERT (MedicalKG)	-	-	-	-	-	-	-	-	-	94.0	94.4	94.2
Pre-trained on WikiZh and WebtextZh by us.												
Our BERT	82.1	86.5	84.2	83.2	91.7	87.2	84.9	87.4	86.1	91.8	93.5	92.7
K-BERT (HowNet)	82.8	85.8	84.3	83.0	92.4	87.5	86.3	88.5	87.3	93.5	93.8	93.7
K-BERT (CN-DBpedia)	81.9	87.1	84.4	83.1	92.6	87.6	86.3	88.6	87.4	93.9	94.3	94.1
K-BERT (MedicalKG)	-	-	-	-	-	-	-	-	-	94.1	94.3	94.2

K-BERT with CN-DBpedia can improve the performance of all tasks by 1~2%. The unique gain benefits from the domain knowledge in KG. Furthermore, it can be observed from the Medicine_NER in Table 3 that the performance improvement using the MedicalKG is very obvious. From these results, we can conclude that KG, especially the domain KG, is very helpful for domain-specific tasks.

Ablation studies



(a) Law_Q&A



(b) Medicine_NER

Figure 5: Ablation studies: (a) Law_Q&A with CN-DBpedia; (b) Medicine_NER with MedicalKG;

In this subsection, we explore the effects of the soft-position and visible matrix for K-BERT using two domain-specific tasks (Law_Q&A and Medicine_NER). “w/o soft-position” refers to fine-tuning K-BERT with hard-position instead of soft-position. “w/o visible matrix” means that the all tokens are visible to each other. BERT is equivalent to the K-BERT without KG. As shown in Figure 5, we have the following observations: (1) In both tasks, without soft-position or visible matrix, the performance of K-BERT has declined; (2) In Law_Q&A (Figure 5(a)), K-BERT without visible matrix is worse than BERT, which confirms the existence of KN, i.e., improperly adding knowledge can lead to performance degradation; (3) In Figure 5(a), K-BERT reaches its peak at epoch 2, while BERT is at epoch 4, which proves that K-BERT converges faster than BERT. In general, we can conclude that **the soft-position and the visible matrix can make K-BERT more robust to KN interference and thus make more efficient use of knowledge.**

Conclusions

In this paper, we propose K-BERT to enable language representation with knowledge graphs, achieving the capability of commonsense or domain knowledge. Specifically, K-BERT first injects knowledge from KG into a sentence, making it a knowledge-rich sentence tree. Next, soft-position and visible matrix are adapted to control the scope of knowledge, preventing it from deviating from its original meaning.

Despite the challenges of HES and KN, our investigation reveals promising results on twelve open-/specific-domain NLP tasks. Empirical results demonstrate that KG is especially helpful for knowledge-driven specific-domain tasks and can be used to solve problems that require domain experts. Besides, K-BERT is compatible with the model parameters of BERT, which means that users can directly adopt the available pre-trained BERT parameters (e.g., Google BERT, Baidu-ERNIE, etc.) on K-BERT without pre-training by themselves.

These positive results point to future work in (1) improving K-Query to enable filtering of unimportant triples based

on context; (2) extending this approach to other LR models such as ELMo (Peters et al. 2018), XLNet (Yang et al. 2019), etc;

Acknowledgement

This work is funded by the National Key R&D Program of China (2017YFB1200700), and 2019 Tencent Rhino-Bird Elite Training Program.

References

- Bodenreider, O. 2008. Biomedical ontologies in action: role in knowledge management, data integration and decision support. *Yearbook of medical informatics* 17(01):67–79.
- Bordes, A.; Usunier, N.; Garcia-Duran, A.; Weston, J.; and Yakhnenko, O. 2013. Translating embeddings for modeling multi-relational data. In *Advances in neural information processing systems*, 2787–2795.
- Bosselut, A.; Rashkin, H.; Sap, M.; Malaviya, C.; Celikyilmaz, A.; and Choi, Y. 2019. COMET: Commonsense transformers for automatic knowledge graph construction. *arXiv preprint arXiv:1906.05317*.
- Cao, Y.; Hou, L.; Li, J.; Liu, Z.; Li, C.; Chen, X.; and Dong, T. 2018. Joint representation learning of cross-lingual words and entities via attentive distant supervision. In *Proceedings of the 2018 Conference on Empirical Methods in Natural Language Processing*.
- Conneau, A.; Lample, G.; Rinott, R.; Williams, A.; Bowman, S. R.; Schwenk, H.; and Stoyanov, V. 2018. XNLI: Evaluating cross-lingual sentence representations. In *Proceedings of the 2018 Conference on Empirical Methods in Natural Language Processing*.
- Cui, Y.; Che, W.; Liu, T.; Qin, B.; Yang, Z.; Wang, S.; and Hu, G. 2019. Pre-training with whole word masking for chinese bert. *arXiv preprint arXiv:1906.08101*.
- Dai, Z.; Yang, Z.; Yang, Y.; Cohen, W. W.; Carbonell, J.; Le, Q. V.; and Salakhutdinov, R. 2019. Transformer-xl: Attentive language models beyond a fixed-length context. *arXiv preprint arXiv:1901.02860*.
- Devlin, J.; Chang, M.-W.; Lee, K.; and Toutanova, K. 2018. BERT: Pre-training of deep bidirectional transformers for language understanding. *arXiv preprint arXiv:1810.04805*.
- Dong, Z.; Dong, Q.; and Hao, C. 2006. Hownet and the computation of meaning. *Citeseer*.
- Han, X.; Liu, Z.; and Sun, M. 2016. Joint representation learning of text and knowledge for knowledge graph completion. *arXiv preprint arXiv:1611.04125*.
- Joshi, M.; Chen, D.; Liu, Y.; Weld, D. S.; Zettlemoyer, L.; and Levy, O. 2019. SpanBERT: Improving pre-training by representing and predicting spans. *arXiv preprint arXiv:1907.10529*.
- Levow, G. A. 2006. The 3rd international chinese language processing bakeoff. In *Sighan Workshop on Chinese Language Processing*.
- Liu, X.; Chen, Q.; Deng, C.; Zeng, H.; Chen, J.; Li, D.; and Tang, B. 2018. LCQMC: a large-scale chinese question matching corpus. *International conference on computational linguistics* 1952–1962.
- Liu, Y.; Ott, M.; Goyal, N.; Du, J.; Joshi, M.; Chen, D.; Levy, O.; Lewis, M.; Zettlemoyer, L.; and Stoyanov, V. 2019. RoBERTa: A robustly optimized bert pretraining approach. *arXiv preprint arXiv:1907.11692*.
- Mikolov, T.; Chen, K.; Corrado, G.; and Dean, J. 2013. Efficient estimation of word representations in vector space. *arXiv preprint arXiv:1301.3781*.
- Peters, M. E.; Neumann, M.; Iyyer, M.; Gardner, M.; Clark, C.; Lee, K.; and Zettlemoyer, L. 2018. Deep contextualized word representations. *arXiv preprint arXiv:1802.05365*.
- Radford, A.; Narasimhan, K.; Salimans, T.; and Sutskever, I. 2018. Improving language understanding by generative pre-training. *Technical report, OpenAI*.
- Sun, Y.; Wang, S.; Li, Y.; Feng, S.; Chen, X.; Zhang, H.; Tian, X.; Zhu, D.; Tian, H.; and Wu, H. 2019. ERNIE: Enhanced representation through knowledge integration. *arXiv preprint arXiv:1904.09223*.
- Toutanova, K.; Chen, D.; Pantel, P.; Poon, H.; Choudhury, P.; and Gamon, M. 2015. Representing text for joint embedding of text and knowledge bases. In *Proceedings of the 2015 Conference on Empirical Methods in Natural Language Processing*, 1499–1509.
- Vaswani, A.; Shazeer, N.; Parmar, N.; Uszkoreit, J.; Jones, L.; Gomez, A. N.; Kaiser, Ł.; and Polosukhin, I. 2017. Attention is all you need. In *Advances in neural information processing systems*, 5998–6008.
- Wang, Z.; Zhang, J.; Feng, J.; and Chen, Z. 2014. Knowledge graph and text jointly embedding. In *Proceedings of the 2014 conference on empirical methods in natural language processing (EMNLP)*, 1591–1601.
- Wang, A.; Singh, A.; Michael, J.; Hill, F.; Levy, O.; and Bowman, S. R. 2018. Glue: A multi-task benchmark and analysis platform for natural language understanding. *arXiv preprint arXiv:1804.07461*.
- Xu, B.; Xu, Y.; Liang, J.; Xie, C.; Liang, B.; Cui, W.; and Xiao, Y. 2017. Cn-dbpedia: A never-ending chinese knowledge extraction system. *International conference industrial, engineering and other applications applied intelligent systems* 428–438.
- Yang, Z.; Dai, Z.; Yang, Y.; Carbonell, J.; Salakhutdinov, R.; and Le, Q. V. 2019. Xlnet: Generalized autoregressive pretraining for language understanding. *arXiv preprint arXiv:1906.08237*.
- Zhang, Z.; Han, X.; Liu, Z.; Jiang, X.; Sun, M.; and Liu, Q. 2019. ERNIE: Enhanced language representation with informative entities. *arXiv preprint arXiv:1905.07129*.