

Kinetic equations for transport through single-molecule transistors

M. Leijnse and M. R. Wegewijs

*Institut für Theoretische Physik A, RWTH Aachen, 52056 Aachen, Germany;**Institut für Festkörper-Forschung-Theorie 3, Forschungszentrum Jülich, 52425 Jülich, Germany;**and JARA-Fundamentals of Future Information Technology*

(Received 24 July 2008; revised manuscript received 29 September 2008; published 18 December 2008)

We present explicit kinetic equations for quantum transport through a general molecular quantum dot, accounting for all contributions up to fourth order perturbation theory in the tunneling Hamiltonian and the complete molecular density matrix. Such a full treatment describes not only sequential, cotunneling, and pair tunneling, but also contains terms contributing to renormalization of the molecular resonances as well as their broadening. Due to the latter all terms in the perturbation expansion are automatically well defined for any set of system parameters: no divergences occur and no by-hand regularization is required. Additionally we show that, in contrast to second order perturbation theory, in fourth order it is essential to account for quantum coherence between *nondegenerate* states, entering the theory through the nondiagonal elements of the density matrix. As a first application, we study a single-molecule transistor coupled to a localized vibrational mode (Anderson-Holstein model). We find that cotunneling-assisted sequential tunneling processes involving the vibration give rise to *current peaks*, i.e., negative differential conductance in the Coulomb-blockade regime. Such peaks occur in the crossover to strong electron-vibration coupling, where inelastic cotunneling competes with Franck-Condon suppressed sequential tunneling, and thereby indicate the strength of the electron-vibration coupling. The peaks depend sensitively on the coupling to a dissipative bath, thus providing also an experimental probe of the Q factor of the vibrational motion.

DOI: [10.1103/PhysRevB.78.235424](https://doi.org/10.1103/PhysRevB.78.235424)

PACS number(s): 73.63.Kv, 85.65.+h, 63.22.-m, 73.23.Hk

I. INTRODUCTION

Electron transport through single-molecule transistors (SMTs) has been intensively studied theoretically in recent years^{1–12} driven by ongoing experimental advances.^{13–19} One of the most distinctive features of SMTs, compared to artificially nanostructured devices such as quantum dots, is the coupling between their *quantized* mechanical and electronic degrees of freedom.¹⁹ The size and shape distortions of an SMT (Ref. 17) and its center-of-mass motion¹⁸ result in sharp transport resonances whose amplitudes are governed by the quantum-mechanical overlap of the corresponding *mechanical* wave functions. This Franck-Condon (FC) *transport* effect is of fundamental interest since it is induced by the change of molecular charge, therefore involving strong electron charging and nonequilibrium effects, in contrast to the usual FC effect in optical spectroscopy where the charge remains unaltered. The discrete vibrational modes of a molecule are also important in assessing the atomistic details of the transport junction.²⁰ Finally, the demonstrated control over the molecular energy levels of an SMT using a gate electrode provides interesting perspectives for realizing quantized nanoelectromechanical systems (NEMS).^{21–23}

The basic FC transport picture²⁴ assumes single electrons to sequentially tunnel on and off the SMT. This is valid in the limit of weak tunnel coupling and for applied gate and bias voltages such that fluctuations of the molecular charge are not suppressed by Coulomb interaction (Coulomb blockade) or quantum confinement effects. In this limit it is sufficient to describe transport in lowest nonvanishing order perturbation theory in the tunneling and many interesting results have been reported. For instance, a well-studied model in this context is the Anderson-Holstein model, consisting of a spin-

degenerate level with a linear coupling (electron-vibration coupling λ) between the charge on the level and the coordinate of a vibrational mode. When the overlap integrals between low lying vibrational states in two adjacent charge states of the SMT vanish, a suppression of single-electron tunneling (SET) occurs, which is called Franck-Condon blockade.⁸ Here electron transport was found to take place through self-similar avalanches, leading to bunching of electrons and enhanced shot noise. Extending the basic model with a charge-dependent vibrational frequency, additional resonances occur³ and interference of vibrational wave functions was shown to lead to a suppression of the electric current at finite bias¹ due to a population inversion of the vibrational distribution. More complex models with (quasi-) degenerate electronic orbitals and multiple modes exhibit (pseudo-) Jahn-Teller physics. These may show rectifying behavior,² dynamical symmetry breaking,⁴ and current suppression due to Berry phase effects.⁵ Finally, distinctive transport signatures of the breakdown of the Born-Oppenheimer separation⁶ and correlations of vibration and spin properties have been predicted, such as a vibration-induced spin blockade.⁷

Since the complicated transport processes in SMTs may result in a suppression of single-electron tunneling, it becomes more urgent to understand the effect of higher order tunnel processes; even more so since experimentally SMTs typically exhibit a significant tunnel coupling. The purpose of this paper is to set up a general method to properly describe *all* coherent tunnel processes in leading and next-to-leading orders in the tunneling Hamiltonian. The method applies to very general molecular quantum-dot models, with many quantized excitations and few relevant selection rules for transport quantities. Additionally, all molecular interactions included in the model, for instance Coulomb charging

and electron vibration, are accounted for exactly by from the outset formulating the transport equations in the basis of many-body eigenstates of the molecular Hamiltonian. The nonlinear transport is obtained using the explicitly calculated nonequilibrium density *matrix*. A variety of next-to-leading order effects has been discussed previously. For instance, a well-known signature of higher order tunneling processes is the appearance of inelastic cotunneling steps in the differential conductance, the positions of which are independent of the gate voltage, which have been observed in many experiments on semiconductor and molecular quantum dots.^{13–16} Additional gate-voltage dependent transport resonances have been found inside the Coulomb-blockade regime²⁵ and discussed theoretically.^{26,27} These resonances are due to sequential tunneling events starting from states excited by inelastic cotunneling processes (“heating the molecule”), which are called cotunneling-assisted sequential tunneling (COSET). It was recently suggested²⁸ that these resonances can be used to experimentally estimate the decay rate of vibrational excitations due to a coupling to a dissipative environment. Indeed, by extending the golden-rule approach by a next-to-leading order expansion of the T matrix in the tunneling, it was found⁹ that the COSET features are particularly pronounced in the Anderson-Holstein model in the limit of large electron-vibration coupling. Finally, effects of electron pair tunneling were discussed¹¹ for an effective Anderson model with attractive electron-electron interaction in the golden-rule approach using a Schrieffer-Wolff transformation.

The method set up here captures all the aforementioned effects simultaneously. By providing a microscopic derivation we overcome some drawbacks of the methods employed in the cited works, related to accounting for broadening and renormalization of the molecular resonances, which were previously discussed in, e.g., Refs. 9 and 29–31 (see also Ref. 32). The main focus of the paper is therefore on the general aspects of the transport theory. As a central result we present explicit kinetic equations from which the full molecular density matrix and transport current can be calculated. We reformulate the real-time transport theory^{33,34} using Liouville superoperators to present a straightforward derivation. The expressions for the transport rates are valid for a wide class of quantum-dot systems and, importantly, involve no assumptions on model-specific selection rules. We show that in such higher order calculations it is crucial to include contributions from coherent superpositions of molecular states not protected by selection rules, even when the level spacing is much *larger* than the tunneling broadening. The Anderson-Holstein model with a large vibrational frequency compared to the tunneling coupling, $\hbar\omega \gg \Gamma$, presents a case where this is extremely important and we demonstrate our method for this model. This is in clear contrast to lowest-order perturbation theory where these so-called nonsecular terms can be neglected. We are not aware of previous works pointing this out.

To maintain readability, the paper is divided into three parts: a general part II, application III, and technical Appendixes. In Sec. II we shortly describe the general model of a molecular quantum-dot system and the basic equations of the real-time transport theory. We then discuss the central results, the explicit transport equations for the full density ma-

trix, and transport current. Detailed derivations and expressions are presented in a coherent way in Appendixes A–E for the theoretically interested reader. In Sec. III we study in detail the specific model of a molecular transistor coupled to a localized vibrational mode, the nonequilibrium Anderson-Holstein model. We summarize and conclude in Sec. IV.

Throughout the rest of the paper we use natural units where $\hbar = k_B = |e| = 1$, where $-|e|$ is the electron charge.

II. MODEL AND TRANSPORT THEORY

We consider a molecule as a complex quantum dot, connected to a number of macroscopic reservoirs labeled by r . The electrons in the reservoirs are considered to be noninteracting, but no assumptions are made concerning the type or strength of the interactions on the molecule, as long as we can diagonalize the isolated molecular many-body Hamiltonian. The entire system is described by the Hamiltonian $H_{\text{tot}} = H + H_R + H_T$, where $H_R = \sum_r H_r$ and

$$H = \sum_a E_a |a\rangle\langle a|, \quad (1)$$

$$H_r = \sum_{\sigma} \int d\omega \omega c_{r\sigma-\omega} c_{r\sigma+\omega}, \quad (2)$$

$$H_T = \sum_{r\sigma N} \sum_{\eta=\pm 1} \sum_{a \in N}^{a' \in (N-\eta)} \eta \int d\omega T_{r\sigma\eta}^{aa'} |a\rangle\langle a'| c_{r\sigma\eta\omega}. \quad (3)$$

The Hamiltonians are written from the outset in a form which deviates from that commonly used. This allows crucial simplifications of the derivations and explicit expressions presented in Appendixes A–E. In the molecular Hamiltonian, H , $|a\rangle$ denotes a general many-body eigenstate with energy E_a . We assume that we can classify these states by the number of excess electrons N on the molecule. The electron number, together with other quantum numbers depending on the model at hand (e.g., spin, magnetic, and vibrational quantum numbers), is labeled by a . We will loosely denote by N_a the electron number in state a . H_r describes reservoir r and is written in terms of continuum field operators

$$c_{r\sigma+\omega} = \sum_k \frac{1}{\sqrt{\rho_{r\sigma}}} \delta(\epsilon_{r\sigma k} - \omega) c_{r\sigma k}, \quad \eta = +, \quad (4)$$

$$c_{r\sigma-\omega} = \sum_k \frac{1}{\sqrt{\rho_{r\sigma}}} \delta(\epsilon_{r\sigma k} - \omega) c_{r\sigma k}^{\dagger}, \quad \eta = -, \quad (5)$$

where $c_{r\sigma k}^{\dagger}$ ($c_{r\sigma k}$) are the usual creation (annihilation) operators for electrons in reservoir r with spin-projection σ , state-index k , and energy $\epsilon_{r\sigma k}$. We will refer to η as the electron-hole (e-h) index. $\rho_{r\sigma}$ is the density of states. Inserting Eqs. (4) and (5) into Eq. (2) one recovers the standard form of the reservoir Hamiltonian. For this one assumes that there is a unique correspondence between k and $\epsilon_{r\sigma k}$. For cases where this does not hold, one labels different branches of the dispersion relation by an additional index. The tunnel Hamiltonian H_T describes the tunneling into or out of the molecule,

involving a change of the molecular state from a' to a . The relevant matrix elements are given by superpositions of single-particle tunneling matrix elements $t_{lr\sigma}$ and many-body amplitudes of the molecular wave function

$$T_{r\sigma+}^{aa'} = \sqrt{\rho_{r\sigma}} \sum_l t_{lr\sigma} \langle a | d_{l\sigma}^\dagger | a' \rangle, \quad (6)$$

$$T_{r\sigma-}^{aa'} = \sqrt{\rho_{r\sigma}} \sum_l t_{lr\sigma}^* \langle a | d_{l\sigma} | a' \rangle = (T_{r\sigma+}^{a'a})^*. \quad (7)$$

Here l labels a single-particle basis for the molecule with corresponding creation/annihilation operator $d_{l\sigma}^\dagger$, $d_{l\sigma}$. Note that the density of states is incorporated in $T_{r\sigma\eta}^{aa'}$, simplifying many expressions. The spectral densities $\Gamma_{r\sigma}^{ab,a'b'} = 2\pi T_{r\sigma+}^{aa'} T_{r\sigma-}^{b'b}$, thus represent the set of relevant energy scales for the tunneling. Both $\rho_{r\sigma}$ and $t_{lr\sigma}$ are assumed to be energy independent. This is the most relevant physical limit and presents no principle limitation of the presented method (only numerical). Charge conservation implies the selection rule, $N_a - N_{a'} = 1$, which is contained in $\langle a | d_{l\sigma}^\dagger | a' \rangle \propto \delta_{N_a, N_{a'}+1}$. This is the only selection rule assumed. A Fermion sign η appears in Eq. (3) since we always write the reservoir operator to the right of the projector. However, one can show that this exactly cancels in all expressions involving an average over the reservoir degrees of freedom. It cancels with an extra Fermion sign appearing when disentangling the dot and reservoir operators using that an equal number of creation and annihilation operators must occur to give a nonzero average (see Ref. 35 for a proof). We can therefore discard the sign η from the outset and everywhere treat dot and lead operators as commuting, greatly simplifying the calculation of signs.

A. Kinetic equation

A microscopic molecular system coupled to macroscopic reservoirs is completely described by its reduced density operator $P(t)$, obtained by averaging the total density operator over the reservoir degrees of freedom $P(t) = \text{Tr}_R \rho(t)$. The reduced density operator evolves in time according to a quantum kinetic equation. The presence of strong nonequilibrium effects (nonlinear transport) and strong local interactions (Coulomb, electron vibration, etc.) makes the calculation of the transport rates occurring in this equation a cumbersome task. Here our goal is to derive explicit expressions for the next-to-leading order transport rates in terms of the parameters E_a , $T_{r\sigma\eta}^{aa'}$ of the Hamiltonians (1)–(3) and the statistical properties of the electrodes T (temperature) and μ_r (chemical potential). The real-time transport theory, developed in Refs. 33 and 34 and extended by several groups,^{31,36,37} provides straightforward rules for the calculation of the transport rates using a diagrammatic representation on the Keldysh contour, avoiding any spurious regularization problems. This technique has been simplified further by using special Liouville superoperators and corresponding diagrams in the context of a nonequilibrium renormalization-group approach.^{35,38} For clarity we discuss the general aspects here, whereas the important but cumbersome expres-

sions are coherently derived and presented in Appendixes A–E. The starting point is the time evolution of the density operator of the total system, molecule + reservoirs

$$\rho(t) = e^{-iL_{\text{tot}}t} \rho(0). \quad (8)$$

Here the Liouvillian superoperators in $L_{\text{tot}} = L + L_R + L_T$ act on an arbitrary operator A by forming a commutator with the Hamiltonian, e.g., $LA = [H, A]$. We assume the system to be decoupled at the initial time $t=0$, such that the density operator factorizes $\rho(0) = P(0)\rho_R$, where $\rho_R = \prod_r \rho_r$ and ρ_r describes reservoir r . Each reservoir is assumed to remain in internal equilibrium independently and is described by a grand-canonical ensemble at all times. When a bias voltage is applied to the system, causing the chemical potentials of different leads to differ, this puts an inhomogeneous “boundary condition” on the molecular density operator and drives it out of equilibrium. We now take the Laplace transform of Eq. (8) and trace out the reservoirs

$$P(z) = \text{Tr}_R \int_0^\infty dt e^{izt} e^{-iL_{\text{tot}}t} P(0) \rho_R \quad (9)$$

$$= i \text{Tr}_R \frac{1}{z - L_R - L - L_T} P(0) \rho_R \quad (10)$$

$$= \frac{i}{z - L - iW(z)} P(0), \quad (11)$$

where the last expression is obtained by expanding the denominator in Eq. (10) in powers of the tunneling Liouvillian L_T , carrying out the trace over the reservoirs and resumming the series (see Appendix A for details). Here $iW(z)$ is a (superoperator) self-energy and $L + iW(z)$ describes the molecular density operator in the presence of the reservoirs. If Eq. (11) is transformed back to the time domain, $W(t-t')$ appears as a kernel in the integrodifferential equation for $P(t)$,

$$\dot{P}(t) = -iLP(t) + \int_0^t dt' W(t-t')P(t'), \quad (12)$$

assuming that the Laplace transform of $W(t-t')$ exists. We are exclusively interested in the stationary state at $t \rightarrow \infty$ (asymptotic solution) of the molecular density operator, i.e., the zero-frequency limit $z \rightarrow i0$, where the imaginary infinitesimal physically originates from the adiabatic switching on of the tunneling. Assuming that a unique stationary state exists and using $\lim_{t \rightarrow \infty} P(t) = -i \lim_{z \rightarrow i0} z P(z)$, Eq. (11) gives the standard form^{30,33,35} of the stationary-state equation

$$0 = (-iL + W)P. \quad (13)$$

Here, and in the rest of the paper, we use the notation $W = \lim_{z \rightarrow i0} W(z)$ and $P = \lim_{t \rightarrow \infty} P(t)$. Supplemented with the probability normalization condition $\text{Tr}_M P = 1$, where Tr_M is the trace over the molecular degrees of freedom, this uniquely determines the stationary state. The normalizability derives from the general property of the kernel $\text{Tr}_M WA = 0$ for any operator A . Matrix elements of a superoperator S are defined according to

$$S_{ab}^{a'b'} \equiv \langle a|(S|a'\rangle\langle b'|)|b\rangle, \quad (14)$$

meaning that we first act with S on a projector $|a'\rangle\langle b'|$, generating a new operator, and subsequently take matrix elements of this. In the basis of the many-body eigenstates of the isolated molecule the molecular Liouvillian is

$$L_{ab}^{a'b'} = (E_a - E_b) \delta_{aa'} \delta_{bb'}. \quad (15)$$

Our main objective is to calculate the expectation value of the electron current flowing out of reservoir r into the molecule $I_r(t) = \text{Tr} \hat{I}_r \rho(t)$, where Tr is the trace over the full system and $\hat{I}_r = -\frac{d}{dt} N_r = -i[H_T, N_r]$, with N_r being the number operator for electrons in reservoir r . As is shown in Appendix A, this expectation value can be obtained from a kernel similar to \mathbf{W} and the density operator. In the stationary state $I_r = \text{Tr}_M \{W_{I_r} P\}$, where the current kernel W_{I_r} contains the subset of tunneling processes described by W which contribute to the current through reservoir r . We can now write down the generalized, formally exact, master equations

$$0 = \sum_{a'b'} \left[-iL_{ab}^{a'b'} + \sum_{k=1}^{\infty} (W^{(2k)})_{ab}^{a'b'} \right] P_{a'b'}, \quad (16)$$

$$1 = \sum_a P_{aa}, \quad (17)$$

$$I_r = \sum_a \sum_{a'b'} \sum_k (W_{I_r}^{(2k)})_{aa}^{a'b'} P_{a'b'}. \quad (18)$$

Here we have expanded the kernels in even order terms $2k$ in the tunneling Liouvillian accounting for coherent k -electron tunnel processes (odd orders vanish when tracing over the reservoirs since the tunneling Hamiltonian is linear in reservoir field operators). Equations (16)–(18) compactly formulate the transport problem. The first central result of this paper is the explicit evaluation of the kernels $W^{(2)}$ and $W^{(4)}$ as given in Appendix C [Eq. (C3)] and Appendix D [Eq. (D4)], accounting for coherent single- and two-electron tunneling processes. Their detailed form is not needed here, but an important property of these expressions is that they are finite by construction for any system parameters and applied voltages at nonzero temperature: no divergences occur and no by-hand regularization is required at any stage of the calculation as is the case in the golden-rule T -matrix approach.⁹ Of course, the finite temperature must be chosen sufficiently large compared to the tunneling couplings ($\Gamma \ll T$) to avoid the breakdown of perturbation theory.

For the solution of the kinetic equation it is important to know whether the molecular density matrix is diagonal in certain quantum numbers due to a conservation law. The only such law explicitly enforced here concerns the total charge in reservoirs+molecule: $[H_{\text{tot}}, N_{\text{tot}}] = 0$. As is shown in Appendix B, the matrix elements of $W_{ab}^{a'b'}$ vanish unless the charge differences are equal $N_{a'} - N_{b'} = N_a - N_b$. With the assumption that the density matrix is diagonal with respect to charge at $t=0$, before the coupling to the reservoirs is switched on, it is guaranteed to remain so at all times. In a similar way any conserved quantity of the *total* system en-

codes selection rules in the tunneling matrix elements ensuring that the density matrix remains diagonal in the corresponding molecular quantum number. For example, for the Anderson-Holstein model studied in Sec. III the conservation of total spin projection S_z leads to a density matrix which is diagonal in the spin projection of the molecule s_z .

B. Solution of the kinetic equation

The solution of Eqs. (16)–(18) with perturbatively calculated kernels (up to a finite order) for the *full* molecular density matrix requires some care for models with excited states and tunnel matrix elements without strict selection rules. The present section is therefore devoted to deriving the correct and well-behaved master equations in next-to-leading order perturbation theory. First we rewrite the equations by collecting the elements of the density operator into a vector \mathbf{P} and the elements of the rate superoperators into matrices \mathbf{W} , \mathbf{W}_{I_r} , and \mathbf{L} acting on this vector. Up to fourth order in the perturbation expansion the equations can now be written as

$$\mathbf{0} = (-i\mathbf{L} + \mathbf{W}^{(2)} + \mathbf{W}^{(4)})\mathbf{P}, \quad (19)$$

$$1 = \mathbf{e}^T \mathbf{P}, \quad (20)$$

$$I_r = \mathbf{e}^T (\mathbf{W}_{I_r}^{(2)} + \mathbf{W}_{I_r}^{(4)})\mathbf{P}. \quad (21)$$

The trace in Eqs. (17) and (18) is effected by the multiplication with the auxiliary vector $\mathbf{e}^T = (1, \dots, 1, 0, \dots, 0)$ to sum up all vector elements corresponding to diagonal density-matrix elements. The sum rule on the kernel reads $\mathbf{e}^T \mathbf{W} = \mathbf{0}^T$.

1. Elimination of nondiagonal elements

The crucial assumption for the following discussion is that the spectrum is free from accidental degeneracies in the following sense: all pairs of states $a \neq b$ which have nonzero nondiagonal density-matrix elements P_{ab} are well separated in energy on the scale set by the tunneling rates. Models for molecular transistors with discrete vibrational modes, such as the Anderson-Holstein model, satisfy this condition, provided that the vibrational level spacing is larger than the tunneling coupling, since spin-selection rules generally prohibit coherence between the degenerate spin states, unless broken by, e.g., magnetic anisotropy or spin polarization of the electrodes. One can always eliminate the nondiagonal elements and incorporate their effects in a correction to the rates coupling diagonal elements. To this end we collect diagonal (d) and nondiagonal (n) density-matrix elements into separate vectors \mathbf{P}_d and \mathbf{P}_n , separate Eq. (19) into blocks, and denote $\mathbf{W} = \mathbf{W}^{(2)} + \mathbf{W}^{(4)}$:

$$\begin{bmatrix} \mathbf{0}_d \\ \mathbf{0}_n \end{bmatrix} = \begin{bmatrix} \mathbf{W}_{dd} & \mathbf{W}_{dn} \\ \mathbf{W}_{nd} & \mathbf{W}_{nn} - i\mathbf{L}_{nn} \end{bmatrix} \begin{bmatrix} \mathbf{P}_d \\ \mathbf{P}_n \end{bmatrix}. \quad (22)$$

It is clear from Eq. (15) that \mathbf{L} is only nonzero in the nn block. The sum rule implies

$$\mathbf{e}_d^T \mathbf{W}_{dd} = \mathbf{0}_d^T, \quad (23)$$

$$\mathbf{e}_d^T \mathbf{W}_{dn} = \mathbf{0}_n^T, \quad (24)$$

where the multiplication with the vector $\mathbf{e}_d^T = (1, \dots, 1)$ sums up all d -vector elements. We can now eliminate processes into the nondiagonal sector of the density matrix by solving the equation from the lower block for the nondiagonal part of the density matrix \mathbf{P}_n and inserting this back into the equation in the upper block for the diagonal part. Due to the clear separation of energy scales (nondegenerate spectrum) we can expand in the small quantity $\mathbf{W}_{nn} \mathbf{L}_{nn}^{-1}$. Consistently neglecting terms of order $> H_T^4$ we then obtain an effective equation for \mathbf{P}_d ,

$$\mathbf{W}_d \mathbf{P}_d = 0, \quad (25)$$

$$\mathbf{e}_d^T \mathbf{P}_d = 1, \quad (26)$$

$$\mathbf{W}_d = \mathbf{W}_{dd}^{(2)} + \mathbf{W}_{dd}^{(4)} - i \mathbf{W}_{dn}^{(2)} \mathbf{L}_{nn}^{-1} \mathbf{W}_{nd}^{(2)}. \quad (27)$$

The diagonal elements of the density matrix (vector of probabilities) thus satisfy what looks like a classical rate equation, but with the *effective rates* (27). A completely analogous calculation for the correction to the current from nondiagonal elements gives

$$I_r = \mathbf{e}_d^T (\mathbf{W}_I)_d \mathbf{P}_d, \quad (28)$$

$$(\mathbf{W}_I)_d = (\mathbf{W}_I)_{dd}^{(2)} + (\mathbf{W}_I)_{dd}^{(4)} - i (\mathbf{W}_I)_{dn}^{(2)} \mathbf{L}_{nn}^{-1} \mathbf{W}_{nd}^{(2)}. \quad (29)$$

It can easily be shown that Eqs. (27) and (29) are real, ensuring that the diagonal elements of the density matrix as well as the current are real. Due to Eqs. (23) and (24) the effective rate matrix satisfies the sum rule $\mathbf{e}_d^T \mathbf{W}_d = \mathbf{0}^T$, so that Eq. (25) with Eq. (26) determines the unique stationary solution for the vector of diagonal density-matrix elements (probabilities). Equations (25)–(29) form another central result of this work and we comment on their significance and importance. The advantage of the formulation in terms of effective rates, compared to solving Eqs. (19)–(21) directly, is threefold: (i) the effective rate matrices include the effects of coherences only up to order H_T^4 , just as the other effects of tunneling; (ii) it makes it explicit that the second order coherences effectively give fourth order effects in the rates for the occupations, something which is hidden in Eq. (19); (iii) it shows that the large matrix \mathbf{W}_{nn} , as well as all fourth order matrices which are not diagonal in initial- and final-state indices, needs not be evaluated, significantly simplifying the calculation. The appearance of the correction in the effective rate has an intuitive physical meaning in the time domain: it corresponds to a process starting (\mathbf{W}_{nd}) and ending (\mathbf{W}_{dn}) in a diagonal state, through two tunnel processes. In the intermediate nondiagonal state the free evolution involves rapid coherent oscillations at the Bohr frequencies contained in \mathbf{L}_{nn} [see Eq. (15)]. Due to the latter, these so-called nonsecular terms³⁹ should be neglected in a lowest-order approximation. However, these correction terms from coherences between *nondegenerate states*, although formally containing only second order rates, contribute in fourth order to the occupancies, where they are crucial unless special model properties (conservation laws) make the matrix \mathbf{W}_{dn} vanish

exactly. They scale in the same way as processes described by $\mathbf{W}_{dd}^{(4)}$ when one uniformly reduces the tunneling matrix elements. Finally, we have found by numerical calculations for several model systems that partial cancellations between the nondiagonal correction terms and diagonal fourth order terms are crucial for obtaining a physical result: if these corrections are excluded one obtains SET-like resonances in the Coulomb-blockade regime *below* the inelastic cotunneling threshold. These are artifacts due to incorrect large occupations of the excited states even at zero-bias voltage. Depending on the parameters of the model, negative occupation probabilities may even result, particularly when the tunneling amplitudes (6) and (7) vary strongly from state to state. Accounting for the nondiagonal correction terms no such artifacts occur. Models for SMTs are typical systems where the neglect of these nondiagonal corrections results in dramatic spurious effects in the occupations and current.

Summarizing, in the limit of large level spacing, Eqs. (25)–(29) are the correct expressions for the occupation probabilities and current. The corrections from second order nondiagonal terms contribute only in fourth order in H_T : in a consistent second order calculation they must be omitted whereas in a fourth order calculation they must be kept unless all nondiagonal elements vanish due to selection rules.

2. Calculation of diagonal elements

Having eliminated the nondiagonal elements, the remaining problem is the solution of the kinetic equation for the diagonal elements (25) and (26) only. This requires some care since the effective rates (27) contain both second and fourth order terms, as was discussed in previous works^{37,40} (where corrections from nondiagonal elements were exactly zero due to selection rules). The problem is most easily understood from a simple example. Figure 1(a) shows the result of fourth order perturbation theory for the single-level Anderson model in a magnetic field by solving Eqs. (25)–(29) (due to spin conservation $\mathbf{W}_{dn}^{(2)} = \mathbf{0}$ and nondiagonal elements play no role) and Fig. 1(b) indicates relevant tunneling processes in regions (1), (2), and (3) in (a). In region (2) the excited spin state can be populated by fourth order processes (inelastic cotunneling). Since sequential tunneling out of this state is only possible at larger bias [region (3)], it can only relax by another inelastic *cotunneling* process back into the ground state. This latter process would not be included if one insists on an order-by-order solution, i.e., expand also the occupation vector in powers of H_T , $\mathbf{P} = \delta \mathbf{P}^{(0)} + \delta \mathbf{P}^{(2)}$, solve for $\delta \mathbf{P}^{(0)}$ and $\delta \mathbf{P}^{(2)}$ separately, and discard the term $\mathbf{W}_{dd}^{(4)} \delta \mathbf{P}^{(2)}$ in Eq. (25), which is formally of order 6. Such an approach thus breaks down since the excited state is “pumped” up by inelastic tunneling, but not allowed to relax by fourth order processes, yielding an unphysical solution. $\mathbf{W}_{dd}^{(4)} \delta \mathbf{P}^{(0)}$ provides an inflow into the excited spin state, but no outflow since $\delta \mathbf{P}^{(0)}$ is only finite for the ground state, resulting in an artificially large correction $\delta \mathbf{P}^{(2)}$. Equation (25) on the other hand has well-behaved solutions, in which the occupancy of the excited spin state is determined by the competition of in- and out-going fourth order rates. We emphasize that the problem with the order-by-order solution is not of a numerical nature and occurs even if the equations

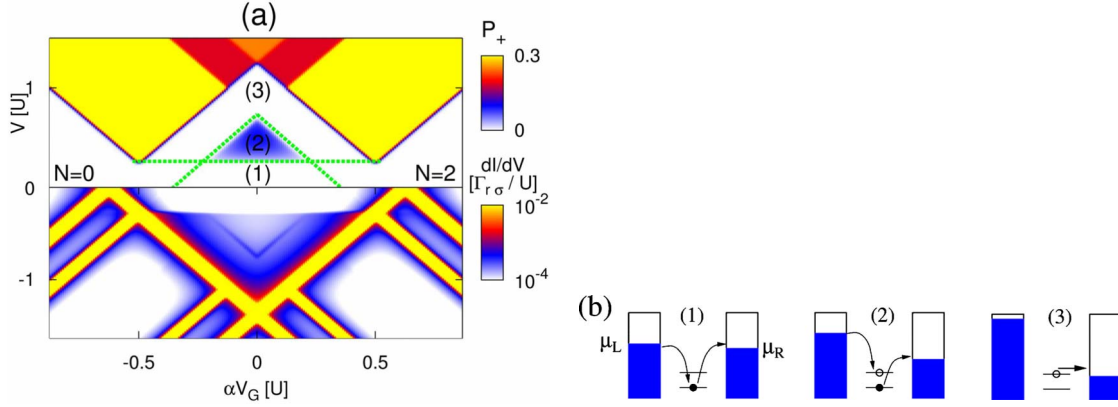


FIG. 1. (Color online) (a) Occupation of excited spin state P_+ (top, positive bias) and differential conductance (bottom, negative bias) for the single-level Anderson model where the spin degeneracy is lifted by an applied magnetic field. Here $\Gamma_{L\sigma} = \Gamma_{R\sigma} = 10^{-2}T = 5 \times 10^{-5}U$, where U is the charging energy and $\epsilon_{\uparrow} - \epsilon_{\downarrow} = 50T$. (b) Energy diagrams in the regions (1), (2), and (3), separated by green dashed lines in (a). In (1) only elastic cotunneling is energetically possible. In (2) also inelastic cotunneling can take place, but the only way for the excited system to return to the ground state is by another inelastic cotunneling process. In (3) the excited state can be emptied also by sequential tunneling processes (COSET).

are solved analytically. It is of a general nature and occurs whenever all lowest-order rates connected to some state are suppressed. Reference 37 suggests dividing the Coulomb diamond into different regions, adapting the solution of the master equations thereafter, e.g., using the order-by-order solution in the SET regime only. However, for a general SMT model such a division is not possible since even in the SET regime some rates may be suppressed by, e.g., Franck-Condon or magnetic blockade effects. Always solving Eq. (25) guarantees a physical solution in the sense that in- and out-going rates of all states are treated on an equal footing and the accuracy of the method is only limited by the order of the perturbation expansion of the kernel W .

III. NONEQUILIBRIUM ANDERSON-HOLSTEIN MODEL

We now turn our focus to the Anderson-Holstein model, choosing the specific form of the molecular Hamiltonian (1)

$$H = \epsilon \sum_{\sigma} d_{\sigma}^{\dagger} d_{\sigma} + \frac{U}{2} \hat{n}(\hat{n} - 1) + \omega \left(b^{\dagger} b + \frac{1}{2} \right). \quad (30)$$

The first two terms describe an electron in a single molecular orbital with electron operators d_{σ}^{\dagger} , d_{σ} for spin σ and $\hat{n} = \sum_{\sigma} d_{\sigma}^{\dagger} d_{\sigma}$ denotes the number of excess electrons on the SMT. The last term describes the quantized vibration of the SMT through the operators b^{\dagger} , b . The eigenstates $|a\rangle$ in Eq. (1) thus have an electronic and a vibrational part $|a\rangle = |e\rangle |m_e\rangle$, where $|e\rangle = |0\rangle, |\uparrow\rangle, |\downarrow\rangle, |\uparrow\downarrow\rangle$ denotes the electronic state with $N=0, 1, 2$ excess electrons on the molecule and $|m_e\rangle$ labels the state of the oscillator.

We have written Eq. (30) in the standard polaron basis where ϵ denotes the experimentally controllable effective energy level and U denotes the effective charging energy, both containing polaron-shift corrections.¹⁰ The dimensionless electron-vibration coupling, denoted by λ , appears in an operator which displaces the vibrational states by $\sqrt{2}\lambda$ along the vibrational coordinate (normalized to the zero-point ampli-

tude) whenever an electron tunnels from the electrodes onto the molecule (see Fig. 2). Thus the addition of an electron to the SMT induces a transition $N \rightarrow N+1$, accompanied by a change of its vibrational state $m' \rightarrow m$. The matrix element for this process is reduced relative to the pure electronic tunneling amplitude by the Franck-Condon overlap of vibrational wave functions in two different charge states of the SMT

$$f_{mm'} = \langle m | e^{-\lambda(b^{\dagger} - b)} | m' \rangle = (-\lambda)^{m-m'} e^{-\frac{\lambda^2}{2}} \sqrt{\frac{m'!}{m!}} L_m^{m-m'}(\lambda^2) \quad (31)$$

for $m \geq m'$ (replace $m \leftrightarrow m'$ for $m < m'$), where $L_j^i(x)$ is the generalized Laguerre polynomial. The dependence of the Franck-Condon factors on m and m' was discussed in detail in Ref. 1. For a tunneling event starting from the vibrational ground state $m'=0$, the Franck-Condon factors have a significant amplitude for $\lambda^2 - \lambda \lesssim m \lesssim \lambda^2 + \lambda$, corresponding to

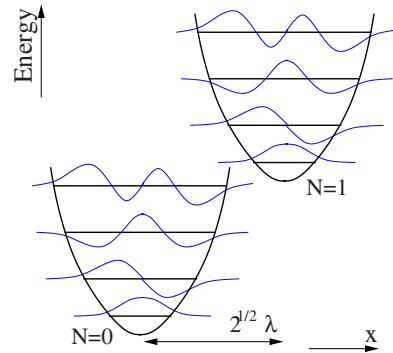


FIG. 2. (Color online) Vibrational potentials in charge states $N=0$ and $N=1$ and lowest corresponding vibrational wave functions. The minimum of the potentials is shifted along the vibrational coordinate x by $\sqrt{2}\lambda$ (in units of the zero-point amplitude of the oscillator).

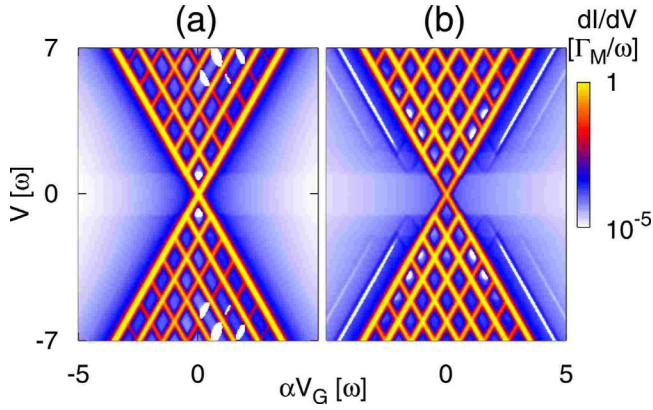


FIG. 3. (Color online) Differential conductance as a function of gate and bias voltages close to the $N=0 \leftrightarrow N=1$ degeneracy point for (a) $\lambda=1$ and (b) $\lambda=2$. In the logarithmic scale the lower end has to be chosen positive, preventing negative values from being correctly displayed [see, e.g., white areas inside the sequential tunneling region in (a) which actually correspond to very weak negative differential conductance (NDC)].

classically allowed transitions. More generally, for moderate to strong coupling there are broad regions in the m, m' plane, bounded by the so-called Franck-Condon parabola, where vibration-assisted transitions have significant amplitude. These finite amplitudes for transitions to a range of vibrational states make the coherence between all pairs of these states important for the fourth order calculation, even though they are nondegenerate (on the scale of the tunneling broadening), i.e., there are many nonzero elements of \mathbf{W}_{dn} and \mathbf{W}_{nd} in Eq. (27).

Here we are interested in transport close to a charge degeneracy point, accounting for the fact that the charging energy together with the confinement-induced level-spacing typically constitute the largest energy scales in SMTs. We therefore restrict the model to electronic states with charge $N=0, 1$, equivalent to taking $U \rightarrow \infty$ in Eq. (30). Without loss of generality we take $\epsilon = -\alpha V_G$, where α is the gate-coupling factor, i.e., we associate $\epsilon=0$ with zero gate voltage. The tunneling matrix elements for an electron tunneling onto the molecule are given by $T_{r\sigma+}^{aa'} = \delta_{s_z, \sigma} \sqrt{\rho t_L} f_{mm'}$, where the eigenstates are labeled by the quantum numbers $a=(s_z, m)$ in the $N=1$ charge state and $a'=(0, m')$ in the $N=0$ charge state, with s_z denoting the spin projection of the molecule. We have everywhere used $\omega = 40T = 10^4 \Gamma_M$, where Γ_M is the maximum sequential tunneling rate, i.e., $\Gamma_M = \Gamma \times \max(|f_{mm'}|^2)$ and $\Gamma = |2\pi\sqrt{\rho t_L}|^2 = |2\pi\sqrt{\rho t_R}|^2$ is the pure electronic tunneling rate for symmetric coupling to the left and right electrodes. We set the width of the conduction band to $D=250\omega$.

A. Intermediate coupling

The differential conductance as a function of gate and bias voltages is shown in Fig. 3 in the case of intermediate electron-vibration coupling, $\lambda=1$ in (a) and $\lambda=2$ in (b). The regimes where SET processes give the main contribution to the current are triangle-shaped regions emanating from the point $V_G=0$, where the energy for electron addition without

changing the vibrational quantum number lies between the electrochemical potentials. Due to the quantized nature of the vibration of the SMT, additional sharp peaks appear in the differential conductance, associated with a change of the vibrational quantum number. Since in the SET regime this is accompanied by a change in the charge, the positions of these peaks depend linearly on the applied gate voltage. At the k th resonance line (counting from $V=0$) a new set of transitions becomes energetically allowed, where the vibrational quantum number changes by k upon (dis)charging.

Outside these two regimes, SET processes are suppressed by Coulomb blockade and one charge state is stable. Here no features are seen in a plot corresponding to Fig. 3 calculated to lowest nonvanishing order (not shown, see, e.g., Refs. 8 and 41). However, since we include all next-to-leading order processes, distinct features appear in this region, which we now discuss. When the bias voltage reaches the vibrational level spacing, inelastic cotunneling processes exciting one vibrational quantum become energetically allowed. Due to the harmonic spectrum, this makes every excited vibrational state for fixed N accessible through a sequence of such tunneling processes: the molecular vibration is driven out of equilibrium. Each inelastic process involves the virtual occupation of an adjacent charge state with an arbitrary vibrational excitation number. The onset of inelastic cotunneling is seen as steps in the differential conductance, whose positions are independent of the gate voltage since the process does not change the charge state of the SMT. The magnitude of the steps however depends on the gate voltage since the occupation of the virtual intermediate state is algebraically suppressed with the energy of this state. Similarly, at $V=k\omega$ inelastic cotunneling processes exciting k vibrational quanta become possible. The corresponding second and third inelastic cotunneling steps are weakly seen for $\lambda=2$, while, for the tunneling coupling considered here, the suppression of the corresponding Franck-Condon factors renders them invisible for $\lambda=1$.

A striking difference between Figs. 3(a) and 3(b) is the appearance of gate-dependent lines inside the Coulomb-blockade region in (b). The gate dependence indicates that these lines are due to processes changing the charge state of the SMT, but they cannot be due to SET processes starting out from the vibrational ground state, since these are exponentially suppressed by Boltzmann factors (energy conservation). They originate instead from SET processes starting out from an excited vibrational state, which has previously been occupied by inelastic cotunneling processes. This sequence of leading and next-to-leading order tunneling processes is called COSET (Refs. 9, 25, 26, 28, and 42), in the context of inelastic electron tunneling spectroscopy (IETS) often referred to as phonon absorption peaks (see Ref. 43 and references therein). For even larger electron-vibration coupling these features become more pronounced as discussed in Sec. III B.

B. Crossover to strong coupling

The results of the calculations for larger electron-vibration coupling are shown in Fig. 4, where $\lambda=3$ in (a) and $\lambda=4$ in

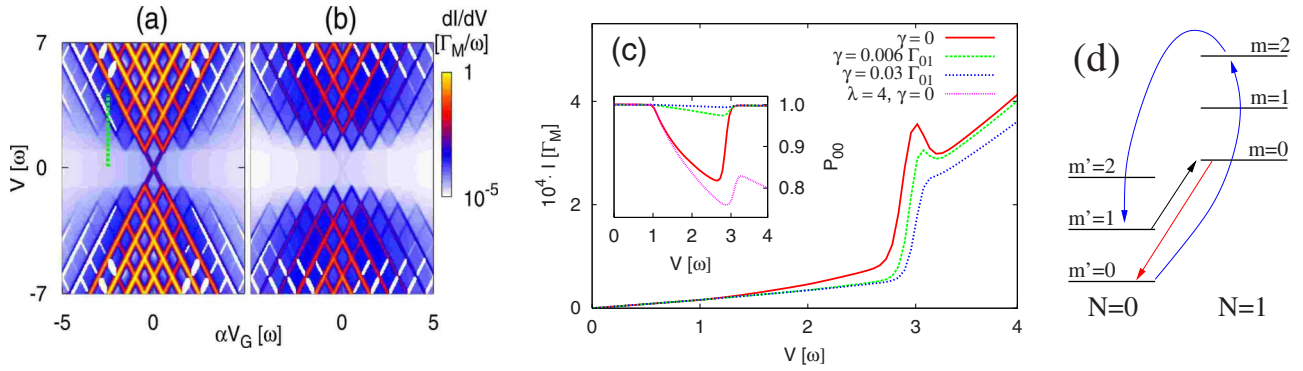


FIG. 4. (Color online) (a) and (b) Differential conductance as a function of gate and bias voltages for strong electron-vibration coupling, $\lambda=3$ in (a) and $\lambda=4$ in (b). For some values of the applied voltages the COSET processes result in closely spaced positive and negative differential conductance peaks, corresponding to peaks in the current. (c) Current as a function of bias voltage for $\lambda=3$ along the dashed green line in (a), where the COSET processes give rise to a step + peak feature. As the vibrational relaxation rate γ is increased relative to $\Gamma_{01}=\Gamma|f_{01}|^2$, the peak vanishes while the step remains. Inset: occupation of the vibrational ground state of the $N=0$ charge state, including also the result for $\lambda=4$ without relaxation. (d) Sketch of lowest vibrational states in the $N=0, 1$ charge states. An example of a COSET process contributing to the step + peak in (c) consists of an inelastic cotunneling process (blue arrows) followed by a sequential tunneling process (black arrow) into the vibrational ground state of the unstable charge state ($N=1$). This may in turn sequentially relax (red arrow) to the vibrational ground state of the stable charge state ($N=0$).

(b). The most obvious consequence of a large electron-vibration coupling is the suppression of the low bias conductance. This Franck-Condon blockade stems from exponentially vanishing overlap integrals (Franck-Condon factors) between low-lying vibrational states^{8,44,45} which is seen in Fig. 4 as a suppression of the degeneracy point peak (the differential conductance peak at $V=V_G=0$). In the case of an equilibrium vibrational distribution and lowest-order transport calculation, the current would increase exponentially with increasing bias voltage until the blockade is lifted at around $V/2=(\lambda^2-\lambda)\omega=m$, corresponding to the first large Franck-Condon factor f_{m0} . However, when the vibrational distribution is pushed out of equilibrium by sequential tunneling processes, this significantly enhances the current compared to the case of equilibrium vibrations. Additionally, when next-to-leading order transport processes are taken into account, which was done using the golden-rule T -matrix approach in Ref. 9 to study the strong-coupling regime ($\lambda=4$ and $\lambda=5$), elastic and inelastic cotunneling processes change the exponential suppression into an algebraic one. Cotunneling processes take place through high-lying virtual intermediate vibrational states ($m \sim \lambda^2$) which have a large overlap with the vibrational ground state, and the suppression of these processes is only algebraic with respect to the energy of the virtual state and therefore with respect to λ .

The lowest inelastic cotunneling step is clearly seen for both $\lambda=3$ and $\lambda=4$. Additionally we find an anomalous signature of COSET processes. For low bias voltage, just above the inelastic cotunneling threshold, these processes give rise to positive differential conductance (PDC) features, i.e., current steps, showing up as blue lines in Fig. 4. However, at larger bias voltages for $\lambda=3$ we observe pairs of white and blue lines, corresponding to closely spaced lines of positive (PDC) and negative differential conductance (see note on log scale in caption of Fig. 3). The nature of these line pairs is more clearly seen in the current as a function of bias voltage [see red solid curve in Fig. 4(c)]. COSET gives rise to a step

in the current and, surprisingly, superimposed on it a peak. Such a peak has not been reported previously to our knowledge and represents the central result of this section. We point out that all signatures in the current depend on a complicated interplay of a multitude of transport processes, also involving coherent superpositions of vibrational states. Basically, the peak arises due to a competition between leading and next-to-leading order transport processes and is closely related to the nonequilibrium vibrational distribution. This becomes clear from the inset of Fig. 4(c) where we show the occupation of the vibrational ground state of the $N=0$ charge state for bias voltages around the peak. Although many vibrational excitations are involved, the sketch in Fig. 4(d) gives an indication of the types of relevant tunneling processes. As the bias voltage exceeds the vibrational level spacing, inelastic cotunneling [blue arrows in Fig. 4(d)] starts to deplete the ground state in favor of higher lying vibrational states in the $N=0$ charge state [the first-excited vibrational state acquires almost all of the probability lost in the inset of (c)]. Cotunneling processes starting from the excited states now give a significant contribution to the current which slowly increases with voltage. As one approaches the threshold for COSET from below, the current sharply increases as relaxation of these excited states into the $N=1$ states by sequential tunneling (black arrow) becomes energetically allowed with large SET rates. If the FC blockade is not fully developed, a sequential tunneling process starting from $N=1$ into the $N=0$ ground state may now follow with a larger rate than the inelastic cotunneling rate depleting the ground state, *enhancing* its occupation. As the voltage moves through the COSET resonance this feedback increasingly suppresses the contributions from cotunneling processes starting from excited states, thereby suppressing the current. As a result a thermally broadened peak occurs on top of the current step in Fig. 4(c). More generally, such peaks appear when cotunneling processes start to become significant (λ not too small) and compete with sequential tunneling pro-

cesses not fully suppressed by Franck-Condon blockade (λ not too large).

The effects of relaxation of the vibrational distribution due to a coupling to a dissipative environment, i.e., to substrate phonon modes, now have an interesting effect: as it is increased, at first it only suppresses the peak by disrupting the above competition. To illustrate this we have included a relaxation rate on a phenomenological level through an additional rate matrix $\mathbf{W}_{\text{relax}}$. This matrix is calculated in the same way as the tunneling rate matrix \mathbf{W} by performing an analogous perturbation expansion in the coupling to the dissipative bath γ with the difference that the bath operators are Bosonic rather than Fermionic. However, we here restrict ourselves to the limit of weak coupling to the bath $\gamma \ll \Gamma$, in which case we can stop this expansion at lowest nonvanishing order, analogous to Ref. 1, and incorporate the result in the fourth order electronic rate matrix $\mathbf{W}_{dd}^{(4)}$. We emphasize that such a simplified treatment becomes invalid as $\gamma \sim \Gamma$ since this requires treating coupling to the electron and phonon reservoirs on an equal footing. The results for finite γ are shown in the green dashed and blue dotted curves in Fig. 4(c). The step only vanishes when $\gamma > \Gamma_{01} = \Gamma |f_{01}|^2$ (not shown), causing the first excited vibrational state to always relax before being emptied by sequential tunneling. The peak on the other hand depends on allowing several cotunneling processes to take place between relaxation events and is thus much more sensitive to the coupling to the bath, thereby providing an accurate experimental probe of the strength of the dissipative coupling. Additionally, since it only occurs within a range of $\lambda \sim 2-3$ it also reveals information concerning the strength of the electron-vibration coupling.

For $\lambda=4$, we find qualitatively similar results as presented in Ref. 9. The degeneracy point is almost completely invisible due to the strong Franck-Condon blockade and the COSET processes do not give rise to peaks, but rather to PDC lines at low bias. The NDC lines seen at higher bias running perpendicular to the Coulomb diamond edges occur already in a lowest-order calculation within the sequential tunneling region.⁸ These NDC lines are seen to continue into the Coulomb-blockade region in our next-to-leading order calculation and are of a different origin. The absence of peaks at low bias is due to the fully developed Franck-Condon blockade, suppressing SET between vibrational ground states, thereby breaking the feedback mechanism which generates the peaks. The pink fine dotted line in the inset of Fig. 4(c) shows the ground-state occupation for $\lambda=4$, $\gamma=0$. It is clearly seen that, in contrast to the $\lambda=3$ case, the ground state does not become fully occupied above the threshold for COSET.

IV. CONCLUSIONS AND OUTLOOK

In this paper we have presented explicit kinetic equations for quantum transport, valid for a generic class of molecular quantum-dot type systems, accounting for all contributions up to fourth order perturbation theory in the tunneling Hamiltonian and the complete nonequilibrium molecular density matrix. Due to the broadening of the states, which is treated correctly in the perturbation expansion, all terms are

automatically well defined for any set of system parameters. The effective fourth order transition rates, coupling diagonal elements of the molecular density matrix, include corrections from nondiagonal elements between *nondegenerate states*. In contrast to lowest-order perturbation theory these corrections are essential for a physically correct solution. Applying the theory to the specific model of a molecular transistor coupled to a localized vibrational mode, we have shown that the signatures of cotunneling-assisted sequential tunneling become more pronounced as the strength of the electron-vibration coupling is increased. In the crossover to strong electron-vibration couplings, the cotunneling-assisted SET processes were shown to give rise to *current peaks* in the Coulomb-blockade regime, which signal a nonequilibrium vibrational state of the molecule. Their occurrence thus provides an indication of strength of the electron-vibration interaction. Since these peaks depend sensitively on an additional coupling to a dissipative bath, they also provide a way to experimentally estimate this coupling strength γ and thereby the important Q factor ($Q = \omega / \gamma$).

ACKNOWLEDGMENTS

We acknowledge C. Emary for careful reading of the manuscript, the many stimulating discussions with H. Schoeller, J. König, M. Hettler, J. Aghassi, F. Reckermann, K. Flensberg, and J. Koch, and the financial support from DFG under Contract No. SPP-1243, the NanoSci-ERA, the Helmholtz Foundation, and the FZ-Jülich (IFMIT).

APPENDIX A: DERIVATION OF THE KINETIC EQUATION

Our goal here is to derive the propagation of the reduced density matrix in Laplace space (11) starting from Eq. (10). In the process we derive all diagrammatic rules. A number of techniques exists for calculating the trace over the reservoirs explicitly, such as projection operator techniques⁴⁶ or path-integral methods.⁴⁷ Although being formally equivalent to a diagrammatic expansion on a Keldysh double contour (see e.g., Ref. 33) the diagram technique derived below has a number of advantages: (i) it is completely formulated and derived in Laplace space, (ii) a minimal number of diagrams represents all contributions in a given perturbation order, Keldysh and electron/hole indices being summed over, and (iii) diagrams represent superoperators with diagram rules formally very similar to those for operators. This means we can postpone taking matrix elements, where the peculiarities of the Keldysh indices explicitly enter, to the end. Expanding the denominator in Eq. (10) we have

$$P(z) = i \text{Tr}_R \left\{ \frac{1}{z - L_R - L} + \frac{1}{z - L_R - L} L_T \frac{1}{z - L_R - L} L_T \frac{1}{z - L_R - L} + \dots \right\} P(0) \rho_R, \quad (\text{A1})$$

where $(z - L_R - L)^{-1}$ is the free propagator and only even powers in L_T give a nonvanishing contribution when performing the trace. The crucial step in developing a compact

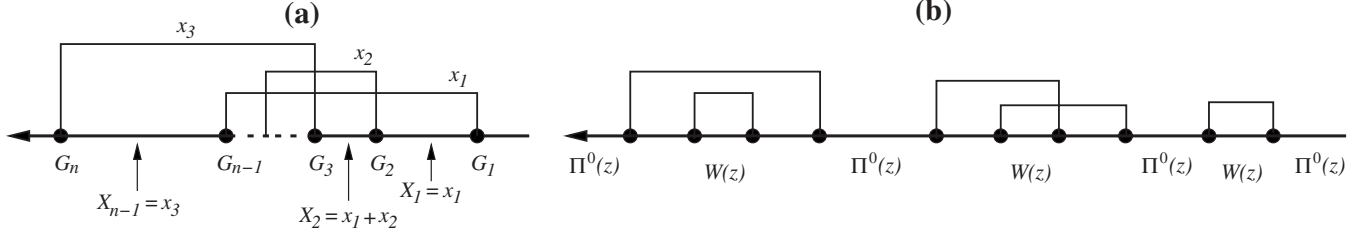


FIG. 5. Diagrammatic representation of superoperator expressions. Processes evolve from right to left, i.e., the diagrams have the same ordering as the expressions. (a) An example of an (irreducible) term in the expansion (A6). (b) Separation into irreducible parts [self-energy or kernel, $W(z)$] and free evolution $\Pi^0(z)$. The rightmost diagram is the only one contributing to the leading-order self-energy $W^{(2)}$, while the two other diagrams are the only ones in next-to-leading order, contributing to $W^{(4)}$.

formalism is to ensure from the outset that Wick's theorem can be applied to *superoperators* in the same way as for *operators*. This is achieved by the definition of dot (G) and reservoir (J) superoperators by their action on an arbitrary operator A :

$$G_{r\sigma\eta}^p A = p^{N_G} \sum_N \sum_{a_{1p} \in N}^{a_{2p} \in (N+p\eta)} T_{r\sigma(p\eta)}^{a_{2p} a_{1p}} \begin{cases} |a_{2+}\rangle \langle a_{1+}| A, & p = + \\ -A |a_{1-}\rangle \langle a_{2-}|, & p = - \end{cases} \quad (\text{A2})$$

$$J_{r\sigma\eta\omega}^p A = \begin{cases} c_{r\sigma\eta\omega} A, & p = + \\ A c_{r\sigma\eta\omega}, & p = - , \end{cases} \quad (\text{A3})$$

where we have assumed the tunneling matrix elements to be real valued. Here $p = \pm$ is a Keldysh index, distinguishing between the forward ($p = +$) and backward ($p = -$) time evolutions on a standard Keldysh double contour diagram. The index $\eta = \pm$ indicates an annihilation or a creation reservoir field operator. The product $p\eta = \pm$ has a physical meaning: when acting with $G_{r\sigma\eta}^p$ on a density operator, an electron or a hole is added to the dot from electrode r by projection between dot states with different charge and spin. The amplitude involves the tunneling matrix element and a Keldysh sign p . An additional Keldysh sign p^{N_G} appears in the amplitude. Importantly it can be assigned in any superoperator expression (i.e., without taking matrix elements) by simply counting the number N_G of G s standing to the left (i.e., at later times). The explicit matrix elements of G [cf. Eq. (14)] required below are

$$(G_{r\sigma\eta}^p)_{a_{2+} a_{1-}}^{a_{1+} a_{2-}} = p^{1+N_{a_{2+}} - N_{a_{2-}}} T_{r\sigma(p\eta)}^{a_{2+} a_{1-}} \delta_{a_{2\bar{p}} a_{1\bar{p}}}, \quad (\text{A4})$$

where $\bar{p} = -p$. Here the Keldysh sign is written as the parity of the charge difference between the final state of the G , i.e., $(-1)^{N_{a_{2+}} - N_{a_{2-}}} = (-1)^{N_G}$ [to see this, use that acting with L_T ($\sim G$) changes the charge difference between the forward and backward contours of a Keldysh diagram by ± 1 , and that each diagram must start and end in a state which is diagonal in charge due to charge conservation of the total system). With these definitions it can be verified that the interaction L_T can be written as

$$L_T = \sum_{p r \sigma \eta} \int d\omega p^{N_G} G_{r\sigma\eta}^p J_{r\sigma\eta\omega}^p \rightarrow p_i^{N_{G_i}} G_i^{p_i} J_i^{p_i}, \quad (\text{A5})$$

where in the second form we have defined the short-hand indices $i = r_i \sigma_i \eta_i \omega_i$ and implicitly sum over $p_i, r_i, \sigma_i,$ and η_i and integrate over ω_i . The reservoir superoperators satisfy $L_R J_i^{p_i} = J_i^{p_i} (L_R - x_i)$, where $x_i = \eta_i \omega_i$. In each term in the expansion

$$\begin{aligned} & \text{Tr}_R \frac{1}{z - L_R - L} L_T \frac{1}{z - L_R - L} L_T \dots L_T \frac{1}{z - L_R - L} L_T \frac{1}{z - L_R - L} P(0) \rho_R \\ &= p_n^{N_{G_n}} \dots p_1^{N_{G_1}} (\text{Tr}_R J_n^{p_n} \dots J_1^{p_1} \rho_R) \frac{1}{z + X_n - L} G_n^{p_n} \frac{1}{z + X_{n-1} - L} G_{n-1}^{p_{n-1}} \\ & \dots G_2^{p_2} \frac{1}{z + X_1 - L} G_1^{p_1} \frac{1}{z - L} P(0), \end{aligned} \quad (\text{A6})$$

we can then pull all J s through to the left when adding $X_i = x_1 + x_2 + \dots + x_i$ to L_R in the free propagators. Using $L_R \rho_R = 0$, ρ_R can be pulled through as well. Since the reservoirs are assumed to be noninteracting we can now apply Wick's theorem to evaluate the trace over the superoperators J . In doing so one generates a Keldysh sign which exactly cancels $p_n^{N_{G_n}} \dots p_1^{N_{G_1}}$. This motivates including the canceling sign in the dot (A2) and tunneling Liouvillian (A5) superoperators to keep the final diagram rules simple. We contract pairs of reservoir superoperators, each contraction giving a factor

$$\begin{aligned} \gamma_{ji} &\equiv p_i \langle J_j^{p_j} J_i^{p_i} \rangle_R \\ &= p_i \delta_{r_j r_i} \delta_{\sigma_j \sigma_i} \delta_{-\eta_j \eta_i} \delta(\omega_j - \omega_i) f[p_i(x_i - \eta_i \mu_{r_i}) / T_{r_i}], \end{aligned} \quad (\text{A7})$$

where $f(x) = (e^x + 1)^{-1}$ is the Fermi function and T_{r_i} is the temperature of reservoir r_i (from hereon we assume equal temperatures of all reservoirs $T_{r_i} \equiv T$). The Wick's sign follows in the usual way as the sign of the permutation which disentangles the contractions. All the Keldysh signs arise because the regular Wick's theorem can only be applied after all operators have been put on the same forward Keldysh contour (i.e., use cyclic invariance of the trace) (see Ref. 35 for details). Each *superoperator* in the expansion (A6) can thus be represented diagrammatically as usual by a directed free propagator line, $(z + X_i - L)^{-1}$, interrupted by vertices $G_i^{p_i}$ which are contracted in pairs. A contraction of superoperators $G_j^{p_j}$ and $G_i^{p_i}$ with $j > i$ is represented by an undirected line [see in Fig. 5(a)]. Since $\eta_j = -\eta_i, \omega_j = \omega_i, \sigma_j = \sigma_i,$ and $r_j = r_i$ are enforced by the contraction, it can be unambiguously

labeled by the indices of x_i , σ_i , η_i , and r_i of the earliest vertex $G_i^{p_i}$. The sum in X_i collects only those x indices of lines passing over the free propagator segment i (contraction lines of one vertex to the left and one to the right), the other ones cancel. We now collect into $W(z)$ all *irreducible* diagrams, i.e., those where any vertical cut will hit at least one contraction line and let $\Pi^0(z) = i(z-L)^{-1}$ be the contributions from free evolution of the molecule [see Fig. 5(b)]. The molecular density matrix in Laplace space is now given by

$$P(z) = \frac{i}{z-L} \sum_{n=0}^{\infty} \left(W(z) \frac{i}{z-L} \right)^n P(0) = \frac{i}{z-L-iW(z)} P(0), \quad (\text{A8})$$

where in the last step we have arrived at Eq. (11). The expectation value of the current operator \hat{I}_r is calculated analogously

$$\begin{aligned} \langle \hat{I}_r \rangle(z) &= \text{Tr} \hat{I}_r \rho(z) = \text{Tr} L_{I_r} \frac{i}{z-L_R-L-L_T} P(0) \rho_R \\ &= \text{Tr}_M W_{I_r}(z) P(z). \end{aligned} \quad (\text{A9})$$

In contrast to Eq. (10) we trace over the full system, molecule + reservoirs ($\text{Tr} = \text{Tr}_R \text{Tr}_M$). Under the trace the action of the current operator \hat{I}_r on an arbitrary operator A has been expressed using the superoperator $L_{I_r} A = \frac{1}{2} \{ \hat{I}_r, A \}$ (anticommutator) which takes the same form as L_T ,

$$L_{I_r} \rightarrow (G_{I_r})_{i_i}^{p_i} J_i^{p_i}. \quad (\text{A10})$$

Going through similar steps as above, we introduce a kernel $W_{I_r}(z)$ which differs from $W(z)$ only by having the last G vertex replaced by a current vertex G_{I_r} with matrix elements

$$[(G_{I_r})_{r_i \sigma_i \eta_i}^{p_i}]_{a_{2+} a_{2-}}^{a_{1+} a_{1-}} = \delta_{(\eta_i p_i)+} \delta_{r_i} (G_{r_i \sigma_i \eta_i}^{p_i})_{a_{2+} a_{2-}}^{a_{1+} a_{1-}}. \quad (\text{A11})$$

APPENDIX B: DIAGRAMMATIC RULES AND PROPERTIES OF THE KERNEL

The expression (A8) is still formally exact but requires summing up *all* irreducible diagrams to obtain the kernel, which in general is not possible. We can write $W(z) = \sum_{k=1}^{\infty} W^{(2k)}(z)$, where $W^{(2k)}(z)$ includes all terms with $2k$ tunneling vertices, giving a perturbative expansion in the tunneling Liouvillian L_T , i.e., $W^{(2k)} \sim L_T^{2k}$. We now summarize the diagrammatic rules obtained in Appendix A for calculating the zero-frequency $z=i0$ contribution to the kernel

$$\begin{aligned} W^{(2k)}(i0) &= -i \sum_{\text{contr}} \left(\prod \gamma \right) (-1)^{N_p} G_{2k}^{p_{2k}} \frac{1}{i0 + X_{2k-1} - L} G_{2k-1}^{p_{2k-1}} \\ &\quad \cdots G_2^{p_2} \frac{1}{i0 + X_1 - L} G_1^{p_1}. \end{aligned} \quad (\text{B1})$$

Here one implicitly sums over all occurring Keldysh indices $p_i = \pm$ as well as r_i , σ_i , η_i , and integrates over all occurring energies x_i .

(1) ($\Pi\gamma$): Draw $2k$ vertices $G_i^{p_i}$, $i=2k, \dots, 1$ on a line. Connect pairs $G_i^{p_i}$, $G_j^{p_j}$ with $j > i$ by a line denoting a Wick's

contraction. Equate the indices of $G_j^{p_j}$ to $r_i \sigma_i$ and $-\eta_i$ and multiply by

$$\gamma = p_i f[p_i(x_i - \eta_i \mu_{r_i})/T].$$

A vertex is contracted only to one other vertex and the contractions must be irreducible, i.e., any vertical line through the diagram will cut at least one contraction line.

(2) $(-1)^{N_p}$: Determine the Wick's contraction sign by counting the number of crossings of tunneling lines in the diagram. The parity of this number equals the parity of N_p , the number of permutations required to disentangle the contractions.

(3) Assign a propagator $(i0 + X_i - L)^{-1}$ to segment i between vertex operators $G_{i+1}^{p_{i+1}}$ and $G_i^{p_i}$. Here $X_i = \sum_{l=\text{conn} x_l}$ is the sum of the energies of contractions *passing through* this segment, i.e., the energies x_l from all vertices $i > l$ on the right contracted with some vertex to the left of the segment.

(4) \sum_{contr} : Perform (1)–(3) for every possible irreducible Wick's contractions of the $2k$ vertices and sum them up.

The current kernel W_{I_r} is obtained by the same rules with the exception that the last vertex is replaced by the current vertex $G_{I_r}^{p_{2k}} \rightarrow (G_{I_r})_{2k}^{p_{2k}}$. Due to the additional δ functions in the G_{I_r} vertex (A11), we need only include terms where an electron is added to the molecule from reservoir r in the final vertex ($\eta p = +$). Additionally, due to the trace in Eq. (A9) we only need matrix elements which are diagonal in final states.

One can check that these rules exactly reformulate the rules for the diagrammatic expansion of the kernels W and W_{I_r} formulated previously,³³ but in a compact manner well suited for constructing the general transport rates considered here. Figure 5(b) shows the *single* diagram for the leading order $W^{(2)}$ and the *two* diagrams making up the next-to-leading order kernel $W^{(4)}$. Since a Liouville diagram of order $2k$ has $2k$ Keldysh indices p , as well as k electron or hole indices η , these diagrams account for $2_p^2 \times 2_\eta = 8$ ($2 \times 2_p^4 \times 2_\eta^2 = 128$) different Keldysh diagrams in leading (next-to-leading) order. The Keldysh representation is still useful in visualizing the character of the involved tunneling processes but needs not be considered here.

The general property of the kernel $[W(z)]_{a_{2+} a_{2-}}^{a_{1+} a_{1-}} = [W(-z^*)]_{a_{2-} a_{2+}}^{a_{1-} a_{1+}}$ guarantees a Hermitian stationary-state density matrix. In the stationary limit ($z \rightarrow i0$), we have

$$\text{Re}[W(i0)]_{a_{2+} a_{2-}}^{a_{1+} a_{1-}} = \text{Re}[W(i0)]_{a_{2-} a_{2+}}^{a_{1-} a_{1+}}, \quad (\text{B2})$$

$$\text{Im}[W(i0)]_{a_{2+} a_{2-}}^{a_{1+} a_{1-}} = -\text{Im}[W(i0)]_{a_{2-} a_{2+}}^{a_{1-} a_{1+}}. \quad (\text{B3})$$

This has the important implication that elements of the kernel which are diagonal in the double indices $a_{1+} = a_{1-}$ and $a_{2+} = a_{2-}$ are real-valued since they contain pairs of diagrams represented by complex-conjugate expressions (obtained by inverting all p and η indices on a diagram). The same holds for $W_{I_r}(i0)$.

Additionally, the charge difference between forward and backward Keldysh contours is conserved by each diagram. To see this, consider the action of a vertex operator $G_{r_i \sigma_i \eta_i}^{p_i}$ which changes the charge number on contour p_i by $p_i \eta_i$.

Since in Eq. (B1) this is contracted with $G_{r_j\sigma_i-\eta_i}^{p_j}$, this change in charge is either canceled ($p_j=p_i$) or equals that on the opposite contour ($p_j=-p_i$). The same holds for all pairs of contractions.

APPENDIX C: SECOND ORDER

In second order, there is only one Liouville diagram [see Fig. 5(b)]. The diagrammatic rules give (we omit the argument $i0$)

$$(W^{(2)})_{a_2}^{a_0} = -i \sum_{p_2 p_1} \sum_{r_1 \sigma_1 \eta_1} \sum_{a_{1\pm}} (G_{\bar{\eta}_1 r_1 \sigma_1}^{p_2})_{a_2}^{a_1} (G_{\eta_1 r_1 \sigma_1}^{p_1})_{a_1}^{a_0} \int dx_1 \frac{p_1 f[p_1(x_1 - \eta_1 \mu_{r_1})/T]}{i0 + x_1 - E_{a_1}}, \quad (C2)$$

$$= -i \sum_{p_2 p_1} \sum_{r_1 \eta_1} \sum_{a_{1\pm}} p_2 p_1 \left[\sum_{\sigma_1} T_{r_1 \sigma_1 (\bar{\eta}_1 p_2)}^{a_2 p_2 a_1 p_2} T_{r_1 \sigma_1 (\eta_1 p_1)}^{a_1 p_1 a_0 p_1} \right] \delta_{a_2 \bar{p}_2 a_1 \bar{p}_2} \delta_{a_1 \bar{p}_1 a_0 \bar{p}_1} \{-p_1 \phi[(E_{a_1} - \eta_1 \mu_{r_1})/T] - i\pi f[p_1(E_{a_1} - \eta_1 \mu_{r_1})/T]\}, \quad (C3)$$

where $\bar{\eta}_1 = -\eta_1$ and $\bar{p}_1 = -p_1$. The overall sign $p_1 p_2$ arises from several contributions. There is no Wick's sign since there is only one contraction (rule 2). The contraction function gives a sign p_1 . Finally, the matrix elements of the vertices involve a sign $p_2 p_1$ and additionally a sign p_1 since $G_{\bar{p}_1}^{p_1}$ has an odd number of G s standing to its left.

For the integration we assume a flat density of states with a large bandwidth $D \gg T$, $E_{a_1} - \mu_r$, $\mu_r - \mu_{r'}$, i.e., all energies E_{a_1} lie deep within this band, including all μ_r , meaning that we can neglect terms proportional to $\int_{D-\nu}^D dx \frac{1}{x} \approx V/D \ll 1$. Using $\frac{1}{x+i0} = P \frac{1}{x} - i\pi \delta(x)$, where P denotes the principal value, we split up the integral into real and imaginary parts. The imaginary part involves the Fermi function and is the only contribution to elements of W diagonal in initial and final indices, which are just the well-known golden rule rates. The real part is only relevant for elements of W which are off diagonal in initial or final indices and involves the function (x rescaled by T)

$$\phi(\lambda) = -\text{Re} \int_{-\frac{D}{T}}^{\frac{D}{T}} dx \frac{f(x)}{i0 + x - \lambda} = -\text{Re} \psi\left(\frac{1}{2} + i \frac{\lambda}{2\pi}\right) + \ln \frac{D}{2\pi T}, \quad (C4)$$

where $\lambda = (E_{a_1} - \eta_1 \mu_{r_1})/T$ and ψ is the digamma function. To arrive at this form we have used $f(px) = (1-p)/2 + pf(x)$ and neglected the integral $\text{Re} \int_{-D/T}^{D/T} dx \frac{(1-p)/2}{i0+x-\lambda} \propto \lambda T/D$. Clearly, $\phi(\lambda)$ is symmetric for real-valued arguments and we may write $\phi[(E_{a_1} - \eta_1 \mu_{r_1})/T] = \phi[(\eta_1 E_{a_1} - \mu_{r_1})/T]$, i.e., only the distance of the addition energy to the Fermi energy is relevant,

$$W^{(2)} = -i \gamma_{21} G_2^{p_2} \frac{1}{i0 + x_1 - L} G_1^{p_1}. \quad (C1)$$

The explicit evaluation of the matrix elements of this expression is discussed in some detail now, so that it can be skipped in the fourth order calculation where the expressions are less transparent, obscuring the basic simple operations. We introduce a shorthand notation for states on the forward or backward propagators $a_i \equiv a_{i+} a_{i-}$ and their energy difference $E_{a_i} \equiv E_{a_{i+}} - E_{a_{i-}}$. Taking matrix elements and explicitly writing out summations and integrations, we obtain

irrespective of whether it is an electron or hole process ($p_1 \eta_1 = \pm$). The curve has a peak $\phi(0) = \gamma_E + 2 \ln 2 + \ln \frac{D}{2\pi T} = 1.96351 + \ln \frac{D}{2\pi T}$, where γ_E is the Euler's constant, and logarithmic tails $\phi(\lambda) \approx \ln \frac{D}{\lambda T}$ for $\lambda \gg 1$.

APPENDIX D: FOURTH ORDER

In fourth order we have two irreducible contractions of the four vertices. We refer to the first diagram [leftmost in Fig. 5(b)] as direct (D) type and the second one [middle in Fig. 5(b)], which gets an additional sign from the Wick's contraction, as exchange (X) type. Applying the diagrammatic rules we obtain

$$W^{(4)}(i0) = -i \gamma_{32} \gamma_{41} G_4^{p_4} \frac{1}{i0 + x_1 - L} \times G_3^{p_3} \frac{1}{i0 + x_1 + x_2 - L} G_2^{p_2} \frac{1}{i0 + x_1 - L} G_1^{p_1}(D) \quad (D1)$$

$$+ i \gamma_{42} \gamma_{31} G_4^{p_4} \frac{1}{i0 + x_2 - L} G_3^{p_3} \frac{1}{i0 + x_1 + x_2 - L} \times G_2^{p_2} \frac{1}{i0 + x_1 - L} G_1^{p_1} \cdot (X) \quad (D2)$$

Taking matrix elements, expanding all indices, and explicitly writing out all summations and integrations this becomes

$$\begin{aligned}
[W^{(4)}]_{a_4}^{a_0} = & -i \sum_{p_4 p_3 p_2 p_1} \sum_{r_2 r_1} \sum_{\sigma_2 \sigma_1} \sum_{\eta_2 \eta_1} \sum_{a_3 \pm a_2 \pm a_1 \pm} \left\{ (G_{\bar{\eta}_1 r_1 \sigma_1}^{p_4})_{a_4}^{a_3} (G_{\bar{\eta}_2 r_2 \sigma_2}^{p_3})_{a_3}^{a_2} (G_{\eta_2 r_2 \sigma_2}^{p_2})_{a_2}^{a_1} (G_{\eta_1 r_1 \sigma_1}^{p_1})_{a_1}^{a_0} \right. \\
& \times \int \int dx_1 dx_2 \frac{p_2 p_1 f[p_2(x_2 - \eta_2 \mu_{r_2})/T] f[p_1(x_1 - \eta_1 \mu_{r_1})/T]}{(i0 + x_1 - E_{a_3})(i0 + x_1 + x_2 - E_{a_2})(i0 + x_1 - E_{a_1})} \\
& \left. - (G_{\bar{\eta}_2 r_2 \sigma_2}^{p_4})_{a_4}^{a_3} (G_{\bar{\eta}_1 r_1 \sigma_1}^{p_3})_{a_3}^{a_2} (G_{\eta_2 r_2 \sigma_2}^{p_2})_{a_2}^{a_1} (G_{\eta_1 r_1 \sigma_1}^{p_1})_{a_1}^{a_0} \int \int dx_1 dx_2 \frac{p_2 p_1 f[p_2(x_2 - \eta_2 \mu_{r_2})/T] f[p_1(x_1 - \eta_1 \mu_{r_1})/T]}{(i0 + x_2 - E_{a_3})(i0 + x_1 + x_2 - E_{a_2})(i0 + x_1 - E_{a_1})} \right\}. \quad (D3)
\end{aligned}$$

Note that the two expressions differ only by the lower indices of vertex 3 and 4 and by the electron frequency x_1, x_2 in the propagator connecting these vertices.

For a nondegenerate spectrum, as discussed in the main

text, we need only the expressions for $W^{(4)}$ with $a_{4+}=a_{4-}$ and $a_{0+}=a_{0-}$, which are guaranteed to be real valued. We first give the final explicit result before discussing how to arrive there

$$\begin{aligned}
\text{Re}[W^{(4)}]_{a_{4+} a_{4-}}^{a_{0+} a_{0-}} = & \frac{1}{T} \sum_{p_4 p_3 p_2 p_1} \sum_{r_2 r_1} \sum_{\eta_2 \eta_1} \sum_{a_3 \pm a_2 \pm a_1 \pm} \delta_{a_4 \bar{p}_4 a_3 \bar{p}_4} \delta_{a_3 \bar{p}_3 a_2 \bar{p}_3} \delta_{a_2 \bar{p}_2 a_1 \bar{p}_2} \delta_{a_1 \bar{p}_1 a_0 \bar{p}_1} p_4 p_1 \\
& \times \left\{ \left(\sum_{\sigma_2} T_{r_2 \sigma_2 (\bar{\eta}_2 p_3)}^{a_3 p_3} T_{r_2 \sigma_2 (\eta_2 p_2)}^{a_2 p_2} \sum_{\sigma_1} T_{r_1 \sigma_1 (\bar{\eta}_1 p_4)}^{a_4 p_4} T_{r_1 \sigma_1 (\eta_1 p_1)}^{a_1 p_1} \right) \right. \\
& \times \left[p_2 p_1 \frac{F[(E_{a_2} - \eta_1 \mu_{r_1} - \eta_2 \mu_{r_2})/T, (E_{a_3} - \eta_1 \mu_{r_1})/T] - F[(E_{a_2} - \eta_1 \mu_{r_1} - \eta_2 \mu_{r_2})/T, (E_{a_1} - \eta_1 \mu_{r_1})/T]}{(E_{a_3} - E_{a_1})/T} \right. \\
& \left. \left. + p_1 (1 - p_2) \frac{\tilde{F}[(E_{a_3} - \eta_1 \mu_{r_1})/T] - \tilde{F}[(E_{a_1} - \eta_1 \mu_{r_1})/T]}{(E_{a_3} - E_{a_1})/T} \right] - \left(\sum_{\sigma_2} T_{r_2 \sigma_2 (\bar{\eta}_2 p_3)}^{a_4 p_4} T_{r_2 \sigma_2 (\eta_2 p_2)}^{a_2 p_2} \sum_{\sigma_1} T_{r_1 \sigma_1 (\bar{\eta}_1 p_4)}^{a_3 p_3} T_{r_1 \sigma_1 (\eta_1 p_1)}^{a_1 p_1} \right) p_2 p_1 \right. \\
& \times \left[\frac{F[(E_{a_2} - \eta_1 \mu_{r_1} - \eta_2 \mu_{r_2})/T, (E_{a_1} - \eta_1 \mu_{r_1})/T] - F[(E_{a_3} + E_{a_1} - \eta_1 \mu_{r_1} - \eta_2 \mu_{r_2})/T, (E_{a_1} - \eta_1 \mu_{r_1})/T]}{(E_{a_2} - E_{a_3} - E_{a_1})/T} \right. \\
& \left. \left. + \frac{F[(E_{a_2} - \eta_1 \mu_{r_1} - \eta_2 \mu_{r_2})/T, (E_{a_3} - \eta_2 \mu_{r_2})/T] - F[(E_{a_3} + E_{a_1} - \eta_1 \mu_{r_1} - \eta_2 \mu_{r_2})/T, (E_{a_3} - \eta_2 \mu_{r_2})/T]}{(E_{a_2} - E_{a_3} - E_{a_1})/T} \right] \right\}, \quad (D4)
\end{aligned}$$

where only two types of functions enter

$$\begin{aligned}
F(\lambda', \lambda) = & \pi \{ \phi(\lambda' - \lambda) f(\lambda) + b(\lambda') [\phi(\lambda' - \lambda) - \phi(-\lambda)] \} \\
& \rightarrow \pi \left\{ \phi(-\lambda) f(\lambda) - \frac{d}{d\lambda} \phi(-\lambda) \right\} \quad \text{for } \lambda' \rightarrow 0, \quad (D5)
\end{aligned}$$

$$\tilde{F}(\lambda) = \frac{\pi}{2} \phi(\lambda), \quad (D6)$$

where $f(\lambda) = (e^\lambda + 1)^{-1}$ and $b(\lambda) = (e^\lambda - 1)^{-1}$ are the Fermi and Bose functions, respectively, and $\phi(\lambda)$ is given by Eq. (C4). All expressions arising from the integrals are explicitly seen to be well behaved, since they take the form of differential quotients: whenever a denominator vanishes, the numerator also vanishes with the same power, resulting in a finite value. The rates are thus well-behaved functions of all model parameters including the voltages.

We now discuss the steps leading from Eq. (D3) to Eq. (D4). The tunnel matrix elements enter automatically via the vertices Eq. (A4). The four vertices give a sign $p_4 p_3 p_2 p_1$, and the vertices $G_3^{p_3}$ and $G_1^{p_1}$ give an additional sign $p_3 p_1$ (since they are followed by an odd number of vertices toward the

left). Combined with the contraction signs p_2p_1 we get in total a sign p_4p_1 for both diagrams.

The remaining task is to obtain the closed-form expressions for the imaginary part of the two integrals. Normalizing the integration variables to T and then shifting them

introduces the energy denominators $\lambda_1=(E_{a_1}-\eta_1\mu_{r_1})/T$ and $\lambda_2=(E_{a_2}-\eta_1\mu_{r_1}-\eta_2\mu_{r_2})/T$. For the last propagator we get $\lambda_3=(E_{a_3}-\eta_1\mu_{r_1})/T$ for the D type and $\lambda_3=(E_{a_3}-\eta_2\mu_{r_2})/T$ for the X type diagram. The integrals are then split into partial fractions

$$I_D^{p_2p_1} = \frac{1}{T} \int \int dx_1 dx_2 \frac{f(p_2x_2)f(p_1x_1)}{\lambda_3 - \lambda_1} \text{Im} \left(\frac{1}{i0 + x_1 + x_2 - \lambda_2} \right) \left(\frac{1}{i0 + x_1 - \lambda_3} - \frac{1}{i0 + x_1 - \lambda_1} \right), \quad (\text{D7})$$

$$I_X^{p_2p_1} = \frac{1}{T} \int \int dx_1 dx_2 \frac{f(p_2x_2)f(p_1x_1)}{\lambda_2 - \lambda_3 - \lambda_1} \text{Im} \left(\frac{1}{i0 + x_1 + x_2 - \lambda_2} - \frac{1}{i0 + x_1 + x_2 - \lambda_3 - \lambda_1} \right) \left(\frac{1}{i0 + x_1 - \lambda_1} + \frac{1}{i0 + x_2 - \lambda_3} \right), \quad (\text{D8})$$

where I_D denotes the integral in Eq. (D3) in the D type and I_X the one in the X type diagram. These can be expressed in the integrals encountered in second order. This is done most efficiently by first noting a number of *sum rules* which are satisfied by the integrals (but not by the diagrams) in the wide-band limit

$$\sum_{p_1=\pm} I_D^{p_2p_1} = \sum_{p_1=\pm} I_X^{p_2p_1} = \sum_{p_2=\pm} I_X^{p_2p_1} = 0. \quad (\text{D9})$$

Summing the integrals over a Keldysh index p_i we eliminate one Fermi function using $\sum_{p_i=\pm} f(p_i x_i) = 1$. We can then first evaluate the integral over x_i on the same contour as for the second order integral (see Appendix E). If the integrand vanishes faster than x_i^{-1} the contribution can be neglected in the wide-band limit, even when performing also the second integral. From the original expressions for the integrals in Eq. (D3) one sees that this is the case, except for the integrand I_D considered as function of x_2 . Therefore $\sum_{p_2=\pm} I_D^{p_2p_1} \neq 0$. This implies that I_X is proportional to p_1p_2 , while I_D additionally contains a term proportional only to p_1 ,

$$I_D^{p_2p_1} = \frac{1}{T} p_2 p_1 \frac{F(\lambda_2, \lambda_3) - F(\lambda_2, \lambda_1)}{\lambda_3 - \lambda_1} + \frac{1}{T} p_1 (1 - p_2) \frac{\tilde{F}(\lambda_3) - \tilde{F}(\lambda_1)}{\lambda_3 - \lambda_1}, \quad (\text{D10})$$

$$I_X^{p_2p_1} = \frac{1}{T} p_2 p_1 \times \frac{F(\lambda_2, \lambda_1) - F(\lambda_3 + \lambda_1, \lambda_1) + F(\lambda_2, \lambda_3) - F(\lambda_3 + \lambda_1, \lambda_3)}{\lambda_2 - \lambda_3 - \lambda_1}. \quad (\text{D11})$$

It remains to be shown that $F(\lambda', \lambda)$ and $\tilde{F}(\lambda)$ actually are given by Eqs. (D5) and (D6), respectively. To do this we now use the expansion

$$f(p_2x_2)f(p_1x_1) = p_2p_1f(x_1)f(x_2) + \frac{1}{2}p_1(1-p_2)f(x_1) + \frac{1}{2}p_2(1-p_1)f(x_2) + \text{const.} \quad (\text{D12})$$

As was noted when deriving the above sum rule, only terms containing the product $f(x_1)f(x_2)$ give a nonvanishing contribution to the X -type integral, and we only have to consider integrals of the form

$$\begin{aligned} F(\lambda', \lambda) &\equiv \text{Im} \int \int dx dx' \frac{f(x')f(x)}{(i0 + x + x' - \lambda')(i0 + x - \lambda)} \\ &= -\pi \text{Re} \left[\int dx' \frac{f(x')}{i0 + x' - \lambda' + \lambda} f(\lambda) \right. \\ &\quad \left. + b(\lambda') \int dx \frac{f(-x) - f(\lambda' - x)}{i0 + x - \lambda} \right] \\ &= \pi \{ \phi(\lambda' - \lambda) f(\lambda) + b(\lambda') [\phi(\lambda' - \lambda) - \phi(-\lambda)] \}. \end{aligned} \quad (\text{D13})$$

Here we expanded $\text{Im}[(x+i0)(y+i0)]^{-1} = -\pi \text{Re} \{ \delta(x)(y+i0)^{-1} + \delta(y)(x+i0)^{-1} \}$ and used the relation $f(x')f(x) = [f(-x') - f(x)]b(x+x')$ in the second term.

The D -type integral gives a non-vanishing contribution also for terms containing only $f(x_1)$. This yields the additional integral where $f(p_2x_2)f(p_1x_1) \rightarrow \frac{1}{2}p_1(1-p_2)f(x_1)$:

$$\begin{aligned} \tilde{F}(\lambda) &\equiv \frac{1}{2} \text{Im} \int \int dx dx' \frac{f(x)}{(i0 + x + x' - \lambda')(i0 + x - \lambda)} \\ &= -\frac{1}{2} \text{Re} \int dx \frac{f(x)}{i0 + x - \lambda} = \frac{\pi}{2} \phi(\lambda). \end{aligned} \quad (\text{D14})$$

Note that λ' drops out of the answer since $\text{Re} \int_{-D/T}^{D/T} dx' \frac{1}{i0 + \lambda + x' - \lambda'}$ vanishes for $D/T \gg \lambda, \lambda'$.

APPENDIX E: CONTRACTION INTEGRAL

We comment on the calculation of the integral

$$\int dx \frac{f(x)}{i0 + x - \lambda} = + \operatorname{Re} \psi \left(\frac{1}{2} + i \frac{\lambda}{2\pi} \right) - \ln \frac{D}{2\pi T} - i\pi f(\lambda). \quad (\text{E1})$$

It can be calculated with a smooth Lorentzian cutoff of width D/T and the result must then be expanded in the small parameter $\lambda T/D$ to lowest order.⁴⁸ This however involves unnecessary complications since the energy scale separation $D/T \gg \lambda$ is only used at the end. Here we indicate how this may be avoided, simplifying this and other similar calculations. We first note that although $-i\pi f(\lambda)$ clearly stems from $i \operatorname{Im} \frac{1}{z-\lambda+i0} = -i\pi \delta(z-\lambda)$ one should not separate real and imaginary parts until the end of the calculation. We apply the residue theorem for a contour along the real axis and *finite* semicircle in the upper half plane, i.e., not containing the pole $z=\lambda-i0$. We obtain the integral with a sharp cutoff

$$\int_{-D/T}^{D/T} dx \frac{f(x)}{x-\lambda+i0} = -i \int_0^\pi d\varphi z \frac{f(z)}{z-\lambda+i0} \Bigg|_{z=De^{i\varphi/T}} - 2\pi i \sum_{k=0}^{k_D} \frac{1}{z-\lambda+i0} \Bigg|_{z=i\pi(1+2k)}, \quad (\text{E2})$$

where $k_D = \lfloor \frac{D}{2\pi T} - \frac{1}{2} \rfloor$ ($\lfloor \bullet \rfloor$ denotes the integer part). We now

explicitly calculate the contribution to the contour accounting for $D/T \gg \lambda$. The latter is trivial since $f(z)$ is equal to 1 for $\frac{\pi}{2} < \arg z < \pi$ and 0 elsewhere for z on a semicircle of radius $D/T \gg \lambda$, as one easily verifies. Since the remaining part of the integrand is independent of $\arg z$ on this contour, we get a contribution $-i\frac{\pi}{2}$. In the limit $D/T \gg \lambda$ the summation over Matsubara poles can be extended to infinity and gives a digamma function plus a term depending logarithmically on the bandwidth

$$\begin{aligned} & \sum_{k=0}^{k_D} \left(\frac{1}{k + \frac{1}{2} + i \frac{\lambda}{2\pi}} - \frac{1}{k+1} \right) + \gamma_E + \ln k_D \\ & \approx -\psi \left(\frac{1}{2} + i \frac{\lambda}{2\pi} \right) + \ln \frac{D}{2\pi T} \\ & = -\operatorname{Re} \psi \left(\frac{1}{2} + i \frac{\lambda}{2\pi} \right) + \ln \frac{D}{2\pi T} + i\pi f(\lambda) - i\frac{\pi}{2}, \quad (\text{E3}) \end{aligned}$$

where we added and subtracted the Euler's constant $\gamma_E = \lim_{n \rightarrow \infty} \sum_{k=1}^{n+1} 1/k - \ln n$. The contribution from the arc cancels part of the imaginary part $\operatorname{Im} \psi(1/2 + ix) = \pi \tanh(\pi x)/2 = \pi[1/2 - f(2\pi x)]$. In contrast, if one takes a cutoff function to make the integral vanish along the semicircle for infinite radius,⁴⁸ one unnecessarily complicates the evaluation of the residues.

- ¹M. R. Wegewijs and K. C. Nowack, *New J. Phys.* **7**, 239 (2005).
- ²G. A. Kaat and K. Flensberg, *Phys. Rev. B* **71**, 155408 (2005).
- ³J. Koch and F. von Oppen, *Phys. Rev. B* **72**, 113308 (2005).
- ⁴A. Donarini, M. Grifoni, and K. Richter, *Phys. Rev. Lett.* **97**, 166801 (2006).
- ⁵M. G. Schultz, T. S. Nunner, and F. von Oppen, *Phys. Rev. B* **77**, 075323 (2008).
- ⁶F. Reckermann, M. Leijnse, M. R. Wegewijs, and H. Schoeller, *Europhys. Lett.* **83**, 58001 (2008).
- ⁷F. Reckermann, M. Leijnse, M. R. Wegewijs, and H. Schoeller, arXiv:0802.3498 (unpublished).
- ⁸J. Koch and F. von Oppen, *Phys. Rev. Lett.* **94**, 206804 (2005).
- ⁹J. Koch, F. von Oppen, and A. V. Andreev, *Phys. Rev. B* **74**, 205438 (2006).
- ¹⁰P. S. Cornaglia and D. R. Grempel, *Phys. Rev. B* **71**, 245326 (2005).
- ¹¹J. Koch, M. E. Raikh, and F. von Oppen, *Phys. Rev. Lett.* **96**, 056803 (2006).
- ¹²K. Flensberg, *Phys. Rev. B* **68**, 205323 (2003).
- ¹³L. H. Yu, Z. K. Keane, J. W. Ciszek, L. Cheng, M. P. Stewart, J. M. Tour, and D. Natelson, *Phys. Rev. Lett.* **93**, 266802 (2004).
- ¹⁴D. Natelson, *Handbook of Organic Electronics and Photonics* (American Scientific Publishers, Valencia, 2006).
- ¹⁵E. A. Osorio, K. O'Neill, M. R. Wegewijs, N. Stuhr-Hansen, J. Paaske, T. Bjørnholm, and H. S. van der Zant, *Nano Lett.* **7**, 3336 (2007).
- ¹⁶J. J. Parks, A. R. Champagne, G. R. Hutchison, S. Flores-Torres, H. D. Abruña, and D. C. Ralph, *Phys. Rev. Lett.* **99**, 026601 (2007).

- ¹⁷A. N. Pasupathy *et al.*, *Nano Lett.* **5**, 305 (2005).
- ¹⁸H. Park, J. Park, A. K. L. Lim, E. H. Anderson, A. P. Alivisatos, and P. L. McEuen, *Nature (London)* **407**, 57 (2000).
- ¹⁹E. A. Osorio, K. O'Neill, N. Stuhr-Hansen, O. F. Nielsen, T. Bjørnholm, and H. S. van der Zant, *Adv. Mater. (Weinheim, Ger.)* **19**, 281 (2007).
- ²⁰A. A. Houck, J. Labaziewicz, E. K. Chan, J. A. Folk, and I. L. Chuang, *Nano Lett.* **5**, 1685 (2005).
- ²¹S. Sapmaz, P. Jarillo-Herrero, Y. M. Blanter, C. Dekker, and H. S. J. van der Zant, *Phys. Rev. Lett.* **96**, 026801 (2006).
- ²²S. Sapmaz, Y. M. Blanter, L. Gurevich, and H. S. J. van der Zant, *Phys. Rev. B* **67**, 235414 (2003).
- ²³V. Sazonova, Y. Yaish, H. Üstünel, D. Roundy, T. A. Arias, and P. L. McEuen, *Nature (London)* **431**, 284 (2004).
- ²⁴A. Mitra, I. Aleiner, and A. J. Millis, *Phys. Rev. B* **69**, 245302 (2004).
- ²⁵R. Schleser, T. Ihn, E. Ruh, K. Ensslin, M. Tews, D. Pfannkuche, D. C. Driscoll, and A. C. Gossard, *Phys. Rev. Lett.* **94**, 206805 (2005).
- ²⁶V. N. Golovach and D. Loss, *Phys. Rev. B* **69**, 245327 (2004).
- ²⁷F. Elste and C. Timm, *Phys. Rev. B* **75**, 195341 (2007).
- ²⁸M. C. Lüffe, J. Koch, and F. von Oppen, *Phys. Rev. B* **77**, 125306 (2008).
- ²⁹J. König, H. Schoeller, and G. Schön, *Phys. Rev. B* **58**, 7882 (1998).
- ³⁰J. König, Ph.D. thesis, University of Karlsruhe, 1999.
- ³¹B. Kubala and J. König, *Phys. Rev. B* **73**, 195316 (2006).
- ³²C. Timm, *Phys. Rev. B* **77**, 195416 (2008).
- ³³H. Schoeller and G. Schön, *Phys. Rev. B* **50**, 18436 (1994).

- ³⁴J. König, H. Schoeller, and G. Schön, Phys. Rev. Lett. **78**, 4482 (1997).
- ³⁵H. Schoeller Eur. Phys. J. B(to be published).
- ³⁶A. Thielmann, M. H. Hettler, J. König, and G. Schön, Phys. Rev. Lett. **95**, 146806 (2005).
- ³⁷I. Weymann, J. König, J. Martinek, J. Barnas, and G. Schön, Phys. Rev. B **72**, 115334 (2005).
- ³⁸T. Korb, F. Reininghaus, H. Schoeller, and J. König, Phys. Rev. B **76**, 165316 (2007).
- ³⁹K. Blum, *Density Matrix Theory and Applications* (Plenum, New York, 1996).
- ⁴⁰D. Becker and D. Pfannkuche, Phys. Rev. B **77**, 205307 (2008).
- ⁴¹K. C. Nowack and M. R. Wegewijs, arXiv:cond-mat/0506552 (unpublished).
- ⁴²J. Aghassi, M. Hettler, and G. Schön, Appl. Phys. Lett. **92**, 202101 (2008).
- ⁴³M. Galperin, M. A. Ratner, and A. Nitzan, J. Phys.: Condens. Matter **19**, 103201 (2007).
- ⁴⁴S. Braig and K. Flensberg, Phys. Rev. B **68**, 205324 (2003).
- ⁴⁵F. Pistolesi and S. Labarthe, Phys. Rev. B **76**, 165317 (2007).
- ⁴⁶C. W. Gardiner, *Quantum Noise* (Springer-Verlag, Berlin, 1991).
- ⁴⁷A. J. Leggett, S. Chakravarty, A. T. Dorsey, M. P. A. Fisher, A. Garg, and W. Zwerger, Rev. Mod. Phys. **59**, 1 (1987).
- ⁴⁸J. König, M.S. thesis, University of Karlsruhe, 1995.