

Laminar, Turbulent, and Inertial Shear-Thickening Regimes in Channel Flow of Neutrally Buoyant Particle Suspensions

Iman Lashgari,^{1,*} Francesco Picano,^{1,2} Wim-Paul Breugem,³ and Luca Brandt¹

¹*Linné FLOW Centre and SeRC, KTH Mechanics, Stockholm, Sweden*

²*Department of Physics, Sapienza University of Rome, Rome, Italy*

³*Laboratory for Aero and Hydrodynamics, TU-Delft, Delft, The Netherlands*

(Received 13 February 2014; revised manuscript received 25 June 2014; published 17 December 2014)

The aim of this Letter is to characterize the flow regimes of suspensions of finite-size rigid particles in a viscous fluid at finite inertia. We explore the system behavior as a function of the particle volume fraction and the Reynolds number (the ratio of flow and particle inertia to viscous forces). Unlike single-phase flows, where a clear distinction exists between the laminar and the turbulent states, three different regimes can be identified in the presence of a particulate phase, with smooth transitions between them. At low volume fractions, the flow becomes turbulent when increasing the Reynolds number, transitioning from the laminar regime dominated by viscous forces to the turbulent regime characterized by enhanced momentum transport by turbulent eddies. At larger volume fractions, we identify a new regime characterized by an even larger increase of the wall friction. The wall friction increases with the Reynolds number (inertial effects) while the turbulent transport is weakly affected, as in a state of intense inertial shear thickening. This state may prevent the transition to a fully turbulent regime at arbitrary high speed of the flow.

DOI: [10.1103/PhysRevLett.113.254502](https://doi.org/10.1103/PhysRevLett.113.254502)

PACS numbers: 47.20.-k, 47.27.Cn, 47.55.Kf

Understanding the transition from laminar to turbulent flow has puzzled many scientists since the seminal work by Reynolds [1]. Despite the vast number of investigations, this phenomenon is not well understood even in the simplest configurations as plane channel flow. To be able to predict, and possibly control, the onset of turbulence is crucial in numerous applications, as this is associated with a sharp increase of the wall friction and of the total drag. Transition in channel flows is of a subcritical nature; it occurs if the flow is forced by strong-enough perturbations, and takes place at Reynolds numbers, Re , significantly lower than that predicted by linear stability [2] (Re quantifies the ratio of inertial to viscous forces).

When a suspension of rigid particles is considered instead of a pure fluid, the particle-fluid interactions significantly alter the bulk behavior of the suspension [3], and peculiar and unexplained effects appear in the transitional regime. These aspects, important in several environmental and industrial applications, will be investigated in this Letter.

Matas *et al.* [4] performed experiments on the laminar-turbulent transition in particle-laden pipe flows. For sufficiently large particles, they found a nonmonotonic variation of the transitional Reynolds number when increasing the particle volume fraction Φ (the bulk volume fraction). They were not able to collapse the transitional Reynolds numbers to that of the single-phase fluid by rescaling with the suspension viscosity for the larger particles used; thus, they suggested the presence of some additional dissipation mechanisms, still to be explored. They also underlined the difficulties found to unambiguously define the flow

regime (laminar or turbulent) since suspensions manifest large fluctuations also at low speeds.

Similar findings were recently reproduced numerically in [5]. These authors also note how arbitrary it is to define laminar and turbulent regimes in suspensions because the value of the transitional Reynolds number is very sensitive to the velocity fluctuation threshold chosen to discern the flow state. The characteristics of the different flow regimes in particle-laden flows and the mechanisms behind the transition are not yet understood.

In this Letter we show the existence of three different flow regimes in the presence of a particulate phase with smooth transitions between them. First, a laminarlike regime (low Re and Φ), dominated by viscous forces, and second, a turbulentlike regime (high Re and sufficiently low Φ), characterized by increased wall friction due to the turbulent transport, classically quantified by the Reynolds stresses [6]. The third state appears in the dense regimes (high Φ), where we observe a significant increase of the wall friction, larger than in the turbulentlike regime. This is not associated with the increase of the Reynolds stresses, but to an increase of the particle-induced stress indicating a transport mechanism different than that of turbulence. Following rheology literature, we recognize this state as an intense inertial shear thickening: it corresponds to an increase of the wall friction (effective viscosity) with the flow shear rate (Reynolds number) due to increasing particle stresses with inertia, thus the additional dissipation mechanism suggested in [4].

The analysis is based on data from fully resolved direct numerical simulations of a channel flow laden with rigid

neutrally buoyant spherical particles. The code used, the immersed boundary solver developed by Breugem [7], couples an uniform Eulerian mesh for the fluid phase with a Lagrangian mesh for the solid phase. Lubrication corrections and a soft-sphere collision model have been implemented to address particle interactions when their relative gap distance is below the mesh size. The effect of particle surface roughness is mimicked by making the lubrication correction independent of the inter-particle distance below a threshold distance of 3×10^{-3} times the particle radius. The lubrication correction is turned off during the collision, see [8] for more details. The code has been validated against several test cases over a range of Reynolds numbers [7] and was recently used to study the rheology of dense and active suspensions [8,9].

We simulate a channel flow with periodic boundary conditions in the streamwise and spanwise directions. Here, the streamwise, wall-normal, and spanwise coordinates and velocities are denoted by y, z, x and v, w, u , respectively. The size of the computational domain is $6h \times 2h \times 3h$ where h is the half-channel height. The diameter of the particles is set to a fixed value, $2a = 2h/10$, matching the experiment with largest particles in [4]. The number of uniform Eulerian grid points is $480 \times 160 \times 240$ in the streamwise, wall-normal, and spanwise directions; 746 Lagrangian grid points have been used on the surface of each particle to resolve the interactions between the two phases. We define the Reynolds number by the bulk velocity U_b , channel height, and the fluid kinematic viscosity ν , $Re = 2U_b h/\nu$. The dataset explores a wide range of Reynolds numbers, $500 \leq Re \leq 5000$, and particle volume fractions $0 \leq \Phi \leq 0.3$.

The initial condition for the simulations is chosen to be a high-amplitude (maximum normal velocity equals to U_b) localized disturbance in the form of pair of streamwise vortices [10]. The critical value for the transition of the single-phase flow in the present setup is found to be $Re \approx 2300$; the velocity fluctuations vanish in time for Reynolds number $Re < 2300$, while they reach a finite amplitude for $Re > 2300$.

To document the difficulty of clearly defining a transition threshold at high volume fractions, time histories of the root mean square of the streamwise velocity fluctuations, $\tilde{v}_{rms}(t)$

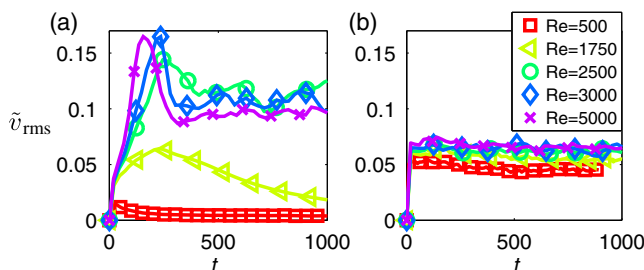


FIG. 1 (color online). Time series of the streamwise velocity fluctuation \tilde{v}_{rms} for (a) $\Phi = 0.001$ and (b) $\Phi = 0.3$.

(box averaged), are displayed in Fig. 1 for low and high volume fractions (velocity fluctuations are normalized by U_b and time by h/U_b). For $\Phi = 0.001$, the transition to turbulence follows classic results in single-phase fluids. For $Re \geq 2000$ the time histories exhibit a transient peak after which the level of fluctuation saturates to the values of the turbulent regime, $0.1 < \tilde{v}_{rms} < 0.12$, just weakly dependent of the Reynolds number. Interestingly, the presence of few finite-size particles in the flow creates continuous background disturbances such that the threshold at which turbulence can be sustained decreases to $1750 < Re < 2000$. Figure 1(b) shows that the level of streamwise velocity fluctuations saturates to $0.05 < \tilde{v}_{rms} < 0.07$ for all the Reynolds numbers under investigation when $\Phi = 0.3$. The velocity fluctuations in the flow smoothly increase with the Reynolds number and approach a regime value lower than that of the turbulent flow at small Φ . As shown in the plot and discussed recently in [5], the definition of a transitional Reynolds number becomes very sensitive to the threshold values chosen, and is probably not completely meaningful, as we show below.

A contour map of the time-averaged streamwise velocity fluctuation intensity $\tilde{v}_{rms} = \langle \sqrt{v'^2} \rangle$ in the (Re, Φ) plane is presented in Fig. 2(a). The fluctuation intensity is based on the mixture of the fluid and particle velocities and obtained by a classical ensemble average, $\langle \rangle$. The samples for the ensemble average are collected after the transient phase of the disturbance evolution. The black dashed line on the map represents the threshold value 0.07 that can be reasonably used to identify the chaotic regime. This shows a nonmonotonic behavior of the transitional Reynolds number, in line with the experimental observation in [4] and the simulations in [5]. We have marked three points on the map corresponding to the *a*, laminarlike, *b*, inertial shear-thickening, and *c*, turbulentlike regime for future reference. Figure 2(b) displays the average wall friction $\tau_w(Re, \Phi)$ normalized by the friction of the laminar single-phase Poiseuille flow $\tau_w^0(Re)$. We thus define a relative

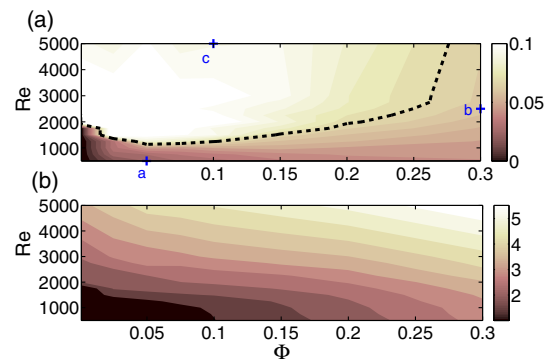


FIG. 2 (color online). (a) Contour map of the streamwise velocity fluctuations v_{rms} and (b) relative viscosity ν_r in the (Re, Φ) plane. In total, 96 points have been simulated in the (Re, Φ) plane.

viscosity $\nu_r = \tau_w/\tau_w^0$, similar to what is usually adopted in rheology [11]. A jump in the value of the relative viscosity, approximately doubling it, occurs at the critical conditions at low volume fractions (e.g., $\Phi = 0.05$). Increasing the particle concentration, the relative viscosity smoothly increases with the Reynolds number (inertial effects) while the level of fluctuations, though significant, remains almost unaffected. This behavior points toward a new dynamic state that we call intense inertial shear thickening. It is important to note that the values of ν_r for $\text{Re} = 500$ (laminar flow, weak inertia) will follow classic semi-empirical fits for viscous laminar suspensions, e.g., Eilers fit [11], when $\Phi \leq 0.2$. For $\Phi = 0.3$, the comparison with the data of Yeo *et al.* [12] reveals some shear thickening.

To characterize the different regimes of the particulate flow, we study the stress budget in the flow. Based on the formulation proposed in [13], inspired from the early work by Batchelor [14], we write the momentum balance in the wall-normal direction assuming streamwise and spanwise homogeneity,

$$\begin{aligned} \tau(z/h) &= -(1-\varphi)\langle w'^f v'^f \rangle - \varphi\langle w'^p v'^p \rangle \\ &\quad + \nu(1-\varphi)\frac{\partial V^f}{\partial z} + \frac{\varphi}{\rho}\langle \sigma_{yz}^p \rangle \\ &= \nu\frac{\partial V^f}{\partial z}\Big|_w \left(1 - \frac{z}{h}\right), \end{aligned} \quad (1)$$

where $\varphi(z)$ denotes the mean local volume fraction, the superscripts f and p the fluid and particle phase, ρ the fluid mass density, and σ_{yz} the particle stress. The first two terms represent the contribution of both phases to the Reynolds shear stress, $\tau_R(z)$. The third and fourth term are the viscous, $\tau_V(z)$, and particle, $\tau_P(z)$, stresses. The particle stress contains contributions from the hydrodynamic stresslet, particle acceleration, and interparticle stresses (see [13,14]). The total stress is balanced by the external streamwise pressure gradient, yielding a linear total stress profile across the channel with maximum at the wall, $\tau_w = \nu(\partial V^f/\partial z)|_w$, and zero at the centerline.

We evaluate the contribution of each term in the stress budget for the cases marked by *a*, *b*, and *c* in Fig. 2(a) and display the wall-normal stress profiles, normalized by τ_w , in Fig. 3. For the laminarlike regime, the Reynolds shear stress is negligible and the viscous stress dominates [see Fig. 3(a)]. Figure 3(c) displays the stress budget of the turbulentlike regime when the Reynolds stress is the dominant term and both viscous and particle stresses are relevant only in the near-wall region. This is the typical behavior of turbulent flows [6]: the increase of the wall friction τ_w with respect to a laminar state is caused by the formation of coherent velocity fluctuations and increased streamwise momentum transport in the wall-normal direction. For the inertial shear-thickening regime, Fig. 3(b), the

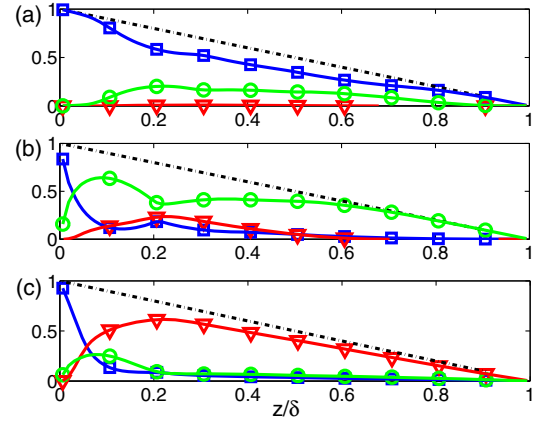


FIG. 3 (color online). Budget of the momentum transport for (a) $\text{Re} = 500$ and $\Phi = 0.05$, (b) $\text{Re} = 2500$ and $\Phi = 0.3$, and (c) $\text{Re} = 5000$ and $\Phi = 0.1$. Red triangle represents Reynolds stress; blue square, viscous stress; and green circle, particle stress.

particle stress is larger than the Reynolds shear stress, and accounts for the majority of the momentum transfer (78%) when integrated across the channel. In the middle of the channel, $z \geq 0.6h$, the particle stress is the only term to transfer momentum that exceeds, by more than one order of magnitude, the viscous and the Reynolds stresses. This is due to the particle migration that leads to a mean local volume fraction $\varphi \approx 0.5$ at the channel center (not shown here), see [15,16]. High particle concentration near the wall induces strong particle-wall interactions and a peak in the profile of particle stress. In the midregion between the wall and the centerline, the turbulent stress is largest: the contribution of the particle Reynolds stress is much smaller than that of the fluid Reynolds stress (not shown), suggesting that the momentum is transferred by the fluid and that the coherent motion of the particles is less important.

Using the momentum transfer budget we are therefore in the position to suggest a quantitative classification of the flow. In particular, dividing Eq. (1) with $\tau = \tau_w(1 - z/h)$ and integrating across the channel,

$$1 = \overline{\tau_V/\tau} + \overline{\tau_R/\tau} + \overline{\tau_P/\tau} = \Sigma_V + \Sigma_R + \Sigma_P. \quad (2)$$

The flow is denoted as laminarlike if the viscous stress gives the largest contribution to the total momentum transfer across the channel (relative majority), i.e., $\Sigma_V > \Sigma_R$ and $\Sigma_V > \Sigma_P$, and similarly, turbulentlike if the Reynolds shear stress provides the largest contribution. We denote as intense inertial shear thickening the regime where the momentum transfer is dominated by the particle stress, $\Sigma_P > \Sigma_V$ and $\Sigma_P > \Sigma_R$. The region of existence of these three regimes is depicted in the (Re, Φ) plane in Fig. 4(a). The solid black lines show the boundary of the regions where each term in the stress budget is over 50% of the total (absolute majority). Note that the phase diagram is

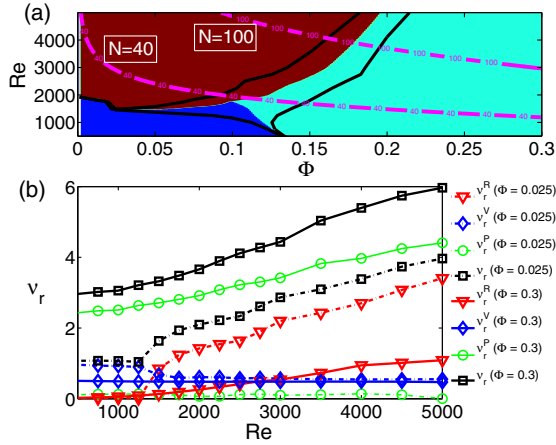


FIG. 4 (color online). (a) Phase diagram for particle laden channel flow in the $Re - \Phi$ plane (blue, red, and green colors indicate laminarlike, turbulentlike, and inertial shear-thickening regime). The solid black lines show the boundary of the regions where each term in the stress budget is over 50% of the total stress. The dashed purple lines are isolevels of Bagnold number. (b) Contributions to the total wall friction from the viscous stresses, Reynolds stresses, and particle stresses versus the Reynolds number Re for $\Phi = 0.025$ and $\Phi = 0.3$.

computed for $a/h = 1/10$ and the exact values of Φ at which transitions occur are dependent on this ratio.

At vanishing volume fractions, $\Phi \rightarrow 0$, the transition between the laminar and turbulent regime is, as expected, sharp. Indeed, criteria based either on fluctuation levels or on the stress budget determine the same critical Reynolds number. At finite Φ , the transition among the states becomes smooth. In this case, the definition of the transitional Reynolds number would depend on the threshold value chosen for the velocity fluctuations and on the choice of the velocity component. In this scenario, the stress balance can quantitatively identify the dominant interactions.

The flow regime dominated by particle stress corresponds to an intense form of continuous shear thickening. Inertial shear thickening amounts to an increase of the relative viscosity $\nu_r = \tau_w/\tau_w^0$ with the imposed shear rate $\dot{\gamma}$ (Reynolds number) at fixed Φ without an increase of the Reynolds stresses (turbulent activity) [9,11]. Note that the shear rate $\dot{\gamma} = U_b/h$ is proportional to the Reynolds number $Re = 2\dot{\gamma}h^2/\nu$. Defining the relative viscosity as $\nu_r = \tau_w/\tau_w^0$, we can extract the contributions to the total wall friction due to the viscous $\nu_r^V = \Sigma_V \nu_r$, particle $\nu_r^P = \Sigma_P \nu_r$, and Reynolds stresses $\nu_r^R = \Sigma_R \nu_r$. These quantities are depicted versus Re in Fig. 4(b) for $\Phi = 0.025$ and $\Phi = 0.3$. At low Φ , the relative viscosity ν_r is constant up to $Re \approx 1250$ and is determined mainly by the viscous contribution; its value is slightly higher than unity and matches the values observed in inertialess Couette flows. The shear thickening one would expect to see in Couette flows at these finite Reynolds number is canceled by a

nonconstant shear rate across the channel that can induce particle migrations. The increase of wall friction at higher Re is due to the action of the Reynolds stresses and to the onset of a turbulent flow.

The situation dramatically changes at $\Phi = 0.3$, where we observe a smooth and continuous increase of ν_r that can be closely correlated with the increase of the particle-induced stress, and only in minor part to the increase of the Reynolds stress contribution. At sufficiently high Φ , where Σ_P dominates, an intense shear thickening occurs, causing a large increase of the wall friction. The data at $\Phi = 0.3$ also reveal that the turbulent contribution to the total momentum transfer is appreciable and increases at a similar rate as the particle-induced contribution. This behavior suggests that in dense cases the inertial shear thickening may prevent the transition to a fully turbulent regime at arbitrary high speed of the flow. This finding partially answers the conjecture left by Bagnold [17]; i.e., “it seems that the residual fluid shear stress due to turbulence progressively gives place to grain shear stress” when increasing ϕ and Re .

The Bagnoldian regime is dominated by grain stress and occurs when the Bagnold number, $N = 2Re(a/h)^{1/2}\lambda^{1/2}$ with $\lambda = 1/[(0.74/\Phi)^{1/3} - 1]$, is above 450; when $N \leq 40$ the macroviscous regime takes place. In our simulations, the Bagnold number is higher than 40 and below 170 for most of the turbulent and particle-dominated cases. The simulations denoted by b and c share almost the same Bagnold number $N \sim 100$ and relative viscosity [see Figs. 2(b) and 4(a)]; however, the momentum transport and underlying physics are completely different. The Bagnold number N alone is therefore not sufficient to discriminate between turbulent and particle-dominated regimes.

We note that inertial shear thickening takes place only if inertial effects are present at the particle size [11,18], i.e., finite particle Reynolds number ($Re_a = \dot{\gamma}a^2/\nu$). The same behavior is not observed for small particles (though they are large enough to be non-Brownian) when inertial effects are negligible ($Re_a \propto a^2$) and the flow around the particles remains in the Stokes regime. In this case the main effect of the solid phase on the flow can be well described by the effective viscosity of the mixture as demonstrated in Matas *et al.* [4], who scale the experimental data for small particles only with the suspension viscosity measured in the laminar regime.

In summary, we study semidilute particulate flows and observe an increase of the normalized wall friction (relative viscosity) with increasing inertial effects not associated with a corresponding increase of the Reynolds stresses. We identify this regime as an intense form of continuous inertial shear thickening, induced by inertial effects at the particle size at large-enough nominal volume fractions, see, e.g., [9]. This leads to a phase diagram in the $Re - \Phi$ plane, with three different regimes. In the limit of vanishing volume fraction, the transition between laminar and

turbulent regime is sharp, while this is not the case at finite Φ . This implies that at moderate and high Φ inertial shear thickening and coherent turbulence coexist with different relevance.

This work was supported by the European Research Council Grant No. ERC-2013-CoG-616186, TRITOS, and by the Swedish Research Council (VR). Computer time provided by SNIC (Swedish National Infrastructure for Computing) is gratefully acknowledged.

*imanl@mech.kth.se

- [1] O. Reynolds, *Phil. Trans. R. Soc. A* **174**, 935 (1883).
- [2] B. Eckhardt, T. Schneider, B. Hof, and J. Westerweel, *Annu. Rev. Fluid Mech.* **39**, 447 (2007).
- [3] J. Morris, *Rheol. Acta* **48**, 909 (2009).
- [4] J. Matas, J. Morris, and É. Guazzelli, *Phys. Rev. Lett.* **90**, 014501 (2003).
- [5] Z. Yu, T. Wu, X. Shao, and J. Lin, *Phys. Fluids* **25**, 043305 (2013).
- [6] S. Pope, *Turbulent Flows* (Cambridge University Press, Cambridge, England, 2000).
- [7] W.-P. Breugem, *J. Comput. Phys.* **231**, 4469 (2012).
- [8] R. Lambert, F. Picano, W. P. Breugem, and L. Brandt, *J. Fluid Mech.* **733**, 528 (2013).
- [9] F. Picano, W.-P. Breugem, D. Mitra, and L. Brandt, *Phys. Rev. Lett.* **111**, 098302 (2013).
- [10] D. Henningson and J. Kim, *J. Fluid Mech.* **228**, 183 (1991).
- [11] J. Stickel and R. Powell, *Annu. Rev. Fluid Mech.* **37**, 129 (2005).
- [12] K. Yeo and M. Maxey, *J. Fluid Mech.* **682**, 491 (2011).
- [13] Q. Zhang and A. Prosperetti, *Phys. Fluids* **22**, 033306 (2010).
- [14] G. K. Batchelor, *J. Fluid Mech.* **41**, 545 (1970).
- [15] E. Brown and H. Jaeger, *Phys. Rev. Lett.* **103**, 086001 (2009).
- [16] A. Fall, A. Lemaître, F. Bertrand, D. Bonn, and G. Ovarlez, *Phys. Rev. Lett.* **105**, 268303 (2010).
- [17] R. Bagnold, *Proc. R. Soc. A* **225**, 49 (1954).
- [18] P. Kulkarni and J. Morris, *Phys. Fluids* **20**, 040602 (2008).