

## LATENT SEMANTIC INDEXING FOR PATENT DOCUMENTS

ANDREEA MOLDOVAN, RADU IOAN BOȚ, GERT WANKA

Faculty of Mathematics, Chemnitz University of Technology  
D-09107 Chemnitz, Germany

e-mail: {amol, radu.bot, gert.wanka}@mathematik.tu-chemnitz.de

Since the huge database of patent documents is continuously increasing, the issue of classifying, updating and retrieving patent documents turned into an acute necessity. Therefore, we investigate the efficiency of applying Latent Semantic Indexing, an automatic indexing method of information retrieval, to some classes of patent documents from the United States Patent Classification System. We present some experiments that provide the optimal number of dimensions for the Latent Semantic Space and we compare the performance of Latent Semantic Indexing (LSI) to the Vector Space Model (VSM) technique applied to real life text documents, namely, patent documents. However, we do not strongly recommend the LSI as an improved alternative method to the VSM, since the results are not significantly better.

**Keywords:** Latent Semantic Indexing (LSI), Singular Value Decomposition (SVD), Vector Space Model (VSM), patent classification

### 1. Introduction

Latent Semantic Indexing (LSI) (Deerwester *et al.*, 1990) is a mathematical approach to information retrieval that attempts to model the underlying structure of term associations by transforming the traditional representation of documents as vectors of weighted term frequencies into a new coordinate space where both documents and terms are represented as linear combinations of implicit semantic factors. Although it was originally applied in the context of information retrieval, since then it has been successfully applied to a wide variety of text-based tasks (Landauer *et al.*, 1998). The use of LSI for text retrieval has been proposed in several works, the improvement of both retrieval precision and recall being emphasized (Berry *et al.*, 1995; Deerwester *et al.*, 1990; Dumais, 1991; Hull, 1994; Landauer *et al.*, 1998). LSI turned out to improve also text categorization (Dumais, 1995) and word sense discrimination (Schütze, 1998).

These studies of LSI mostly used standard text collections in information retrieval, some of them having simplified document models. For most of them, LSI proved to be a promising approach to automatic indexing. The purpose of this paper is to investigate the use of LSI on some real-life text documents, namely, patent documents. Our motivation came from the continuous growth of patent document databases in recent years, an increase which requires the development of new and efficient methods of classifying and retrieving patent documents.

One such a vast database of patents is the United States Patent Classification System (UPSTO) Patent Full-Text Database, covering US patents issued from 1790 to the present. It contains patents classified accordingly to their claims in 450 main classes and about 15000 subclasses. We applied LSI on ten of the main classes of patents belonging to the UPSTO.

Our work using databases of patent documents is motivated by the following facts: First, the huge amount of information which is suitable for the methods we used and, on the other hand, the existence of an *a-priori* classification made by experts (patent attorneys). Thus we could use the information given there in order to verify the results provided by our program. In this way we relate our results to raw data unlike was usually made in the past in the literature, where standard information retrieval test collections (MED, CISI, TIME, etc.) were used.

Encouraged by the positive results reported so far in the literature (average improvements up to 30% brought by using LSI instead of the VSM), the idea of applying LSI to patent classification came naturally. Unfortunately, the results we obtained turned out to be not as good as expected. We wonder about the cause of this fact: the inefficiency of LSI or the special structure of the standard information retrieval test collections (MED, CISI, TIME, etc.), on which its success was highlighted.

This paper is organized as follows: In Section 2 we start with a brief overview of LSI and continue in the next section with the presentation of the patent documents collection used in our experiments, the preprocessing we per-

formed with the text data and the way we implemented LSI. In Section 4 we examine the results of our experiments, and we conclude in Section 5.

## 2. Latent Semantic Indexing

Latent Semantic Indexing (Deerwester *et al.*, 1990) is a statistical technique which tries to surpass some limitations imposed by the traditional Vector Space Model (VSM) (Salton, 1971). In the VSM, which uses the so-called *bag-of-words* representation of documents, the collection of text documents is represented by a *terms-documents* matrix  $A = [a_{ij}] \in \mathbb{R}^{t \times d}$ , where each entry  $a_{ij}$  corresponds to the number of times the term  $i$  appears in the document  $j$ . Here  $t$  is the number of terms and  $d$  the number of documents in the collection. Therefore, a document becomes a column vector and a query of a user can be represented as a vector of the same dimension. The similarity between the user's query vector and a document vector in the collection is measured as the cosine of the angle between the two vectors. A list of documents ranked in decreasing order of similarity is returned to the user for each query. The VSM considers the terms in documents as being independent from each other, an assumption which is never satisfied by the human language. An idea can be expressed in many ways (synonymy) and, moreover, many words may have multiple meanings (polysemy).

Latent Semantic Indexing is a variant of the VSM that exploits the dependencies between words by assuming that there is some underlying or "latent" structure in word usage across documents and this structure can be revealed statistically. LSI is a method for *dimensionality reduction* because it transforms the original terms-documents vector space into a new coordinate system of *conceptual topics*, a lower dimensional space that captures the implicit higher-order structure in the association of terms with documents (Deerwester *et al.*, 1990). Both sets of documents and terms will be projected onto this new low-dimensional space spanned by the true *factors* or *concepts*, instead of representing documents as vectors of independent words. In order to obtain the space of concepts, i.e., the space of true representation of words and documents, LSI uses a truncated Singular Value Decomposition (SVD) applied to the terms-documents matrix  $A$  described above.

Given a  $t \times d$  matrix  $A$ , where  $m = \min(t, d)$ , the singular value decomposition of  $A$  is defined as

$$A = USV^T, \tag{1}$$

where  $U$  is a  $t \times m$  orthonormal matrix ( $U^T U = I_m$ ) whose columns define the left singular vectors,  $V$  is a  $d \times m$  orthonormal matrix ( $V^T V = I_m$ ) whose columns

define the right singular vectors, and  $S$  is a  $m \times m$  diagonal matrix containing the singular values of  $A$  decreasingly ordered along its diagonal:  $\sigma_1 \geq \sigma_2 \geq \dots \geq \sigma_r > \sigma_{r+1} = \dots = \sigma_m = 0$ , where  $r = \text{rank}(A)$ . This decomposition is unique up to making the same permutations of columns of  $U$ , elements of  $S$  and columns of  $V$  (rows of  $V^T$ ).

To reduce the noise and redundancy, LSI, taking as the input the terms-documents matrix described above, uses a truncation of SVD which consists in retaining only the largest  $k$  singular values and deleting the remaining ones which are smaller and thus considered unimportant. We remove also from  $U$  and  $V$  the columns corresponding to the small singular values and get

$$A_k = U_k S_k V_k^T,$$

where  $S_k$  is a  $k \times k$  diagonal matrix containing the largest  $k$  singular values as entries,  $U_k$  is a  $t \times k$  matrix of the corresponding left singular vectors as columns, and  $V_k$  is a  $d \times k$  matrix whose columns are the corresponding right singular vectors.

According to the following result, due to Eckart and Young (Hull, 1994), the matrix  $A_k$  may also be interpreted as an approximation of the original matrix  $A$ .

**Theorem 1.**  $A_k$  is the best approximation of  $A$  by a matrix of rank  $k$  and the error is

$$\begin{aligned} \|A - A_k\|_F &= \min_{\text{rank}(B) \leq k} \|A - B\|_F \\ &= \sqrt{\sigma_{k+1}^2 + \dots + \sigma_{\min(t,d)}^2}. \end{aligned}$$

The subscript  $F$  denotes the Frobenius norm, defined for a matrix  $A = (a_{ij}) \in \mathbb{R}^{t \times d}$  as

$$\|A\|_F = \sqrt{\sum_{i=1}^t \sum_{j=1}^d a_{ij}^2}.$$

The choice of  $k$  is a critical problem. While a too drastic reduction of dimensionality may lead to a loss of valuable information about the collection, problems like the difficulty of handling the dimensionality and, as is observed empirically, a poorer performance may also occur when a too high dimensionality is chosen. The appropriate value of  $k$  depends on the text collection and it can be detected only empirically. From what was reported in the literature, we can conclude that the optimal value of  $k$  lies between 50 and 350.

For processing a user's query  $Q$ , query-document comparisons for every document in the collection are carried out, i.e., comparisons between the query vector and

each column of the matrix  $A_k$ . If  $e_j$  denotes the  $j$ -th canonical vector of the dimension  $d$ , then  $A_k e_j$  will be the  $j$ -th column of the matrix  $A_k$  and one may compute the cosines of the angles  $\theta_j$ ,  $j = 1, \dots, d$ , between the query vector and the columns of the matrix  $A_k$ ,

$$\cos \theta_j = \frac{(A_k e_j)^T Q}{\|A_k e_j\|_2 \|Q\|_2} = \frac{e_j^T V_k S_k (U_k^T Q)}{\|S_k V_k^T e_j\|_2 \|Q\|_2},$$

for  $j = 1, \dots, d$ . Here we used the fact that the multiplication of a vector by an orthonormal matrix does not alter the Euclidean norm of the vector. Setting  $r_j := S_k V_k^T e_j$ , we have

$$\begin{aligned} \|U_k r_j\|_2 &= \sqrt{(U_k r_j)^T U_k r_j} = \sqrt{r_j^T U_k^T U_k r_j} \\ &= \sqrt{r_j^T I_k r_j} = \sqrt{r_j^T r_j} = \|r_j\|_2. \end{aligned}$$

Documents ranked by their similarity to the query are returned to the user.

It is important for the LSI method that the derived  $A_k$  matrix does not reconstruct exactly the original term document matrix  $A$ , since we assumed  $A$  to be unreliable. Deerwester *et al.* (1990) claim that the truncated SVD, in one sense, captures most of the important underlying structure in the association of terms and documents, but at the same time it removes the noise or variability in word-usage that diminish the performance of the Vector Space Model. Intuitively, since the number of dimensions  $k$  is much smaller than the number of terms  $t$ , it is expected that terms which occur in similar documents will be near each other in the  $k$ -dimensional factor space even if they never co-occur in the same document. This means that some documents which do not share any words in common with a user's query may, however, be near it in the  $k$ -dimensional space. Although the logic of this claim seems clear, it has not been directly verified, though in (Jessup and Martin, 2001) it was shown that LSI can overcome the broader problem of term mismatch between query and relevant documents. With regard to the other gain of LSI over literally matching terms in documents with those of a query, polysemy, this should arise from dimensionality reduction, by removing the rare and less important usages of certain terms. Since the LSI term vector is the weighted average of the different meanings of the term, when the real meaning differs from the average meaning, LSI might actually reduce the quality of retrieval. SVD of the term similarity matrix is proposed in (Schütze, 1992) in order to directly determine the sense of a particular word.

One might expect that using a low-rank dimensionality representation could reduce substantially storage requirements, while in reality the opposite is true (Hull, 1994). We can no longer take advantage of the sparsity

of the original very sparse vector representation since the matrices in (1) are not sparse anymore. The LSI values are real numbers while the original term frequencies are integers. Although SVD is a one-time expense, Kolda and O'Leary (1998) suggested an LSI approach based on semi-discrete matrix decomposition. This approach, which demands a much smaller storage space, produces results comparable with those reported for LSI based on SVD.

A specific source of LSI's discriminative power is not exactly clear. As an explanation for the performance of LSI Theorem 1 was often cited. But this result can only provide an explanation for the fact that LSI does not decrease the performance obtained with the traditional VSM, but does not justify the improvement in precision and recall noticed when LSI was applied to some collections of text documents. Research has been conducted to provide theoretical foundations for the improved performance observed empirically. The results include the following: a theoretical interpretation of LSI in relation to the Bayesian regression model (Story, 1996), Multidimensional Scaling (Bartell *et al.*, 1992), a similarity-based probabilistic model (Ding, 1999), a corpus model for which, under certain conditions, LSI succeeds in capturing the underlying semantics (Papadimitriou *et al.*, 1998), and a method of selecting the number of dimensions found on a subspace-based model and the minimal description length (Zha *et al.*, 1998).

### 3. Methodology

The collection of text documents we used in our study was taken from the United States Patent Classification System (USPTO). Our investigations were focused on patent documents which were classified in (USPTO, 2005) in the following ten main US classes (left – US class number, right – class name):

- 307 Electrical transmission or interconnected systems
- 323 Power supply or regulation systems
- 329 Demodulators
- 330 Amplifiers
- 331 Oscillators
- 332 Modulators
- 338 Electrical resistors
- 343 Radio wave antenna
- 703 Structural design, modelling, simulation and emulation
- 706 Artificial intelligence.

For each of these classes, the list of terms and the list of patent documents were extracted, together with the frequency of the appearance of each word in each document. Following the suggestions given in the literature in order to improve retrieval, but at the same time to improve

computation time and storage requirements, we decided to perform some pre-processing of our text data. The first pre-processing step we proceed with is the elimination of one-letter words, digits and ‘\_’, ‘-’ and ‘”’ characters (‘t2o’ became ‘to’, ‘user’s’ became ‘users’). To avoid indexing uninteresting terms for our retrieval, the next step includes the removal of the so-called *stopwords* (e.g. ‘and’, ‘but’, ‘or’) by using the SMART-stoplist of 571 stopwords (SMART, 2005). The last step of pre-processing concerns stemming. Some authors suggest that morphologically related words belonging to the same root (sharing a common ‘stem’) may be treated alike, for example, ‘decompose’, ‘decomposed’, ‘decomposing’, ‘decomposes’ and ‘decomposition’. Although recent research (Hull, 1996) shows that ‘some of the stemming is almost always beneficial but the average absolute improvement due to stemming is small, ranging from 1 to 3’, we applied the classic stemming algorithm proposed by Porter (PorterStemmer, 2005) also from the storage interests.

After all of the above is done, and the number of terms to be indexed is reduced by about 40%, we are ready for constructing the terms-documents matrix corresponding to each class (i.e., corresponding to the words and patent documents belonging to each of the classes studied). No term weighting is used for the entries of the terms-documents matrix.

Deciding whether or not a document is relevant is a very subjective matter, because it depends ultimately on the user to decide if the returned documents are pertinent or not to his or her goal. Usually, a standard information retrieval test collection (MED, CISI, TIME, etc.) contains a collection of articles, a set of queries and a list of documents for each query indicating its relevant documents. In the semantic space the cosines between the query vector and the document vectors are computed and those documents for which the cosine with the query is greater than a given threshold are returned. Using this last list of relevant documents available, the efficiency of LSI to the respective test collection can be analyzed. In our case, the information we had for evaluating the performance of LSI was not a list of relevant documents (similar patents) corresponding to each of the patent documents, and rather a set of document-class pairs, showing which patent in which class (main and/or subclass) is classified in USPTO. We decided to exploit this information in the form of a *classes-documents* matrix  $B = [b_{ij}] \in \mathbb{R}^{c \times d}$ , where each entry  $(b_{ij})$  was 1 when the  $j$ -th document was classified in the  $i$ -th class and 0 otherwise. Here  $c$  is the number of classes and  $d$  the number of documents.

Before computing the classes-documents matrix, there were two things to notice about the data we had, which gave us the classification of patents into classes. The first remark is that one patent document could be classified in more than just one class or subclass. The second

remark is connected with the structure of the US classification system of patents. We observed that among the list of the classes and subclasses associated with every patent, one could encounter the following situation: the list of classes in which the document was classified included both a class and some of its subclasses. Since we decided that in the classes-documents matrix the classes would be treated like independent of each other, this created the need for transforming the information data regarding the classification of patents (because we cannot consider, for instance, the main class 307 and its subclass 307/149 as two different classes).

For this purpose, we stored the US classification system for patents in a tree structure where a node stands for a class and its corresponding direct subclasses are added as its children in the tree. Then, based on the structure of the tree, if one document is classified both in a “parent” class and in some of its “children” or “grand-children” subclasses, then we retain only the “parent” class, assuming that the information about “children” subclasses is already contained in the “parent” subclass (i.e., when a patent is classified in the class 307, in 307/154 and in 307/155, where 307/154 is a subclass of 307 and 307/155 is a subclass of 307/154, then we consider the patent as being classified in the class 307).

After processing these transformations applied to the classes-documents information data, the number of subclasses where the documents are classified decreases consistently for each of the ten classes. For example, for the US class 307, from the original 186 subclasses in which the patents of the class were classified, after the transformation mentioned above, we obtained in the end only 26 subclasses (all of them of level 2 in the tree, which means direct subclasses of the main class 307). The classes-documents matrix for each class were created from the transformed data information, and Table 1 shows the di-

Table 1. Matrix dimensions.

US class	No. of documents	No. of words	No. of subclasses
307	4592	15077	26
323	3924	12148	22
329	730	5621	7
330	6097	14702	50
331	4255	13403	60
332	687	5808	8
338	2242	11384	46
343	6369	17135	3
703	2772	21552	6
706	2255	20934	10

mensions of both the terms-documents matrix  $A$  and the classes-documents matrix  $B$  obtained for each of the ten investigated classes.

In order to analyze the effectiveness of applying LSI to patent documents and to compare the retrieval results with the US classification system for patents, considering consequently each document as being a query, we computed the matrix  $X$  of similarity scores between the documents derived from the LSI approach by  $X = A_k^T A_k$ , where the columns of  $A_k$  had been preliminarily normalized. The matrix  $X$  has the entry  $(x_{ij})$  being the cosine of the angle between the vectors corresponding to the projection of the documents  $d_i$  and  $d_j$ , respectively, onto the latent semantic space.

To evaluate the retrieval results, we used two measures. The first one is a widely used measure of performance for retrieval systems, consisting in determining two values: precision and recall. Typically, for an information retrieval system, the precision relative to a query is defined as

$$p = \frac{\text{number of relevant documents retrieved}}{\text{number of all documents retrieved}}$$

and is a measure of accuracy, while the recall relative to the query is defined as

$$r = \frac{\text{number of relevant documents retrieved}}{\text{number of all relevant documents}},$$

being a measure of completeness. First, we explain the significance of “documents retrieved” and “relevant documents” in our experiments. For a certain document  $d_j$ ,  $j = 1, \dots, d$  (seen as a query), we extract from the matrix  $B$  the corresponding ranked list of relevant documents (referred to in the definition of recall as “all relevant documents”) as being the list of documents which co-occur with  $d_j$  in at least one class. The list of “all documents retrieved” by our retrieval system LSI is the ranked list obtained for the document  $d_j$  after computing the cosines of the angles between the document vector  $d_j$  and all other documents.

In order to detect which of the retrieved documents are also relevant for our document  $d_j$ , the list of retrieved documents (obtained from LSI) is compared with the list of relevant documents (obtained from the matrix  $B$ ). The next step is to compute the values of precision at levels of recall 0.1, 0.2,  $\dots$ , 0.9, which constitutes a standard technique in the literature for evaluating a retrieval system. As an example, at the given level of recall 0.5 we have already obtained  $n_5$ , say, relevant documents which represent 50% of the entire list of relevant documents (actually, we obtained the first half of the list of documents obtained from  $B$ ). At the level of recall 0.5, the precision will be then the ratio between  $n_5$  and the number of documents,  $l_5$ , say, in the list returned by LSI, chosen so that

all the  $n_5$  relevant documents are contained in the first  $l_5$  elements of the ranked list of retrieved documents. In this way we compute the precision at recall 0.5 for every document  $d_j$ ,  $j = 1, \dots, d$ , and then, to obtain a global characterization of our retrieval system, we compute the mean value of precisions at recall 0.5 for all the documents. As the last step, we calculate the average precision characterizing our LSI retrieval system as the mean value of precisions at levels of recall 0.1, 0.2,  $\dots$ , 0.9.

The second measure used the co-occurrences of documents based on the classes-documents matrix. The similarity matrix  $Y = B^T B$  delivers us the co-occurrences of the vector columns in  $B$  based on the given UPSTO classification. We wanted to compare the similarity matrix  $X$  derived from LSI with this similarity matrix  $Y$  in order to see if the LSI derived classification is a convenient approximation of the original UPSTO classification. To this end, we computed the value of the norm

$$\left\| \frac{X}{\|X\|_F} - \frac{Y}{\|Y\|_F} \right\|_F, \quad (2)$$

where  $\|\cdot\|_F$  denotes the Frobenius norm defined in Section 2. We looked for its minimum as a function of  $k$ , the number of singular values.

We summarize the methods described above in the following algorithms:

**Algorithm 1.** Computation of the average precision:

**Input**

$$A = (A(i, j))_{\substack{i=1,t \\ j=1,d}} - (t \times d) \text{ matrix of terms and documents}$$

$$B = (B(l, j))_{\substack{l=1,c \\ j=1,d}} - (c \times d) \text{ matrix of classes and documents}$$

**Output**

$$AvP = (AvP(j, k)) - \text{matrix of average precisions for } j = 1, \dots, d \text{ and } k = 5, \dots, 500$$

**Loop**

**for**  $j = 1, \dots, d$

- $B(j) \leftarrow \frac{1}{\|B(j)\|} B(j)$ ; normalization of the column  $B(j)$  of  $B$
- $rB(j) \leftarrow B(j)^T B$ ;  $rB(j)$  is the vector of relevance for the document  $d_j$
- $nB(j) \leftarrow$  number of the strictly positive entries of the vector  $rB(j)$ ;  $nB(j)$  is the number of all relevant documents for the document-query  $d_j$

**end for**  $j$

**for**  $k = 5, \dots, 500$

- **perform SVD:**  $A = USV^T$
- **compute**  $A_k = U_k S_k V_k^T$  by retaining the largest  $k$  singular values
- **for**  $j = 1, \dots, d$ 
  - $A_k(j) \leftarrow \frac{1}{\|A_k(j)\|} A_k(j), j = 1, \dots, d;$   
normalization of each column  $A_k(j)$  of  $A_k$
  - $rA_k(j) \leftarrow A_k(j)^T A_k$
  - $nA_k rel(j) \leftarrow$  number of the strictly positive entries of the vector  $rA_k(j)$ ;  $nA_k rel(j)$  is the number of all documents retrieved for the document-query  $d_j$
  - $nA_k relret(j) \leftarrow$  number of documents  $d_i, i = 1, \dots, d$ , for which the cosine with the vector  $d_j$  is positive both in  $rB(j)$  and in  $rA_k(j)$ ;  $nA_k relret(j)$  is the number of relevant documents retrieved for the document-query  $d_j$
  - **for**  $s = 1, \dots, 9$ 
    - **compute** precision  $p(s, j)$  at levels of recall  $0.s$
    - **end for**  $s$
- $AvP(j, k) \leftarrow \frac{1}{9} \sum_{s=1}^9 p(s, j); AvP(j, k)$  is the mean average precision
- **end for**  $j$

**end for**  $k$

**return** the matrix  $AvP$  with the entries  $AvP(j, k)$

**Algorithm 2.** Computation of the norm in (2):

**Input**

$A = (A(i, j))_{\substack{i=1,t \\ j=1,d}} - (t \times d)$  matrix of terms and documents

$B = (B(l, j))_{\substack{l=1,c \\ j=1,d}} - (c \times d)$  matrix of classes and documents

**Output**

$f(k)$ , value of the norm in (2),  
for  $k = 5, \dots, 500$

**Loop**

$Y \leftarrow B^T B; Y$  is the similarity matrix

**for**  $k = 5, \dots, 500$

- **perform SVD:**  $A = USV^T$

- **compute**  $A_k = U_k S_k V_k^T$  by retaining the largest  $k$  singular values
  - **compute** the matrix  $X = A_k^T A_k$
  - **compute** the Frobenius norm
- $$f(k) = \left\| \frac{X}{\|X\|_F} - \frac{Y}{\|Y\|_F} \right\|_F$$

**end for**  $k$

The truncated SVD was computed in our experiments with the ARPACK++ software package (ARPACK, 2005), and we developed C++ software for the computation of similarity matrices and calculation of the two measures described above. The computer we used was an 1.60 GHz Intel(R) Pentium 4 CPU machine with 1.048.048 KB RAM.

## 4. Results and Discussion

Our major interest was to compare the performance of the traditional VSM with the retrieval performance of LSI, separately, for each of the ten classes and for different values of  $k$  (all our experiments were conducted for a range of values of  $k$  going from 40 to 500). Various results have been reported until now in the literature regarding the improvement in performance over the VSM, an average improvement of 30% being sometimes indicated. Although there is no evidence in the published literature that LSI can reliably be expected to deliver such a performance on any given collection (Deerwester *et al.*, 1990; Dumais, 1991; 1995), it is rather the LSI model that can almost always match the VSM, sometimes slightly outperforming it.

Any two systems that provide document retrieval can be compared by plotting their respective precision-recall curves on the same plot. In general, systems with higher precision across a wide range of recall values are superior, i.e., the higher the curve, the better. Our results confirm the claim that LSI can almost always match the VSM (see Figs. 1 and 2), sometimes slightly improving it, since from the total number of ten classes we noticed that LSI has slightly improved the VSM over seven of the classes (an average improvement of 5%), and has slightly harmed the retrieval result for one class (US class 330) with an average damage of 3% until the choice for  $k$  for the respective class reached the value 500. For other two classes LSI has performed slightly better for values of  $k$  less than 100 for one class (US class 703) and  $k = 200$  for the other (US class 329), and then worsened the retrieval for values greater than  $k = 100$  and  $k = 200$ , respectively. We add as a remark that for most of the seven classes, a slightly improved performance of LSI over the VSM was observed for any value of  $k$ , and two from these two classes (US classes 338 and 706) verified the assertion that LSI improves precision at higher levels of recall.

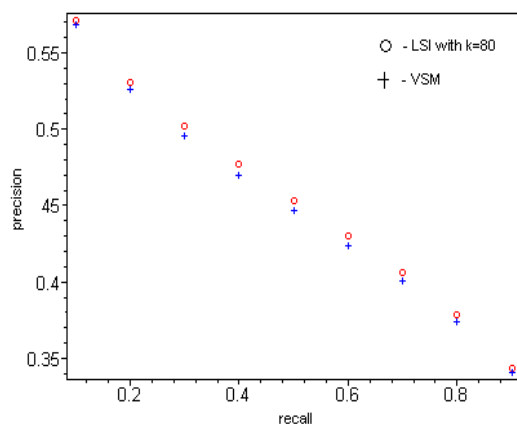


Fig. 1. LSI vs the VSM for the US class 331.

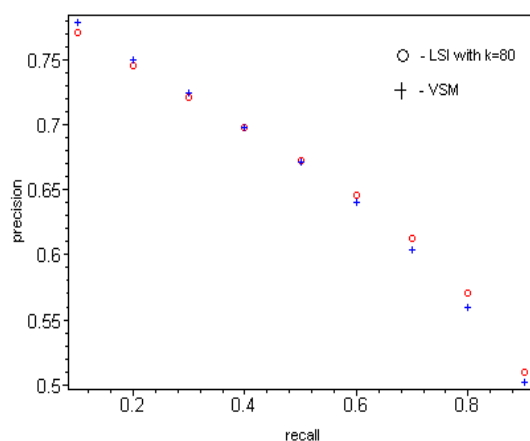


Fig. 2. LSI vs the VSM for the US class 706.

Another interesting aspect was determining the optimal value of singular values  $k$  which should be used in the truncation of SVD for obtaining the best results. Therefore, we plotted the average precision as a function of the number  $k$  of singular values for each of the ten classes. We expected to obtain the optimal values of  $k$  to lie between 100 and 300, as is reported in the literature, although in (Jessup and Martin, 2001) it was indicated that even for standard test collections for information retrieval like MED (a collection of a set of Medline articles on various medical topics (MED, 2005)) or TIME (a collection of articles from TIME magazine from 1963 (TIME, 2005)), a reasonable performance can be obtained only for  $k = 50$  for MED and for TIME in the range from 50 to 300, although the best performance is observed for dense or nearly dense matrices. Analyzing the plots, cf. Figs. 3, 5 and 7, we deduce that in our experiments and for our patent documents, a value of 80 singular values kept while truncating SVD suffices to assure us a good retrieval. For the classes we examined the average precision tends to decrease very slowly after reaching a maximum around 80–100 for some classes, or another tendency no-

ticed in the plots was that for some other classes the values of average precision strongly increase till  $k = 80$ –100 and then continue to increase further, although very slowly. Hence, we conclude that setting  $k = 80$  is a reasonable choice for our collection of patent documents.

This conclusion is strengthened by another measure we decided to use, that is, computing the similarities of vector documents in the classes-documents matrix, based on their co-occurrence in the same classes. We were interested in seeing how good “approximation” of the similarity matrix obtained from classification the LSI derived similarity matrix is. We calculated the expression in (2) for  $k$  ranging across the same values as in the experiments evaluating the average precision described above. Plotting the values obtained as a function of  $k$ , we notice that for each class the behaviour of the norm values in (2) mirrors the plot (with respect to the horizontal coordinate axis) of the corresponding class in the average precision experiments, as can be seen in Figs. 3–8. This “mirroring” appears since for the average precision experiments we were interested in maximizing the average precision, while in these experiments we were searching for a minimum of the norm values. Thus, using two different measures to evaluate the performance of LSI, we came to the same conclusion, namely, that the best choice for the value of  $k$ , the number of singular values in the truncation of SVD, is about  $k = 80$ .

## 5. Conclusions

We presented an empirical study of an unsupervised method for information retrieval, LSI based on SVD, a method which was mostly studied using some standard test collections in information retrieval. To the best of our knowledge, the performance of LSI has been studied on standard text collections which are often used in information retrieval, but we investigated the effectiveness of LSI in text retrieval by applying this method of automatic indexing to a special kind of real life documents, namely, patent documents. Since the documents had already been classified in the UPSTO, instead of the typical list with documents relevant to a given query, we used a classes-documents matrix specifying for each document in which class it had been classified (a matrix which is generally needed in supervised methods for classification). Based on this information regarding the classification of documents into classes, we constructed the corresponding lists of relevant documents for the set of queries (which, in our case, is actually the set of documents), and proceeded to analyze typical evaluation measures: precision and recall. On the other hand, we also evaluated the extent to which the similarities between the documents in the latent semantic space approximate the co-occurrences of documents in the same class in the USPTO classification.

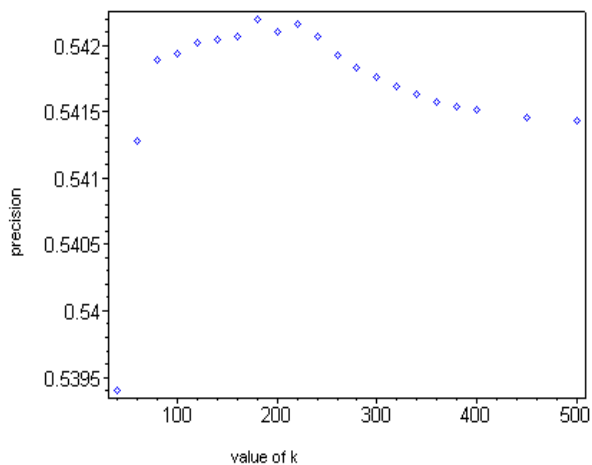


Fig. 3. Average precision for the US class 323.

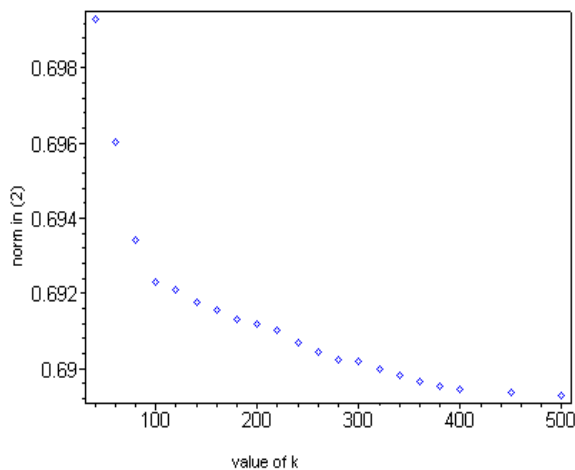


Fig. 6. Values of the norm in (2) for the US class 330.

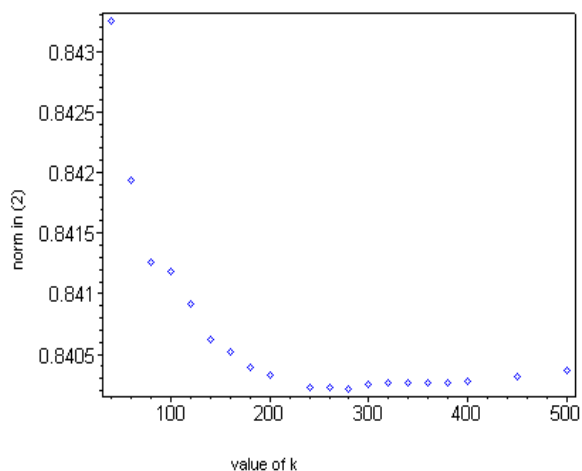


Fig. 4. Values of the norm in (2) for the US class 323.

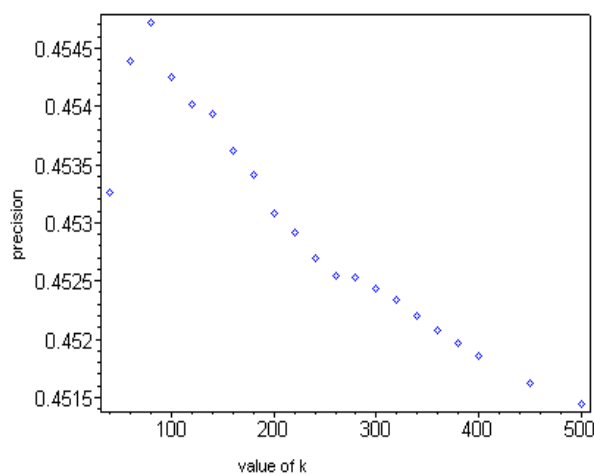


Fig. 7. Average precision for the US class 331.

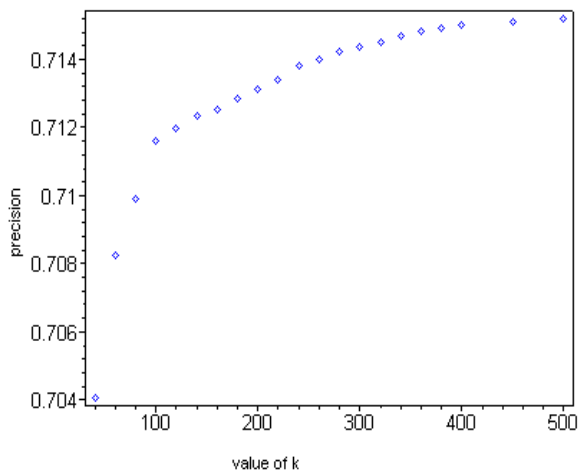


Fig. 5. Average precision for the US class 330.

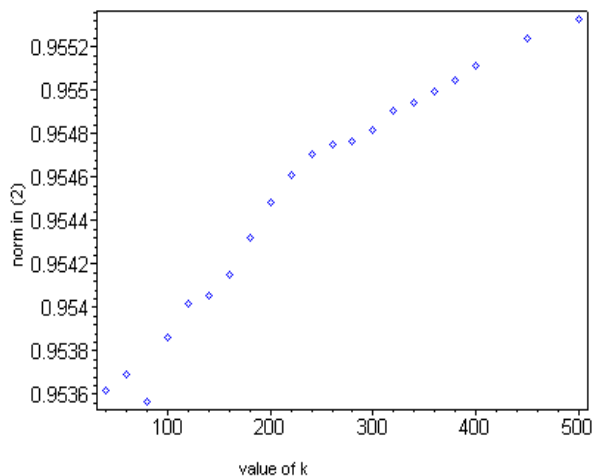


Fig. 8. Values of the norm in (2) for the US class 331.



Thus, we provided results using two different measures which produced the same behaviour for each of the classes investigated: although LSI improves very slightly on the VSM, the power of this tool for information retrieval is proved once again by applying it to patent documents and by managing with good performance to rediscover the previously made classification of these documents. We found that for the patent document collection used it is enough to use a number of 80 factors which span the latent semantic space (i.e., the number of singular values retained in the truncation of SVD), and this number is sufficient for acquiring satisfactory results in the retrieval process based on the LSI technique. As most of the researchers (including its inventors), we do not strongly recommend the LSI as an improved alternative and being far superior to the VSM. Although we obtained slightly better results than the VSM for some classes, the improvement in retrieval performance was modest.

Another method of information retrieval which may be applied in patent classification is with probabilistic latent semantic indexing (cf. Fuhr, 1989; 1992). This, however, is the subject of future research.

### Acknowledgments

The first author's work has been supported by the Federal Ministry for Economy and Technology (Germany) through the PRO INNO Program. We would like to thank Dr. Ulf Bauerschäfer from the firm IP Century AG ([www.ipcentury.com](http://www.ipcentury.com)) for providing us with patent documents data and for fruitful discussions, comments and cooperation in the project. Thanks are also due to two anonymous referees for valuable comments that improved the quality of the paper.

### References

- ARPACK (2005): *Arnoldi package*. — Available at: <http://www.ime.unicamp.br/~chico/arpack++>
- Bartell B.T., Cottrell G.W. and Belew R.K. (1992): *Latent semantic indexing is an optimal special case of multidimensional scaling*. — Proc. *ACM/SIGIR'92 Conf.*, Copenhagen, Denmark, pp.161–167.
- Berry M.W., Dumais S.T. and O'Brien G.W. (1995): *Using linear algebra for intelligent information retrieval*. — *SIAM Rev.*, Vol. 37, No. 4, pp. 573–595.
- Deerwester S., Dumais S.T., Furnas G.W., Landauer T.K. and Harshman R. (1990): *Indexing by latent semantic analysis*. — *J. Amer. Soc. Inf. Sci.*, Vol. 41, No. 6, pp. 391–407.
- Ding C.H.Q. (1999): *A similarity-based probability model for latent semantic indexing*. — Proc. *22nd ACM/SIGIR Conf.*, Berkeley, CA, pp. 58–65.
- Dumais S.T. (1991): *Improving the retrieval of information from external sources*. — *Behav. Res. Meth. Instrum. Comput.*, Vol. 23, No. 2, pp. 229–236.
- Dumais S.T. (1995): *Using LSI for information filtering: TREC-3 experiments*. — Proc. *3rd Text REtrieval Conf., TREC3*, Gaithersburg, MD, pp. 219–230.
- Fuhr N. (1989): *Models for retrieval with probabilistic indexing*. — *Inf. Process. Manag.*, Vol. 25, No. 1, pp. 55–72.
- Fuhr N. (1992): *Probabilistic models in information retrieval*. — *Comput. J.*, Vol. 35, No. 3, pp. 243–255.
- Hull D. (1994): *Improving text retrieval for the routing problem using latent semantic indexing*. — Proc. *17th ACM/SIGIR Conf.*, Dublin, Ireland, pp. 282–290.
- Hull D. (1996): *Stemming algorithms: A case study for detailed evaluation*. — *J. Amer. Soc. Inform. Sci.*, Vol. 47, No. 1, pp. 70–84.
- Jessup E.R. and Martin J.H. (2001): *Taking a new look at the latent semantic analysis approach to information retrieval*. — Proc. *SIAM Workshop Computational Information Retrieval*, Raleigh, NC, pp. 121–144.
- Kolda T.G. and O'Leary D.P. (1998): *A semidiscrete matrix decomposition for latent semantic indexing information retrieval*. — *ACM Trans. Inf. Syst. (TOIS)*, Vol. 16, No. 4, pp. 322–346.
- Landauer T.K., Foltz P. and Laham D. (1998): *Introduction to latent semantic analysis*. — *Discourse Processes*, Vol. 25, pp. 259–284.
- MED (2005): *Medlon collection*. — Available at: <ftp://ftp.cs.cornell.edu/pub/smart/med>
- Papadimitriou C.H., Raghavan P., Tamaki H. and Vempala S. (1998): *Latent semantic indexing: A probabilistic analysis*. — Proc. *Symp. Principles of Database Systems, PODS*, Seattle, Washington, pp. 150–168.
- PorterStemmer (2005): *The Porter stemming algorithm*. — Available at: <http://www.tartarus.org/~martin/PorterStemmer>
- Salton G. (1971): *The SMART Retrieval System: Experiments in Automatic Document Processing*. — Englewood Cliffs, NJ: Prentice Hall.
- Schütze H. (1992): *Dimensions of meaning*. — Proc. *Conf. Supercomputing '92*, Minneapolis, MN, pp. 787–796.
- Schütze, H. (1998): *Automatic word sense discrimination*. — *Comput. Linguist.*, Vol. 24, No. 1, pp. 97–124.
- SMART (2005): *SMART's English stoplist*. — Available at: <ftp://ftp.cs.cornell.edu/pub/smart/english.stop>

TIME (2005): *Time magazine collection*. — Available at:  
<ftp://ftp.cs.cornell.edu/pub/smart/time>

Story R.E. (1996): *An explanation of the effectiveness of Latent Semantic Indexing by means of a Bayesian regression model*. — *Inf. Process. Manag.*, Vol. 32, No. 3, pp. 329–344.

UPSTO (2005): *United States Patent and Trademark Office*. — Available at: <http://www.uspto.gov>

Zha H., Marques O. and Simon H. (1998): *A subspace-based model for information retrieval with applications in latent semantic indexing*. — *Proc. Conf. Irregular '98*, Berkeley, CA, pp. 29–42.

Received: 12 April 2005

Revised: 11 September 2005