

University of Nebraska - Lincoln

DigitalCommons@University of Nebraska - Lincoln

Kenneth Bloom Publications

Research Papers in Physics and Astronomy

3-23-2007

Lifetime Difference and CP -Violating Phase in the B_s^0 System

V. M. Abazov

Joint Institute for Nuclear Research, Dubna, Russia

Kenneth A. Bloom

University of Nebraska-Lincoln, kenbloom@unl.edu

Gregory R. Snow

University of Nebraska-Lincoln, gsnow1@unl.edu

D0 Collaboration

Follow this and additional works at: <https://digitalcommons.unl.edu/physicsbloom>



Part of the [Physics Commons](#)

Abazov, V. M.; Bloom, Kenneth A.; Snow, Gregory R.; and Collaboration, D0, "Lifetime Difference and CP -Violating Phase in the B_s^0 System" (2007). *Kenneth Bloom Publications*. 171.

<https://digitalcommons.unl.edu/physicsbloom/171>

This Article is brought to you for free and open access by the Research Papers in Physics and Astronomy at DigitalCommons@University of Nebraska - Lincoln. It has been accepted for inclusion in Kenneth Bloom Publications by an authorized administrator of DigitalCommons@University of Nebraska - Lincoln.

Lifetime Difference and CP -Violating Phase in the B_s^0 System

V. M. Abazov,³⁵ B. Abbott,⁷⁵ M. Abolins,⁶⁵ B. S. Acharya,²⁸ M. Adams,⁵¹ T. Adams,⁴⁹ E. Aguilo,⁵ S. H. Ahn,³⁰ M. Ahsan,⁵⁹ G. D. Alexeev,³⁵ G. Alkhazov,³⁹ A. Alton,⁶⁴ G. Alverson,⁶³ G. A. Alves,² M. Anastasoae,³⁴ L. S. Ancu,³⁴ T. Andeen,⁵³ S. Anderson,⁴⁵ B. Andrieu,¹⁶ M. S. Anzels,⁵³ Y. Arnaud,¹³ M. Arov,⁵² A. Askew,⁴⁹ B. Åsman,⁴⁰ A. C. S. Assis Jesus,³ O. Atramentov,⁴⁹ C. Autermann,²⁰ C. Avila,⁷ C. Ay,²³ F. Badaud,¹² A. Baden,⁶¹ L. Bagby,⁵² B. Baldin,⁵⁰ D. V. Bandurin,⁵⁹ P. Banerjee,²⁸ S. Banerjee,²⁸ E. Barberis,⁶³ A.-F. Barfuss,¹⁴ P. Bargassa,⁸⁰ P. Baringer,⁵⁸ C. Barnes,⁴³ J. Barreto,² J. F. Bartlett,⁵⁰ U. Bassler,¹⁶ D. Bauer,⁴³ S. Beale,⁵ A. Bean,⁵⁸ M. Begalli,³ M. Begel,⁷¹ C. Belanger-Champagne,⁴⁰ L. Bellantoni,⁵⁰ A. Bellavance,⁶⁷ J. A. Benitez,⁶⁵ S. B. Beri,²⁶ G. Bernardi,¹⁶ R. Bernhard,²² L. Berntzon,¹⁴ I. Bertram,⁴² M. Besançon,¹⁷ R. Beuselinck,⁴³ V. A. Bezzubov,³⁸ P. C. Bhat,⁵⁰ V. Bhatnagar,²⁶ M. Binder,²⁴ C. Biscarat,¹⁹ I. Blackler,⁴³ G. Blazey,⁵² F. Blekman,⁴³ S. Blessing,⁴⁹ D. Bloch,¹⁸ K. Bloom,⁶⁷ A. Boehnlein,⁵⁰ D. Boline,⁶² T. A. Bolton,⁵⁹ G. Borissov,⁴² K. Bos,³³ T. Bose,⁷⁷ A. Brandt,⁷⁸ R. Brock,⁶⁵ G. Brooijmans,⁷⁰ A. Bross,⁵⁰ D. Brown,⁷⁸ N. J. Buchanan,⁴⁹ D. Buchholz,⁵³ M. Buehler,⁸¹ V. Buescher,²² S. Burdin,⁵⁰ S. Burke,⁴⁵ T. H. Burnett,⁸² E. Busato,¹⁶ C. P. Buszello,⁴³ J. M. Butler,⁶² P. Calfayan,²⁴ S. Calvet,¹⁴ J. Cammin,⁷¹ S. Caron,³³ W. Carvalho,³ B. C. K. Casey,⁷⁷ N. M. Cason,⁵⁵ H. Castilla-Valdez,³² S. Chakrabarti,¹⁷ D. Chakraborty,⁵² K. Chan,⁵ K. M. Chan,⁷¹ A. Chandra,⁴⁸ F. Charles,¹⁸ E. Cheu,⁴⁵ F. Chevallier,¹³ D. K. Cho,⁶² S. Choi,³¹ B. Choudhary,²⁷ L. Christofek,⁷⁷ T. Christoudias,⁴³ D. Claes,⁶⁷ B. Clément,¹⁸ C. Clément,⁴⁰ Y. Coadou,⁵ M. Cooke,⁸⁰ W. E. Cooper,⁵⁰ M. Corcoran,⁸⁰ F. Couderc,¹⁷ M.-C. Cousinou,¹⁴ B. Cox,⁴⁴ S. Crépe-Renaudin,¹³ D. Cutts,⁷⁷ M. Cwiok,²⁹ H. da Motta,² A. Das,⁶² B. Davies,⁴² G. Davies,⁴³ K. De,⁷⁸ P. de Jong,³³ S. J. de Jong,³⁴ E. De La Cruz-Burelo,⁶⁴ C. De Oliveira Martins,³ J. D. Degenhardt,⁶⁴ F. Déliot,¹⁷ M. Demarteau,⁵⁰ R. Demina,⁷¹ D. Denisov,⁵⁰ S. P. Denisov,³⁸ S. Desai,⁵⁰ H. T. Diehl,⁵⁰ M. Diesburg,⁵⁰ M. Doidge,⁴² A. Dominguez,⁶⁷ H. Dong,⁷² L. V. Dudko,³⁷ L. Duflost,¹⁵ S. R. Dugad,²⁸ D. Duggan,⁴⁹ A. Duperrin,¹⁴ J. Dyer,⁶⁵ A. Dyshkant,⁵² M. Eads,⁶⁷ D. Edmunds,⁶⁵ J. Ellison,⁴⁸ V. D. Elvira,⁵⁰ Y. Enari,⁷⁷ S. Eno,⁶¹ P. Ermolov,³⁷ H. Evans,⁵⁴ A. Evdokimov,³⁶ V. N. Evdokimov,³⁸ A. V. Ferapontov,⁵⁹ T. Ferbel,⁷¹ F. Fiedler,²⁴ F. Filthaut,³⁴ W. Fisher,⁵⁰ H. E. Fisk,⁵⁰ M. Ford,⁴⁴ M. Fortner,⁵² H. Fox,²² S. Fu,⁵⁰ S. Fuess,⁵⁰ T. Gadfort,⁸² C. F. Galea,³⁴ E. Gallas,⁵⁰ E. Galyaev,⁵⁵ C. Garcia,⁷¹ A. Garcia-Bellido,⁸² V. Gavrilov,³⁶ P. Gay,¹² W. Geist,¹⁸ D. Gelé,¹⁸ C. E. Gerber,⁵¹ Y. Gershtein,⁴⁹ D. Gillberg,⁵ G. Ginther,⁷¹ N. Gollub,⁴⁰ B. Gómez,⁷ A. Goussiou,⁵⁵ P. D. Grannis,⁷² H. Greenlee,⁵⁰ Z. D. Greenwood,⁶⁰ E. M. Gregores,⁴ G. Grenier,¹⁹ Ph. Gris,¹² J.-F. Grivaz,¹⁵ A. Grohsjean,²⁴ S. Grünendahl,⁵⁰ M. W. Grünewald,²⁹ F. Guo,⁷² J. Guo,⁷² G. Gutierrez,⁵⁰ P. Gutierrez,⁷⁵ A. Haas,⁷⁰ N. J. Hadley,⁶¹ P. Haefner,²⁴ S. Hagopian,⁴⁹ J. Haley,⁶⁸ I. Hall,⁷⁵ R. E. Hall,⁴⁷ L. Han,⁶ K. Hanagaki,⁵⁰ P. Hansson,⁴⁰ K. Harder,⁴⁴ A. Harel,⁷¹ R. Harrington,⁶³ J. M. Hauptman,⁵⁷ R. Hauser,⁶⁵ J. Hays,⁴³ T. Hebbeker,²⁰ D. Hedin,⁵² J. G. Hegeman,³³ J. M. Heinmiller,⁵¹ A. P. Heinson,⁴⁸ U. Heintz,⁶² C. Hensel,⁵⁸ K. Herner,⁷² G. Hesketh,⁶³ M. D. Hildreth,⁵⁵ R. Hirosky,⁸¹ J. D. Hobbs,⁷² B. Hoeneisen,¹¹ H. Hoeth,²⁵ M. Hohlfield,¹⁵ S. J. Hong,³⁰ R. Hooper,⁷⁷ P. Houben,³³ Y. Hu,⁷² Z. Hubacek,⁹ V. Hynek,⁸ I. Iashvili,⁶⁹ R. Illingworth,⁵⁰ A. S. Ito,⁵⁰ S. Jabeen,⁶² M. Jaffré,¹⁵ S. Jain,⁷⁵ K. Jakobs,²² C. Jarvis,⁶¹ A. Jenkins,⁴³ R. Jesik,⁴³ K. Johns,⁴⁵ C. Johnson,⁷⁰ M. Johnson,⁵⁰ A. Jonckheere,⁵⁰ P. Jonsson,⁴³ A. Juste,⁵⁰ D. Käfer,²⁰ S. Kahn,⁷³ E. Kajfasz,¹⁴ A. M. Kalinin,³⁵ J. M. Kalk,⁶⁰ J. R. Kalk,⁶⁵ S. Kappler,²⁰ D. Karmanov,³⁷ J. Kasper,⁶² P. Kasper,⁵⁰ I. Katsanos,⁷⁰ D. Kau,⁴⁹ R. Kaur,²⁶ R. Kehoe,⁷⁹ S. Kermiche,¹⁴ N. Khalatyan,⁶² A. Khanov,⁷⁶ A. Kharchilava,⁶⁹ Y. M. Kharzheev,³⁵ D. Khatidze,⁷⁰ H. Kim,³¹ T. J. Kim,³⁰ M. H. Kirby,³⁴ B. Klima,⁵⁰ J. M. Kohli,²⁶ J.-P. Konrath,²² M. Kopal,⁷⁵ V. M. Korablev,³⁸ J. Kotcher,⁷³ B. Kothari,⁷⁰ A. Koubarovsky,³⁷ A. V. Kozelov,³⁸ D. Krop,⁵⁴ A. Kryemadhi,⁸¹ T. Kuhl,²³ A. Kumar,⁶⁹ S. Kunori,⁶¹ A. Kupco,¹⁰ T. Kurča,¹⁹ J. Kvita,⁸ D. Lam,⁵⁵ S. Lammers,⁷⁰ G. Landsberg,⁷⁷ J. Lazoflores,⁴⁹ P. Lebrun,¹⁹ W. M. Lee,⁵⁰ A. Leflat,³⁷ F. Lehner,⁴¹ V. Lesne,¹² J. Leveque,⁴⁵ P. Lewis,⁴³ J. Li,⁷⁸ L. Li,⁴⁸ Q. Z. Li,⁵⁰ S. M. Lietti,⁴ J. G. R. Lima,⁵² D. Lincoln,⁵⁰ J. Linnemann,⁶⁵ V. V. Lipaev,³⁸ R. Lipton,⁵⁰ Z. Liu,⁵ L. Lobo,⁴³ A. Lobodenko,³⁹ M. Lokajicek,¹⁰ A. Lounis,¹⁸ P. Love,⁴² H. J. Lubatti,⁸² M. Lynker,⁵⁵ A. L. Lyon,⁵⁰ A. K. A. Maciel,² R. J. Madaras,⁴⁶ P. Mättig,²⁵ C. Magass,²⁰ A. Magerkurth,⁶⁴ N. Makovec,¹⁵ P. K. Mal,⁵⁵ H. B. Malbouisson,³ S. Malik,⁶⁷ V. L. Malyshev,³⁵ H. S. Mao,⁵⁰ Y. Maravin,⁵⁹ B. Martin,¹³ R. McCarthy,⁷² A. Melnitchouk,⁶⁶ A. Mendes,¹⁴ L. Mendoza,⁷ P. G. Mercadante,⁴ M. Merkin,³⁷ K. W. Merritt,⁵⁰ A. Meyer,²⁰ J. Meyer,²¹ M. Michaut,¹⁷ H. Miettinen,⁸⁰ T. Millet,¹⁹ J. Mitrevski,⁷⁰ J. Molina,³ R. K. Mommsen,⁴⁴ N. K. Mondal,²⁸ J. Monk,⁴⁴ R. W. Moore,⁵ T. Moulík,⁵⁸ G. S. Muanza,¹⁹ M. Mulders,⁵⁰ M. Mulhearn,⁷⁰ O. Mundal,²² L. Mundim,³ E. Nagy,¹⁴ M. Naimuddin,⁵⁰ M. Narain,⁷⁷ N. A. Naumann,³⁴ H. A. Neal,⁶⁴ J. P. Negret,⁷ P. Neustroev,³⁹ H. Nilsen,²² C. Noeding,²² A. Nomerotski,⁵⁰ S. F. Novaes,⁴ T. Nunnemann,²⁴ V. O'Dell,⁵⁰ D. C. O'Neil,⁵ G. Obrant,³⁹ C. Ochando,¹⁵ V. Oguri,³ N. Oliveira,³ D. Onoprienko,⁵⁹ N. Oshima,⁵⁰ J. Osta,⁵⁵ R. Otec,⁹ G. J. Otero y Garzón,⁵¹ M. Owen,⁴⁴ P. Padley,⁸⁰ M. Pangilinan,⁶² N. Parashar,⁵⁶ S.-J. Park,⁷¹ S. K. Park,³⁰ J. Parsons,⁷⁰ R. Partridge,⁷⁷ N. Parua,⁷²

A. Patwa,⁷³ G. Pawloski,⁸⁰ P. M. Perea,⁴⁸ K. Peters,⁴⁴ Y. Peters,²⁵ P. Pétrouff,¹⁵ M. Petteni,⁴³ R. Piegaia,¹ J. Piper,⁶⁵ M.-A. Pleier,²¹ P. L. M. Podesta-Lerma,³² V. M. Podstavkov,⁵⁰ Y. Pogorelov,⁵⁵ M.-E. Pol,² A. Pompoš,⁷⁵ B. G. Pope,⁶⁵ A. V. Popov,³⁸ C. Potter,⁵ W. L. Prado da Silva,³ H. B. Prosper,⁴⁹ S. Protopopescu,⁷³ J. Qian,⁶⁴ A. Quadt,²¹ B. Quinn,⁶⁶ M. S. Rangel,² K. J. Rani,²⁸ K. Ranjan,²⁷ P. N. Ratoff,⁴² P. Renkel,⁷⁹ S. Reucroft,⁶³ M. Rijssenbeek,⁷² I. Ripp-Baudot,¹⁸ F. Rizatdinova,⁷⁶ S. Robinson,⁴³ R. F. Rodrigues,³ C. Royon,¹⁷ P. Rubinov,⁵⁰ R. Ruchti,⁵⁵ G. Sajot,¹³ A. Sánchez-Hernández,³² M. P. Sanders,¹⁶ A. Santoro,³ G. Savage,⁵⁰ L. Sawyer,⁶⁰ T. Scanlon,⁴³ D. Schaile,²⁴ R. D. Schamberger,⁷² Y. Scheglov,³⁹ H. Schellman,⁵³ P. Schieferdecker,²⁴ C. Schmitt,²⁵ C. Schwanenberger,⁴⁴ A. Schwartzman,⁶⁸ R. Schwienhorst,⁶⁵ J. Sekaric,⁴⁹ S. Sengupta,⁴⁹ H. Severini,⁷⁵ E. Shabalina,⁵¹ M. Shamim,⁵⁹ V. Shary,¹⁷ A. A. Shchukin,³⁸ R. K. Shivpuri,²⁷ D. Shpakov,⁵⁰ V. Siccaldi,¹⁸ R. A. Sidwell,⁵⁹ V. Simak,⁹ V. Sirotenko,⁵⁰ P. Skubic,⁷⁵ P. Slattery,⁷¹ D. Smirnov,⁵⁵ R. P. Smith,⁵⁰ G. R. Snow,⁶⁷ J. Snow,⁷⁴ S. Snyder,⁷³ S. Söldner-Rembold,⁴⁴ L. Sonnenschein,¹⁶ A. Sopczak,⁴² M. Sosebee,⁷⁸ K. Soustruznik,⁸ M. Souza,² B. Spurlock,⁷⁸ J. Stark,¹³ J. Steele,⁶⁰ V. Stolin,³⁶ A. Stone,⁵¹ D. A. Stoyanova,³⁸ J. Strandberg,⁶⁴ S. Strandberg,⁴⁰ M. A. Strang,⁶⁹ M. Strauss,⁷⁵ R. Ströhmer,²⁴ D. Strom,⁵³ M. Strovink,⁴⁶ L. Stutte,⁵⁰ S. Sumowidagdo,⁴⁹ P. Svoisky,⁵⁵ A. Sznajder,³ M. Talby,¹⁴ P. Tamburello,⁴⁵ W. Taylor,⁵ P. Telford,⁴⁴ J. Temple,⁴⁵ B. Tiller,²⁴ F. Tissandier,¹² M. Titov,²² V. V. Tokmenin,³⁵ M. Tomoto,⁵⁰ T. Toole,⁶¹ I. Torchiani,²² T. Trefzger,²³ S. Trincaz-Duvoid,¹⁶ D. Tsybychev,⁷² B. Tuchming,¹⁷ C. Tully,⁶⁸ P. M. Tuts,⁷⁰ R. Unalan,⁶⁵ L. Uvarov,³⁹ S. Uvarov,³⁹ S. Uzunyan,⁵² B. Vachon,⁵ P. J. van den Berg,³³ B. van Eijk,³⁵ R. Van Kooten,⁵⁴ W. M. van Leeuwen,³³ N. Varelas,⁵¹ E. W. Varnes,⁴⁵ A. Vartapetian,⁷⁸ I. A. Vasilyev,³⁸ M. Vaupel,²⁵ P. Verdier,¹⁹ L. S. Vertogradov,³⁵ M. Verzocchi,⁵⁰ F. Villeneuve-Seguié,⁴³ P. Vint,⁴³ J.-R. Vlimant,¹⁶ E. Von Toerne,⁵⁹ M. Voutilainen,⁶⁷ M. Vreeswijk,³³ H. D. Wahl,⁴⁹ L. Wang,⁶¹ M. H. L. S Wang,⁵⁰ J. Warchol,⁵⁵ G. Watts,⁸² M. Wayne,⁵⁵ G. Weber,²³ M. Weber,⁵⁰ H. Weerts,⁶⁵ A. Wenger,²² N. Wermes,²¹ M. Wetstein,⁶¹ A. White,⁷⁸ D. Wicke,²⁵ G. W. Wilson,⁵⁸ S. J. Wimpenny,⁴⁸ M. Wobisch,⁵⁰ D. R. Wood,⁶³ T. R. Wyatt,⁴⁴ Y. Xie,⁷⁷ S. Yacoub,⁵³ R. Yamada,⁵⁰ M. Yan,⁶¹ T. Yasuda,⁵⁰ Y. A. Yatsunenko,³⁵ K. Yip,⁷³ H. D. Yoo,⁷⁷ S. W. Youn,⁵³ C. Yu,¹³ J. Yu,⁷⁸ A. Yurkewicz,⁷² A. Zatserklyaniy,⁵² C. Zeitnitz,²⁵ D. Zhang,⁵⁰ T. Zhao,⁸² B. Zhou,⁶⁴ J. Zhu,⁷² M. Zielinski,⁷¹ D. Zieminska,⁵⁴ A. Zieminski,⁵⁴ V. Zutshi,⁵² and E. G. Zverev³⁷

(D0 Collaboration)

¹Universidad de Buenos Aires, Buenos Aires, Argentina²LAFEX, Centro Brasileiro de Pesquisas Físicas, Rio de Janeiro, Brazil³Universidade do Estado do Rio de Janeiro, Rio de Janeiro, Brazil⁴Instituto de Física Teórica, Universidade Estadual Paulista, São Paulo, Brazil⁵University of Alberta, Edmonton, Alberta, Canada,

Simon Fraser University, Burnaby, British Columbia, Canada,

York University, Toronto, Ontario, Canada,

and McGill University, Montreal, Quebec, Canada

⁶University of Science and Technology of China, Hefei, People's Republic of China⁷Universidad de los Andes, Bogotá, Colombia⁸Center for Particle Physics, Charles University, Prague, Czech Republic⁹Czech Technical University, Prague, Czech Republic¹⁰Center for Particle Physics, Institute of Physics, Academy of Sciences of the Czech Republic, Prague, Czech Republic¹¹Universidad San Francisco de Quito, Quito, Ecuador¹²Laboratoire de Physique Corpusculaire, IN2P3-CNRS, Université Blaise Pascal, Clermont-Ferrand, France¹³Laboratoire de Physique Subatomique et de Cosmologie, IN2P3-CNRS, Université de Grenoble I, Grenoble, France¹⁴CPPM, IN2P3-CNRS, Université de la Méditerranée, Marseille, France¹⁵Laboratoire de l'Accélérateur Linéaire, IN2P3-CNRS et Université Paris-Sud, Orsay, France¹⁶LPNHE, IN2P3-CNRS, Universités Paris VI and VII, Paris, France¹⁷DAPNIA/Service de Physique des Particules, CEA, Saclay, France¹⁸IPHC, IN2P3-CNRS, Université Louis Pasteur, Strasbourg, France,

and Université de Haute Alsace, Mulhouse, France

¹⁹IPNL, Université Lyon 1, CNRS/IN2P3, Villeurbanne, France

and Université de Lyon, Lyon, France

²⁰III. Physikalisches Institut A, RWTH Aachen, Aachen, Germany²¹Physikalisches Institut, Universität Bonn, Bonn, Germany²²Physikalisches Institut, Universität Freiburg, Freiburg, Germany²³Institut für Physik, Universität Mainz, Mainz, Germany²⁴Ludwig-Maximilians-Universität München, München, Germany²⁵Fachbereich Physik, University of Wuppertal, Wuppertal, Germany

- ²⁶Panjab University, Chandigarh, India
²⁷Delhi University, Delhi, India
²⁸Tata Institute of Fundamental Research, Mumbai, India
²⁹University College Dublin, Dublin, Ireland
³⁰Korea Detector Laboratory, Korea University, Seoul, Korea
³¹SungKyunKwan University, Suwon, Korea
³²CINVESTAV, Mexico City, Mexico
³³FOM-Institute NIKHEF and University of Amsterdam/NIKHEF, Amsterdam, The Netherlands
³⁴Radboud University Nijmegen/NIKHEF, Nijmegen, The Netherlands
³⁵Joint Institute for Nuclear Research, Dubna, Russia
³⁶Institute for Theoretical and Experimental Physics, Moscow, Russia
³⁷Moscow State University, Moscow, Russia
³⁸Institute for High Energy Physics, Protvino, Russia
³⁹Petersburg Nuclear Physics Institute, St. Petersburg, Russia
⁴⁰Lund University, Lund, Sweden,
Royal Institute of Technology and Stockholm University, Stockholm, Sweden,
and Uppsala University, Uppsala, Sweden
⁴¹Physik Institut der Universität Zürich, Zürich, Switzerland
⁴²Lancaster University, Lancaster, United Kingdom
⁴³Imperial College, London, United Kingdom
⁴⁴University of Manchester, Manchester, United Kingdom
⁴⁵University of Arizona, Tucson, Arizona 85721, USA
⁴⁶Lawrence Berkeley National Laboratory and University of California, Berkeley, California 94720, USA
⁴⁷California State University, Fresno, California 93740, USA
⁴⁸University of California, Riverside, California 92521, USA
⁴⁹Florida State University, Tallahassee, Florida 32306, USA
⁵⁰Fermi National Accelerator Laboratory, Batavia, Illinois 60510, USA
⁵¹University of Illinois at Chicago, Chicago, Illinois 60607, USA
⁵²Northern Illinois University, DeKalb, Illinois 60115, USA
⁵³Northwestern University, Evanston, Illinois 60208, USA
⁵⁴Indiana University, Bloomington, Indiana 47405, USA
⁵⁵University of Notre Dame, Notre Dame, Indiana 46556, USA
⁵⁶Purdue University Calumet, Hammond, Indiana 46323, USA
⁵⁷Iowa State University, Ames, Iowa 50011, USA
⁵⁸University of Kansas, Lawrence, Kansas 66045, USA
⁵⁹Kansas State University, Manhattan, Kansas 66506, USA
⁶⁰Louisiana Tech University, Ruston, Louisiana 71272, USA
⁶¹University of Maryland, College Park, Maryland 20742, USA
⁶²Boston University, Boston, Massachusetts 02215, USA
⁶³Northeastern University, Boston, Massachusetts 02115, USA
⁶⁴University of Michigan, Ann Arbor, Michigan 48109, USA
⁶⁵Michigan State University, East Lansing, Michigan 48824, USA
⁶⁶University of Mississippi, University, Mississippi 38677, USA
⁶⁷University of Nebraska, Lincoln, Nebraska 68588, USA
⁶⁸Princeton University, Princeton, New Jersey 08544, USA
⁶⁹State University of New York, Buffalo, New York 14260, USA
⁷⁰Columbia University, New York, New York 10027, USA
⁷¹University of Rochester, Rochester, New York 14627, USA
⁷²State University of New York, Stony Brook, New York 11794, USA
⁷³Brookhaven National Laboratory, Upton, New York 11973, USA
⁷⁴Langston University, Langston, Oklahoma 73050, USA
⁷⁵University of Oklahoma, Norman, Oklahoma 73019, USA
⁷⁶Oklahoma State University, Stillwater, Oklahoma 74078, USA
⁷⁷Brown University, Providence, Rhode Island 02912, USA
⁷⁸University of Texas, Arlington, Texas 76019, USA
⁷⁹Southern Methodist University, Dallas, Texas 75275, USA
⁸⁰Rice University, Houston, Texas 77005, USA
⁸¹University of Virginia, Charlottesville, Virginia 22901, USA
⁸²University of Washington, Seattle, Washington 98195, USA

(Received 10 January 2007; published 21 March 2007)

From an analysis of the decay $B_s^0 \rightarrow J/\psi\phi$, we obtain the width difference between the light and heavy mass eigenstates $\Delta\Gamma \equiv (\Gamma_L - \Gamma_H) = 0.17 \pm 0.09(\text{stat}) \pm 0.02(\text{syst}) \text{ ps}^{-1}$ and the CP -violating phase $\phi_s = -0.79 \pm 0.56(\text{stat})_{-0.01}^{+0.14}(\text{syst})$. Under the hypothesis of no CP violation ($\phi_s \equiv 0$), we obtain $1/\bar{\Gamma} = \bar{\tau}(B_s^0) = 1.52 \pm 0.08(\text{stat})_{-0.03}^{+0.01}(\text{syst}) \text{ ps}$ and $\Delta\Gamma = 0.12_{-0.10}^{+0.08}(\text{stat}) \pm 0.02(\text{syst}) \text{ ps}^{-1}$. The data sample corresponds to an integrated luminosity of about 1.1 fb^{-1} accumulated with the D0 detector at the Fermilab Tevatron collider. This is the first direct measurement of the CP -violating mixing phase in the B_s^0 system.

DOI: 10.1103/PhysRevLett.98.121801

PACS numbers: 13.25.Hw, 11.30.Er, 14.40.Nd

In the standard model (SM), the light (L) and heavy (H) eigenstates of the mixed B_s^0 system are expected to have a sizable mass and decay width difference $\Delta M \equiv M_H - M_L$ and $\Delta\Gamma \equiv \Gamma_L - \Gamma_H$. The CP -violating phase, defined as the relative phase of the off-diagonal elements of the mass and decay matrices in the B_s^0 - \bar{B}_s^0 basis, is predicted to be small. Thus, to a good approximation, the two mass eigenstates are expected to be CP eigenstates. New phenomena may alter the CP -violating mixing phase ϕ_s , leading to a reduction of the observed $\Delta\Gamma$ compared to the SM prediction [1] $\Delta\Gamma_{\text{SM}}: \Delta\Gamma \approx \Delta\Gamma_{\text{SM}} \times \cos\phi_s$. While the mass difference has recently been measured to high precision [2,3], the CP -violating phase remains unknown.

The decay $B_s^0 \rightarrow J/\psi\phi$, proceeding through the quark process $b \rightarrow c\bar{c}s$, gives rise to both CP -even and CP -odd final states. It is possible to separate the two CP components of the decay $B_s^0 \rightarrow J/\psi\phi$, and thus to measure the lifetime difference, through a study of the time-dependent angular distribution of the decay products of the J/ψ and ϕ mesons. Moreover, with a sizable lifetime difference, there is sensitivity to the mixing phase through the interference terms between the CP -even and CP -odd waves.

Previous analyses [4,5] of the decay chain $B_s^0 \rightarrow J/\psi\phi$, $J/\psi \rightarrow \mu^+\mu^-$, $\phi \rightarrow K^+K^-$ extracted the average lifetime of the B_s^0 system $\bar{\tau} = 1/\bar{\Gamma}$, where $\bar{\Gamma} \equiv (\Gamma_H + \Gamma_L)/2$, and $\Delta\Gamma/\bar{\Gamma}$ under the assumption of CP conservation. Here we present new D0 results, based on a twofold increase in statistics. In addition to $\bar{\tau}$ and $\Delta\Gamma$, we extract for the first time the CP -violating phase ϕ_s . We also measure the magnitudes of the decay amplitudes and their relative phases. The data, collected with the D0 detector [6] between June 2002 and January 2006, correspond to an integrated luminosity of about 1.1 fb^{-1} .

Events triggered by the presence of at least one muon are required to include two reconstructed muons of opposite charge, with a momentum in the plane transverse to the beam greater than 1.5 GeV and pseudorapidity $|\eta| < 2$. ($\eta = -\ln[\tan(\Theta/2)]$, and Θ is the polar angle with respect to the proton beam direction.) Each muon is required to be detected as a track segment in at least one of the three layers of the muon system and to be matched to a central track. At least one muon is required to have segments both inside and outside the toroid magnet.

To select the B_s^0 candidate sample, we set the minimum values of momenta in the transverse plane for B_s^0 , ϕ , and K meson candidates at 6.0, 1.5, and 0.7 GeV, respectively.

J/ψ candidates are accepted if the invariant mass of the muon pair is in the range 2.9–3.3 GeV. Successful candidates are constrained to the world average mass of the J/ψ meson [7]. Decay products of the ϕ candidates are required to satisfy a fit to a common vertex and to have an invariant mass in the range 1.01–1.03 GeV. We require the $(J/\psi, \phi)$ pair to be consistent with coming from a common vertex and to have an invariant mass in the range 5.0–5.8 GeV. In the case of multiple ϕ meson candidates, we select the one with the highest transverse momentum. Monte Carlo (MC) studies show that the p_T spectrum of the ϕ mesons coming from B_s^0 decay is harder than the spectrum of a pair of random tracks from hadronization. We define the signed decay length of a B_s^0 meson L_{xy}^B as the vector pointing from the primary vertex to the decay vertex projected on the B_s^0 transverse momentum. To reconstruct the primary vertex, we select tracks with $p_T > 0.3 \text{ GeV}$ that are not used as decay products of the B_s^0 candidate and apply a constraint to the average beam spot position. The proper decay length ct is defined by the relation $ct = L_{xy}^B \cdot M_{B_s^0}/p_T$, where $M_{B_s^0}$ is the measured mass of the B_s^0 candidate. The distribution of the proper decay length uncertainty $\sigma(ct)$ of B_s^0 mesons peaks around $25 \mu\text{m}$. We accept events with $\sigma(ct) < 60 \mu\text{m}$. The invariant mass distribution of the accepted 23 343 candidates is shown in Fig. 1. The curves are

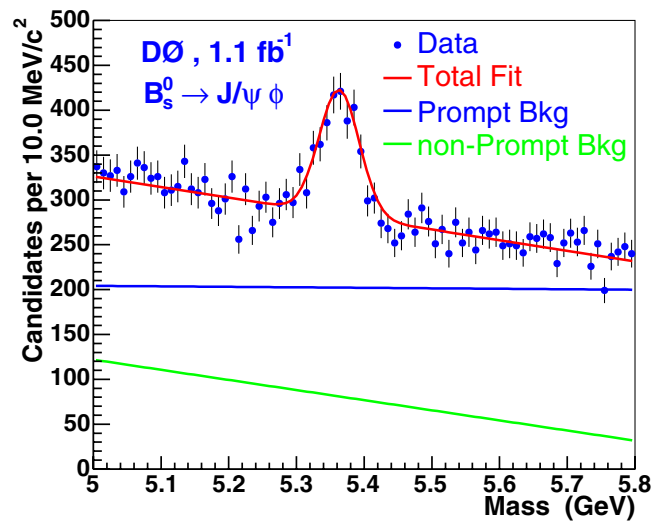


FIG. 1 (color online). The invariant mass distribution of the $(J/\psi, \phi)$ system for B_s^0 candidates. The curves are projections of the maximum likelihood fit (see text).

projections of the maximum likelihood fit, described below. The fit assigns $1039 \pm 45(\text{stat})$ events to the B_s^0 decay.

We perform a simultaneous unbinned maximum likelihood fit to the proper decay length, three decay angles, and mass. The likelihood function \mathcal{L} is given by

$$\mathcal{L} = \prod_{i=1}^N [f_{\text{sig}} \mathcal{F}_{\text{sig}}^i + (1 - f_{\text{sig}}) \mathcal{F}_{\text{bck}}^i], \quad (1)$$

where N is the total number of events, and f_{sig} is the fraction of signal in the sample. The function $\mathcal{F}_{\text{sig}}^i$ describes the distribution of the signal in mass, proper decay length, and the decay angles. For the signal mass distribution, we use a Gaussian function with free mean and width. The proper decay length distribution of the L or H component of the signal is parametrized by an exponential convoluted with a Gaussian function with the width taken

$$\begin{aligned} \frac{d^3\Gamma(t)}{d\cos\theta d\varphi d\cos\psi} &\propto 2|A_0(0)|^2 \mathcal{T}_+ \cos^2\psi (1 - \sin^2\theta \cos^2\varphi) + \sin^2\psi \{ |A_{\parallel}(0)|^2 \mathcal{T}_+ (1 - \sin^2\theta \sin^2\varphi) + |A_{\perp}(0)|^2 \mathcal{T}_- \sin^2\theta \} \\ &+ \frac{1}{\sqrt{2}} \sin 2\psi |A_0(0)| |A_{\parallel}(0)| \cos(\delta_2 - \delta_1) \mathcal{T}_+ \sin^2\theta \sin 2\varphi \\ &+ \left\{ \frac{1}{\sqrt{2}} |A_0(0)| |A_{\perp}(0)| \cos\delta_2 \sin 2\psi \sin 2\theta \cos\varphi - |A_{\parallel}(0)| |A_{\perp}(0)| \cos\delta_1 \sin^2\psi \sin 2\theta \sin\varphi \right\} \\ &\times \frac{1}{2} (e^{-\Gamma_H t} - e^{-\Gamma_L t}) \sin\phi_s, \end{aligned} \quad (2)$$

where $\mathcal{T}_{+/-} = \frac{1}{2} [(1 \pm \cos\phi_s) e^{-\Gamma_L t} + (1 \mp \cos\phi_s) e^{-\Gamma_H t}]$.

In the coordinate system of the J/ψ rest frame [where the ϕ meson moves in the x direction, the z axis is perpendicular to the decay plane of $\phi \rightarrow K^+ K^-$, and $p_y(K^+) \geq 0$], the transversity polar and azimuthal angles (θ , φ) describe the direction of the μ^+ , and ψ is the angle between $\vec{p}(K^+)$ and $-\vec{p}(J/\psi)$ in the ϕ rest frame.

We model the acceptance and resolution in the three angles by fits using polynomial functions, with parameters determined using Monte Carlo simulations. We have used the SVV_HELAMP model in the EVTGEN generator [9], interfaced to the PYTHIA program [10]. Simulated events

TABLE I. Maximum likelihood fit results. Sign ambiguities are discussed in the text.

Observable	CP conserved $\mathcal{L} \equiv \mathcal{L}_0$	Free ϕ_s $\mathcal{L} = \mathcal{L}_0 + 1.0$
$\Delta\Gamma(\text{ps}^{-1})$	$0.12_{-0.10}^{+0.08}$	0.17 ± 0.09
$\frac{1}{\bar{\Gamma}} = \bar{\tau}(\text{ps})$	1.52 ± 0.08	1.49 ± 0.08
ϕ_s	$\equiv 0$	-0.79 ± 0.56
$ A_0(0) ^2 - A_{\parallel}(0) ^2$	0.38 ± 0.05	0.37 ± 0.06
$A_{\perp}(0)$	0.45 ± 0.05	0.46 ± 0.06
$\delta_1 - \delta_2$	2.6 ± 0.4	2.6 ± 0.4
δ_1	...	3.3 ± 1.0
δ_2	...	0.7 ± 1.1

from the event-by-event estimate of $\sigma(ct)$. $\mathcal{F}_{\text{bck}}^i$ is the product of the background mass, proper decay length, and angular probability density functions. Background is divided into two categories. A ‘‘prompt’’ background is due to directly produced J/ψ mesons accompanied by random tracks arising from hadronization. This background is distinguished from a ‘‘nonprompt’’ background, where the J/ψ meson is a product of a B hadron decay while the tracks forming the ϕ candidate emanate from a multibody decay of the same B hadron or from hadronization.

The time evolution of the angular distribution of the products of the decay of *flavor untagged* B_s^0 mesons, i.e., summed over B_s^0 and \bar{B}_s^0 , expressed in terms of the linear polarization amplitudes A_x and their relative phases δ_i is [8]

were reweighted to match the kinematic distributions observed in the data.

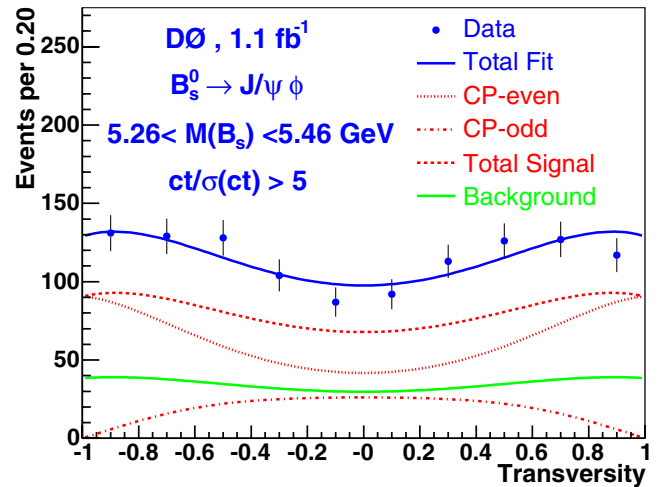


FIG. 2 (color online). The transversity polar angle distribution for the signal-enhanced subsample: $ct/\sigma(ct) > 5$ and signal mass range. The curves show the total signal contribution [dashed (red) curve], the CP -even (dotted curve) and CP -odd (dashed-dotted curve) contributions of the signal, the background [light solid (green) curve], and the total [solid (blue) curve].

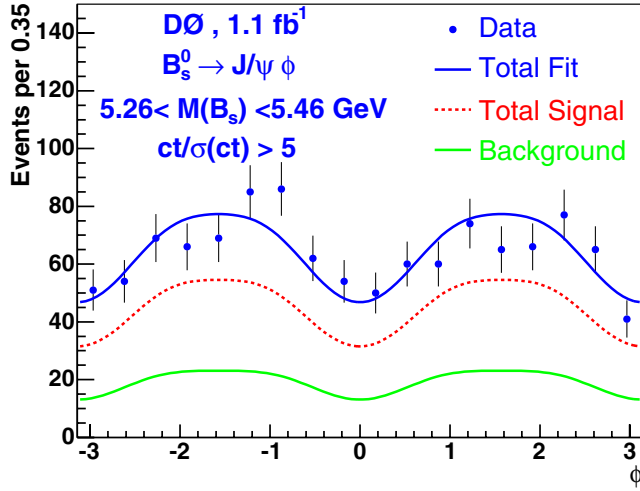


FIG. 3 (color online). The transversity azimuthal angle distribution for the signal-enhanced subsample: $ct/\sigma(ct) > 5$ and signal mass range. The curves show the signal contribution [dashed (red) curve], the background [light solid (green) curve], and the total [solid (blue) curve].

The proper decay length distribution shape of the background is described as a sum of a prompt component, simulated as a Gaussian function centered at zero, and a nonprompt component, simulated as a superposition of one exponential for the negative ct region and two exponentials for the positive ct region, with free slopes and normalization. The mass distributions of the backgrounds are parametrized by first-order polynomials. The distributions in the transversity polar and azimuthal angles are parametrized as $1 + X_{2x} \cos^2\theta + X_{4x} \cos^4\theta$ and $1 + Y_{1x} \cos(2\varphi) + Y_{2x} \cos^2(2\varphi)$, respectively. For the back-

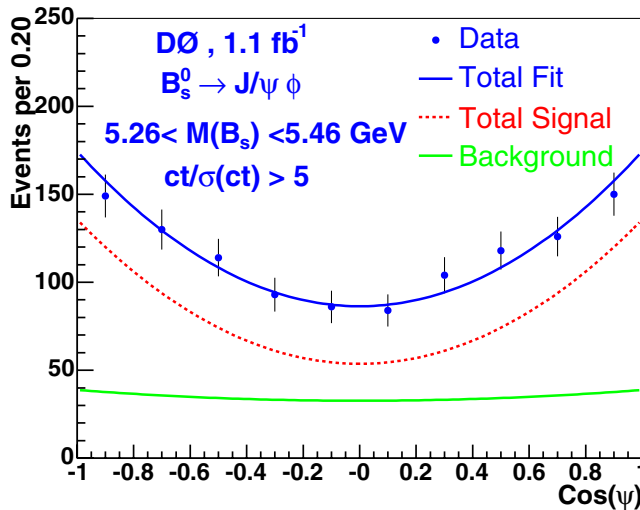


FIG. 4 (color online). The ψ angle distribution for the signal-enhanced subsample: $ct/\sigma(ct) > 5$ and signal mass range. The curves show the signal contribution [dashed (red) curve], the background [light solid (green) curve], and the total [solid (blue) curve].

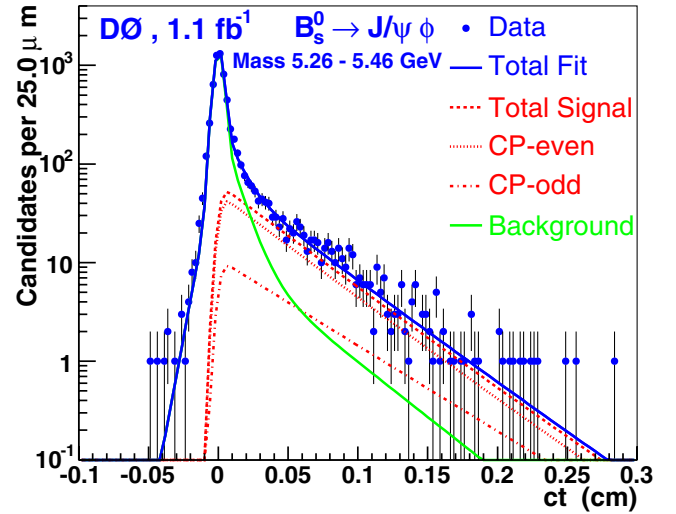


FIG. 5 (color online). The proper decay length ct of the B_s^0 candidates in the signal mass region. The curves show the signal contribution [dashed (red) curve], the CP -even (dotted curve) and CP -odd (dashed-dotted curve) contributions of the signal, the background [light solid (green) curve], and the total [solid (blue) curve].

ground dependence on the angle ψ , we use the function $1 + Z_{2x} \cos^2(\psi)$. We also allow for a background term analogous to the interference term of the CP -even waves, with one free coefficient. For each of the above background functions, we use two separate sets of parameters for the prompt and nonprompt components.

Our results for the hypothesis of CP conservation and for the case of free ϕ_s are presented in Table I. Figures 2–5 show the fit projections on the angular distributions and the

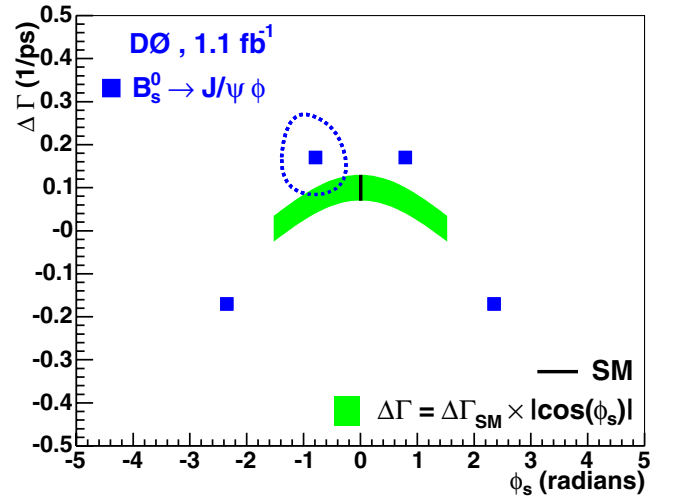


FIG. 6 (color online). The $\Delta \ln(\mathcal{L}) = 0.5$ contour (error ellipse) in the plane $(\Delta\Gamma, \phi_s)$ for the fit to the $B_s^0 \rightarrow J/\psi\phi$ data. Also shown is the band representing the relation $\Delta\Gamma = \Delta\Gamma_{\text{SM}} \times |(\cos(\phi_s))|$, with $\Delta\Gamma_{\text{SM}} = 0.10 \pm 0.03 \text{ ps}^{-1}$ [11]. The fourfold ambiguity is discussed in the text.

TABLE II. Sources of systematic uncertainty in the results of the analysis of the decay $B_s^0 \rightarrow J/\psi\phi$.

Source	$c\tau(B_s^0) \mu\text{m}$	$\Delta\Gamma \text{ ps}^{-1}$	R_\perp	ϕ_s
Procedure test	± 2.0	± 0.02	± 0.01	...
Acceptance	± 0.5	± 0.001	± 0.003	± 0.01
Reco. algorithm	$-8.0, +1.3$	$+0.001$	± 0.01	-0.01
Background model	$+1.0$	$+0.01$	-0.01	$+0.14$
Alignment	± 2.0
Total	$-8.8, +3.3$	± 0.02	± 0.02	$-0.01, +0.14$

proper decay length. Figure 6 shows the $\Delta \ln(\mathcal{L}) = 0.5$ error ellipse contour (corresponding to the confidence level of 39%) in the plane $(\Delta\Gamma, \phi_s)$. As seen from Eq. (2), the sign of $\sin\phi_s$ is reversed with the simultaneous reversal of the signs of $\cos\delta_1$ and $\cos\delta_2$. For the case $\cos\delta_1 < 0$ and $\cos\delta_2 > 0$, expected in the absence of final state interactions (cf. Table 1 in Ref. [8]), our measurement correlates two possible solutions for ϕ_s with the two signs of $\Delta\Gamma$: $\phi_s = -0.79 \pm 0.56(\text{stat})$, $\Delta\Gamma > 0$, and $\phi_s = 2.35 \pm 0.56$, $\Delta\Gamma < 0$. For the case $\cos\delta_1 > 0$ and $\cos\delta_2 < 0$, the two solutions are $\phi_s = 0.79 \pm 0.56$, $\Delta\Gamma > 0$, and $\phi_s = -2.35 \pm 0.56$, $\Delta\Gamma < 0$.

We perform a test using pseudoexperiments with similar statistical sensitivity, generated with the same parameters as obtained in this analysis under the condition of no CP violation. When fits allowing for CP violation are performed, $\approx 50\%$ of the experiments have a fitted $\cos(\phi_s)$ less than the measured value. About 80% of experiments have the statistical uncertainty of ϕ_s greater than that for the data.

We verify the procedure by performing fits on MC samples passed through the full chain of detector simulation, event reconstruction, and maximum likelihood fitting. We assign systematic uncertainties due to the statistical precision of this procedure test. We repeat the fits to the data with the parameters describing the acceptance varied by $\pm 1\sigma$. Uncertainties from the data processing reflect the stability of the results with respect to different versions of the track and vertex reconstruction algorithms. The ‘‘interference’’ term in the background model accounts for the collective effect of various physics processes. However, its presence may be partially due to the detector acceptance effects. Therefore, we interpret the difference between fits with and without this term as a systematic uncertainty associated with the background model. Effects of the imperfect detector alignment are estimated using a modified geometry of the silicon micro-strip tracker, with silicon sensors moved within the known uncertainty. The effects of systematic uncertainties are listed in Table II.

From a fit to the CP -conserving time-dependent angular distribution of the untagged decay $B_s^0 \rightarrow J/\psi\phi$, we obtain the average lifetime of the B_s^0 system $\bar{\tau}(B_s^0) = 1.52 \pm 0.08(\text{stat})_{-0.03}^{+0.01}(\text{syst})$ ps and the width difference between

the two mass eigenstates $\Delta\Gamma = 0.12_{-0.10}^{+0.08}(\text{stat}) \pm 0.02(\text{syst}) \text{ ps}^{-1}$.

Allowing for CP violation in B_s^0 mixing, we provide the first direct constraint on the CP -violating phase $\phi_s = -0.79 \pm 0.56(\text{stat})_{-0.01}^{+0.14}(\text{syst})$.

We thank U. Nierste for useful discussions. We thank the staffs at Fermilab and collaborating institutions and acknowledge support from the DOE and NSF (USA); CEA and CNRS/IN2P3 (France); FASI, Rosatom and RFBR (Russia); CAPES, CNPq, FAPERJ, FAPESP and FUNDUNESP (Brazil); DAE and DST (India); Colciencias (Colombia); CONACyT (Mexico); KRF and KOSEF (Korea); CONICET and UBACyT (Argentina); FOM (The Netherlands); PPARC (United Kingdom); MSMT (Czech Republic); CRC Program, CFI, NSERC and WestGrid Project (Canada); BMBF and DFG (Germany); SFI (Ireland); The Swedish Research Council (Sweden); Research Corporation; Alexander von Humboldt Foundation; and the Marie Curie Program.

-
- [1] I. Dunietz, R. Fleischer, and U. Nierste, Phys. Rev. D **63**, 114015 (2001).
 - [2] V.M. Abazov *et al.* (D0 Collaboration), Phys. Rev. Lett. **97**, 021802 (2006).
 - [3] A. Abulencia *et al.* (CDF Collaboration), Phys. Rev. Lett. **97**, 242003 (2006).
 - [4] D. Acosta *et al.* (CDF Collaboration), Phys. Rev. Lett. **94**, 101803 (2005).
 - [5] V.M. Abazov *et al.* (D0 Collaboration), Phys. Rev. Lett. **95**, 171801 (2005).
 - [6] V.M. Abazov *et al.* (D0 Collaboration), Nucl. Instrum. Methods Phys. Res., Sect. A **565**, 463 (2006).
 - [7] W.M. Yao *et al.* (Particle Data Group), J. Phys. G **33**, 1 (2006), <http://pdg.lbl.gov>.
 - [8] A. S. Dighe, I. Dunietz, and R. Fleischer, Eur. Phys. J. C **6**, 647 (1999).
 - [9] A. Ryd and D. Lange, <http://www.slac.stanford.edu/~lange/EvtGen/>.
 - [10] H.U. Bengtsson and T. Sjostrand, Comput. Phys. Commun. **46**, 43 (1987).
 - [11] M. Beneke, G. Buchalla, C. Greub, A. Lenz, and U. Nierste, Phys. Lett. B **459**, 631 (1999); input parameters updated in March 2006.