

# Liver Disease Burden of Hepatitis C Virus Infection in Iran and the Potential Impact of Various Treatment Strategies on the Disease Burden

Behzad Hajarizadeh,<sup>1,\*</sup> Devin Razavi-Shearer,<sup>2</sup> Shahin Merat,<sup>3,4</sup> Seyed Moayed Alavian,<sup>5,6</sup> Reza Malekzadeh,<sup>3,4</sup> and Homie Razavi<sup>2</sup>

<sup>1</sup>The Kirby Institute, UNSW Australia, Sydney, Australia

<sup>2</sup>Center for Disease Analysis, Louisville, Colorado, USA

<sup>3</sup>Liver and Pancreatobiliary Diseases Research Center, Digestive Diseases Research Institute, Tehran University of Medical Sciences, Tehran, IR Iran

<sup>4</sup>Digestive Oncology Research Center, Digestive Disease Research Institute, Tehran University of Medical Sciences, Tehran, IR Iran

<sup>5</sup>Baqiatallah Research Center for Gastroenterology and Liver Diseases, Baqiatallah University of Medical Sciences, Tehran, IR Iran

<sup>6</sup>Middle East Liver Diseases Center, Tehran, IR Iran

\*Corresponding author: Behzad Hajarizadeh, The Kirby Institute, UNSW Australia, Sydney, Australia. Tel: +61-293859208, Fax: +61-293850876, E-mail: bhajarizadeh@kirby.unsw.edu.au

Received 2016 February 19; Revised 2016 May 08; Accepted 2016 May 12.

## Abstract

**Background:** Chronic hepatitis C virus (HCV) infection is emerging as the leading cause of viral hepatitis-related liver disease in Iran.

**Objectives:** This study estimated the current and future disease burden of HCV infection in Iran and assessed the impact of various strategies in access to HCV treatment on reducing the disease burden.

**Materials and Methods:** A modelling approach was used to estimate the size of HCV infected population, and disease progression from 2014 to 2030. Literature review and expert consensus informed the model parameters. Base case scenario assumed the currently utilized Interferon (IFN)-based treatment. Five other scenarios assumed utilizing IFN-free direct acting anti-viral regimens with 1, the base case diagnosis and treatment uptake; 2, restricting treatment to severe liver fibrosis; 3, treatment uptake being doubled; 4, stepwise increase in treatment uptake (doubled by 2017, quadrupled thereafter); 5, targeting at least 90% reduction in HCV infections by 2030.

**Results:** In 2014, an estimated 186,500 individuals are living with HCV infection in Iran (median age: 30 years). By 2030, this number will increase to 213,700, while three to four fold increase is expected in the case numbers of decompensated cirrhosis (DC, n = 620), hepatocellular carcinoma (HCC, n = 510), and liver disease death (n = 400), assuming the current diagnosis/treatment settings. As compared with the base case scenario, scenarios 1 and 2 will have a limited impact on HCV disease burden, while scenarios 3 and 4 will result in 45% - 49% decrease in the number of individuals living with HCV infection and 60% - 69% decrease in DC, HCC and liver disease deaths by 2030. For at least 90% reduction in HCV infections by 2030 (scenario 5), diagnosis and treatment rates should be increased to 12,000 and 9,000 individuals per year in 2016, respectively and to 24,000 and 18,000 individuals per year, respectively in 2018 onward.

**Conclusions:** An increasing burden of HCV-related liver disease is expected in Iran under the current diagnosis and treatment levels. Increased diagnosis and treatment uptake is required in combination with enhanced treatment efficacy to reduce the HCV burden. The relatively young age of the HCV infected population, provides an opportunity for timely interventions to avert the projected rising HCV disease burden in Iran.

**Keywords:** Hepatitis C, Hepatocellular Carcinoma, Decompensated Cirrhosis, Mortality, Treatment, Diagnosis, Epidemiology, Public Health

## 1. Background

Hepatitis C virus (HCV) infection is a growing global health issue, with the individuals living with chronic HCV infection are at risk of developing advanced liver disease such as cirrhosis and hepatocellular carcinoma (HCC) (1). People who inject drugs (PWID) are currently the main population at risk for HCV infection in Iran, which is in contrast to the most other countries in the Middle East and

Eastern Mediterranean region, where iatrogenic exposure drives HCV epidemics (2). Iran is categorised as a low-HCV prevalence country (3). However, HCV seems to emerge as the leading cause of viral hepatitis-related advanced liver disease and death in the near future in Iran given the high coverage of hepatitis B virus (HBV) vaccination in infants and implementation of HBV vaccination programs among adolescents (4-6).

Progression to advanced liver disease in individuals living with chronic HCV infection can be prevented by timely HCV treatments (7, 8). Interferon (IFN)-based treatments were previously the standard of care for chronic HCV infection and are widely used in Iran. Domestic Peg-IFN is also available in Iran with a much lower price than the imported Peg-IFN and a good efficacy with 78% of the patients achieving sustained virologic response (SVR) (9). However, IFN-based treatment is generally poorly tolerated, has a prolonged treatment course, and has a suboptimal efficacy which limits the treatment uptake and the impact of treatment on HCV disease burden in a population level.

The development of IFN-free direct-acting antiviral (DAA) therapies for HCV infection in the recent years has resulted in a realistic optimism to increase treatment uptake and decreasing the burden of HCV infection given the high efficacy, broad eligibility criteria, limited side effects, and short duration of the new treatments (10, 11).

Although utilisation of IFN-free DAA therapies has potentials to improve the public health management of HCV infection in Iran, data of HCV disease burden is crucial to guide public health strategies in providing the best levels and settings of access to the new treatments. Although there are strong data of epidemiology of HCV infection in the Iranian general population (12-17) and in the populations at a greater risk of HCV infection (18-21), there are limited data estimating HCV-related mortality and morbidity in Iran.

## 2. Objectives

This study was conducted to characterise the current and future liver disease burden of chronic HCV infection in Iran using the available data and to assess the impact of various treatment and diagnosis strategies on the projected HCV-related liver disease burden.

## 3. Materials and Methods

A mathematical model of HCV transmission and progression was used. The flow of the HCV disease progression model was illustrated in the supplementary diagram (Appendix 1), with a detailed description of the model and associated parameter estimates being previously reported (22). In summary, the model was constructed in Microsoft Excel (Microsoft corporation, Redmond, WA, USA) to estimate the number of individuals with chronic HCV infection (total viremic, diagnosed and treated), the number of individuals with various HCV-related hepatic fibrosis stages, including cirrhosis, and HCV-related mortality. All the estimates reported in the text were rounded to the

nearest 100 for the number of HCV infections and to the nearest 10 for advanced liver disease and mortality numbers. The data of historical epidemiology of HCV infection in Iran was collected through a literature search, and discussion with an expert panel. Iran-specific inputs and assumptions used in the model are summarised in Table 1, while a more detailed description comes as follow.

**Table 1.** Model Inputs and Assumptions

Input Variable	Value	Year (Reference)
<b>Total population</b>	78,470,000	2014 (23)
<b>HCV prevalence (HCV antibody) in adult population</b>	0.50%	2006 (13)
<b>HCV prevalence (HCV antibody) in general population</b>	0.39% (0.27% - 0.51%) <sup>a</sup>	2006 (extrapolated from (13))
<b>Viremic proportion out of HCV antibody positive individuals</b>	62%	2008 (14)
<b>Viremic prevalence</b>	0.24% (0.17% - 0.31%) <sup>a</sup>	2006 (calculated based upon (13,14))
<b>HCV diagnosis</b>	35%	2014 [expert consensus]
<b>HCV incidence (annual)</b>	11 per 100,000	2014 [estimated in the current study]
<b>HCV treatment rate (annual)</b>	2.4%	2014 (calculated based upon expert consensus, PegIFN units sold, and (24))
<b>Infected via IDU</b>	75%	2007 (19, 25)
<b>Genotype distribution</b>	Genotype 1: 64%; Genotype 2: 2%; Genotype 3: 33%; Genotype 4: 1%	2003 - 05 (24)

Abbreviations: IDU, injecting drug use; PegIFN, Pegylated interferon.  
<sup>a</sup>95% Confidence Interval

### 3.1. Total Population

The data of the population size in Iran were obtained from the United Nations world population prospects (esa.un.org/Wpp) (23), which uses the data of the Iranian Population and Housing Censuses implemented by statistical center of Iran (<http://amar.org.ir>).

### 3.2. HCV Prevalence and Genotype Distribution

Age and gender-specific HCV antibody prevalence estimates were based upon a household survey investigating 5,684 individuals, > 18 years old, from three provinces in 2006 (13). HCV prevalence in population < 18 years was estimated, trending an exponential decline from age 18 to 0.

Viremic population or individuals living with chronic HCV infection is defined as individuals with an HCV RNA

positive. Viremic proportion among HCV antibody positive individuals in general population was based upon a large population-based survey investigating 49,338 individuals (14).

HCV genotype distribution was based upon a study of 2,231 HCV positive samples from a reference laboratory (24).

### 3.3. HCV Incidence

Data of HCV incidence was not available and it was therefore back-calculated. At any time point, the total number of HCV infections equals the sum of all new infections minus the number of spontaneously cleared, deceased and cured cases, as presented below:

Equation 1.

$$\text{Prevalence}_{\text{Year}(x,y)} = \sum_{\text{Year}x}^{\text{Year}y} (\text{New Cases} - \text{Spontaneous Clearance} - \text{Mortality} - \text{Cure}) \quad (1)$$

The annual number of new cases was calculated using the known number of total HCV infections in 2006 (13). The annual number of all-cause mortality, liver-related deaths and cured cases was estimated by the model, as previously described (22). The incidence was set to one in 1950 and an expert consensus was used to define the historical changes in HCV incidence and to identify the years when HCV incidence peaked considering the most common risk factors in the previous years. The age and gender distribution of the acute infections were calculated using the age and gender distribution of the total infected population in 2006 (13).

### 3.4. HCV diagnosed Population

Estimation of HCV diagnosis rate was based on an expert consensus. It was assumed that 35% of total individuals living with HCV infection in 2014 had been diagnosed, including 6,000 newly diagnosed and 60,000 diagnosed in the previous years. An annual 6,000 newly diagnosed individuals were assumed, beginning from 2014.

### 3.5. HCV Treated Population

Estimation of annual HCV treatment rate was based on an expert consensus and available data, using approximate number of Peg-IFN units sold in Iran in 2014, HCV genotype distribution (24), treatment duration in each genotype, and the percentage of individuals completing treatment (80%, expert consensus).

### 3.6. Liver Disease Progression and Mortality

Age and sex specific transition probabilities were modelled to progress HCV infected individuals annually through each liver fibrosis/disease stage. Age and sex specific mortality rates were estimated based upon Human Mortality Database of the University of Berkeley (26), adjusted for excess mortality due to injection drug use. More details were described in an earlier work (22).

### 3.7. HCV Diagnosis and Treatment Strategies

One base case scenario and five alternative scenarios were developed, assuming various levels of diagnosis and treatment rate to assess the impact of various strategies on the future HCV disease burden in Iran by 2030. Among the five alternative scenarios, the first four scenarios assumed various levels of treatment rate, while in the fifth scenario a target for HCV infection reduction was assumed and the diagnosis rate required in addition to the treatment rate assumed in the previous scenario to achieve the target was assessed. The assumptions used in all scenarios have been summarised in Table 2.

**Table 2.** Treatment Regimens, Diagnosis Rates and Treatment Rates Assumed in Each Scenario

Scenario	Treatment Regimen	Newly Diagnosed Rate <sup>a</sup>	Treatment Rate <sup>a</sup>
Base case	IFN-based	6,000	4,500
<b>Scenario 1: Increasing treatment efficacy only</b>	IFN-free DAA	6,000	4,500
<b>Scenario 2: Treating advanced liver fibrosis only</b>	IFN-free DAA	6,000	Only liver fibrosis stage $\geq$ F3
<b>Scenario 3: Doubling treatment rate</b>	IFN-free DAA	6,000	9,000 (2016 - 2030)
<b>Scenario 4: Stepwise increase in treatment rate</b>	IFN-free DAA	6,000	9,000 (2016 - 2017); 18,000 (2018 - 2030)
<b>Scenario 5: Targeting at least 90% reduction in total HCV infected individuals by 2030</b>	IFN-free DAA	6,000 (2016 - 2017); 12,000 (2018 - 2019); 24,000 (2020 - 2030)	9,000 (2016 - 2017); 18,000 (2018-2030)

Abbreviations: DAA, direct acting antiviral; IFN: interferon.

<sup>a</sup>Persons per year

The base case scenario assumed the current utilisation of IFN-based treatment with the average SVR of 58% (geno-

type 1), 70% (genotype 2), 78% (genotype 3), and 61% (genotype 4). It was assumed that individuals aged 20-64 years are considered for treatment, including those with liver fibrosis  $\geq$  F0 for genotype 3 and  $\geq$  F1 for all other genotypes, while 60% of the patients are eligible for IFN-based treatment, based on clinical guideline recommendations for IFN contraindications and expert consensus on routine clinical practice in Iran. As the most conservative strategy, this scenario assumed that the annual number of newly diagnosed individuals and those receiving treatment remained the same as those estimated for 2014.

Scenario 1 assumed the utilisation of IFN-free DAA treatments with the SVR of 90% (genotype 1), 85% (genotype 2), 78% (genotype 3), and 58% (genotype 4) in 2015, increasing to 95% (all genotypes) in 2016. It was assumed that all liver fibrosis stages are considered for treatment, while 90% of the patients are eligible for treatment. Annual numbers of newly diagnosed and treated individuals were held constant to those estimated for 2014.

Scenarios 2 to 5 assumed the utilisation of IFN-free DAA treatment with the same SVR similar to those in scenario 1 but different assumptions in treatment eligibility, diagnosis rate and treatment uptake were implied, as described below.

Scenario 2 assumed restricting treatment eligibility to individuals with a liver fibrosis stage  $\geq$  F3. Scenario 3 assumed no liver fibrosis-based treatment restriction in addition to doubling the number of treated individuals in 2016 (9,000 annually), as compared with scenario 1. Scenario 4 assumed a stepwise increase in treatment uptake. It is assumed that 9,000 individuals received treatment annually from 2016 to 2017 (doubled), while this number increased to 18,000 individuals annually from 2018 onward (quadrupled). Scenario 5 targeted at least 90% reduction in the total number of individuals living with HCV infection by 2030. To achieve this target, the same increase in treatment uptake as that in scenario 4 was assumed in addition to sufficient increases in diagnosis rate. This scenario assumed the annual number of individuals newly diagnosed with HCV infection increased from 6,000 (2016 to 2017) to 12,000 (2018 to 2019), and 24,000 (2020 onward).

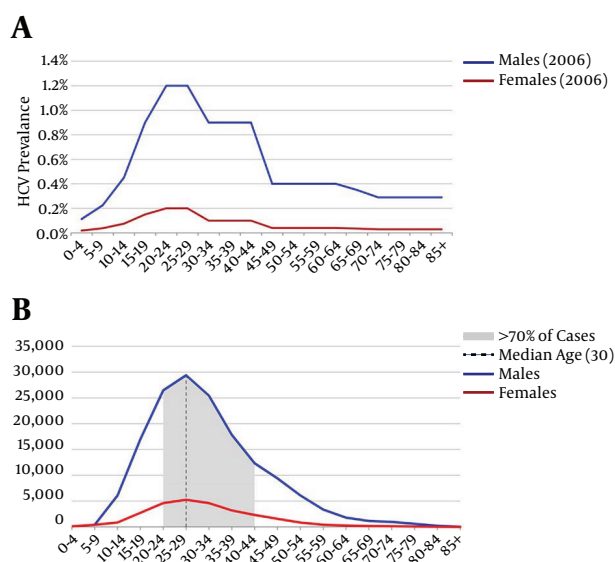
## 4. Results

### 4.1. Base Case Scenario

It is estimated that 186,500 individuals were living with chronic HCV infection in Iran in 2014, with a median age of 30 years and those between 20 and 44 years old constituted 70% of total HCV infected population (Figure 1B). Estimated number of individuals with HCV-related decompensated cirrhosis (DC), HCC and death in 2014 were 140, 160 and 120, respectively.

Under the base case scenario, assuming utilisation of IFN-based treatment and the current diagnosis and treatment rates, an upward trend in number of HCV infections and an exponential increase in advanced liver disease is expected during the next decades (Figure 2). By 2030, the estimated number of individuals living with chronic HCV infection is expected to increase to 213,700. Moreover, the number of individuals with DC, HCC and liver disease death is expected to increase 4.4 fold ( $n = 620$ ), 3.2 fold ( $n = 510$ ), and 3.3 fold ( $n = 400$ ) by 2030, respectively. The impact of base case scenario and the other five alternative scenarios on projected HCV disease burden by 2030 has been illustrated in Figures 3 and 4.

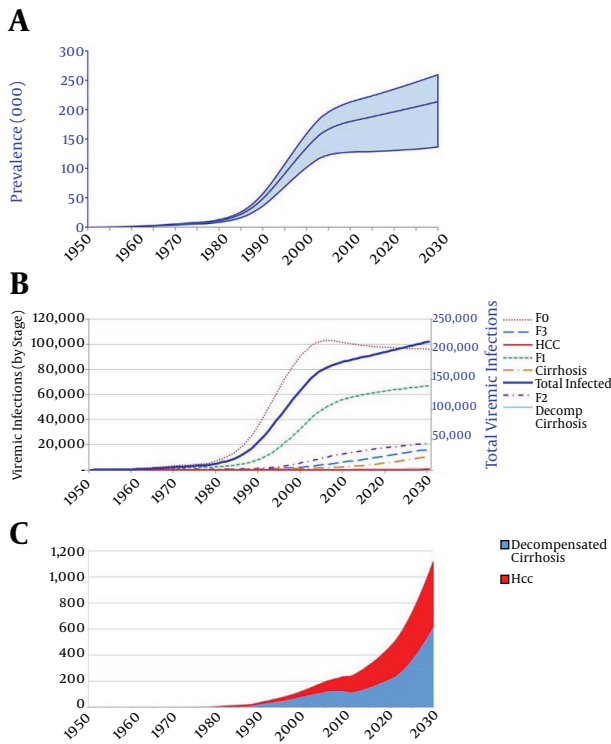
**Figure 1.** Age and Gender-Specific Distribution of Individuals Exposed and Living With HCV Infection



A, HCV antibody positive prevalence in general population in 2006 (extrapolated from (13)); B, estimated number of individuals living with chronic HCV infection in 2014. Grey area represents the 70% of the total HCV infected population. Vertical line represents the median.

### 4.2. Scenario 1: Increasing Treatment Efficacy Only

Scenario 1 assumed replacing IFN-based treatments with IFN-free treatments with no change in treatment and diagnosis rate. Under this scenario, a still increasing trend is expected in HCV morbidity and mortality during the next decades (Figure 3). As compared with the base case scenario, this strategy has limited impact on HCV disease burden, with only 12% reduction in total number of HCV-infected individuals and 8% - 10% reduction in the numbers of advanced liver disease and death cases being expected in 2030 (Figure 4).

**Figure 2.** Estimated HCV Disease Burden in Iran During 1950 - 2030

A, Total number of individuals living with HCV infection. Shaded area represents 95% confidence interval; B, number of individuals living with HCV infection in total and by liver fibrosis and disease stage; C, number of individuals with HCV-related decompensated cirrhosis and hepatocellular carcinoma.

#### 4.3. Scenario 2: Liver Fibrosis-Based Treatment Restriction

Scenario 2 assumed restricting HCV treatment to individuals with severe liver fibrosis (stage  $\geq$  F3). Under this scenario, the number of individuals with DC, HCC and liver-related death will be decreased by 63% (390 cases averted), 62% (310 cases averted) and 68% (270 deaths averted) by 2030, respectively, as compared with the base case scenario. However, this strategy does not control the number of HCV infected population, resulting in a 9% increase (18,800 cases added) in the total number of individuals living with HCV infection by 2030 as compared with the base case scenario (Figure 4).

#### 4.4. Scenarios 3, 4, and 5: Increasing Diagnosis and/or Treatment Rates

Scenario 3 assumed a modest increase in treatment uptake to two times higher than the current level (9,000 patients annually). The model showed that even this modest increase in treatment uptake will have a major impact on HCV epidemic, resulting in a downward trend in the

number of individuals living with HCV infection during the next decades (Figure 3). As compared to the base case scenario, this strategy will also result in 61% reduction in the number of DC (380 cases averted), 60% reduction in the number of HCC (300 cases averted) and 64% reduction in mortality (250 deaths averted) by 2030 (Figure 4).

Scenario 4 assumed a more aggressive but stepwise increase in treatment uptake with no change in diagnosis rate. Although substantial reduction in HCV morbidity and mortality will be achieved under this strategy as compared with the base case scenario, this strategy is limited in further decreasing advanced liver disease, and mortality after 2021 - 22 due to the low diagnosis rate (Figure 3). It means that the underdiagnosed pool of HCV infected population will drive HCV disease burden in spite of increasing treatment uptake.

Scenario 5 targeted at least 90% reduction in the total number of individuals living with HCV infection by 2030. Marked increases in both treatment uptake and diagnosis rate, as described earlier, is required which will result in a substantial and steady reduction in HCV disease burden (Figure 3). As compared with the base case scenario, this strategy will result in 91% reduction in total number of HCV infected individuals (195,000 cases averted), 77% reduction in the number of DC (480 cases averted), 86% reduction in the number of HCC (438 cases averted) and 82% reduction in mortality (330 deaths averted) by 2030 (Figure 4).

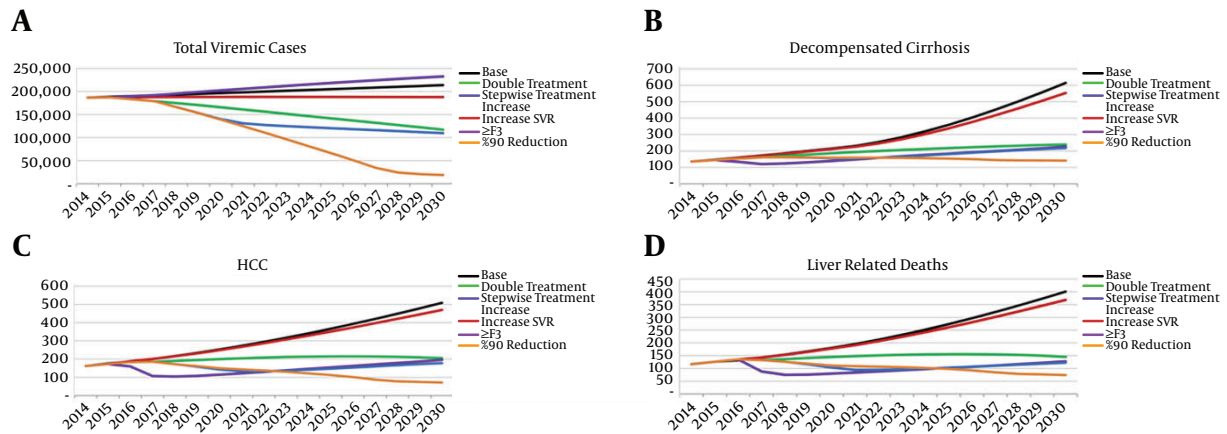
## 5. Discussion

This study is the first to provide an estimation of the current and future HCV infection morbidity and mortality in Iran. The findings of this study indicated that under the current treatment and diagnosis rates and using IFN-based treatment, a marked and steady increase in number of HCV infections, and HCV-related advanced liver disease and mortality is expected in the next decades in Iran. It was demonstrated that a combination of enhanced treatment efficacy through utilisation of IFN-free DAA therapies, and increased diagnosis and treatment uptake is required to reduce the HCV disease burden in Iran.

The increasing trend in HCV morbidity and mortality, projected in this study, is mainly due to the aging of the currently young cohort of Iranian individuals living with HCV infection and the time lag of progression of chronic hepatitis to advanced liver disease. The young population with HCV infection in Iran provides an opportunity for timely interventions with antiviral therapy to prevent liver fibrosis progression and to avert the projected rising trend in HCV-related liver disease burden.

This current study indicated that utilisation of IFN-free DAA treatment as a single strategy or restricting treatment



**Figure 3.** Projection of HCV Morbidity and Mortality During 2014 - 2030 by Diagnosis and Treatment Strategy

A, Total number of individuals living with HCV infection; B, number of individuals with decompensated cirrhosis; C, number of individuals with hepatocellular carcinoma; D, number of individuals with liver related death.

to individuals with severe liver fibrosis has limited impact on HCV morbidity and mortality while treatment scale-up with no fibrosis-based treatment restriction is needed to avert the impending rising of HCV disease burden in Iran. Although replacing the toxic and arduous IFN-based treatment with safe and short IFN-free DAA regimens is an important enabler factor to increase willingness to treatment (27), there are still other remaining barriers to HCV care (28-30) which should be addressed properly to ensure a successful treatment scale-up. Integration of substance use care and HCV care through provision of HCV care in opioid substitution therapy (OST) clinics and using peer-support services to engage PWID in HCV care were successful strategies in increasing adherence to treatment (31, 32). The feasibility of treatment scale-up strategies also depends on the capacity of the health system in serving new patients. Replacing IFN-based treatments by IFN-free DAA treatments per se has a potential to boost the current capacity of treatment services, given treatment duration will be shortened and on-treatment viral load and safety monitoring will be removed. However, some other strategies can be implemented to further facilitate access to treatment such as authorisation of trained general practitioners to prescribe HCV anti-viral agents in the remote areas or in the settings where access to specialist services is difficult or not cost-effective.

Our findings also indicated that a marked increase in number of individuals diagnosed with HCV infection is crucial in addition to increasing treatment uptake to achieve at least 90% reduction in the number of individuals living with HCV and substantially reduce the HCV disease burden. Two approaches in HCV screening can be

suggested to increase diagnosis rate, including risk-based screening and mass screening. Risk-based screening programs target individuals at risk of HCV infection and can be implemented in the substance use services like OST clinics, prisons, and the centers providing care for individuals with HIV. Extensive efforts in both provincial and national levels are needed to widely implement HCV screening in the relevant settings. Mass screening approach with no pre-assessment of HCV risk behavior is an alternative strategy which removes any possible stigma attributed to injecting drug use. A birth cohort mass screening strategy was implemented in the United States for the individuals born during 1945 - 65 given the high risk of HCV transmission through blood transfusion during 1980s in this country (33). Given that men in young age represent the highest proportion of HCV epidemic in Iran (Figure 1), HCV screening during the mandatory military services may be an option for the mass HCV screening in Iran. A cost-effectiveness assessment is needed given that any mass screening program is costly and logistically difficult.

Although increasing diagnosis and treatment uptake is important in reducing HCV disease burden, harm reduction interventions should be also considered as an important factor affecting transmission. Modelling studies demonstrated that increasing coverage of OST and needle and syringe programs can substantially reduce the treatment rate required to achieve specific HCV prevalence reductions (34).

The number of individuals living with HCV infection and those with HCV-related HCC in Iran, estimated in the current study are different with those estimated in the latest Global Burden of Disease study (35). This is mainly be-

**Figure 4.** Projected Changes in HCV Morbidity and Mortality in 2030 in Each Diagnosis and Treatment Strategy as Compared to the Base Case Scenario

Scenario	Viremic		Decompensated Cirrhosis		Hepatocellular Carcinoma		Liver Related Death	
	2020	2030	2020	2030	2020	2030	2020	2030
Base Case	196,400	213,700	210	620	250	510	180	400
Increase SVR Only	188,000	187,700	210	550	250	470	180	370
Treat Advanced Liver Fibrosis	202,000	232,500	140	230	120	200	80	130
Double Treatment Rate	165,600	117,100	190	240	200	210	150	150
Stepwise Treatment Increase	139,900	109,600	160	220	140	180	100	120
>90% Reduction In Total Infected Cases by 2030	138,900	18,700	160	140	150	72	110	70

The tabulation underneath represents the projected numbers of HCV infections and HCV-related decompensated cirrhosis, hepatocellular carcinoma and liver related death in 2020 and 2030, by scenario; LRD, liver-related death; HCC, hepatocellular carcinoma.

cause of the more details considered in the model used in the current study, including using viremic prevalence (HCV RNA positive) instead of HCV antibody positive prevalence.

This study has several limitations. Although the best available data were used to inform the model parameters, there was limited data of some parameters such as HCV incidence, number of individuals diagnosed with HCV infection and HCV treatment uptake. Community based surveys, including longitudinal studies of PWID and linkage of administrative data of HCV notifications and HCV drug

dispensing are needed to provide more accurate data for the future modelling studies. Clinical trials SVR data was used in the model. SVR data of the real world treatment experiences and in Iranian centers could be different than clinical trial data. The current model also did not incorporate the residual risk of liver fibrosis progression and HCC after HCV cure (7). Therefore, the model could minimally overestimate the impact of SVR on overall HCV liver-related morbidity and mortality.

In summary, the current study indicated that utilisation of highly effective IFN-free DAA therapies should be

coupled with dramatic increases in treatment uptake and diagnosis rate, along with ongoing prevention interventions (such as OST and needle and syringe exchange services) to control HCV morbidity and mortality in Iran. Recently, a domestic biosimilar IFN-free DAA (Sovodak) has been introduced with a high efficacy and a good safety profile which is covered by the health insurance system, providing a good opportunity for scaling-up HCV treatment in Iran. Given the relatively young age of the HCV infected population in Iran, HCV treatment scale-up is a timely intervention to reverse the rising tide of HCV burden in the future. Further studies are needed to assess the cost-effectiveness of each strategy suggested in this study and evaluate the capacity of the health system in implementation of HCV diagnosis and treatment scale-up.

### Supplementary Material

Supplementary material(s) is available [here](#).

### Footnote

**Funding/Support:** The Kirby institute is funded by the Australian government department of health and is affiliated with the Faculty of Medicine, UNSW Australia. The views expressed in this publication do not necessarily represent the position of the Australian government. BH is recipient of the national health and medical research council of Australia (NHMRC) early career fellowship (#1112512). Some of the data used in this manuscript were reported in part in journal of viral hepatitis 2015, 22 (Suppl. 4). This manuscript has used the updated data and also included additional analyses, including an updated model.

### References

- Hajarizadeh B, Grebely J, Dore GJ. Epidemiology and natural history of HCV infection. *Nat Rev Gastroenterol Hepatol*. 2013;**10**(9):553-62. doi: [10.1038/nrgastro.2013.107](#). [PubMed: [23817321](#)].
- Sievert W, Altraif I, Razavi HA, Abdo A, Ahmed EA, Alomair A, et al. A systematic review of hepatitis C virus epidemiology in Asia, Australia and Egypt. *Liver Int*. 2011;**31** Suppl 2:61-80. doi: [10.1111/j.1478-3231.2011.02540.x](#). [PubMed: [21651703](#)].
- Gower E, Estes C, Blach S, Razavi-Shearer K, Razavi H. Global epidemiology and genotype distribution of the hepatitis C virus infection. *J Hepatol*. 2014;**61**(1 Suppl):S45-57. doi: [10.1016/j.jhep.2014.07.027](#). [PubMed: [25086286](#)].
- Alavian SM. Ministry of Health in Iran is serious about controlling hepatitis B. *Hepat Mon*. 2007;**7**(1):3-5.
- Alavian SM, Gooya M, Hajarizadeh B, Esteghamati A, Moeinzadeh A, Haghazali M, et al. Mass vaccination campaign against hepatitis B in adolescents in Iran: estimating coverage using administrative data. *Hepat Mon*. 2009;**9**(3):189-95.
- Alavian SM, Zamiri N, Gooya MM, Tehrani A, Heydari ST, Lankarani KB. Hepatitis B vaccination of adolescents: a report on the national program in Iran. *J Public Health Policy*. 2010;**31**(4):478-93. doi: [10.1057/jphp.2010.35](#). [PubMed: [21119653](#)].
- Aleman S, Rahbin N, Weiland O, Davidsdottir L, Hedenstierna M, Rose N, et al. A risk for hepatocellular carcinoma persists long-term after sustained virologic response in patients with hepatitis C-associated liver cirrhosis. *Clin Infect Dis*. 2013;**57**(2):230-6. doi: [10.1093/cid/cit234](#). [PubMed: [23616492](#)].
- Poynard T, McHutchison J, Manns M, Trepo C, Lindsay K, Goodman Z, et al. Impact of pegylated interferon alfa-2b and ribavirin on liver fibrosis in patients with chronic hepatitis C. *Gastroenterology*. 2002;**122**(5):1303-13. [PubMed: [11984517](#)].
- Jabbari H, Zamani F, Hatami K, Sheikholeslami A, Fakharzadeh E, Shahzamani K, et al. Pegaféron in hepatitis C: Results of a Multicenter Study. *Middle East J Dig Dis*. 2011;**3**(2):110-4. [PubMed: [25197541](#)].
- Dore GJ, Feld JJ. Hepatitis C virus therapeutic development: in pursuit of "perfectovir". *Clin Infect Dis*. 2015;**60**(12):1829-36. doi: [10.1093/cid/civ197](#). [PubMed: [25761867](#)].
- Ferenci P. Treatment of hepatitis C in difficult-to-treat patients. *Nat Rev Gastroenterol Hepatol*. 2015;**12**(5):284-92. doi: [10.1038/nrgastro.2015.53](#). [PubMed: [25895822](#)].
- Ansari-Moghaddam A, Ostovaneh MR, Sharifi Mood B, Sanei-Moghaddam E, Modabbernia A, Poustchi H. Seroprevalence of hepatitis B surface antigen and anti hepatitis C antibody in zahedan city, iran: a population-based study. *Hepat Mon*. 2012;**12**(9):e6618. doi: [10.5812/hepatmon.6618](#). [PubMed: [23087764](#)].
- Merat S, Rezvan H, Nouraei M, Jafari E, Abolghasemi H, Radmard AR, et al. Seroprevalence of hepatitis C virus: the first population-based study from Iran. *Int J Infect Dis*. 2010;**14** Suppl 3:e113-6. doi: [10.1016/j.ijid.2009.11.032](#). [PubMed: [20362479](#)].
- Poustchi H, Esmaili S, Mohamadkhani A, Nikmahzar A, Pourshams A, Sepanlou SG, et al. The impact of illicit drug use on spontaneous hepatitis C clearance: experience from a large cohort population study. *PLoS One*. 2011;**6**(8):e23830. doi: [10.1371/journal.pone.0023830](#). [PubMed: [21887326](#)].
- Babak S, Fatemehshamsedin S, Hossein K, Mansour R, Tannaz A, Siavash V, et al. Seroepidemiology of hepatitis C in Kermanshah (West of Iran, 2006). *Hepatitis Monthly*. 2008;**2008**(2, Spring):141-6.
- Shakeri MT, Nomani H, Ghayour Mobarhan M, Sima HR, Gerayli S, Shahbazi S, et al. The prevalence of hepatitis C virus in mashhad, iran: a population-based study. *Hepat Mon*. 2013;**13**(3):e7723. doi: [10.5812/hepatmon.7723](#). [PubMed: [23745128](#)].
- Zamani F, Sohrabi M, Poustchi H, Keyvani H, Saeedian FS, Ajdarkosh H, et al. Prevalence and risk factors of hepatitis C virus infection in amol city, north of iran: a population-based study (2008-2011). *Hepat Mon*. 2013;**13**(12):e13313. doi: [10.5812/hepatmon.13313](#). [PubMed: [24358039](#)].
- Malekinejad M, Navadeh S, Lotfizadeh A, Rahimi-Movaghgar A, Amin-Esmaili M, Noroozi A. High hepatitis C virus prevalence among drug users in Iran: systematic review and meta-analysis of epidemiological evidence (2001-2012). *Int J Infect Dis*. 2015;**40**:116-30. doi: [10.1016/j.ijid.2015.09.022](#). [PubMed: [26460088](#)].
- Zamani S, Ichikawa S, Nassirimanesh B, Vazirian M, Ichikawa K, Gouya MM, et al. Prevalence and correlates of hepatitis C virus infection among injecting drug users in Tehran. *Int J Drug Policy*. 2007;**18**(5):359-63. doi: [10.1016/j.drugpo.2007.02.007](#). [PubMed: [17854723](#)].
- Mirmomen S, Alavian SM, Hajarizadeh B, Kafaei J, Yektaparast B, Zahedi MJ, et al. Epidemiology of hepatitis B, hepatitis C, and human immunodeficiency virus infections in patients with beta-thalassemia in Iran: a multicenter study. *Arch Iran Med*. 2006;**9**(4):319-23. [PubMed: [17061602](#)].
- Alavian SM, Kabir A, Ahmadi AB, Lankarani KB, Shahbabaie MA, Ahmadzad-Asl M. Hepatitis C infection in hemodialysis patients in Iran: a systematic review. *Hemodial Int*. 2010;**14**(3):253-62. doi: [10.1111/j.1542-4758.2010.00437.x](#). [PubMed: [20491973](#)].
- Sibley A, Han KH, Abourached A, Lesmana LA, Makara M, Jafri W, et al. The present and future disease burden of hepatitis C virus infections with today's treatment paradigm - volume 3. *J Viral Hepat*. 2015;**22** Suppl 4:21-41. doi: [10.1111/jvh.12476](#). [PubMed: [26513446](#)].



23. United Nations, Department of Economic and Social Affairs, Population Division . World population prospects: The 2015 revision, key findings and advance tables. New York, USA: United Nations. 2015.
24. Keyvani H, Alizadeh AH, Alavian SM, Ranjbar M, Hatami S. Distribution frequency of hepatitis C virus genotypes in 2231 patients in Iran. *Hepatol Res.* 2007;**37**(2):101-3. doi: [10.1111/j.1872-034X.2007.00015.x](https://doi.org/10.1111/j.1872-034X.2007.00015.x). [PubMed: [17300704](https://pubmed.ncbi.nlm.nih.gov/17300704/)].
25. HIV surveillance in the WHO Eastern Mediterranean region: Regional update 2012. World Health Organization. Regional Office for the Eastern Mediterranean. 2013.
26. University of California Berkeley . The Human Mortality Database. Max Planck Institute for Demographic Research 2015. [cited 28 Aug]. Available from: <http://www.mortality.org>.
27. Younossi Z, Henry L. Systematic review: patient-reported outcomes in chronic hepatitis C—the impact of liver disease and new treatment regimens. *Aliment Pharmacol Ther.* 2015;**41**(6):497-520. doi: [10.1111/apt.13090](https://doi.org/10.1111/apt.13090). [PubMed: [25616122](https://pubmed.ncbi.nlm.nih.gov/25616122/)].
28. Grebely J, Genoway KA, Raffa JD, Dhadwal G, Rajan T, Showler G, et al. Barriers associated with the treatment of hepatitis C virus infection among illicit drug users. *Drug Alcohol Depend.* 2008;**93**(1-2):141-7. doi: [10.1016/j.drugalcdep.2007.09.008](https://doi.org/10.1016/j.drugalcdep.2007.09.008). [PubMed: [17997050](https://pubmed.ncbi.nlm.nih.gov/17997050/)].
29. Swan D, Long J, Carr O, Flanagan J, Irish H, Keating S, et al. Barriers to and facilitators of hepatitis C testing, management, and treatment among current and former injecting drug users: a qualitative exploration. *AIDS Patient Care STDS.* 2010;**24**(12):753-62. doi: [10.1089/apc.2010.0142](https://doi.org/10.1089/apc.2010.0142). [PubMed: [21138381](https://pubmed.ncbi.nlm.nih.gov/21138381/)].
30. Treloar C, Hull P, Dore GJ, Grebely J. Knowledge and barriers associated with assessment and treatment for hepatitis C virus infection among people who inject drugs. *Drug Alcohol Rev.* 2012;**31**(7):918-24. doi: [10.1111/j.1465-3362.2012.00468.x](https://doi.org/10.1111/j.1465-3362.2012.00468.x). [PubMed: [22612899](https://pubmed.ncbi.nlm.nih.gov/22612899/)].
31. Grebely J, Alavi M, Micallef M, Dunlop AJ, Balcomb AC, Phung N, et al. Treatment for hepatitis C virus infection among people who inject drugs attending opioid substitution treatment and community health clinics: the ETHOS Study. *Addiction.* 2016;**111**(2):311-9.
32. Grebely J, Knight E, Genoway KA, Viljoen M, Khara M, Elliott D, et al. Optimizing assessment and treatment for hepatitis C virus infection in illicit drug users: a novel model incorporating multidisciplinary care and peer support. *Eur J Gastroenterol Hepatol.* 2010;**22**(3):270-7. [PubMed: [20425880](https://pubmed.ncbi.nlm.nih.gov/20425880/)].
33. Smith BD, Morgan RL, Beckett GA, Falck-Ytter Y, Holtzman D, Ward JW. Hepatitis C virus testing of persons born during 1945-1965: recommendations from the Centers for Disease Control and Prevention. *Ann Intern Med.* 2012;**157**(11):817-22. doi: [10.7326/0003-4819-157-9-201211060-00529](https://doi.org/10.7326/0003-4819-157-9-201211060-00529). [PubMed: [22910836](https://pubmed.ncbi.nlm.nih.gov/22910836/)].
34. Martin NK, Hickman M, Hutchinson SJ, Goldberg DJ, Vickerman P. Combination interventions to prevent HCV transmission among people who inject drugs: modeling the impact of antiviral treatment, needle and syringe programs, and opiate substitution therapy. *Clin Infect Dis.* 2013;**57 Suppl 2**:S39-45. doi: [10.1093/cid/cit296](https://doi.org/10.1093/cid/cit296). [PubMed: [23884064](https://pubmed.ncbi.nlm.nih.gov/23884064/)].
35. Vos T, Barber RM, Bell B, Bertozzi-Villa A, Biryukov S, Bolliger I, et al. Global, regional, and national incidence, prevalence, and years lived with disability for 301 acute and chronic diseases and injuries in 188 countries, 1990-2013: a systematic analysis for the Global Burden of Disease Study 2013. *The Lancet.* 2015;**386**(9995):743-800.