

Local learning in probabilistic networks with hidden variables

Stuart Russell, John Binder, Daphne Koller, +Keiji Kanazawa
Computer Science Division
University of California
Berkeley, CA 94720, USA

Abstract

Probabilistic networks which provide compact descriptions of complex stochastic relationships among several random variables are rapidly becoming the tool of choice for uncertain reasoning in artificial intelligence. We show that networks with fixed structure containing hidden variables can be learned automatically from data using a gradient-descent mechanism similar to that used in neural networks. We also extend the method to networks with intensionally represented distributions, including networks with continuous variables and dynamic probabilistic networks. Because probabilistic networks provide explicit representations of causal structure, human experts can easily contribute prior knowledge to the training process, thereby significantly improving the learning rate. *Adaptive probabilistic networks* (APNs) may soon compete directly with neural networks as models in computational neuroscience as well as in industrial and financial applications.

1 Introduction

Intelligent systems, whether biological or artificial, require the ability to make decisions under uncertainty using the available evidence. Several computational models exhibit some of the required functionality. For example, *neural networks* which represent complex input/output relations using combinations of simple nonlinear processing elements are a familiar tool in AI and computational neuroscience. *Probabilistic networks* (also called *belief networks* or *Bayesian networks*) are a more explicit representation of the joint probability distribution characterizing a problem domain, providing a topological description of the causal relationships among variables.

Computational models in AI are judged by two main criteria: ease of creation and effectiveness in decision making. (Cognitive science and neuroscience add the criterion of biological plausibility.) Some computational models are associated with learning algorithms that construct specific models

¹This research was supported by NSF grant 1RI 9058427 (PY1)

¹Daphne Koller was supported by a University of California President's Postdoctoral Fellowship and an NSF Postdoctoral Associateship in Experimental Science.

automatically from data, adapting to reality rather than to an expert's conception thereof. Neural networks, for example, use a localized gradient-descent scheme to learn the model from the data. The resulting ease of construction and the biological plausibility of this approach have contributed significantly to the popularity of neural networks. The drawbacks of current learning schemes include the need for large amounts of training data and the incomprehensibility of the resulting models. Furthermore, many of the computational models that are associated with a learning algorithm are not the most effective models for decision making. Probabilistic networks, on the other hand, perform well in complex decision-making domains such as medical diagnosis, but have usually required a good deal of construction effort.

In this paper, we present a new learning algorithm for probabilistic networks that is effective even when some of the variables are *hidden*—that is, their values are not observable. This makes probabilistic networks competitive with neural networks in terms of ease of creation. In fact, because probabilistic networks have a precise local semantics, it is quite possible for human experts or other computational systems to provide prior knowledge to the learning process, thereby reducing the need for training data. Moreover, the output of the learning process is comprehensible to humans.

The paper begins with a basic introduction to probabilistic models in AI. We then present the following results:

- Derivation of a gradient-descent learning algorithm for probabilistic networks with hidden variables, where the gradient can be computed locally by each node using information that is available in the normal course of probabilistic network calculations.
- Extensions of the algorithm to handle intensionally represented distributions (such as noisy-OR nodes), continuous variables, and dynamic probabilistic networks representing temporal processes.
- Experimental demonstration of the algorithm on small and large networks, showing a dramatic improvement in learning rate resulting from inclusion of hidden variables.
- Experimental demonstration of the extended algorithm applied to a dynamic probabilistic network.

We conclude that adaptive probabilistic networks (APNs) may provide an excellent tool for scientists and engineers in building complex models from noisy data. Our results also motivate the use of a much broader class of models satisfying

the basic requirements of computational neuroscience than is commonly considered

2 Probabilistic networks

Systems based on probability theory now dominate the fields of expert systems and speech recognition, and are making rapid progress in language understanding and computer vision. Here we provide only a brief introduction. For a thorough treatment see Pearl [1988].

Probability theory views the world as a set of random variables X_1, \dots, X_n , each of which has a domain of possible values. For example, in describing cancer patients, the variables LungCancer and Smoker can each take on one of the values True and False. The key concept in probability theory is the joint probability distribution, which specifies a probability for each possible combination of values for all the random variables. Given this distribution, one can compute any desired probability given any combination of evidence. For example, given observations and test results, one can compute the probability that the patient has lung cancer.

Unfortunately, an explicit description of the joint distribution requires a number of parameters that is exponential in n , the number of variables. Probabilistic networks derive their power from the ability to represent conditional independences among variables, which allows them to take advantage of the locality of causal influences. Intuitively, a variable is independent of its indirect causal influences given its direct causal influences. In Figure 1, for example, the outcome of the X-ray does not depend on whether the patient is a smoker given that we know that the patient has lung cancer. If each variable has at most k other variables that directly influence it, then the total number of required parameters is linear in n and exponential in k . This enables the representation of quite large problems. For example, the CPCS network [Pradhan et al. 1994] contains 448 variables and compares well with the world's leading diagnosticians in internal medicine.

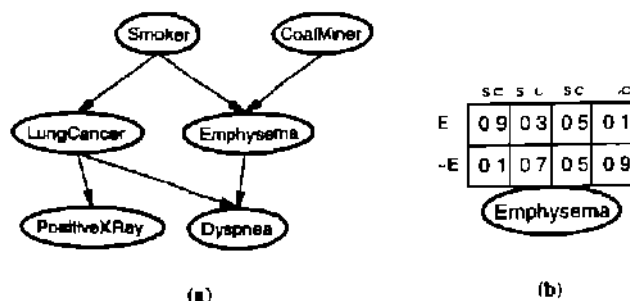


Figure 1 (a) A Simple probabilistic network showing a proposed causal model. (b) A node with associated conditional probability table. The table gives the conditional probability of each possible value of the variable Emphysema, given each possible combination of values of the parent nodes Smoker and Coalminer.

Formally, a probabilistic network is defined by a directed acyclic graph together with a conditional probability table (CPT) associated with each node (see Figure 1). Each node

¹We have described the simplest form of network. Networks can include continuous as well as discrete variables provided the representation of the conditional density function is finite. CPTs

represents a random variable. The CPT associated with variable X specifies the conditional distribution $P(X | \text{Parents}(X))$. The arcs encode probabilistic dependence in the sense that each variable must be conditionally independent of its non-descendants in the graph given its parents. This constraint implies that the network provides a complete representation of the joint distribution through the following equation

$$P(X_1, \dots, X_n) = \prod_{i=1}^n P(X_i | \text{Parents}(X_i)) \quad (1)$$

where $P(X_1, \dots, X_n)$ is the probability of a particular combination of values for X_1, \dots, X_n .

Once a network has been constructed, inference algorithms operate on it to calculate probabilities for query variables given values for evidence variables. It is important to note that the distinction between evidence and query variables is entirely flexible—any variable can be set and any variable can be queried. The best exact inference algorithms typically use a transformation to Markov random fields [Lautzen and Spiegelhaller 1988]. Stochastic approximation algorithms using Monte Carlo simulation have also been developed [Pearl 1988]. Although the general inference problem is likely to be of exponential complexity in the worst case, large networks are often solvable in practice. Massive parallelism can easily be applied, particularly with simulation algorithms.

3 Learning probabilistic networks

How can probabilistic networks be learned from data? There are several variants of this question. The structure of the network can be known or unknown, and the variables in the network can be observable or hidden in all or some of the data points. (The latter distinction is also described by the terms complete data and incomplete data.)

The case of known structure and fully observable variables is the easiest. In this case, we need only learn the CPT entries. Since every variable is observable, each data case can be pigeonholed into the CPT entries corresponding to the values of the parent variables at each node. Simple Bayesian updating then computes posterior values for the conditional probabilities based on Dirichlet priors [Olesen et al. 1992; Spiegelhalter et al. 1991].

The case of unknown structure and fully observable variables has also received some attention. In this case, the problem is to reconstruct the topology of the network—a discrete optimization problem usually solved by a greedy search in the space of structures [Cooper and Herskovits 1992; Heckerman et al. 1994]. For any given proposed structure, the CPTs can be reconstructed as described above. The resulting algorithms are capable of recovering fairly large networks from large data sets with a high degree of accuracy.

In this paper, we are mostly concerned with problems in which the structure is fixed but some variables are hidden² can be represented implicitly by parameterized functions instead of explicit tables.

²We also note that an algorithm for learning CPTs on a fixed structure with hidden variables can be applied to the general case of hidden variables and unknown structure by wrapping a structural search algorithm around it. However, the structural search algorithm must be more powerful than those described above for the fully observable case since it may need to introduce new hidden variables.

This case often occurs in practice since causal structure is a lot easier to elicit from experts than numbers, whereas data cases are unlikely to contain values for all the relevant variables. For example, the causal connections between diseases and their symptoms are often known and medical records can easily provide a large number of data cases. But the medical records are not typically complete data points: the actual disease is often not observed directly; we rarely have results for all possible clinical tests, and so on. Furthermore, causal models often contain variables that are sometimes inferred but never observed directly, such as syndromes in medicine.

The fixed-structure, hidden-variable case has been studied by several researchers. The earliest work of which we are aware is that by Golmard and Mallet [1991] who describe an algorithm for learning in tree-structured networks. The general case of directed acyclic graphs was addressed by Launtzen [1991, 1995]. (See also the discussions in Spiegelhalter *et al.* [1993, 1992], Olesen *et al.* [1992, 1992], Spiegelhalter and Cowell, [1992]). These papers describe the application of the EM (Expectation Maximization) algorithm [Dempster *et al.* [1977]] to probabilistic networks. EM, like gradient descent, finds local maxima on the likelihood surface defined by the network parameters. Launtzen notes some difficulties with the use of EM for this problem and suggests gradient descent as a possible alternative. Thiesson is currently undertaking direct comparison of the performance of the two approaches. A third possible approach is to use Gibbs sampling [Heckerman, personal communication; Buntine [1994]] in the course of a general mathematical analysis of structured learning problems, also suggests that one could use generalized network differentiation for learning probabilistic networks with hidden variables.

As mentioned above, the gradient-descent approach for belief network learning is closely related to neural network learning, an analogy observed by Neal [1992]. Neal derives an expression for the likelihood gradient in sigmoid networks using stochastic simulation and uses it to show that the Boltzmann Machine (a variety of neural network) is a special case of a probabilistic network. The 'Helmholtz machine' [Dayan *et al.* in press] is a hybrid of neural network and probabilistic network ideas. It restricts the kinds of probability distributions that can be represented in an attempt to retain the linear-time execution property of neural networks.

One might ask why the known-structure hidden variable problem cannot be reduced to the fully observable case by eliminating the hidden variables using marginalization (averaging out). There are two reasons for this. First, it is not necessarily the case that any particular variable is hidden in all the observed cases (although we do not rule this out). Second, networks with hidden variables can be more compact than the corresponding fully observable network (see Figure 2). In general, if the underlying domain has significant local structure, then with hidden variables it is possible to take advantage of that structure to find a more concise representation for the joint distribution on the observable variables. This, in turn, makes it possible to learn from fewer examples.

Before describing the details of our solution, we will explain the task in more detail. The algorithm is provided with a network structure and initial (randomly generated) values for the CPTs. It is presented with a set D of data cases D_1, D_m . We assume that the cases are generated independently from some underlying distribution. In each data case, values are

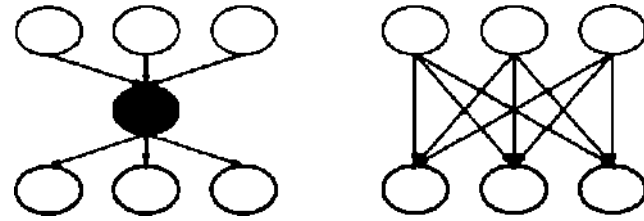


Figure 2 (a) A probabilistic network with a hidden variable (a shaded circle) labeled H (H is two valued and the other variables are three valued). The network requires 45 independent parameters. (b) The corresponding fully observable network, which requires 168 parameters.

given for some subset of the variables; this subset may differ from case to case. The object is to find the CPT parameters w that best model the data. We adopt a Bayesian notion of best. More specifically, we assume that each possible setting of w is equally likely *a priori*, so that the maximum likelihood model is appropriate. This means that the aim is to maximize $P_w(D)$, the probability assigned by the network to the observed data when the CPT parameters are set to w ¹.

4 Gradient-descent algorithms

Our approach is based on viewing the probability $P_w(D)$ as a function of the CPT entries w . This reduces the problem to one of finding the maximum of a multivariate nonlinear function. Algorithms for solving this problem typically take small steps on the surface whose coordinates are the parameters and whose height is the value of the function, trying to get to the highest point on the surface. In fact, it turns out to be easier to maximize the log-likelihood function $\ln P_w(D)$. Since the two functions are monotonically related, maximizing one is equivalent to maximizing the other.

The simplest variant of this approach, and the one we use, is *gradient descent* (also known as "hill-climbing"). At each point w , it computes ∇_w , the *gradient* vector of partial derivatives with respect to the CPT entries. The algorithm then takes a small step in the direction of the gradient. Naively, this would be to the point $w + \alpha \nabla_w$, where α is the step-size parameter. However, we need to be more careful. We actually want to maximize $P_w(D)$ subject to the constraint that w consists of conditional probability values, which must be between 0 and 1. Furthermore, in any CPT, the entries corresponding to a particular conditioning case (an assignment of values to the parents) must sum to 1. Standard results show that taking a step in the direction ∇_w and then renormalizing to the constrained surface achieves the same effect. In particular, when an edge of the parameter space is reached, this algorithm will have the effect of following it. The algorithm terminates when a local maximum is reached, that is, when the renormalized gradient is zero.

¹Compare this to the neural network task, minimize $E_w(D)$, the sum of squared differences between observed and predicted data values when the network weights are set to w . It has been pointed out that both maximum likelihood and neural network methods sometimes find local maxima at extreme values of their parameters, which can cause problems. It is possible that such problems can be avoided by carrying through the analysis for nonuniform priors.

By moving in the direction of the gradient this simple algorithm executes a greedy hill-climbing procedure. A variety of techniques can be used to speed up this process, such as Polak-Ribiere conjugate gradient methods. Variants of this basic technique are the standard approach for training the parameters (weights) of a neural network. Our results along with the results of Buntine and Neal demonstrate a very close connection between neural networks and probabilistic networks. Our results are a significant extension of Neal's result since they apply to any probabilistic network.

5 Local computation of the gradient

The usefulness of gradient descent depends on our ability to compute the gradient efficiently. This is one of the main keys to the success of gradient descent in neural networks. There *back-propagation* is used to compute the gradient of the function encoded by the neural network with respect to the network parameters (i.e., the weights on the links). The existence of a simple local algorithm for training the network allows one to use the same network and algorithms for both training and inference. Furthermore, the similarity to real biological processes lends a certain plausibility to the entire neural-network paradigm.

We now show that a similar phenomenon occurs in probabilistic networks. In fact for probabilistic networks, no back-propagation is needed. The gradient can be computed locally by each node using information that is available in the normal course of probabilistic network calculations. In our derivation we will use the standard notation w_{ijk} to denote a *specific CPT entry* the probability that variable X_i takes on its j th possible value assignment given that its parents U_i take on their k th possible value assignment.

$$w_{ijk} \equiv P(X_i = x_{ij} | U_i = u_{ik}) \quad (2)$$

First we show that we can compute the contribution of each case to the gradient separately and sum the results.

$$\begin{aligned} \frac{\partial \ln P_w(\mathbf{D})}{\partial w_{ijk}} &= \frac{\partial \ln \prod_{l=1}^m P_w(D_l)}{\partial w_{ijk}} \quad (\text{independent cases}) \\ &= \sum_{l=1}^m \frac{\partial \ln P_w(D_l)}{\partial w_{ijk}} \\ &= \sum_{l=1}^m \frac{\partial P_w(D_l) / \partial w_{ijk}}{P_w(D_l)} \end{aligned} \quad (3)$$

Now the aim is to find a simple local algorithm for computing each of the expressions $\frac{\partial P_w(D_l) / \partial w_{ijk}}{P_w(D_l)}$. In order to get an expression in terms of local information we introduce X_i and U_i by averaging over their possible values.

$$\begin{aligned} &\frac{\partial P_w(D_l) / \partial w_{ijk}}{P_w(D_l)} \\ &= \frac{\frac{\partial}{\partial w_{ijk}} \left(\sum_{j', k'} P_w(D_l | x_{ij'} u_{ik'}) P_w(x_{ij'} | u_{ik'}) \right)}{P_w(D_l)} \\ &= \frac{\frac{\partial}{\partial w_{ijk}} \left(\sum_{j', k'} P_w(D_l | x_{ij'} u_{ik'}) P_w(x_{ij'} | u_{ik'}) P_w(u_{ik'}) \right)}{P_w(D_l)} \end{aligned}$$

For our purposes, the important property of this expression is that w_{ijk} appears only in linear form. In fact w_{ijk} appears only

in one term in the summation: the term for $j' = j$, $k' = k$. For this term $P_w(x_{ij'} | u_{ik'})$ is just w_{ijk} . Hence

$$\begin{aligned} \frac{\partial P_w(D_l) / \partial w_{ijk}}{P_w(D_l)} &= \frac{P_w(D_l | x_{ij} u_{ik}) P_w(u_{ik})}{P_w(D_l)} \\ &= \frac{P_w(x_{ij} | u_{ik}) P_w(D_l) P_w(u_{ik})}{P_w(x_{ij} | u_{ik}) P_w(D_l)} \\ &= \frac{P_w(x_{ij} | u_{ik})}{P_w(x_{ij} | u_{ik})} \\ &= \frac{P_w(x_{ij} | u_{ik})}{w_{ijk}} \end{aligned} \quad (4)$$

This last equation allows us to piggyback the computation of the gradient on the calculations of posterior probabilities done in the normal course of probabilistic network operation. Essentially any standard probabilistic network algorithm when executed with the evidence D_l will compute the term $P_w(x_{ij} | u_{ik} | D_l)$ as a by-product. We are therefore able to use a standard commercial package (Hugin) for the required inference calculations.

The gradient vector can now be obtained as follows. We run an inference algorithm on each data case D_l separately computing $P_w(x_{ij} | u_{ik} | D_l)$ for each ijk in the process. We then sum these expressions over the different data cases l and divide by w_{ijk} . This is then used as outlined above. Section 7 describes results obtained from our implementation.

6 Extensions for generalized parameters

Our analysis above applies only to networks where there is no relation between the different parameters (CPT entries) in the network. Clearly this is not always the case. If we do a particular clinical test twice the parameters associated with these two nodes in the network should probably be the same (even though the results can differ). In many situations the causal influences on a given node are related so that more compact representations than an explicit CPT are called for. Viewing a CPT as a function from the parent values U_{ik} and the child value x_{ij} to the number $P(X_i = x_{ij} | U_i = u_{ik})$, it is often reasonable to describe this function intensionally using a small number of parameters. For example, we may choose to describe this function as a neural network. In other contexts we might have more information about the structure of this function. A *noisy or model* for example encodes our belief that a number of diseases all have an independent chance of causing a certain symptom. We then have a parameter A_i describing the probability that disease i in isolation causes the symptom. The probability of the symptom appearing given a combination of diseases is fully determined by these parameters. If the symptom node has k parents the CPT for the node can be described using k rather than 2^k parameters (assuming that all nodes are binary-valued). Using noisy-or nodes can make an otherwise intractably large network practical. For example the CPCS network mentioned above has only 8 254 parameters but would require 133 931 430 parameters if the CPTs were defined by explicit tables.

Given that we want our network to be defined using parameters that are different from the CPT entries themselves, we would like to learn these parameters from the data. Our basic algorithm remains unchanged rather than doing gradient ascent over the surface whose coordinates are the CPT entries.

we do gradient ascent over the surface whose coordinates are these new parameters. The only issue we need to address is the computation of the gradient with respect to these parameters. As we now show, our analysis can easily be extended to this more general case using a simple application of the *Chain Rule* for derivatives. Technically, assume that the network is defined using some vector of parameters λ whose values we are trying to adjust. Each CPT entry w_{jk} can be viewed as a function $w_{jk}(x)$. Assuming these functions are differentiable, we obtain the following:

$$\frac{\partial \ln P_{\mathbf{w}}(\mathbf{D})}{\partial \lambda_m} = \sum_{j,k} \frac{\partial \ln P_{\mathbf{w}}(\mathbf{D})}{\partial w_{jk}} \times \frac{\partial w_{jk}}{\partial \lambda_m} \quad (5)$$

Our analysis above shows how the first term in each product can be easily computed as a by-product of any standard probabilistic network algorithm. The second term requires only a simple function application.

The ability to learn intensionally represented probabilistic networks confers many advantages. First, as we argued, certain networks are simply impractical unless we reduce the size of their representation in this way. This is even more important when learning such networks, since learning each CPT entry separately would almost certainly require an unreasonable amount of training data. This is another instance where our algorithm is able to utilize prior knowledge in the right way to speed up the learning process. But even more importantly, this ability allows us to learn networks that otherwise would not fit into this framework. For example, as we mentioned above, probabilistic networks can also contain continuous-valued nodes. The 'CPT' for such nodes must be intensionally defined, for example as a Gaussian distribution with parameters for the mean and the variance [Lautzen and Wermuth, 1989]. Equation 5 gives us the fundamental tool needed for learning such networks.

Perhaps the most important application of Equation 5 is in learning *dynamic probabilistic networks* (DPNs), i.e., networks that represent a temporal stochastic process. Such networks are typically divided into *time slices*, where the nodes at each slice encode the state at the corresponding time. Figure 3 shows the coarse structure of a generic DPN. The CPTs for a DPN include a *state evolution model*, which describes the transition probabilities between states, and a *sensor model*, which describes the observations that can result from a given state. Typically, one assumes that the CPTs in each slice do not vary over time. The same parameters therefore will be duplicated in every time slice in the network. In this case, we can show that Equation 5 simplifies out to the sum of the gradients corresponding to the different instances of the parameter. (Section 7 demonstrates the application of this algorithm to a simple example.) As a way of modelling a partially observable process, DPNs compete directly with hidden Markov models (HMMs). DPNs allow the decomposition of the hidden state into several variables, potentially revealing additional structure in the process being modelled and improving inductive performance. Intuitively, a DPN represents n bits of state information using $O(n)$ state variables, whereas an HMM uses $O(2^n)$ states. If the state evolution model can be described compactly in terms of the CPTs for the state variables, we would expect DPNs to outperform HMMs on problems with large state spaces.

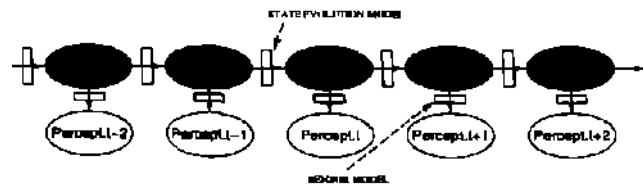


Figure 3. Generic structure of a dynamic probabilistic network. In an actual network there may be many state and sensor variables in each time slice.

7 Experimental results

We report on three experiments. The first shows the importance of prestructuring the probabilistic network using hidden variables. The second shows the effectiveness of the algorithm on a large network with many hidden variables. The third demonstrates the capability for learning a model of a temporal process with hidden variables.

The basic tools we need are a probabilistic inference engine and a gradient-descent algorithm. For the former, we use Hugin in the first two experiments and our own stochastic simulation system for the third experiment. For the latter, we have adapted the conjugate gradient algorithm [Price, 1992] to keep the probabilistic variables in the legal $[0, 1]$ range as described above. This uses repeated line minimizations (with direction chosen by the Polak-Ribiere method) and a heuristic termination condition to signal a maximum. In each experiment, training cases are generated by stochastic sampling from the distribution defined by each network for the observable variables; new training cases are added incrementally into the existing training set.

The performance of the algorithm is measured as a function of the number of training cases (X-axis). Among the possible choices for the performance metric (Y-axis), the most obvious would be the probability $P(D')$ assigned by the learned network to a set of test data D' generated from the original network, or possibly the Kullback-Liebler distance from the true distribution, if available. However, in order to facilitate comparison with traditional algorithms which have fixed inputs and outputs, we designate certain observable nodes as 'outputs' and measure the ability of the learned network to predict the output values given values for the remaining observable nodes. More precisely, we measure the mean square error for each output node probability value, where the mean is taken over the distribution of input values. (In large networks, this is approximated by sampling.)

The first experiment uses data generated from the 3-1-3 network in Figure 2(a). We ran three algorithms on this data: an APN with the 3-3' structure shown in Figure 2(b), a backpropagation neural network with a maximum-likelihood energy function, and an APN with the original 3-1-3 structure. The neural network had three nodes for each of the three-valued nodes in the probabilistic network, and used local coding; the number of nodes in the hidden layer was optimized using 10-fold cross-validation. The results, shown in Figure 4, demonstrate the advantage of using the network structure that includes the hidden node.

The second experiment uses data generated from a network for car insurance risk estimation (Figure 5). The network has 27 nodes, of which only 15 are observable, and over 1400 parameters. Three of the observable nodes are designated as

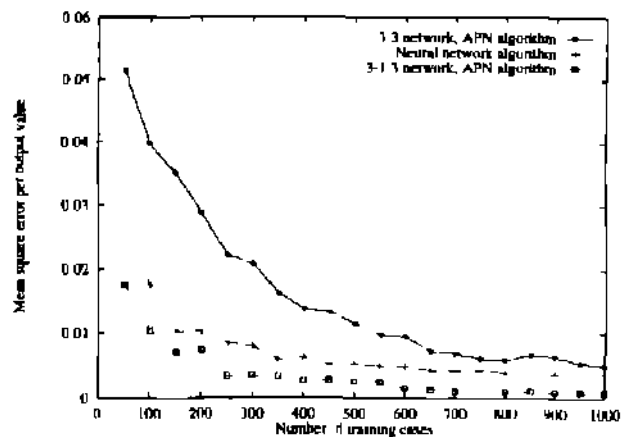


Figure 4 The output prediction accuracy as a function of the number of cases observed for data generated from the network shown in Figure 2(a). The three curves are for the APN algorithm using the network structure in Figure 2(b), a back propagation neural network using 10-fold cross validation and the APN algorithm using the correct network structure.

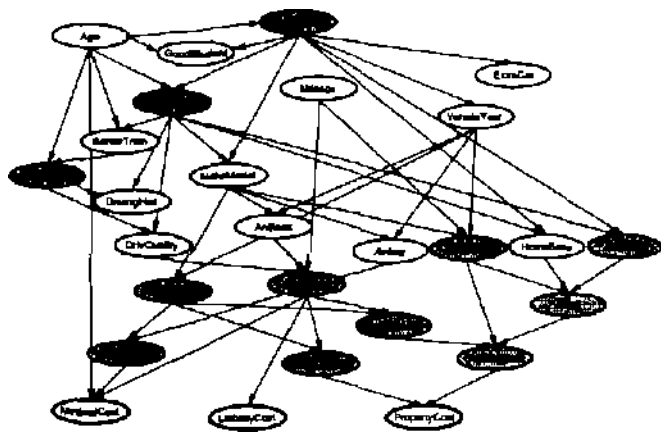


Figure 5 A network for estimating the expected claim costs for a car insurance policyholder. Hidden nodes are shaded and output nodes are shown with heavy lines.

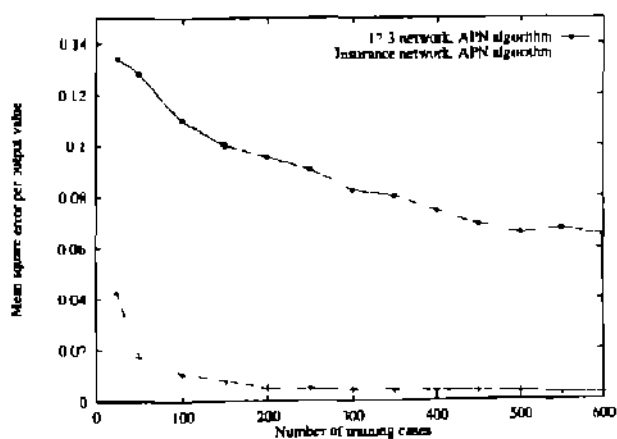


Figure 6 The prediction accuracy as a function of the number of cases observed for data generated from the network shown in Figure 5. The two curves are for the APN algorithm using a 1-2-3 network and the APN algorithm using the correct structure.

outputs. We ran an APN with the correct structure, and an APN with a 12-1 structure analogous to the 3-3 network in Figure 2(b). The correctly structured APN learns essentially the correct distribution from around 400 cases, whereas the 12-3 APN requires many thousands of cases to reach the same level (Figure 6).⁴

The third experiment uses data generated from the dynamic probabilistic network shown in Figure 7. Applying the APN algorithm with the correct network structure and using the chain rule extension from Section 6, we obtain the learning curve shown in Figure 8. For this experiment we used a stochastic simulation algorithm based on likelihood weighting [Shachter and Peot, 1989]. Because this algorithm provides anytime estimates of the required probabilities, it suits our purposes very well. Early in the gradient descent process we need only very rough estimates of the gradient and these can be generated very quickly.

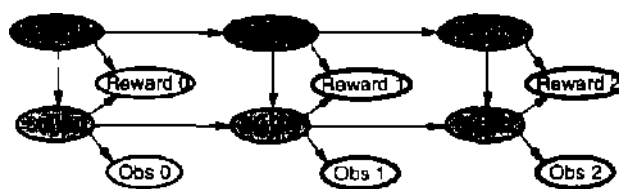


Figure 7 A simple dynamic probabilistic network modelling a partially observable Markov process with reinforcement. Hidden nodes are shaded and output nodes are shown with heavy lines.

8 Conclusions

We have demonstrated a gradient-descent learning algorithm for probabilistic networks with hidden variables that uses localized gradient computations piggybacked on the standard network inference calculations. Although a detailed comparison between neural and probabilistic networks, requires more extensive analysis than is possible in this paper, one is struck by the fact that the motivations for the widespread adoption of neural networks as cognitive and neural models—localized learning, massive parallelism, and robust handling of noisy data—are also satisfied by probabilistic networks. Furthermore, the precise local semantics of probabilistic networks allows humans or other systems to provide prior knowledge to constrain the learning process. We have demonstrated the dramatic improvements that can be achieved by pre-structuring

⁴For comparison we applied a two layer neural network learning algorithm to the same data using cross validation to find the best size of hidden layer. The neural net's behavior is interesting. For all sample sizes it converges to predict just the output proportions observed in the training data, independent of the particular inputs. The same behavior was found for decision trees with pruning and for k nearest-neighbor learning. This suggests that the complex patterns found by the structured APN are not discernible by the knowledge-free algorithms. One might imagine that a neural network structured similarly to the structured APN would be able to overcome this problem. There are two reasons to doubt this: first, structure in a neural network represents deterministic functional dependencies rather than the probabilistic dependencies represented by the APN structure; second, training sparse neural networks with more than a few layers seems to be very difficult, although we are currently trying to make it work.

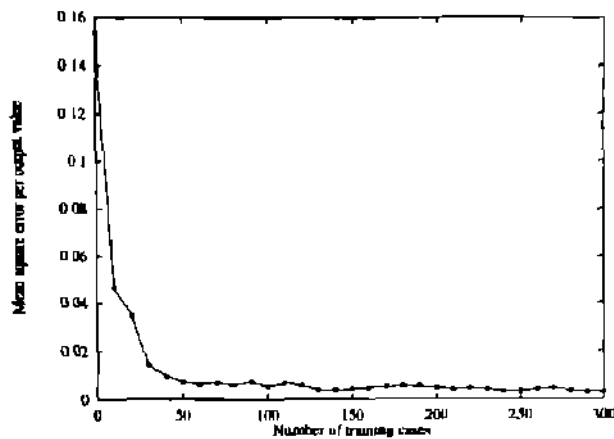


Figure 8 The prediction accuracy as a function of the number of cases observed for data generated from the network shown in Figure 7 The curve is for an APN algorithm using the correct structure

the network especially using hidden variables Theoretical analysis of the sample complexity of learning probabilistic networks is an obvious next step We would also like to investigate the use of APNs for classification rather than density estimation this can be done by altering the optimization goal to minimize the error on specified variables [Spiegelhalter and Cowell 1992] Detailed empirical comparisons with EM Gibbs and neural network methods are urgently needed

The existence of localized gradient descent algorithms for both adaptive probabilistic networks and back-propagation neural networks is no accident In other work we have established general conditions under which any distributed computational system is amenable to local learning (see also [Buntine, 1994]) Such results suggest that the class of abstract models considered in computational neuroscience can be broadened considerably

References

- [Buntine 1994] Wray L Buntine Operations for learning with graphical models *Journal of Artificial Intelligence Research* 2 December 1994
- [Cooper and Herskovits 1992] G Cooper and E Herskovits A Bayesian method for the induction of probabilistic networks from data *Machine Learning* 9 309-347 1992
- [Dayan et al, in press] Peter Dayan Geoffrey E Hinton Radford M Neal and Richard S Zemel The helmholtz machine *Neural Computation* in press
- [Dempster et al 1977] A Dempster, N Laird and D Rubin Maximum likelihood from incomplete data via the EM algorithm *Journal of the Royal Statistical Society* 39 (Series B) 1-38 1977
- [Golmard and Mallet 1991] J-L Golmard and A Mallet Learning probabilities in causal trees from incomplete databases *Revue d'Intelligence Artificielle* 5 93-106 1991
- [Heckerman et al 1994] D Heckerman D Geiger and M Chickering Learning Bayesian networks The combination of knowledge and statistical data Technical Report

MSR-TR-94-09, Microsoft Research, Redmond, Washington 1994

- [Launtzen and Spiegelhalter 1988] Steffen L Launtzen and David J Spiegelhalter Local computations with probabilities on graphical structures and their application to expert systems *Journal of the Royal Statistical Society B* 50(2) 157-224 1988
- [Launtzen and Wermuth 1989] S L Launtzen and N Wermuth Graphical models for associations between variables some of which are qualitative and some quantitative *Annate of Statistics* 17 31-57 1989
- [Launtzen 1991] Steffen L Lauritzen The EM algorithm for graphical association models with missing data Technical Report TR 91-05 Department of Statistics Aalborg University 1991
- [Launtzen 1995] S L Launtzen The EM algorithm for graphical association models with missing data *Computational Statistics and Data Analysis* 19 191-201 1995
- [Neal 1992] R M Neal Connectionist learning of belief networks *Artificial Intelligence*, 56 71-113 1992
- [Olesen et al 1992] K G Olesen, S L Launtzen and F V Jensen aHUGIN A system for creating adaptive causal probabilistic networks In *Proceedings of the Eighth Conference on Uncertainty in Artificial Intelligence (UA/ 92)* Stanford California 1992 Morgan Kaufmann
- [Pearl 1988] Judea Pearl Probabilistic Reasoning in Intelligent Systems Networks of Plausible Inference Morgan Kaufmann San Mateo California 1988
- [Pradhan et al 1994] M Pradhan G M Provan B Middleton, and M Hennon Knowledge engineering for large belief networks In *Proceedings of Uncertainty in Artificial Intelligence* Seattle, Washington 1994 Morgan Kaufmann
- [Price 1992] William H Price Numerical Recipes in C Cambridge University Press Cambridge 1992
- [Shachter and Peot 1989] R D Shachter and M A Peot Simulation approaches to general probabilistic inference on belief networks In *Proceedings of the Fifth Conference on Uncertainty in Artificial Intelligence (UAI 89)* Windsor Ontario 1989 Morgan Kaufmann
- [Spiegelhalter and Cowell 1992] D J Spiegelhalter and R G Cowell Learning in probabilistic expert systems In J M Bernardo Berger J O Dawid A P and Adnan F M Smith, editors *Bayesian Statistics 4* 1992
- [Spiegelhalter et al, 1993] D Spiegelhalter P Dawid S Launtzen and R Cowell Bayesian analysis in expert systems *Statistical Science* 8 219-282 1993