

Localization of Single Link-Level Network Anomalies

Emna Salhi
University of Rennes 1
IRISA, France
emna.salhi@irisa.fr

Samer Lahoud
University of Rennes 1
IRISA, France
samer.lahoud@irisa.fr

Bernard Cousin
University of Rennes 1
IRISA, France
bernard.cousin@irisa.fr

Abstract—Achieving accurate, cost-efficient, and fast anomaly localization is a highly desired feature in computer networks. Prior works, examining the problem of single link-level anomaly localization, have shown that resources that enable the monitoring of a set of paths distinguishing between all links of the network pairwise must be deployed for unambiguous anomaly localization. In this paper, we show that the number of pair of links that are to be distinguished can be cut down drastically using an already established anomaly detection solution. This results in reducing the localization overhead and cost significantly. Furthermore, we show that all potential anomaly scenarios can be derived offline from the anomaly detection solution. Therefore, we compute full localization solutions, *i.e.* monitors that are to be activated and paths that are to be monitored, for all potential anomaly scenarios offline. This results in a significant minimization of localization delay. We devise an anomaly localization technique that selects monitor locations and monitoring paths jointly; thereby enabling a trade-off between the number and locations of monitoring devices and the quality of monitoring paths. The problem is formulated as an integer linear program (ILP), and is shown to be \mathcal{NP} -hard through a polynomial-time reduction from the \mathcal{NP} -hard facility location problem. The effectiveness and the correctness of the proposed anomaly localization scheme are verified through theoretical analysis and extensive simulations.

Index Terms—Network monitoring, anomaly localization, anomaly detection, link-level anomalies.

I. INTRODUCTION

Anomaly localization aims at identifying unambiguously the link that causes an anomalous behavior of the network (*e.g.* excessive delay, high packet loss rate, etc.). It has long been combined with anomaly detection (*e.g.* [1]-[5]). However, several research works argued that continuous anomaly localization can result in high overhead on the underlying network, and therefore, can interfere with the network services leading to service troubles. Recent works on network monitoring consider anomaly localization as a reaction to anomaly detection and perform two-phase monitoring (*e.g.* [6]-[12]). The first phase, the anomaly detection phase, uses as few network resources as possible to only detect anomalies. A necessary and sufficient condition to detect all link-level anomalies is to cover all the network links. Upon detecting an anomaly, the detection phase returns a set of suspect links.

Here comes the localization phase that aims at reducing the set of suspect links to the anomalous link(s). Clearly, this reactive anomaly localization approach reduces significantly the monitoring overhead compared to continuous anomaly localization. However it presents a serious challenge: *the localization must be as fast as possible, in order to enable a fast recovery of the network.*

Argawal et al. [7] proposed an accurate link-level anomaly localization scheme that can localize all potential single link-level anomalies in a given network. The key idea is to deploy resources that enable the monitoring of a set of paths distinguishing all links of the network pairwise. Whenever an anomaly is detected, this set of paths is monitored in order to pinpoint the anomalous link. More recently, Barford et al. [8] proposed another scheme that selects paths that are to be monitored during the localization phase. Although this technique minimizes the localization overhead, because the monitored paths distinguish only between the suspect link, it suffers from two imperfections. The first is the non-negligible time of computing the set of paths that are to be monitored upon detecting an anomaly, which increases the localization delay (*i.e.* time elapsed between the moment when an anomaly is detected and the moment when the anomalous link is pinpointed). The second is that there is no guarantee to localize all potential anomalies, because deployed monitors ensure only the coverage of links. In this paper, we demonstrate that 1) not all links of the network need to be distinguishable pairwise towards localizing all potential anomalies, 2) all potential anomaly scenarios can be derived offline from any detection solution that covers all the network links. Thus, we compute full low-cost localization solutions, *i.e.* monitors that are to be activated and paths that are to be monitored, for all potential anomalies offline. Subsequently, we achieve an important gain in localization delay and overhead.

Furthermore, most existing works consider only one criterion for monitoring path selection that is the minimization of the number of monitored paths, and only one criterion for monitor location selection that is the minimization of the number of deployed monitoring devices. However, these criteria do not reflect the localization cost properly. Indeed, to reduce localization delay and overhead, monitoring of links that do not provide extra localization information during

the localization phase must be avoided. Moreover, monitor locations must be selected carefully towards minimizing the delay of communications between the Network Operation Center (NOC) and the deployed monitors. A novel anomaly localization cost model that considers the infrastructure cost, the localization overhead and the localization delays is, therefore, proposed in this paper. Besides, our anomaly localization scheme selects monitor locations and monitoring paths jointly, thereby enabling a trade-off between the number and locations of deployed monitoring devices and the quality of selected monitoring paths. We formulate our scheme as an ILP, and we show that the problem is \mathcal{NP} -hard through a polynomial-time reduction from the facility location problem.

We verify the effectiveness of our anomaly localization scheme by comparing it with existing anomaly localization schemes through extensive simulations

II. NETWORK MODEL AND PROBLEM STATEMENT

We model the network as a undirected graph $\mathcal{G} = (\mathcal{N}, \mathcal{E})$ comprising a set of nodes \mathcal{N} connected by a set of undirected links in \mathcal{E} . Let \mathcal{P} be the set of all non-looping paths of the network. Unless otherwise mentioned, without loss of generality, we assume that all the network paths are candidate to be monitored and all the network nodes are candidate to hold monitoring devices. We use the term monitoring paths to designate paths that are monitored during the detection phase, also referred to as detection paths, or during the localization phase, also referred to as localization paths. We denote the anomaly detection solution by $(\mathcal{D}_m, \mathcal{D}_p)$. \mathcal{D}_m is the set of monitor locations where to deploy monitoring devices. \mathcal{D}_p is a set of monitoring paths traveling between the selected monitor locations and covering all the network links, $\cup_{p \in \mathcal{D}_p} p = \mathcal{E}$. We assume that an anomaly on link $e \in \mathcal{E}$ affects all the monitoring paths that cross e . Two links are said to be distinguishable from each other if we are able to decide which one is anomalous when an anomaly occurs on one of them.

We address the problem of single-link level anomaly localization. The objective is to enable the localization of all potential link-level anomalies accurately; while minimizing the cost of acquiring and deploying monitoring devices, the localization overhead and the localization delay. Our localization scheme infers all potential anomaly scenarios from any detection solution that covers all links of the network. This has two major benefits. The first is that we pre-compute full localization solutions for all anomaly scenarios offline, thereby accelerating the localization process. The second is that we do not need to deploy resources that can distinguish every single pair of the network links. This is because, as it will be demonstrated in the next sections, only links that belong to the same anomaly scenario need to be distinguishable pairwise. The inputs into our localization problem are an instance of the graph $\mathcal{G} = (\mathcal{N}, \mathcal{E})$ and a set of detection paths \mathcal{D}_p that can cover all links in \mathcal{E} , and the outputs are a set of monitor locations whose monitors are to be activated and a set of paths that are to be monitored for each potential

anomaly. The localization solution must achieve a good trade-off between the monitor deployment cost, the localization overhead and the localization delay. To this end, a novel cost model that measures these three metrics is proposed. Also, our localization scheme selects monitor locations and localization paths jointly; as opposed to existing schemes that apply a two-step selection procedure, therefore omitting the trade-off between the number and locations of monitors and the quality of localization paths.

III. NOT ALL LINK PAIRS NEED TO BE DISTINGUISHABLE FOR LOCALIZING ALL SINGLE LINK-LEVEL ANOMALIES

In this section, we first establish a necessary and sufficient condition to distinguish between two links; and then, we prove that we do not need to distinguish between all links of the network pairwise in order to ensure accurate localization of all potential single link-level anomalies. This excludes a pre-established condition claiming that all links of the network need to be distinguishable pairwise in order to localize all potential single links level anomalies [7][8].

Theorem 1: The necessary and sufficient condition for two links e_1 and e_2 to be distinguishable from each other is the existence of a monitoring path that crosses either e_1 or e_2 , but not both.

Proof: We first demonstrate the sufficiency condition. Assume that either e_1 or e_2 is anomalous. Let p be a path that crosses e_1 (interchangeably e_2) but not e_2 . If p exhibits an anomaly, then the anomalous link must be crossed by p . We conclude that e_1 is the anomalous link. If, p does not exhibit an anomaly, then all links that are crossed by p are not anomalous. It follows that the anomalous link is e_2 . Thus, p is sufficient to distinguish between e_1 and e_2 .

The necessary condition can be proved as follows. Assume that it does not exist any path that crosses only one of the two links. Then, the monitoring path set can be divided into two types of paths: paths that cross both e_1 and e_2 , and paths that neither cross e_1 nor e_2 . An anomaly on a given link affects all the monitoring paths that cross that link. Therefore, the latter type of paths is not affected by the anomalies on the two links, whereas the former type of paths is affected by the anomalies on the two links. Thus, the set of monitoring paths that are affected by an anomaly on e_1 is exactly the same set of paths that is affected by an anomaly on e_2 . This means that e_1 and e_2 cannot be distinguished from each other. ■

Existing localization schemes (e.g. [7], [8]) claim that all links of the network must be distinguished pairwise in order to localize all potential anomalies. According to Theorem 1, this means that $\forall e_1, e_2 \in \mathcal{E}$ there exists a monitoring path that crosses either e_1 or e_2 , but not both. However, we will demonstrate that this is a sufficient but not necessary condition for localizing all potential anomalies, and we show how to infer the minimal set of pair of links that are to be distinguished from a given detection solution that covers all the network links.

Consider a network link $e \in \mathcal{E}$. We denote by D_{e_+} and D_{e_-} the set of detection paths that cross e and the set of detection paths that do not cross e , respectively. The set of suspect links for an anomaly e is the set of potential anomalous links that is returned by the detection process when an anomaly occurs on link e , *i.e.* all links that the detection paths cannot distinguish from e .

Theorem 2: The set of suspect links for an anomaly on a given link $e \in \mathcal{E}$ equals $\cap_{p \in D_{e_+}} p - \cup_{p \in D_{e_-}} p$.

Proof: We prove this theorem by construction. The set of detection paths can be divided into two sets:

- D_{e_+} : paths that cross link e .
- D_{e_-} : paths that do not cross link e .

An anomaly on link e affects only paths that cross this link. Subsequently, paths in D_{e_-} do not exhibit an anomaly. It follows that all the links that are crossed by paths in D_{e_-} are not suspect. Now, let L be the set of links that are crossed by paths in D_{e_+} and that are not crossed by paths in D_{e_-} , $L = \cup_{p \in D_{e_+}} p - \cup_{p \in D_{e_-}} p$. L can be divided into two subsets of links:

- L_1 : links $\notin \cap_{p \in D_{e_+}} p - \cup_{p \in D_{e_-}} p$
- L_2 : links $\in \cap_{p \in D_{e_+}} p - \cup_{p \in D_{e_-}} p$

We prove by contradiction that all links in L_1 are not suspect. Assume to the contrary that a link $l \in L_1$ is suspect. This means that there does not exist any path in D_{e_+} that distinguishes between l and e . It follows that for each $p \in D_{e_+}$, p crosses e and l . Thus $l \in \cap_{p \in D_{e_+}} p - \cup_{p \in D_{e_-}} p$, leading to a contradiction.

Likewise, we prove by contradiction that all links in L_2 are suspect. Assume to the contrary that a link $l \in L_2$ is not suspect, then, there exists at least one path $p \in D_{e_+}$ such that p distinguishes between e and l . Since all paths in D_{e_+} cross e , then p does not cross l . It follows that $l \notin \cap_{p \in D_{e_+}} p - \cup_{p \in D_{e_-}} p$, leading to a contradiction. ■

Corollary 1: A sufficient and necessary condition to localize all potential link-level anomalies is to distinguish each link $e \in \mathcal{E}$ from links that belong to $\cap_{p \in D_{e_+}} p - \{\cup_{p \in D_{e_-}} p \cup \{e\}\}$.

We refer to the set of suspect links for an anomaly on link e as $\mathcal{S}(e)$.

Corollary 2: $e_1 \in \mathcal{S}(e_2) \Leftrightarrow \mathcal{S}(e_1) = \mathcal{S}(e_2), \forall e_1, e_2 \in \mathcal{E}$

Corollary 3: $\mathcal{S}(e_1) \neq \mathcal{S}(e_2) \Leftrightarrow \mathcal{S}(e_1) \cap \mathcal{S}(e_2) = \emptyset$

Let $d\mathcal{S}$ be the set of distinct sets of suspect links.

Corollary 4: $\cup_{e \in \mathcal{E}} \mathcal{S}(e) = \cup_{\mathcal{S}(i) \in d\mathcal{S}} \mathcal{S}(i) = \mathcal{E}$

Corollary 5: $\sum_{\mathcal{S}(i) \in d\mathcal{S}} |\mathcal{S}(i)| = |\mathcal{E}|$

Let $AllPairs$ denotes the number of all the network link pairs. Clearly, $AllPairs = (|\mathcal{E}| * (|\mathcal{E}| - 1))/2$. Let $dPairs$ denotes the number of pair of links that need be distinguishable in order to localize all potential link-level anomalies.

*Corollary 6: $dPairs = AllPairs - \sum_{\mathcal{S}(i), \mathcal{S}(j) \in d\mathcal{S}: i < j} |\mathcal{S}(i)| * |\mathcal{S}(j)|$*

The properties presented in the above corollaries are demonstrated in Appendix A. Corollary 6 confirms that we do not need to distinguish between all the network link pairs; unless the number of detection paths equals 1, which is very unlikely. It will demonstrated later in this paper that this reduction in the number of links pairs that are to be distinguished achieves great savings in resources needed to localize anomalies.

IV. DERIVATION OF POTENTIAL ANOMALY SCENARIOS

Theorem 2 states that the set of suspect links returned at the end of the detection phase whenever an anomaly on link e occurs is $\cap_{p \in D_{e_+}} p - \cup_{p \in D_{e_-}} p$. Therefore, instead of computing monitors that are to be activated and paths that are to be monitored during the localization phase whenever an anomaly is detected, we propose to perform these computations for all potential anomalies only once offline. Having a set of detection paths that cover all links of the network, we infer the set of suspect links for each link as described in Theorem 2. Then, a single anomaly scenario is created for all links that have the same set of suspect links, *i.e.* an anomaly scenario is created for each distinct set of suspect links. Let us denote by \mathcal{A} the set of all anomaly scenarios, and let \mathcal{S}_a denotes the set of suspect links associated to the anomaly scenario $a \in \mathcal{A}$. $d\mathcal{S} = \{\mathcal{S}_a, \forall a \in \mathcal{A}\}$. Clearly, the least upper bound of the number of anomaly scenarios is the number of the network links. It is easy to show that when this bound is reached, the set of suspect links for an anomaly on link e , $\forall e \in \mathcal{E}$, is reduced to the link e . In such case, the localization of all potential anomalies is immediate from the detection information. According to Corollary 2, we need to deploy monitors that enable the monitoring of a set of paths distinguishing links of each anomaly scenario pairwise in order to ensure the localization of all potential anomalies.

To illustrate, consider the sample network topology depicted in Fig. 1. An associated anomaly detection solution that covers all links of the network is depicted at the bottom of the figure. We use Theorem 2 to compute the set of suspect links for each link of the network. The result is depicted in Table I. The sets of suspect links associated to link (2,3) and link (0,7) are unitary. In case an anomaly occurs on one of these two links, there is no need to trigger the localization phase because the anomalous link is immediately pinpointed by intersecting the detection paths that exhibit the anomaly. Furthermore, four non-unitary anomaly scenarios (a_1, a_2, a_3, a_4) are created for this topology (see table II). These are the four distinct non-unitary sets of suspect links. It should be noted that for this sample topology only 24 link pairs ($\sum_{1 \leq i < j \leq 4} (|a_i| * (|a_i| - 1))/2$) among the 153 link pairs of the network ($18 * (18 - 1)/2$) need to be distinguishable.

V. ANOMALY LOCALIZATION COST

Consider a set of candidate monitor locations, \mathcal{M} , a set of network paths that are candidate to be monitored, \mathcal{P}' , and a set of anomaly scenarios \mathcal{A} . The anomaly localization cost includes two costs:

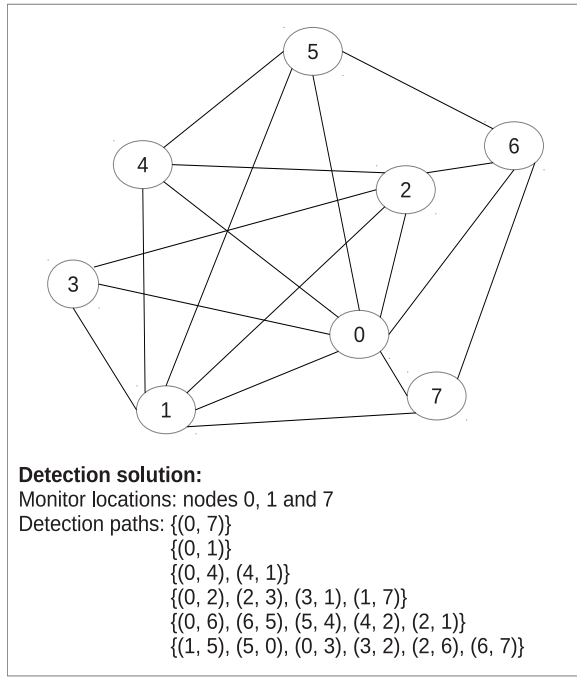


Fig. 1: Illustrative network and an associated anomaly detection solution

TABLE I: Sets of suspect links for all potential anomalies

Anomalous link	Set of suspect links
(0, 1)	$\{(0, 1)\}$
(0, 2)	$\{(0, 2), (1, 3), (1, 7)\}$
(1, 2)	$\{(0, 6), (5, 6), (4, 5), (2, 4), (1, 2)\}$
(0, 3)	$\{(1, 5), (0, 5), (0, 3), (2, 6), (6, 7)\}$
(1, 3)	$\{(0, 2), (1, 3), (1, 7)\}$
(2, 3)	$\{(2, 3)\}$
(0, 4)	$\{(0, 4), (1, 4)\}$
(1, 4)	$\{(0, 4), (1, 4)\}$
(2, 4)	$\{(0, 6), (5, 6), (4, 5), (2, 4), (1, 2)\}$
(0, 5)	$\{(1, 5), (0, 5), (0, 3), (2, 6), (6, 7)\}$
(1, 5)	$\{(1, 5), (0, 5), (0, 3), (2, 6), (6, 7)\}$
(4, 5)	$\{(0, 6), (5, 6), (4, 5), (2, 4), (1, 2)\}$
(0, 6)	$\{(0, 6), (5, 6), (4, 5), (2, 4), (1, 2)\}$
(2, 6)	$\{(1, 5), (0, 5), (0, 3), (2, 6), (6, 7)\}$
(5, 6)	$\{(0, 6), (5, 6), (4, 5), (2, 4), (1, 2)\}$
(0, 7)	$\{(0, 7)\}$
(1, 7)	$\{(0, 2), (1, 3), (1, 7)\}$
(6, 7)	$\{(1, 5), (0, 5), (0, 3), (2, 6), (6, 7)\}$

TABLE II: Anomaly scenarios

Anomaly scenario	Set of suspect links
a_1	$S_{a_1} = \{(0, 2), (1, 3), (1, 7)\}$
a_2	$S_{a_2} = \{(0, 6), (5, 6), (4, 5), (2, 4), (1, 2)\}$
a_3	$S_{a_3} = \{(1, 5), (0, 5), (0, 3), (2, 6), (6, 7)\}$
a_4	$S_{a_4} = \{(0, 4), (1, 4)\}$

- **Monitor cost:** it includes the effective cost of acquiring hardware and software monitoring devices and the cost of their maintenance. In addition, it includes the cost of communications between monitors and the NOC. For instance, the cost of communications between a monitor and the NOC can be expressed as a function of the physical distance that separates them. Let us denote by

C_n the cost of deploying a monitor on node n . Let Y_n be a binary variable that indicates whether node n is selected to hold a monitoring device. The monitor cost can be expressed as follows:

$$\sum_{n \in \mathcal{M}} C_n Y_n \quad (1)$$

- **Probe cost:** it expresses the overhead of monitoring flows on the underlying network. Measurements of links that do not provide localization information should be avoided in order to minimize the monitoring overhead. Clearly, measuring links that do not belong to the set of suspect links of an anomaly scenario does not provide any extra localization information. Furthermore, measurement of links that belong to the set of suspect links might be useless. Revisit Fig. 1 and table I to illustrate. Consider an anomaly on link (6, 7). The associated set of suspect links is $\mathcal{S}_{a_3} = \{(1, 5), (0, 5), (0, 3), (2, 6), (6, 7)\}$. Consider now the set of paths $\{p_1: (1, 5)(5, 6)(2, 6); p_2: (1, 5)(0, 5)(0, 2); p_3: (1, 7)(6, 7)(2, 6)\}$ that distinguishes between all the suspect links pairwise. Path p_1 divides \mathcal{S} into two subsets: $\mathcal{S}_{a_3}^1 \{(1, 5), (2, 6)\}$ and $\mathcal{S}_{a_3}^2 \{(0, 5), (0, 3), (6, 7)\}$. The links of $\mathcal{S}_{a_3}^1$ are distinguished from links of $\mathcal{S}_{a_3}^2$. Link (5, 6) that is crossed by p_1 does not belong to \mathcal{S}_{a_3} , and therefore, it does not provide any localization information. Path p_2 divides $\mathcal{S}_{a_3}^1$ into two subsets: $\mathcal{S}_{a_3}^{11} \{(1, 5)\}$ and $\mathcal{S}^{12} \{(2, 6)\}$, and divides $\mathcal{S}_{a_3}^2$ into two subsets: $\mathcal{S}_{a_3}^{21} \{(0, 5), (6, 7)\}$ and $\mathcal{S}_{a_3}^{22} \{(0, 3)\}$. Finally, p_3 distinguishes between (0, 5) and (6, 7). However, it crosses (2, 6) that is already distinguished from all the other suspect links. Thus, measuring (2, 6) by p_3 does not provide extra localization information, although it belongs to \mathcal{S} .

Let us denote by C_e the cost of measuring link e . C_e should be proportional to the load of link e , in order to avoid multiple measurements of the most overloaded links of the network. Consider an anomaly scenario $a \in \mathcal{A}$. Let us denote by \mathcal{S}_a the set of suspect links associated to the anomaly scenario a . Let X_{pa} be a binary variable that specifies whether path p is part of the localization solution of a . Let δ_{pe} be a binary input parameter that indicates whether path p crosses link e . The probe cost of the localization solution of a reads as follows:

$$\sum_{e \in \mathcal{E}, p \in \mathcal{P}'} C_e \delta_{pe} X_{pa} \quad (2)$$

VI. ILP FORMULATION

The objective of the ILP is to find a localization solution for each anomaly scenario in \mathcal{A} such that the anomaly localization cost is minimized. Let δ_{pn} be a binary parameter that indicates whether node n is an end-node of path p . For simplicity of notation, we define the following sets:

- $\delta_{\mathcal{P}'} = \{\delta_{pe}; p \in \mathcal{P}', e \in \mathcal{E}\}$
- $\delta_{\mathcal{M}} = \{\delta_{pn}; p \in \mathcal{P}', n \in \mathcal{M}\}$
- $C_{\mathcal{M}} = \{C_n; n \in \mathcal{M}\}$
- $C_{\mathcal{E}} = \{C_e; e \in \mathcal{E}\}$

Let α be the weight associated to the monitor cost, and let β be the weight associated to the probe cost. The input into the ILP is an instance of the graph $G = (\mathcal{E}, \mathcal{M}, \mathcal{P}', \mathcal{A}, \delta_{\mathcal{P}'}, \delta_{\mathcal{M}}, C_{\mathcal{M}}, C_{\mathcal{E}}, \alpha, \beta)$. The objective function minimizes the sum of the monitor cost and the probe cost. It reads as follows:

$$\alpha * \sum_{n \in \mathcal{M}} C_n Y_n + \beta * \sum_{a \in \mathcal{A}, e \in \mathcal{E}, p \in \mathcal{P}'} C_e \delta_{pe} X_{pa} \quad (3)$$

The ILP is subject to two constraints. The first constraint ensures that the end nodes of all selected monitoring paths hold monitoring devices. It reads as follows:

$$Y_n \geq \delta_{pn} X_{pa}; \quad \forall n \in \mathcal{M}, \forall p \in \mathcal{P}', \forall a \in \mathcal{A} \quad (4)$$

The second constraint ensures that the suspect links associated to each anomaly scenario are distinguishable pairwise. To this end, according to Theorem 2, the constraint ensures that for each anomaly scenario a and for each pair of suspect links $(e_1, e_2) : e_1, e_2 \in S_a$ there exists at least one monitoring path that crosses either e_1 or e_2 , but not both. This constraint reads as follows:

$$\sum_{p \in \mathcal{P}'} (\delta_{pe_1} + \delta_{pe_2} - 2\delta_{pe_1} \delta_{pe_2}) X_{pa} > 0; \quad \forall a \in \mathcal{A}; \forall e_1, e_2 \in S_a \quad (5)$$

We show that the above inequality is sufficient to distinguish between all the link pairs of each anomaly scenario using the argument of the following theorem.

Theorem 3: Let P_1 be the subset of paths of \mathcal{P}' that cross either e_1 or e_2 , but not both. $\sum_{p \in P_1} (\delta_{pe_1} + \delta_{pe_2} - 2\delta_{pe_1} \delta_{pe_2}) = |P_1|$.

Proof: Refer to Appendix B. ■

Corollary 7: If $\sum_{p \in \mathcal{P}'} (\delta_{pe_1} + \delta_{pe_2} - 2\delta_{pe_1} \delta_{pe_2}) X_{pa} > 0$, then there exists at least one path in \mathcal{P}' that crosses either e_1 or e_2 , i.e. there exists at least one path in \mathcal{P}' that distinguishes between e_1 and e_2 .

VII. OUR ANOMALY LOCALIZATION PROBLEM IS \mathcal{NP} -HARD

Theorem 4: The anomaly localization problem presented in the previous section is \mathcal{NP} -Hard.

Proof: Our anomaly localization problem can be reduced from the \mathcal{NP} -Hard facility location problem.

Facility location problem: consider a set of potential facility locations \mathcal{F} , and a set of clients \mathcal{D} . Opening a facility at location i incurs a non-negative cost that is equal to f_i . The cost of servicing client $j \in \mathcal{D}$ by a facility installed at location $i \in \mathcal{F}$ is d_{ij} . The problem is to find an assignment of each client to exactly one facility such that the sum of the facility opening costs and the service costs is minimized.

We denote by f the set of facility opening costs, $f = \{f_i, i \in \mathcal{F}\}$, and by d the set of service costs, $d = \{d_{ij}, i \in \mathcal{F}, j \in \mathcal{D}\}$. Given an instance $\mathcal{I} = (\mathcal{D}, \mathcal{F}, f, d)$ of the facility location problem, we produce an instance

$\mathcal{R}(\mathcal{I}) = (\mathcal{E}, \mathcal{M}, \mathcal{P}', \mathcal{A}, \delta_{\mathcal{P}'}, \delta_{\mathcal{N}}, C_{\mathcal{M}}, C_{\mathcal{E}}, \alpha, \beta)$ of our localization problem as follows. For each client $j \in \mathcal{D}$, we create:

- Three nodes labeled by n_{j1} , n_{j2} , and n_{j3} .
- One link connecting n_{j1} to n_{j2} , labeled by e_{j1} .
- One link connecting n_{j2} to n_{j3} , labeled by e_{j2} .
- An anomaly scenario a_j such that $S_{a_j} = \{e_{j1}, e_{j2}\}$.

For each facility location $i \in \mathcal{F}$, we create two nodes labeled by m_{i1} and m_{i2} . For each $i \in \mathcal{F}$ and for each $j \in \mathcal{D}$, we create one link connecting m_{i1} to n_{j1} , labeled by e_{ij}^1 , and one link connecting m_{i2} to n_{j2} , labeled by e_{ij}^2 . We obtain a graph $\mathcal{G} = (\mathcal{E}, \mathcal{N})$, where $\mathcal{N} = \{n_{ik}; i \in \mathcal{D}, k \in [1; 3]\} \cup \{m_{jk}; i \in \mathcal{F}, k \in [1; 2]\}$, and $\mathcal{E} = \{e_{jk}; j \in \mathcal{D}, k \in [1; 3]\} \cup \{e_{ij}^k; i \in \mathcal{F}, j \in \mathcal{D}, k \in [1; 2]\}$. An example of a graph constructed out of a facility location instance with four facility locations and four clients is shown in Fig. 2.

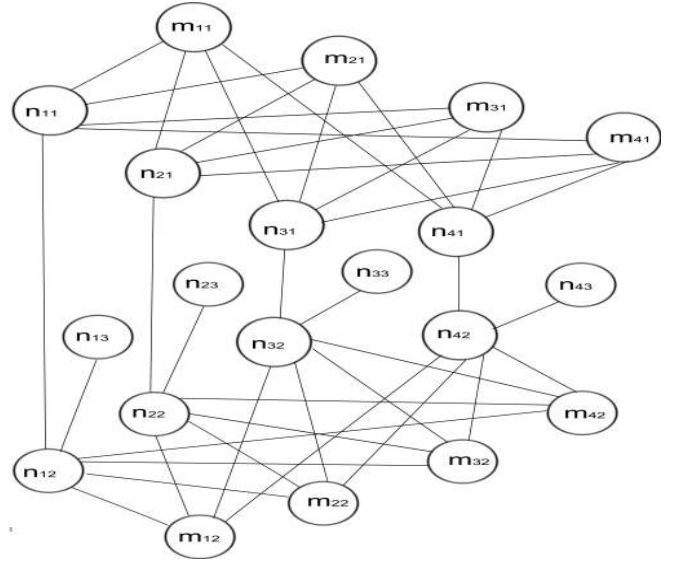


Fig. 2: Example of a graph constructed out of a facility location instance with four facility locations and four clients

The candidate monitor location set is $\mathcal{M} = \{m_{jk}; i \in \mathcal{F}, k \in [1; 2]\}$. The anomaly scenario set is $\mathcal{A} = \{a_j; j \in \mathcal{D}\}$. The set of candidate monitoring paths is $\mathcal{P}' = \{p_{ij}; i \in \mathcal{F}, j \in \mathcal{D}\}$, where p_{ij} is the non-looping path between m_{i1} and m_{i2} that crosses the links e_{ij}^1 , e_{j1} and e_{ij}^2 . The monitor deployment costs are defined as follows: $C_{m_{i1}} = C_{m_{i2}} = f_i/2$. The link measurement costs are defined as follows: $C_{e_{i1}} = C_{e_{i2}} = 0$, $C_{e_{ij}^1} = C_{e_{ij}^2} = d_{ij}/2$. The remaining input parameters can be inferred easily from \mathcal{G} , \mathcal{M} , \mathcal{A} and \mathcal{P}' as follows:

- $\delta_{a_j e_{j'k}} = \begin{cases} 1 & \text{if } j = j' \\ 0 & \text{otherwise} \end{cases}; \quad \forall j, j' \in \mathcal{D}, k \in [1; 2]$
- $\delta_{a_j e_{ij}^k} = 0; \quad \forall i \in \mathcal{F}, j \in \mathcal{D}, k \in [1; 2]$
- $\delta_{p_{ij} m_{i'k}} = \begin{cases} 1 & \text{if } i = i' \\ 0 & \text{otherwise} \end{cases}; \quad \forall i, i' \in \mathcal{F}, k \in [1; 2]$
- $\delta_{p_{ij} e_{j1}} = \delta_{p_{ij} e_{ij}^1} = \delta_{p_{ij} e_{ij}^2} = 1; \quad \forall i \in \mathcal{F}, j \in \mathcal{D}$
- $\delta_{p_{ij} e_{j2}} = 0; \quad \forall i \in \mathcal{F}, j \in \mathcal{D}$
- $\alpha = \beta = 1$

Obviously, the above reduction can be carried out in polynomial-time. In the sequel, we show that there is an

optimal solution to the Instance \mathcal{I} of the facility location problem if and only if there is an optimal solution to the instance $\mathcal{R}(\mathcal{I})$ of our anomaly localization problem.

Let us start by demonstrating that if there is an optimal solution to the facility location instance, then there is a feasible solution to the anomaly localization instance. Let the facility location solution assigns each client j to a facility installed at location i . Consider the anomaly localization solution that selects for each anomaly scenario a_j the path p_{ij} and the monitor locations m_{i1} and m_{i2} . Fix an anomaly scenario a_j . By construction, path p_{ij} crosses three links that are e_{j1} and e_{ij}^1 and e_{ij}^2 . It follows, according to Theorem 1, that p_{ij} distinguishes between e_{j1} and e_{j2} . Constraint (4) states that if p_{ij} is selected to be monitored, then, its end nodes must be selected to hold monitoring devices. Thus, the solution that selects for each anomaly scenario a_j the path p_{ij} to be monitored, and its end nodes, m_{i1} and m_{i2} , as monitor locations is a feasible solution to the anomaly localization instance.

Conversely, we demonstrate that if there is an optimal solution to the anomaly localization instance, then there is a feasible solution to the facility location instance. An optimal solution to the facility location problem selects exactly one path for each anomaly scenario. This is because each anomaly scenario comprises only two links, and thus, monitoring one path that crosses exactly one of the two links is sufficient to distinguish between them. Let the optimal anomaly localization solution selects for each anomaly scenario a_j the path p_{ij} , and naturally, the monitor locations m_{i1} and m_{i2} . Trivially, the solution that assigns to each client $j \in \mathcal{D}$ the facility installed at location i is a feasible solution to the facility location instance.

We now prove that the constructed anomaly localization solution has the same cost as its corresponding optimal facility location solution (the proof holds in the converse case). Let W_i and Z_{ij} be a binary variable that indicates whether a facility is installed at location i , and a binary variable that indicates whether client j is serviced by a facility installed at location i , respectively. Using the arguments that $Z_{ij} = X_{p_{ij}a_j}$ and $W_i = Y_{i1} = Y_{i2}$, we show that the cost of the localization solution, denoted by $Cost(S_{\mathcal{R}(\mathcal{I})})$, is equal to the cost of its corresponding facility location solution, denoted by $Cost(S_{\mathcal{I}})$, as follows:

$$\begin{aligned} Cost(S_{\mathcal{R}(\mathcal{I})}) &= \sum_{m_{ik} \in \mathcal{M}} C_{m_{ik}} Y_{m_{ik}} + \sum_{a_j \in \mathcal{A}, p_{ij} \in \mathcal{P}'} (C_{e_{ij}^1} + \\ &C_{e_{ij}^2}) X_{p_{ij}a_j} \\ &= \sum_{m_{i1} \in \mathcal{M}} f_i Y_{m_{i1}} + \sum_{a_j \in \mathcal{A}, p_{ij} \in \mathcal{P}'} d_{ij} X_{p_{ij}a_j} \\ &= \sum_{i \in \mathcal{F}} f_i W_i + \sum_{j \in \mathcal{D}, i \in \mathcal{F}} d_{ij} Z_{ij} \\ &= Cost(S_{\mathcal{I}}) \end{aligned}$$

Now, we show that the solution to the anomaly localization instance, denoted by $S_{R(\mathcal{I})}$, that is constructed out of an optimal solution to the facility location instance, denoted by $S_{\mathcal{I}}^*$, is optimal. Assume to the contrary that $S_{R(\mathcal{I})}$ is not optimal. Let $S_{R(\mathcal{I})}^*$ be an optimal solution to the anomaly lo-

calization instance, and let $S_{\mathcal{I}}'$ be the facility location solution constructed out of $S_{R(\mathcal{I})}^*$. We have $Cost(S_{\mathcal{I}}^*) = Cost(S_{R(\mathcal{I})}) < Cost(S_{R(\mathcal{I})}^*) = Cost(S_{\mathcal{I}}')$, leading to a contradiction. Using the same arguments, we can show that the solution to the facility location instance constructed out of an optimal solution to the anomaly localization instance is optimal. ■

VIII. PERFORMANCE EVALUATION

A. Evaluation Methodology

We compare our anomaly localization scheme with an hybrid anomaly localization scheme that combines the strengths of the schemes proposed in [7] and [8]. As proposed in [8], a set of paths that distinguishes only between the pairs of suspect links is monitored during the localization phase. However, to guarantee that all potential anomalies can be localized uniquely, a set of monitors that can distinguish between all pairs of the network links is deployed [7]. Such a scheme can be formulated as two ILPs. The first ILP computes a minimal subset of monitor locations that enables the localization of all potential anomalies. This ILP is run only once offline. It reads as follows:

$$\text{Minimize } \sum_{n \in \mathcal{M}} Y_n$$

subject to:

$$\sum_{p \in \mathcal{P}} (\delta_{pe_1} + \delta_{pe_2} - 2\delta_{pe_1}\delta_{pe_2}) Z_p > 0;$$

$$\forall e_1, e_2 \in \mathcal{E}; \forall p \in \mathcal{P}$$

$$\delta_{pn} Y_n \geq Z_p; \quad \forall p \in \mathcal{P}, \forall n \in \mathcal{N}$$

The second ILP is run whenever an anomaly is detected. The input is the set of monitor locations selected by the first ILP, \mathcal{M}' , and a set of suspect links \mathcal{S} . The output is a minimal set of monitoring paths that can distinguish between the suspect links pairwise. This ILP reads as follows:

$$\text{Minimize } \sum_{p \in \mathcal{P}} Z_p$$

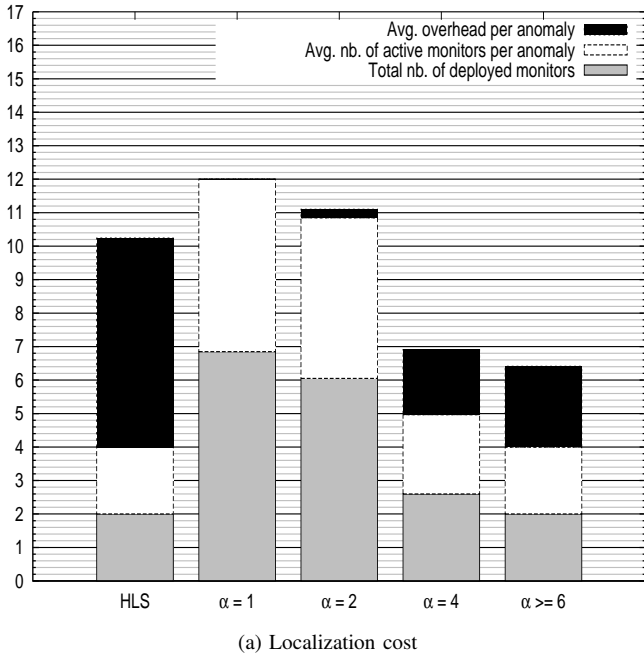
subject to:

$$\sum_{p \in \mathcal{P}} (\delta_{pe_1} + \delta_{pe_2} - 2\delta_{pe_1}\delta_{pe_2}) Z_p > 0;$$

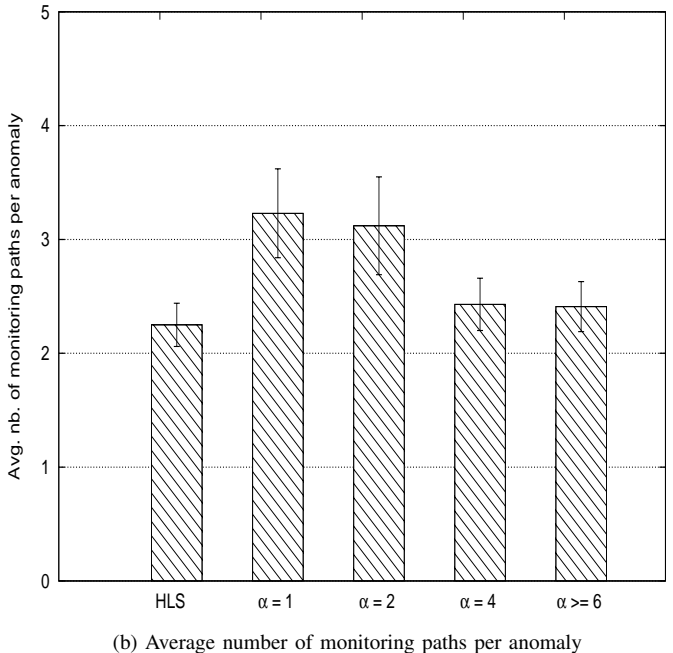
$$\forall e_1, e_2 \in \mathcal{S}; \forall p \in \mathcal{P}$$

$$Z_p \leq \delta_{pn} Y_n; \quad \forall p \in \mathcal{P}, \forall n \in \mathcal{M}'$$

We refer to this hybrid anomaly localization scheme as HLS. We solve the ILPs using Cplex11.2 [15] running on a PC equipped with a 2,992.47 MHz Intel(R) Core(TM)2 Duo processor and 3.9 GB of RAM. We consider only small topologies (8 nodes and 18 links) for which the ILPs can deliver solutions in tractable time. All numerical results are the mean over 30 simulations on random topologies. We use Brite (Waxman model: $\alpha = \beta = 0.4$, random node placement) to generate network topologies [14]. Our localization scheme



(a) Localization cost



(b) Average number of monitoring paths per anomaly

Fig. 3: Numerical results for TOP(8, 18). In each of the two sub-graphs, the first histogram to the left presents results for solutions computed using the hybrid localization scheme (HLS), and the other histograms present results for the solutions computed using our anomaly localization ILP with different values of α .

takes as input any detection solution that covers all links of the network. Detection solutions are computed using the anomaly detection scheme proposed in [11]. For our anomaly localization ILP, we set $C_n = C_e = 1, \forall n \in N$ and $\forall e \in E$. We set the weight associated to the probe cost $\beta = 1$, and we vary the weight associated to the monitor cost $\alpha \in [1, 2, 4, 6]$.

B. Simulation Results

We define three metrics for the comparison. The first metric is the time of computing the localization solution, *i.e.* monitors that are to be activated and paths that are to be monitored when an anomaly is detected. This metric reflects the speed of the localization scheme. The better is to avoid online computations, *i.e.* computations done upon detecting an anomaly, in order to shorten the localization delay.

TABLE III: Average ILP Computation Time (seconds) for TOP(8, 18)

	Hybrid scheme	Our scheme
Offline Computation Time	64.16	6.67
Online Computation Time	$25.7 \cdot 10^{-3}$	0

Table III depicts the online computation time and the offline computation time for the hybrid localization scheme and for our localization scheme. Intuitively, as shown in the table, the online computation time is zero for our localization scheme. This is because we compute full localization solutions for all potential anomalies offline. In contradiction, the hybrid scheme leaves the selection of monitoring paths upon detecting an anomaly, thereby achieving a non-negligible online computation time. This time can be relatively high for large topologies

where the number of candidate monitoring paths is large. For the offline computation time, the table shows that our scheme is about 10 times faster than the hybrid scheme, although, it computes full localization solutions for all potential anomalies. We explain this result by the fact that, unlike the hybrid scheme, our scheme does not distinguish between every pair of the network links.

The second metric is the localization cost. Fig. 3a plots the total number of deployed monitors, the average number of active monitors per anomaly, and the average overhead, *i.e.* the number of links monitored that provide no localization information, per anomaly for the hybrid localization scheme and for our localization scheme with $\alpha \in [1, 2, 4, 6]$. Three conclusions can be drawn from the numerical results. The first is that there is an interplay between the monitor location cost and the probe cost. The different results for the different values of α illustrate this conclusion. Indeed, the larger the value of α is, the fewer the number of monitors is and the larger the localization overhead is. For instance, for $\alpha = 1$, we have localization solutions with zero overhead and 7 monitors, *i.e.* 7 of the 8 nodes of the network hold monitoring devices. The second is that the existing localization scheme that deploys monitors offline and selects monitoring paths online does not take into consideration this interplay, and therefore, delivers sub-optimal localization solutions. In effect, using the same number of monitors, for $\alpha \geq 6$, our localization scheme can localize any potential anomaly with about 65% less overhead than the existing localization scheme.

The third metric is the number of monitoring paths. Recall that

this is the path selection criterion for the existing localization scheme. We do not consider this criterion in our localization scheme for two reasons. The first is that, upon detecting an anomaly, the set of paths that distinguish between the suspect links are monitored simultaneously. Therefore, the minimization of the number of monitoring paths does not reduce the localization delay. The second reason is that this metric is tightly correlated to the number of monitors and the localization overhead. Indeed, if we relax the constraint on the localization overhead, this would allow long monitoring paths that cross a large number of links. Therefore, the number of monitoring paths that can distinguish between the suspect links would decrease. Likewise, if we relax the constraint on the number of monitors, we would deploy more monitors in the network, thus, the monitoring paths would get shorter. Therefore, the number of monitoring paths that can distinguish between the suspect links would increase. Fig. 3b validates these claims. Hereby, we can observe that the larger α is, the more monitoring paths we have. Not surprisingly, for $\alpha \geq 6$, our localization scheme monitors only 18% more paths than the hybrid localization scheme, while deploying the same number of monitors and incurring 65% less overhead.

IX. ROBUSTNESS OF OUR ANOMALY LOCALIZATION SCHEME AGAINST TOPOLOGY CHANGES

The anomaly localization solution must be updated whenever the detection solution changes. However, the detection solution changes in rare cases where a persistent anomaly makes a network link unavailable for a long period of time, or where the network topology is modified voluntarily (*e.g.* add and/or removal of links and/or nodes). Clearly, in the first case, only the anomaly scenario whose set of suspect links contains the anomalous link is affected by the anomaly. After updating the set of detection paths, the affected anomaly scenario is updated and its localization solution is recomputed. Further, voluntary network changes are usually planned in advance, in which case detection and localization updates should be computed offline before changes are made. We conclude based on this discussion that it is of great importance to provide a fast heuristic for computing localization solutions in order to ensure fast recovery of the localization process in case of persistent anomalies.

X. CONCLUSION

In this paper, we addressed the problem of localizing single link-level anomalies. Two findings were presented and demonstrated: 1) Not all pairs of the the network links need to be distinguishable for localizing all potential link-level anomalies, 2) All potential anomaly scenarios can be derived offline from any detection solution that covers all the network links. These findings were exploited to develop an anomaly localization scheme that computes full localization solutions offline. In order to achieve a good trade-off between the number and locations of monitoring devices and the quality of monitoring paths, monitor locations and monitoring paths are selected jointly. A novel anomaly localization cost model

was proposed, and our localization scheme was formulated as an ILP. However, it was demonstrated that the problem is \mathcal{NP} -hard. Our scheme was compared with an hybrid anomaly localization scheme that combines the strengths of two existing schemes. Extensive simulations was conducted on small network topologies. Results show that using the same number of monitoring devices, our schemes incurs 65% less overhead than the hybrid scheme. Our ongoing work is on the design of a scalable, cost-efficient and fast heuristic solution. Furthermore, we are working on extending our scheme to localize multiple link-level anomalies.

APPENDIX A

This section presents the proofs of corollaries 2, 3, 4, 5 and 6.

- *Corollary 2:* $e_1 \in \mathcal{S}(e_2) \Leftrightarrow \mathcal{S}(e_1) = \mathcal{S}(e_2), \forall e_1, e_2 \in \mathcal{E}$
Proof: $e_1 \in \mathcal{S}(e_2) \Leftrightarrow$ (according to Theorem 1) there does not exist any path that crosses either e_1 or e_2 , but not both \Leftrightarrow for each $p \in \mathcal{P}$, p crosses both e_2 and e_1 , or p neither crosses e_1 nor $e_2 \Leftrightarrow D_{e_1+} = D_{e_2+}$ and $D_{e_1-} = D_{e_2-} \Leftrightarrow$ (according to Theorem 2) $\mathcal{S}(e_1) = \mathcal{S}(e_2)$ ■
- *Corollary 4:* $\mathcal{S}(e_1) \neq \mathcal{S}(e_2) \Leftrightarrow \mathcal{S}(e_1) \cap \mathcal{S}(e_2) = \emptyset$
Proof: We prove the direct implication by contradiction. Assume to the contrary that $\mathcal{S}(e_1) \neq \mathcal{S}(e_2)$ and $\mathcal{S}(e_1) \cap \mathcal{S}(e_2) \neq \emptyset$. Let $e_3 \in \mathcal{S}(e_1) \cap \mathcal{S}(e_2)$. According Corollary 2, $\mathcal{S}(e_3) = \mathcal{S}(e_1)$ and $\mathcal{S}(e_3) = \mathcal{S}(e_2)$. thus, $\mathcal{S}(e_1) = \mathcal{S}(e_2)$, leading to a contradiction. The indirect implication is trivially true. ■
- *Corollary 3:* $\cup_{e \in \mathcal{E}} \mathcal{S}(e) = \cup_{\mathcal{S}(i) \in d\mathcal{S}} \mathcal{S}(i) = \mathcal{E}$
Proof: According to Theorem 2, $e \in \mathcal{S}(e), \forall e \in \mathcal{E}$. Thus, $\cup_{e \in \mathcal{E}} \mathcal{S}(e) = \mathcal{E}$. Obviously, $\cup_{e \in \mathcal{E}} \mathcal{S}(e) = \cup_{\mathcal{S}(i) \in d\mathcal{S}} \mathcal{S}(i)$. ■
- *Corollary 5:* $\sum_{\mathcal{S}(i) \in d\mathcal{S}} |\mathcal{S}(i)| = |\mathcal{E}|$
Proof: According to Corollary 4, $|\cup_{\mathcal{S}(i) \in d\mathcal{S}} \mathcal{S}(i)| = |\mathcal{E}|$, and according to Corollary 2, $\cap_{\mathcal{S}(i) \in d\mathcal{S}} \mathcal{S}(i) = \emptyset$. Thus, $\sum_{\mathcal{S}(i) \in d\mathcal{S}} |\mathcal{S}(i)| = |\mathcal{E}|$. ■
- *Corollary 6:* $dPairs = AllPairs - \sum_{\mathcal{S}(i), \mathcal{S}(j) \in d\mathcal{S}: i < j} |\mathcal{S}(i)| * |\mathcal{S}(j)|$
Proof: According to Corollary 1, only links that belong to same set of suspect links need to be distinguishable pairwise. Therefore, the set of link pairs that are to be distinguished can be expressed as $\{\{(e_i, e_j); e_i, e_j \in \mathcal{E}\} - \{(e_i, e_j); \mathcal{S}(e_i) \neq \mathcal{S}(e_j)\}\}$. We conclude that $dPairs = AllPairs - \sum_{\mathcal{S}(i), \mathcal{S}(j) \in d\mathcal{S}: i < j} |\mathcal{S}(i)| * |\mathcal{S}(j)|$. Clearly, the number of pair of links that need to be distinguishable equals the number of all link pairs of the network if and only if the number of distinct sets of suspect links equals 1, *i.e.* the number of detection paths equals 1. ■

APPENDIX B

This section presents the proof of Theorem 3.

Proof: Paths in \mathcal{P}' can be divided into three subsets of paths.

- P_1 : paths that cross either e_1 or e_2 , but not both.
- P_2 : paths that cross both e_1 and e_2 .
- P_3 : paths that neither cross e_1 nor e_2 .

On the one hand, we have

$$\forall p \in P_2, \quad \delta_{pe_1} = 0 \text{ and } \delta_{pe_2} = 0.$$

$$\text{Thus, } \forall p \in P_2, \quad (\delta_{pe_1} + \delta_{pe_2} - 2\delta_{pe_1}\delta_{pe_2}) = 0.$$

$$\text{Contributing to } \sum_{p \in P_2} (\delta_{pe_1} + \delta_{pe_2} - 2\delta_{pe_1}\delta_{pe_2}) > 0.$$

On the other hand, we have $\forall p \in P_3, \quad \delta_{pe_1} = 1$ and $\delta_{pe_2} = 1$.

$$\text{Thus, } \forall p \in P_3, \quad (\delta_{pe_1} + \delta_{pe_2} - 2\delta_{pe_1}\delta_{pe_2}) = 0.$$

$$\text{Contributing to } \sum_{p \in P_3} (\delta_{pe_1} + \delta_{pe_2} - 2\delta_{pe_1}\delta_{pe_2}) = 0.$$

$$\text{Subsequently, } \sum_{p \in \mathcal{P}'} (\delta_{pe_1} + \delta_{pe_2} - 2\delta_{pe_1}\delta_{pe_2}) = \sum_{p \in P_1} (\delta_{pe_1} + \delta_{pe_2} - 2\delta_{pe_1}\delta_{pe_2}).$$

Now, we have $\forall p \in P_1 \quad \delta_{pe_1} + \delta_{pe_2} = 1$ and $\delta_{pe_1}\delta_{pe_2} = 0$.

$$\text{Thus, } \delta_{pe_1} + \delta_{pe_2} - 2\delta_{pe_1}\delta_{pe_2} = 1.$$

$$\text{Therefore, } \sum_{p \in P_1} (\delta_{pe_1} + \delta_{pe_2} - 2\delta_{pe_1}\delta_{pe_2}) = \text{Cardinal}(P_1).$$

We conclude that $\sum_{p \in \mathcal{P}'} (\delta_{pe_1} + \delta_{pe_2} - 2\delta_{pe_1}\delta_{pe_2}) = \text{Cardinal}(P_1)$. ■

REFERENCES

- [1] A. Adams, T. Bu, R. Caceres, N. Duffield, T. Friedman, J. Horowitz, F.L. Presti, S.B. Moon, V. Paxson, and D. Towsley, *The Use of End-to-End Multicast Measurements for Characterizing Internal Network Behavior*, IEEE Communications, 2000.
- [2] V.N. Padamanabahn, L. Qiu, and H.J. Wang *Server-Based Inference of Internet Performance*, IEEE INFOCOM, 2003.
- [3] N. Duffield, *Network Tomography of Binary Network Performance Characteristics*, IEEE Transactions on Information Theory, vol. 52, pp. 5373-5388, 2006.
- [4] A. Dhamdhere, R. Teixeira, C. Dovrolis, and C. Diot *NetDiagnoser: Troubleshooting Network Unreachabilities Using End-to-End Probes and Routing Data*, ACM CoNEXT, 2006.
- [5] Y. Bejerano, and R. Rastogi, *Robust Monitoring of Link Delays and Faults in IP Networks*, IEEE/ACM Transactions on Networking, 2006.
- [6] Y. Zaho, Z. Zhu, Y. Chen, D. Pei, and J. Wang, *Towards Efficient Large-Scale VPN Monitoring and Diagnosis under Operational Constraints*, IEEE INFOCOM, 2009.
- [7] S Argawal, K.V.M. Naidu, and R. Rastogi, *Diagnosing Link-Level Anomalies Using Passive Probes*, IEEE INFOCOM, 2007.
- [8] P. Barford, N. Duffield, A. Ron, and J. Sommers, *Network Performance Anomaly Detection and Localization*, IEEE INFOCOM, 2009.
- [9] H.X. Nguyen, R. Teixeira, P. Thiran, and C. Diot, *Minimizing Probing Cost for Detecting Interface Failures: Algorithms and Scalability Analysis*, IEEE INFOCOM, 2009.
- [10] L. Cheng, X. Qiu, L. Meng, Y. Qiao, and R. Boutaba, *Efficient Active Probing for Fault Diagnosis in Large Scale and Noisy Networks*, IEEE INFOCOM, 2010.
- [11] E. Salhi, S. Lahoud, and B. Cousin, *Joint Optimization of Monitor Location and Network Anomaly Detection*, IEEE LCN, 2010.
- [12] E. Salhi, S. Lahoud, and B. Cousin, *Heuristics for Joint Optimization of Monitor Location and Network Anomaly Detection*, IEEE ICC, 2011.
- [13] F. Chudak, and D. Chmyos, *Improved Approximation Algorithms for the Uncapacitated Facility Location Problem*, ACM SIAM Journal on Computing, vol. 33.1, pp. 1-25, 2004.
- [14] BRITE, [Online]. Available: <http://www.cs.bu.edu/brite/>. Last accessed February, 2012.
- [15] Cplex, [Online]. Available: <http://www.ilog.com/products/cplex>. Last accessed February, 2012.