

# Logo Synthesis and Manipulation with Clustered Generative Adversarial Networks

Alexander Sage  
D-ITET, ETH Zurich  
sagea@ee.ethz.ch

Radu Timofte  
D-ITET, ETH Zurich  
Merantix GmbH  
radu.timofte@vision.ee.ethz.ch

Eirikur Agustsson  
D-ITET, ETH Zurich  
aeirikur@vision.ee.ethz.ch

Luc Van Gool  
D-ITET, ETH Zurich  
ESAT, KU Leuven  
vangool@vision.ee.ethz.ch

## Abstract

Designing a logo for a new brand is a lengthy and tedious back-and-forth process between a designer and a client. In this paper we explore to what extent machine learning can solve the creative task of the designer. For this, we build a dataset – LLD – of 600k+ logos crawled from the world wide web. Training Generative Adversarial Networks (GANs) for logo synthesis on such multi-modal data is not straightforward and results in mode collapse for some state-of-the-art methods. We propose the use of synthetic labels obtained through clustering to disentangle and stabilize GAN training, and validate this approach on CIFAR-10 and ImageNet-small to demonstrate its generality. We are able to generate a high diversity of plausible logos and demonstrate latent space exploration techniques to ease the logo design task in an interactive manner. GANs can cope with multi-modal data by means of synthetic labels achieved through clustering, and our results show the creative potential of such techniques for logo synthesis and manipulation. Our dataset and models are publicly available at <https://data.vision.ee.ethz.ch/sagea/lld/>.

## 1. Introduction and related work

**Logo design** Designing a logo for a new brand usually is a lengthy and tedious process, both for the client and the designer. A lot of ultimately unused drafts are produced, from which the client selects his favorites, followed by multiple cycles refining the logo to match the clients needs and wishes. Especially for those clients without a specific idea of the end product, this results in a procedure that is not only time, but also cost intensive.

The goal of this work is to provide a framework towards a system with the ability to generate (virtually) infinitely



Figure 1: Original and generated images from four selected clusters from our LLD-icon-sharp dataset. The top three rows consist of original logos, followed by logos generated using our iWGAN-LC trained on 128 RC clusters.

many variations of logos (some examples are shown in Figure 1) to facilitate and expedite such a process. To this end, the prospective client should be able to modify a prototype logo according to specific parameters like shape and color, or shift it a certain amount towards the characteristics of another prototype. Such a system could help both designer and client to get an idea of a potential logo, which the designer could then build upon, even if the system itself was not (yet) able to output production-quality designs.

**Logo image data** Existing research literature focused mostly on retrieval, detection, and recognition of a reduced number of logos [14, 17, 31, 33, 35, 43] and, consequently, a number of datasets were introduced. The most representative large public logo datasets are shown in Table 1. Due to the low diversity of the contained logos, these datasets are not suitable for learning and validating automatic logo generators. At the same time a number of web pages allow (paid) access to a large number of icons, such as iconsdb.com (4135+ icons), icons8.com (59900+), iconfinder.com (7473+), iconarchive.com (450k+) and thenounproject.com (1m+). However, the diversity of these icons is limited by the number of sources, namely designers/artists,

themes (categories) and design patterns (many are black and white icons). Therefore, we crawl a highly diverse dataset – the Large Logo Dataset (LLD) – of real logos ‘in the wild’ from the Internet. As shown in Table 1 our LLD proposes thousands of times more distinct logos than the largest public logo dataset to date, WebLogo-2M [35].

In contrast to popularly used natural image datasets such as ImageNet [32], CIFAR-10 [21] and LSUN [42], face datasets like CelebA [23] and the relatively easily modeled handwritten digits of MNIST [22], logos are: (1) *Artificial*, yet strongly multimodal and thus challenging for generative models; (2) *Applied*, as there is an obvious real-world demand for synthetically generated, unique logos since they are expensive to produce; (3) *Hard to label*, as there are very few categorical properties which manifest themselves in a logo’s visual appearance. While the logos are easily obtainable in large quantities, they are specifically designed to be unique, which ensures the diversity of a large logo dataset. We argue that all these characteristics make logos a very attractive domain for machine learning research in general, and generative modeling in particular.

**Generative models** Recent advances in generative modeling have provided viable frameworks for making such a system possible. The current state-of-the-art is made up mainly of two types of generative models, namely Variational Autoencoders (VAEs) [16, 19, 20] and Generative Adversarial Networks (GANs) [2, 10, 11]. Both of these models generate their images from a high-dimensional latent space that can act as a sort of “design space” in which a user is able to modify the output in a structured way. VAEs have the advantage of directly providing embeddings of any given image in the latent space, allowing targeted modifications to its reconstruction, but tend to suffer from blurry output owed to the nature of the pixel-wise  $L_2$  loss used during training. GANs on the other hand, which consist of a separate generator and discriminator network trained simultaneously on opposing objectives in a competitive manner, are known to provide realistic looking, crisp images but are notoriously unstable to train. To address this difficulty, a number of improvements in the architecture and training methods of GANs have been suggested [34], such as using deep convolutional layers [29] or modified loss functions e.g. based on least-squares [24] or the Wasserstein distance between probability distributions [3, 4, 12].

**Conditional models** The first extension of GANs with class-conditional information [25] followed shortly after its inception, generating MNIST digits conditioned on class labels provided to both generator and discriminator during training. It has since been shown for supervised datasets, that class-conditional variants of generative networks very often produce superior results compared to their unconditional counterparts [12, 15, 26]. By adding an encoder to

Dataset	Logos	Images
FlickLogos-27 [18]	27	1080
FlickLogos-32 [31]	32	8240
BelgaLogos [17]	37	10000
LOGO-Net [14]	160	73414
WebLogo-2M [35]	194	1867177
<b>LLD-icon (ours)</b>	486377	486377
<b>LLD-logo (ours)</b>	122920	122920
<b>LLD (ours)</b>	486377+	609297

Table 1: Logo datasets. Our LLD provides orders of magnitude more logos than the existing public datasets.

map a real image into the latent space, it was proven to be feasible to generate a modified version of the original image by changing class attributes on faces [6, 28] and other natural images [37]. Other notable applications include the generation of images from a high-level description such as various visual attributes [40] or text descriptions [30].

**Our contributions** In this work we train GANs on our own highly multi-modal logo data as a first step towards user-manipulated artificial logo synthesis. Our main contributions are:

- LLD - a novel dataset of 600k+ logo images.
- Methods to successfully train GAN models on multi-modal data.
- An exploration of GAN latent space for logo synthesis.
- A demonstration how our presented methods can be combined to a feasible interface for an application aiding logo design.

The remainder of this paper is structured as follows. We introduce a novel Large Logo Dataset (LLD) in Section 2. We describe the proposed clustered GAN training, the clustering methods, as well as the GAN architectures used and perform quantitative experiments in Section 3. Then we demonstrate logo synthesis by latent space exploration operations in Section 4. Finally, we draw the conclusions in Section 5.

## 2. LLD: Large Logo Dataset

In the following we introduce a novel dataset based on website logos, called the Large Logo Dataset (LLD). It is the largest logo dataset to date (see Table 1). The LLD dataset consists of two parts, a low resolution ( $32 \times 32$  pixel) favicon subset (LLD-icon) and the higher-resolution ( $400 \times 400$  pixel) twitter subset (LLD-logo). In the following we will briefly describe the acquisition, properties and possible use-cases for each.

### 2.1. LLD-icon: Favicons

For generative models like GANs, the difficulty of keeping the network stable during training increases with image

resolution. Thus, when starting to work with a new type of data, it makes sense to start off with a variant which is inherently low-resolution. Luckily, in the domain of logo images there is a category of such inherently low-resolution, low-complexity images: Favicons, the small icons representing a website e.g. in browser tabs or favorite lists. We decided to crawl the web for such favicons using the largest resource of high quality website URLs we could find: Alexa’s top 1-million website list<sup>1</sup>. To this end we use the Python package Scrapy<sup>2</sup> in conjunction with our own download script which directly converts all icons found to a standardized  $32 \times 32$  pixel resolution and RGB color space, discarding all non-square images.

After acquiring the raw data from the web, we remove all exact duplicates (of which there are a surprisingly high number of almost 20 %). Visual inspection of the raw data reveals a non-negligible number of images that do not comply to our initial dataset criteria and often are not even remotely logo-like, such as faces and other natural images. In an attempt to get rid of this unwanted data, we (i) sort all images by PNG-compressed file size – an image complexity indicator; (ii) manually inspect and partition the resulting sorted list into three sections: clean and mostly clean data which are kept, and mostly unwanted data which is discarded; (iii) discard the mostly clean images containing the least amount of white pixels.

The result of this process is a clean set of 486,377 images of uniform  $32 \times 32$  pixel size, making it very easy to use. The disadvantage of this standardized size is that 54 % of images appear blurry because they were scaled up from a lower resolution. For this reason we will also be providing (the indices for) a subset of the data containing only sharp images, which we will refer to as icons-sharp.

## 2.2. LLD-logo: Twitter

For training generative networks at an increased resolution, additional high-resolution data is needed, which favicons cannot provide. One possible option would be to crawl the respective websites directly to look for the website or company logo. However, (a) it might not always be straightforward to find the logo and distinguish it from other images on the website and (b) the aspect ratio and resolution of logos obtained in this way will be very varied, which would necessitate extensive cropping and resizing, potentially degrading the quality of a large portion of logos.

By crawling twitter instead of websites, we are able to acquire standardized square  $400 \times 400$  pixel profile images which can easily be downloaded through the twitter API without the need for web scraping. We use the Python wrapper tweepy to search for the (sub-) domain names con-

tained in the alexa list and match the original URL with the website provided in the twitter profile to make sure that we have found the right twitter user. The images are then run through a face detector to reject any personal twitter accounts and the remaining images are saved together with the twitter meta data such as user name, number of followers and description. For this part of the dataset, all original resolutions are kept as-is, where 80% are at  $400 \times 400$  pixels and the rest at some lower resolution (details given in supplementary material).

The acquired images are analyzed and sorted with a combination of automatic and manual processing in order to get rid of unwanted and possibly sensitive images, resulting in 122,920 usable high-resolution logos of consistent quality with rich meta data from the respective twitter accounts. These logo images form the LLD-logo dataset.

## 3. Clustered GAN Training

We propose a method for stabilizing GAN training and gaining additional control over the generator output by means of clustering (a) in the latent space of an autoencoder trained on the same data or (b) in the CNN feature space of a ResNet classifier trained on ImageNet. With both methods we are able to produce semantically meaningful clusters that improve GAN training.

In this Section we review the GAN architectures used in our study, describe the clustering methods based on Autoencoder latent space and ResNet features and discuss some quantitative experimental results.

### 3.1. GAN architectures

Our generative models are based on Deep Convolutional Generative Adversarial Networks (DCGAN) of Radford *et al.* [29] and improved Wasserstein GAN with gradient penalty (iWGAN) as proposed by Gulrajani *et al.* [12].

**DCGAN** For our DCGAN experiments, we use Taehoon Kim’s TensorFlow implementation<sup>3</sup>. We train DCGAN exclusively on the low-resolution LLD-icon subset, for which it proved to be inherently unstable without using our clustering approach. We use the input blurring explained in the next section in all our DCGAN experiments. For details on hyper-parameters used, we refer the interested reader to the supplementary material.

**iWGAN** All our iWGAN experiments are based on the official TensorFlow repository by Gulrajani *et al.* [12]<sup>4</sup>. We kept the default settings as provided by the authors. We exclusively use the 32- and 64-pixel ResNet architectures

<sup>1</sup>now officially retired, formerly available at <https://www.alexa.com>

<sup>2</sup><https://scrapy.org/>

<sup>3</sup><https://github.com/carpedm20/DCGAN-tensorflow>

<sup>4</sup>[https://github.com/igul222/improved\\_wgan\\_training](https://github.com/igul222/improved_wgan_training)

provided in the repository with the only major modifications being our conditioning method as described below. We also use linear learning rate decay (from the initial value to zero over all training iterations) in all our experiments.

### 3.2. Clustering

We found DCGAN to be unstable with our icon dataset (LLD-icon) for resolutions higher than  $10 \times 10$ , and were able to stabilize it by introducing synthetic labels as described in this section. In addition to stabilizing GAN training, in Section 3.4 we are able to achieve a significant improvement on Inception scores (as proposed by Salimans *et al.* [34]) using iWGAN with our synthetic labels produced by RC clustering as described below, on both CIFAR-10 and ImageNet-Small [27]. Furthermore, the cluster labels subsequently provide additional control over the generated logos by generating samples from individual clusters or transforming a particular logo to inherit the specific attributes of another cluster as demonstrated in Section 4.

We propose two distinct methods for producing synthetic data labels on our training data:

- AutoEncoder Clustering (AE):** After training an Autoencoder, with a similar architecture as our GAN network, on our training data, we cluster the images in the latent space  $z$  of that Autoencoder. Since this latent space relates directly to the learned high-level AE features, the resulting clusters are both semantically meaningful and easy to pick up on by the GAN (due to the similar network architecture). Details on this method are given in Figure 2.
- ResNet Classifier Clustering (RC):** For this clustering method we take advantage of the learned features from an ImageNet classifier, namely ResNet-50 by He *et al.* [13]. As in the AE clustering, we use PCA to reduce the dimensionality of the feature vector from the final pooling layer of the ResNet network before clustering the features with (minibatch) k-means.

We found our RC method to give considerably superior results on CIFAR-10 (which is not surprising given its similarity to ImageNet) while still working very well for very different image data like our LLD dataset. To account for the fact that we use a classifier that was trained in a supervised fashion while not requiring any annotations on the data used to train the GAN itself, we will refer to this method as semi-supervised.

### 3.3. Conditional GAN Training Methods

In this section we describe the conditional GAN models used to leverage our synthetic data labels and the input blurring applied to DCGAN.

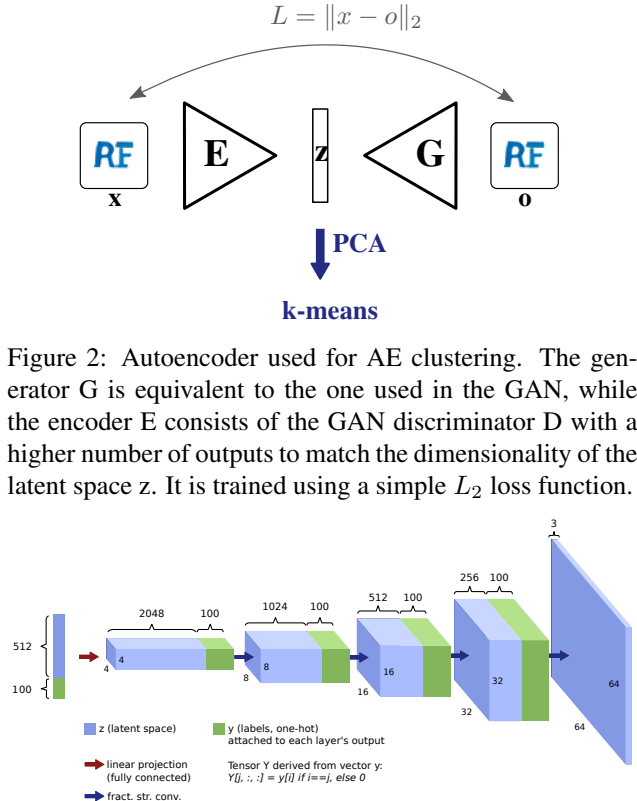


Figure 2: Autoencoder used for AE clustering. The generator G is equivalent to the one used in the GAN, while the encoder E consists of the GAN discriminator D with a higher number of outputs to match the dimensionality of the latent space  $z$ . It is trained using a simple  $L_2$  loss function.

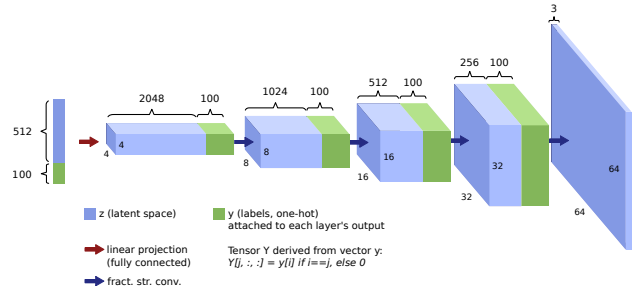


Figure 3: Generator network as used for our layer conditional DCGAN (DCGAN-LC). 100 labels  $y$  are appended as a one-hot vector to the latent vector. It is also projected onto a set of feature maps consisting of all zeros except for the map corresponding to the class number, where all elements have value one. These additional feature maps are then appended to the input of each convolutional layer.

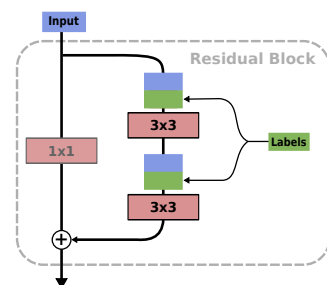


Figure 4: Layer Conditional Residual block as used in our iWGAN-LC. The label information is appended to the convolutional layer input in the same way as described in Figure 3. The skip connections remain unconditional.

**LC: Layer Conditional GAN** Feeding the cluster label for each training sample is fed to all convolutional and linear layers of both generator and discriminator is a method employed in previous works to create conditional GAN networks. We will refer to such models as layer-conditional



models. For linear layers, the label is simply appended to the input as a one-hot vector. For convolutional layers the labels are projected onto “one-hot feature maps” with as many channels as there are clusters, where the one corresponding to the cluster number is filled with ones, while the rest are zero. These additional feature maps are appended to the input of every convolutional layer, such that every layer can directly access the label information. This is illustrated in Figure 3 for DCGAN and Figure 4 for ResNet as used in our iWGAN model. Even though the labels are provided to every layer, there is no explicit mechanism forcing the network to use this information. In case the labels are random or meaningless, they can simply be ignored by the network. However, as soon as the discriminator starts adjusting its criteria for each cluster, it forces the generator to produce images that comply with the different requirements for each class. Our experiments confirm that visually meaningful clusters are always picked up by the model, while the network simply falls back to the unconditional state for random labels.

**AC: Auxiliary Classifier GAN** With iWGAN we also use the Auxiliary Classifier proposed by Odena *et al.* [26] as implemented by Glurajani *et al.* [12]. While this method does not easily allow us to interpolate between clusters and is thus slightly more limited from an application perspective, it does avoid adding parameters to the convolutional layers, which in general results in a network with fewer parameters. iWGAN-AC was our method of choice for CIFAR-10, as it delivers the highest Inception scores.

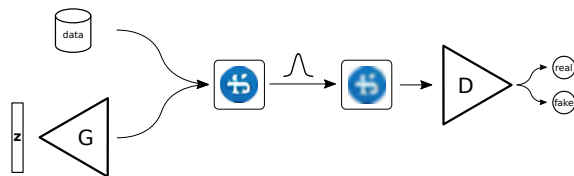


Figure 5: Generative Adversarial Net with blurred Discriminator input. Both original and generated images are blurred using a Gaussian filter of fixed strength.

**Gaussian Blur** During our experiments we noticed how blurring the input image helps the network remain stable during training, which in the end lead us to apply a Gaussian blur on all images presented to the discriminator (training data as well as samples from the Generator), like it has been previously implemented by Susmelj *et al.* [36]. The method is schematically illustrated in Figure 5.

### 3.4. Quantitative evaluation and state-of-the-art

In order to quantitatively assess the performance of our solutions on the commonly used CIFAR-10 dataset we re-

port Inception scores [34] and diversity scores based on MS-SSIM [38] as suggested in [26] over a set of 50,000 randomly generated images. In Table 2 we summarize results for different configurations in supervised (using CIFAR labels) and unsupervised settings in LC and AC conditional modes, including reported scores from the literature.

Method	Clusters	Inception score	Diversity (MS-SSIM)	
unsupervised	Infusion training[5]	4.62±0.06		
	ALI [9](from[39])	5.34±0.05		
	Impr.GAN(-L+HA)[34]	6.86±0.06		
	EGAN-Ent-VI [7]	7.07±0.10		
	DFM [39]	7.72±0.13		
	iWGAN [12]	7.86±0.07		
	iWGAN	7.853±0.072	0.0504±0.0017	
	iWGAN-LC with AE clustering	32	7.300±0.072	0.0507±0.0016
	iWGAN-AC with AE clustering	32	7.885±0.083	0.0504±0.0014
semi-superv.	iWGAN-LC with RC clustering	32	7.831±0.072	0.0491±0.0015
	iWGAN-LC with RC clustering	128	7.799±0.030	0.0491±0.0015
	iWGAN-AC with RC clustering	10	8.433±0.068	0.0505±0.0016
	iWGAN-AC with RC clustering	32	<b>8.673±0.075</b>	0.0500±0.0016
	iWGAN-AC with RC clustering	128	<b>8.625±0.109</b>	<b>0.0465±0.0015</b>
supervised	iWGAN-LC	7.710±0.084	0.0510±0.0013	
	Impr.GAN [34]	8.09±0.07		
	iWGAN-AC [12]	8.42±0.10		
	AC-GAN [26]	8.25±0.07		
	SGAN [15]	8.59±0.12		
CIFAR-10 (original data)		11.237±0.116	0.0485±0.0016	

Table 2: Comparison of Inception and diversity scores on CIFAR-10. The unsupervised methods do not use the CIFAR-10 class labels. Note that our unsupervised methods achieve state-of-the-art performance comparable to the best supervised approaches.

Method	Inception score
iWGAN unconditional	10.11±0.20
iWGAN-AC 128 RC clusters	14.42±0.21
ImageNet-small (original data)	75.29±1.40

Table 3: Inceptions scores on ImageNet-small.

**Performance and state-of-the-art** On CIFAR-10, our best Inception score of 8.67 achieved with iWGAN-AC and 32 RC clusters is significantly higher than 8.09 by Salimans *et al.* [34] with their Improved GAN method, the best score reported in the literature for unsupervised methods. Surprisingly, our best result, achieved with purely synthetic labels provided by RC clustering, is comparable to 8.59 of the Stacked GANs approach by Huang *et al.* [15], the best score reported for supervised methods. For ImageNet-small, there is also a very significant improvement when using our synthetic labels versus no labels. While these results could point to a general improvement of output image quality when using data clustering, we believe that the higher score is owed to fact that AC-GAN enforces the generation of images which can easily be classified to the provided clusters, which in turn could raise the classifier-based



Figure 6: The first four (random) clusters of LLD-icon as attained with our AE-Clustering method using 100 cluster centers. The top half of each example contains a random selection of original images, while the bottom half consists of samples generated by DCGAN-LC for the corresponding cluster. The very strong visual correspondence demonstrates the network’s ability to capture the data distributions inherent the classes produced by our clustering method.

Inception score. Subjectively, there does not seem to be any obvious improvement in the produced output, further supporting this hypothesis.

**Image quality** Complementary to the Inception and diversity scores we also measured the image quality using CORNIA, a robust no-reference image quality assessment method proposed by Ye and Doermann [41]. On both CIFAR-10 and LLD-icon our generative models obtained CORNIA scores equivalent to those of the original images from each dataset. This result is in-line with the findings in [36], where the studied GANs also converge in terms of CORNIA scores towards the data image quality at GAN convergence.

**LC vs. AC for conditional GANs** Our AC-GAN variants are better than their LC counterparts in terms of Inception scores, but comparable in terms of diversity for CIFAR-10. Even though the numbers indicate a qualitative advantage of AC- over LC-GAN, we prefer the latter for our logo application as it natively allows smooth interpolations even in-between different clusters. This is not the case for the reference implementation of AC-GAN where the cluster labels consist of discrete integer values and thus constrain all latent space operations to a specific data cluster, which does not match our intended use.

#### 4. Logo synthesis by latent space exploration

As mentioned in the previous section, layer conditioning allows for smooth transitions in the latent space from one class to another, which is critical for logo synthesis and manipulation by exploration of the latent space. Therefore, we work with two configurations for these experiments: iWGAN-LC with 128 RC clusters and DCGAN-LC with 100 AE clusters. Their Inception, diversity and CORNIA scores are comparable on the LLD-icon dataset.

##### 4.1. Sampling

In generative models like GANs [11] and VAEs [20], images are generated from a high-dimensional latent vec-

tor (with usually somewhere between 50 and 1000 dimensions), also commonly referred to as z-vector. During training, each component of this vector is randomly sampled from a Uniform or Gaussian distribution, so that the generator is trained to produce a reasonable output for any random vector sampled from the same distribution. The space spanned by these latent vectors, called the latent space, is often highly structured, such that latent vectors can be deliberately manipulated in order to achieve certain properties in the output [6, 8, 29].

Using DCGAN-LC with 100 AE clusters on the same data, Figure 6 contains samples from a specific cluster next to a sample of the respective original data. This shows how the layer conditional DCGAN is able to pick up on the data distribution and produce samples which are very easy to attribute to the corresponding cluster and are often hard to distinguish from the originals at first glance. For comparison we also show results for iWGAN-LC with 128 RC clusters trained on the LLD-icon-sharp dataset in Figure 1.



Figure 7: Interpolation between 4 selected logos of distinct classes using DCGAN-LC with 100 AE clusters on LLD-icon, showcasing smooth transitions and interesting intermediate samples in-between all of them.



Figure 8: Continuous interpolation between 4 logos within one cluster (top) and 3 logos from different clusters (bottom) in latent space using iWGAN-LC with 64 RC clusters on LLD-logo at 64 pixel resolution. We observe reasonably smooth transitions (given the large steps size) and logo-like shapes in all of the sampled subspace.

## 4.2. Interpolations

To show that a generator does not simply learn to reproduce samples from the training set, but is in fact able to produce smooth variations of its output images, it is common practice [10] to perform interpolations between two points in the latent space and to show that the outcome is a smooth transition between the two corresponding generated images, with all intermediate images exhibiting the same distribution and quality. Interpolation also provides an effective tool for a logo generator application, as the output image can be manipulated in a controlled manner towards a certain (semantically meaningful) direction in latent space.

For all our interpolation experiments we use the distribution matching methods from [1] in order to preserve the prior distribution the sampled model was trained on. An example with 64 interpolation steps to showcase the smoothness of such an interpolation is given in Figure 7 where we interpolate between 4 sample points, producing believable logos at every step. As it is the case in this example, the interpolation works very well even between logos of different clusters, even though the generator was never trained for mixed cluster attributes.

Some more interpolations between different logos both within a single cluster and between logos of different clusters are shown in Figure 8, this time between 2 endpoints and with only 4 interpolation steps.

## 4.3. Class transfer

As the one-hot class vector representing the logo cluster is separate from our latent vector, it is also possible to keep the latent space representation constant and only change the cluster of a generated logo. Figure 9 contains 11 logos (top



Figure 9: Logo class transfer using DCGAN-LC on LLD-icon with 100 AE clusters. The logos of the 1st row get transferred to the class (cluster) of the logos in the 1st column (to the left). Hereby the latent vector is kept constant within each column and the class label is kept constant within each row (except for the 1st ones, resp.). The original samples have been hand-picked for illustrative purposes.

row) that are being transformed to a particular cluster class in each subsequent row. This shows how the general appearance such as color and contents are encoded in the z-vector while the cluster label transforms these attributes into a form that conforms with the contents of the respective cluster. Here, again, interpolation could be used to create intermediate versions as desired.

## 4.4. Vicinity sampling

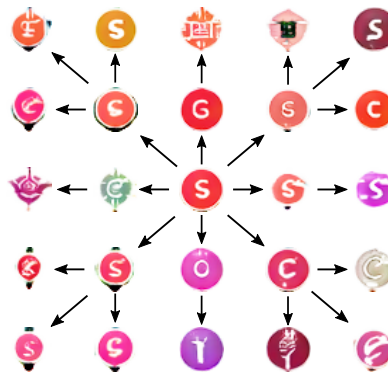


Figure 10: Vicinity Sampling using iWGAN-LC on LLD-icon-sharp with 128 RC clusters.

Another powerful tool to explore the latent space is vicinity sampling, where we perturb a given sample in random directions of the latent space. This could be useful to present the user of a logo generator application with a choice of possible variants, allowing him to modify his logo step by step into directions of his choice. In Figure 10 we present an example of a 2-step vicinity sampling process,



where we interpolate one-third towards random samples to produce a succession of logo variants.

#### 4.5. Vector arithmetic 1: Sharpening

For models trained on our LLD-icon data, some of the generated icons are blurry since roughly half of the logos in this dataset are upscaled from a lower resolution. However, by averaging over the z-vector of a number of blurry samples and subtracting from this the average of a number of sharp samples, it is possible to construct a “sharpening” vector which can be added to blurry logos to transform them into sharp ones. This works very well even if the directional vector is calculated exclusively from samples in one cluster and then applied samples of another, showing that the blurriness is in fact nothing more than a feature embedded in latent space. The result of such a transformation is shown in Figure 11, where such a sharpening vector was calculated from 40 sharp and 42 blurry samples manually selected from two random batches of the same cluster. The resulting vector is then applied equally to all blurry samples. The quality of the result, while already visually convincing, could be further optimized by adding individually adjusted fractions of this sharpening vector to each logo.




Figure 11: Sharpening of logos in the latent space by adding an offset calculated from the latent vectors of sharp and blurry samples. We used DCGAN-LC and 100 AE clusters.

#### 4.6. Vector arithmetic 2: Shapes

As a further example of performing vector arithmetic in latent space with a direct application for our logo generator, we demonstrate a transformation in shape towards round logos. This experiment was performed analogous to the sharpening, but this time using the high-res logos from LLD-logo and picking round vs square logos instead of blurry vs sharp ones. The result on 9 random samples is shown in Figure 12, more examples can be found in the supplementary material.

#### 4.7. Supplementary material

Due to page length limit we invite the reader to check the supplementary material (available at <https://arxiv.org/abs/1712.04407>) for more visual results of our approaches as well as an example for a user interface for a logo generator application which implements latent space operations for an easy manipulation of logo attributes.



(a) Original samples (b) Transformed samples

Figure 12: Transformation towards round logos through a constructed directional vector in latent space using WGAN-LC trained on LLD-logo with 64 RC clusters.

### 5. Conclusions

In this paper we tackled the problem of logo design by synthesis and manipulation with generative models:

- (i) We introduced a Large Logo Dataset (LLD) crawled from the Internet with orders of magnitude more logos than the existing datasets.
- (ii) In order to cope with the high multi-modality and to stabilize GAN training on such data we proposed clustered GANs, that is GANs conditioned with synthetic labels obtained through clustering. We performed clustering in the latent space of an Autoencoder or in the CNN features space of a ResNet classifier and conditioned DCGAN and improved WGAN utilizing either an Auxiliary Classifier or Layer Conditional model.
- (iii) We quantitatively validated our clustered GAN approaches on a CIFAR-10 and ImageNet, showcasing the benefits of meaningful synthetic labels obtained through clustering in the CNN feature space of a ResNet classifier.
- (iv) We showed that the latent space of the networks trained on our logo data is smooth and highly structured, thus having interesting properties exploitable by performing vector arithmetic in that space.
- (v) We showed that the synthesis and manipulation of (virtually) infinitely many variations of logos is possible through latent space exploration equipped with a number of operations such as interpolations, sampling, class transfer or vector arithmetic in latent space like our sharpening example.

Our solutions ease the logo design task in an interactive manner and are significant steps towards a fully automatic logo design system.

### Acknowledgments

This work was supported by the ETH Zurich General Fund (OK) and by an NVIDIA hardware grant.



## References

- [1] E. Agustsson, A. Sage, R. Timofte, and L. Van Gool. Optimal transport maps for distribution preserving operations on latent spaces of generative models. *arXiv preprint arXiv:1711.01970*, 2017. **7**
- [2] M. Arjovsky and L. Bottou. Towards principled methods for training generative adversarial networks. *arXiv preprint arXiv:1701.04862*, 2017. **2**
- [3] M. Arjovsky, S. Chintala, and L. Bottou. Wasserstein generative adversarial networks. In D. Precup and Y. W. Teh, editors, *Proceedings of the 34th International Conference on Machine Learning*, volume 70 of *Proceedings of Machine Learning Research*, pages 214–223, International Convention Centre, Sydney, Australia, 06–11 Aug 2017. PMLR. **2**
- [4] D. Berthelot, T. Schumm, and L. Metz. Began: Boundary equilibrium generative adversarial networks. *arXiv preprint arXiv:1703.10717*, 2017. **2**
- [5] F. Bordes, S. Honari, and P. Vincent. Learning to generate samples from noise through infusion training. *arXiv preprint arXiv:1703.06975*, 2017. **5**
- [6] A. Brock, T. Lim, J. M. Ritchie, and N. Weston. Neural photo editing with introspective adversarial networks. *arXiv preprint arXiv:1609.07093*, 2016. **2, 6**
- [7] Z. Dai, A. Almahairi, P. Bachman, E. Hovy, and A. Courville. Calibrating energy-based generative adversarial networks. *arXiv preprint arXiv:1702.01691*, 2017. **5**
- [8] A. Dosovitskiy, J. Tobias Springenberg, and T. Brox. Learning to generate chairs with convolutional neural networks. In *Proceedings of the IEEE Conference on Computer Vision and Pattern Recognition*, pages 1538–1546, 2015. **6**
- [9] V. Dumoulin, I. Belghazi, B. Poole, A. Lamb, M. Arjovsky, O. Mastropietro, and A. Courville. Adversarially learned inference. *arXiv preprint arXiv:1606.00704*, 2016. **5**
- [10] I. Goodfellow. Nips 2016 tutorial: Generative adversarial networks. *arXiv preprint arXiv:1701.00160*, 2016. **2, 7**
- [11] I. Goodfellow, J. Pouget-Abadie, M. Mirza, B. Xu, D. Warde-Farley, S. Ozair, A. Courville, and Y. Bengio. Generative adversarial nets. In *Advances in neural information processing systems*, pages 2672–2680, 2014. **2, 6**
- [12] I. Gulrajani, F. Ahmed, M. Arjovsky, V. Dumoulin, and A. Courville. Improved training of wasserstein gans. *arXiv preprint arXiv:1704.00028*, 2017. **2, 3, 5**
- [13] K. He, X. Zhang, S. Ren, and J. Sun. Deep residual learning for image recognition. In *Proceedings of the IEEE conference on computer vision and pattern recognition*, pages 770–778, 2016. **4**
- [14] S. C. HOI, X. WU, H. LIU, Y. WU, H. WANG, H. XUE, and Q. WU. Large-scale deep logo detection and brand recognition with deep region-based convolutional networks. In *arXiv*, 2015. **1, 2**
- [15] X. Huang, Y. Li, O. Poursaeed, J. Hopcroft, and S. Belongie. Stacked generative adversarial networks. *arXiv preprint arXiv:1612.04357*, 2016. **2, 5**
- [16] D. Jimenez Rezende, S. Mohamed, and D. Wierstra. Stochastic backpropagation and approximate inference in deep generative models. *arXiv preprint arXiv:1401.4082*, 2014. **2**
- [17] A. Joly and O. Buisson. Logo retrieval with a contrario visual query expansion. In *Proceedings of the 17th ACM international conference on Multimedia*, pages 581–584. ACM, 2009. **1, 2**
- [18] Y. Kalantidis, L. G. Pueyo, M. Trevisiol, R. van Zwol, and Y. Avrithis. Scalable triangulation-based logo recognition. In *Proceedings of the 1st ACM International Conference on Multimedia Retrieval*, page 20. ACM, 2011. **2**
- [19] D. P. Kingma, S. Mohamed, D. J. Rezende, and M. Welling. Semi-supervised learning with deep generative models. In *Advances in Neural Information Processing Systems*, pages 3581–3589, 2014. **2**
- [20] D. P. Kingma and M. Welling. Auto-encoding variational bayes. *arXiv preprint arXiv:1312.6114*, 2013. **2, 6**
- [21] A. Krizhevsky and G. Hinton. Learning multiple layers of features from tiny images. 2009. **2**
- [22] Y. LeCun, L. Bottou, Y. Bengio, and P. Haffner. Gradient-based learning applied to document recognition. *Proceedings of the IEEE*, 86(11):2278–2324, 1998. **2**
- [23] Z. Liu, P. Luo, X. Wang, and X. Tang. Deep learning face attributes in the wild. In *Proceedings of International Conference on Computer Vision (ICCV)*, 2015. **2**
- [24] X. Mao, Q. Li, H. Xie, R. Y. Lau, Z. Wang, and S. P. Smolley. Least squares generative adversarial networks. *arXiv preprint arXiv:1611.04076*, 2016. **2**
- [25] M. Mirza and S. Osindero. Conditional generative adversarial nets. *arXiv preprint arXiv:1411.1784*, 2014. **2**
- [26] A. Odena, C. Olah, and J. Shlens. Conditional image synthesis with auxiliary classifier gans. 2017. **2, 5**
- [27] A. v. d. Oord, N. Kalchbrenner, and K. Kavukcuoglu. Pixel recurrent neural networks. *arXiv preprint arXiv:1601.06759*, 2016. **4**
- [28] G. Perarnau, J. van de Weijer, B. Raducanu, and J. M. Álvarez. Invertible conditional gans for image editing. *arXiv preprint arXiv:1611.06355*, 2016. **2**
- [29] A. Radford, L. Metz, and S. Chintala. Unsupervised representation learning with deep convolutional generative adversarial networks. *arXiv preprint arXiv:1511.06434*, 2015. **2, 3, 6**
- [30] S. Reed, Z. Akata, X. Yan, L. Logeswaran, B. Schiele, and H. Lee. Generative adversarial text to image synthesis. In M. F. Balcan and K. Q. Weinberger, editors, *Proceedings of The 33rd International Conference on Machine Learning*, volume 48 of *Proceedings of Machine Learning Research*, pages 1060–1069, New York, New York, USA, 20–22 Jun 2016. PMLR. **2**
- [31] S. Romberg, L. G. Pueyo, R. Lienhart, and R. Van Zwol. Scalable logo recognition in real-world images. In *Proceedings of the 1st ACM International Conference on Multimedia Retrieval*, page 25. ACM, 2011. **1, 2**
- [32] O. Russakovsky, J. Deng, H. Su, J. Krause, S. Satheesh, S. Ma, Z. Huang, A. Karpathy, A. Khosla, M. Bernstein, A. C. Berg, and L. Fei-Fei. ImageNet Large Scale Visual Recognition Challenge. *International Journal of Computer Vision (IJCV)*, 115(3):211–252, 2015. **2**
- [33] H. Sahbi, L. Ballan, G. Serra, and A. Del Bimbo. Context-dependent logo matching and recognition. *IEEE Transactions on Image Processing*, 22(3):1018–1031, 2013. **1**

- [34] T. Salimans, I. Goodfellow, W. Zaremba, V. Cheung, A. Radford, and X. Chen. Improved techniques for training gans. In *Advances in Neural Information Processing Systems*, pages 2234–2242, 2016. [2](#), [4](#), [5](#)
- [35] H. Su, S. Gong, and X. Zhu. Weblogo-2m: Scalable logo detection by deep learning from the web. In *The IEEE International Conference on Computer Vision (ICCV)*, Oct 2017. [1](#), [2](#)
- [36] I. Susmelj, E. Agustsson, and R. Timofte. ABC-GAN: Adaptive blur and control for improved training stability of generative adversarial networks. *International Conference on Machine Learning (ICML 2017) Workshop on Implicit Models*, 2017. [5](#), [6](#)
- [37] A. van den Oord, N. Kalchbrenner, L. Espeholt, O. Vinyals, A. Graves, et al. Conditional image generation with pixelcnn decoders. In *Advances in Neural Information Processing Systems*, pages 4790–4798, 2016. [2](#)
- [38] Z. Wang, E. P. Simoncelli, and A. C. Bovik. Multiscale structural similarity for image quality assessment. In *The Thirty-Seventh Asilomar Conference on Signals, Systems Computers, 2003*, volume 2, pages 1398–1402 Vol.2, Nov 2003. [5](#)
- [39] D. Warde-Farley and Y. Bengio. Improving generative adversarial networks with denoising feature matching. In *International Conference on Learning Representations*, 2017. [5](#)
- [40] X. Yan, J. Yang, K. Sohn, and H. Lee. *Attribute2Image: Conditional Image Generation from Visual Attributes*, pages 776–791. Springer International Publishing, Cham, 2016. [2](#)
- [41] P. Ye and D. Doermann. No-reference image quality assessment using visual codebooks. *IEEE Transactions on Image Processing*, 21(7):3129–3138, 2012. [6](#)
- [42] F. Yu, A. Seff, Y. Zhang, S. Song, T. Funkhouser, and J. Xiao. Lsun: Construction of a large-scale image dataset using deep learning with humans in the loop. *arXiv preprint arXiv:1506.03365*, 2015. [2](#)
- [43] G. Zhu and D. Doermann. Automatic document logo detection. In *Document Analysis and Recognition, 2007. ICDAR 2007. Ninth International Conference on*, volume 2, pages 864–868. IEEE, 2007. [1](#)