



Mixing state and particle hygroscopicity of organic-dominated aerosols over the Pearl River Delta region in China

Juan Hong^{1,2,3,4}, Hanbing Xu⁵, Haobo Tan⁶, Changqing Yin⁶, Liqing Hao⁷, Fei Li⁶, Mingfu Cai⁸, Xuejiao Deng⁶, Nan Wang⁶, Hang Su^{1,3}, Yafang Cheng^{1,3}, Lin Wang⁴, Tuukka Petäjä², and Veli-Matti Kerminen²

¹Institute for Environmental and Climate Research, Jinan University, Guangzhou, Guangdong 511443, China

²Department of Physics, University of Helsinki, P.O. Box 64, Helsinki 00014, Finland

³Multiphase Chemistry Department, Max Planck Institute for Chemistry, Mainz 55128, Germany

⁴Shanghai Key Laboratory of Atmospheric Particle Pollution and Prevention, Department of Environmental Science & Engineering, Fudan University, 220 Handan Road, Shanghai 200433, China

⁵Experimental Teaching Center, Sun Yat-Sen University, Guangzhou 510275, China

⁶Institute of Tropical and Marine Meteorology/Guangdong Provincial Key Laboratory of Regional Numerical Weather Prediction, CMA, Guangzhou 510640, China

⁷Department of Applied Physics, University of Eastern Finland, Kuopio 70211, Finland

⁸School of Atmospheric Sciences, Guangdong Province Key Laboratory for Climate Change and Natural Disaster Studies, and Institute of Earth Climate and Environment System, Sun Yat-sen University, Guangzhou, Guangdong 510275, China

Correspondence: Haobo Tan (hbtan@grmc.gov.cn) and Lin Wang (lin_wang@fudan.edu.cn)

Received: 24 January 2018 – Discussion started: 15 February 2018

Revised: 16 July 2018 – Accepted: 10 September 2018 – Published: 4 October 2018

Abstract. Simultaneous measurements of aerosol hygroscopicity and particle-phase chemical composition were performed at a suburban site over the Pearl River Delta region in the late summer of 2016 using a self-assembled hygroscopic tandem differential mobility analyzer (HTDMA) and an Aerodyne quadruple aerosol chemical speciation monitor (ACSM), respectively. The hygroscopic growth factor (HGF) of the Aitken mode (30 nm, 60 nm) and accumulation mode (100 nm, 145 nm) particles were obtained under 90 % relative humidity (RH). An external mixture was observed for particles of every size during this study, with a dominant mode of more-hygroscopic (MH) particles, as aged aerosols dominated due to the anthropogenic influence. The HGF of less-hygroscopic (LH) mode particles increased, while their number fractions decreased during the daytime due to a reduced degree of external mixing that probably resulted from the condensation of gaseous species. These LH mode particles in the early morning or late afternoon could be possibly dominated by carbonaceous material emitted from local automobile exhaust during rush hours. During polluted days with air masses flowing mainly from the coastal areas, the chemical composition of aerosols had a clear diurnal variation

and a strong correlation with the mean HGF. Closure analysis was carried out between the HTDMA-measured HGF and the ACSM-derived hygroscopicity using various approximations for the hygroscopic growth factor of organic compounds (HGF_{org}). Considering the assumptions regarding the differences in the mass fraction of each component between PM_{10} and 145 nm particles, the hygroscopicity-composition closure was achieved using an HGF_{org} of 1.26 for the organic material in the 145 nm particles and a simple linear relationship between the HGF_{org} and the oxidation level inferred from the O : C ratio of the organic material was suggested. Compared with the results from other environments, HGF_{org} obtained from our measurements appeared to be less sensitive to the variation of its oxidation level, which is, however, similar to the observations in the urban atmosphere of other megacities in China. This finding suggests that the anthropogenic precursors or the photooxidation mechanisms might differ significantly between the suburban and urban atmosphere in China and those in other background environments. This may lead to different characteristics of the oxidation products in secondary organic aerosols (SOA) and therefore

to a different relationship between the HGF_{org} and its O : C ratio.

1 Introduction

Aerosol hygroscopicity describes the interaction between aerosol particles and ambient water molecules at both sub-saturated and supersaturated conditions in the atmosphere (Topping et al., 2005; McFiggans et al., 2006; Swietlicki et al., 2008). A key property is its effect on the size distribution of ambient aerosols, and it can indirectly give information on particle compositions (Swietlicki et al., 2008; Zhang et al., 2011). It also plays an important role in visibility degradation and multiphase chemistry due to an enlarged cross-section area of aerosol particles after taking up water in a humid environment (Tang et al., 1996; Malm et al., 2003; Cheng et al., 2008, 2016; Liu et al., 2013; Li et al., 2014; Zheng et al., 2015). Moreover, it determines the number concentration of cloud condensation nuclei and the lifetime of the clouds, which in turn affects the regional and global climate indirectly (Zhang et al., 2008; Reutter et al., 2009; Su et al., 2010; IPCC, 2013; Rosenfeld et al., 2014; Schmale et al., 2014; Seinfeld et al., 2016; Zieger et al., 2017).

Hygroscopic measurements have been conducted in numerous laboratory and field conditions around the world. Different observational findings related to the hygroscopic properties of particles and their chemical composition were obtained for aerosols from various environmental background conditions. (Bougiatioti et al., 2009; Park et al., 2009; Swietlicki et al., 2008; Asmi et al., 2010; Tritscher et al., 2011; Whitehead et al., 2014; Hong et al., 2015; Chen et al., 2017). Recent studies have specifically focused on the hygroscopicity of organic material, as atmospheric aerosols normally contain a large number of organic species, which exhibit highly various water uptake abilities. Previous works have extensively examined and reported the hygroscopicity of the organic fraction in aerosols worldwide, including boreal forest and rural and urban background areas (Chang et al., 2010; Wu et al., 2013; Mei et al., 2013; Hong et al., 2015; Wu et al., 2016). They found that the oxidation level or the oxygenation state of all organics, which directly affects their corresponding solubility in water, is the major factor that drives the water uptake ability of the organic fraction in aerosols. However, knowledge on the hygroscopicity of organic material and its dependency on the oxidation level of organics in urban background areas under high aerosol mass loading conditions is limited, for instance in China, where air pollution has become one of the top environmental concerns in recent decades (Chan and Yao, 2008).

Due to the fast development of industrialization and urbanization, China has experienced increasingly severe air pollution during the few past decades (Zheng et al., 2015; Wang et al., 2017). High loadings of atmospheric aerosols can reduce visibility and lead to adverse acute and chronic health ef-

fects due to the penetration and deposition of submicron particles in the human respiratory system (Dockery et al., 1993; Cabada et al., 2004; Tie et al., 2009). In order to better understand the chemical composition, sources and aging processes of atmospheric aerosols and in turn target the atmospheric pollution problems in China, measurements of atmospheric particles with various properties have increased during the recent years. Hygroscopicity, an important physico-chemical property of atmospheric particles (Cheng et al., 2008; Gunthe et al., 2011; Cheng et al., 2016), has also been implemented into extensive campaigns in densely populated areas, such as that of the North China Plain (Massling et al., 2009; Liu et al., 2011) and the Yangtze River Delta (Ye et al., 2013). In the Pearl River Delta (PRD) region, a metropolis in southeastern China with high aerosol loadings and low visibility (probably due to anthropogenic emissions), Hygroscopic measurements have also been initiated during the past few years (Tan et al., 2013; Jiang et al., 2016; Cai et al., 2017). These previous studies have mainly focused on the statistical analysis of the hygroscopic properties of PRD aerosols and tried to give possible explanations for their temporal variations. However, the relationship between the hygroscopic properties of aerosols in the PRD region and the particle-phase chemical composition have not yet been systematically constrained, especially the relation of hygroscopic properties of the organic fraction in the particles to their oxidation level. Particularly, a close look at the hygroscopicity and the chemical composition of particles during high aerosol loadings is also scarce.

In this study, we measured the size-dependent hygroscopic properties and non-size-resolved chemical composition by a self-assembled hygroscopic tandem differential mobility analyzer (HTDMA) and an aerodyne quadruple aerosol chemical speciation monitor (ACSM), respectively, in a suburban site in the PRD region. We aim to find the link between the hygroscopicity of aerosols and their chemical composition, with a focus on identifying the hygroscopic properties of the organic material and their O : C dependency for these suburban aerosols. Hygroscopic properties and the chemical composition of aerosol particles under high and low aerosol loadings were particularly analyzed separately.

2 Materials and methodology

2.1 Sampling site and air mass origins

The measurements were conducted from 12 September to 19 October 2016 at the CAWN (Chinese Meteorological Administration Atmospheric Watch Network) station in Panyu, southern China. The site is located at the top of Dazhen-gang Mountain, which is in the suburban area of the megacity Guangzhou. A figure of the geographical location is available in Tan et al. (2013) and Jiang et al. (2016). A detailed

description of the CAWNET station and the sampling inlet can be found in Tan et al. (2013) and Cai et al. (2017).

To investigate the relationship between atmospheric aerosol hygroscopicity and the transport paths or source regions of air masses, 72 h back trajectories of air parcels arriving at CAWNET were calculated at 6 h intervals using the Hybrid Single-Particle Lagrangian Integrated Trajectory (HYSPLIT) model for this study. The arrival height of the trajectories was chosen to be at 700 m above ground level, which is the mean height of the boundary layer in Guangzhou during the entire experimental period according to the data obtained from European Center for Medium-Range Weather Forecasts (ERA Interim). Trajectories with similar spatial distributions or patterns were grouped together to generate clusters, representing their mean trajectories and the predominant air mass origins during the campaign.

2.2 Measurements and data analysis

A self-assembled HTDMA was deployed to measure the hygroscopic growth factor (HGF), the mixing state and the particle number size distribution (10–1000 nm) of ambient aerosols during this study. A detailed characterization of the HTDMA system and its operating principles are available in Tan et al. (2013b). Briefly, after passing through a PM₁ impactor inlet, ambient aerosols were first brought through a Nafion dryer (Model PD-70T-24ss, Perma Pure Inc.) to be dried to a relative humidity (RH) lower than 10 % and were subsequently charged by a neutralizer (Kr⁸⁵, TSI Inc.). These dry particles of four specific mobility diameters (D_0 ; 30, 60, 100 and 145 nm) were selected by the first Differential Mobility Analyzer (DMA1, Model 3081L, TSI Inc.) in the HTDMA system and were then introduced into a membrane permeation humidifier (Model PD-70T-24ss, Perma Pure Inc.) to reach a 90 % RH. With a second DMA (DMA2, Model 3081L, TSI Inc.) and a condensation particle counter (CPC, Model 3772, TSI Inc.), the growth factor distributions (GFDs) or the mobility diameter (D_p) of these conditioned particles at the 90 % RH were measured at room temperature. The hygroscopic growth factor (HGF, RH = 90 %) is then defined as the following;

$$\text{HGF}(90\%) = \frac{D_p(\text{RH} = 90\%)}{D_0}. \quad (1)$$

In practice, the growth factor probability density function (GF-PDF) was fitted from the measured GFDs with bimodal lognormal distributions using a TDMAfit algorithm (Stolzenburg, 1988; Stolzenburg and McMurry, 2008). After obtaining the GF-PDF and the ensemble average HGF, number fractions of particles at each mode and the spread of each mode were calculated.

An Aerodyne Quadruple Aerosol Chemical Speciation Monitor (ACSM; Aerodyne Research Inc.) was employed to determine the non-refractory PM₁ chemical composition and O : C of submicron aerosol particles with a 50 % col-

lection efficiency during the experimental period (Ng et al., 2011). The ratios of oxygen to carbon (O : C) were then estimated by their relationship to the mass fractions of m/z 44 (f_{44}) to the total organic mass (Canagaratna et al., 2015). The mass concentration of black carbon was measured by an aethalometer using a PM_{2.5} inlet (Hansen et al., 1982). Wu et al. (2009) compared the BC concentration in PM₁ and PM_{2.5} and found that BC aerosols mainly exist in the fine particles, with roughly 80 % of the BC mass in PM₁. Due to the limited literature data on BC size distributions in the PRD region, we used this simplified assumption by Wu et al. (2009) to estimate the BC concentration in PM₁ for this study. It is necessary to note that the chemical composition of PM₁ can be different from those of size-segregated aerosols, and the ACSM measures the chemical composition of PM₁, which may be significantly different from those of Aitken mode particles. In addition, complimentary measurements for ambient meteorological conditions (e.g., relative humidity, wind direction and wind speed) as well as the particulate matter (PM_{2.5}) mass concentration measurements by an Environmental Dust Monitor (EDM, Grimm Model 180) were conducted concurrently during the experimental period.

2.3 Closure study

Ambient aerosol particles are mixtures of a vast number and variety of species. In order to estimate the averaged hygroscopicity of ambient particles, the Zdanovskii–Stokes–Robinson (ZSR) mixing rule (Zdanovskii, 1948; Stokes and Robinson, 1966) was assumed and the hygroscopic growth factor (HGF_m) of a mixed particle was calculated by summarizing the volume-weighted HGF of the major chemical components of aerosol particles;

$$\text{HGF}_m = \left(\sum_i \varepsilon_i \cdot \text{HGF}_i^3 \right)^{1/3}, \quad (2)$$

where ε_i is the volume fraction of each species and HGF_{*i*} is the growth factor of each species present in the mixed particle. The volume fraction of each species was calculated from their individual dry densities and mass fractions from ACSM data (Gysel et al., 2007; Meyer et al., 2009) by neglecting the interactions between different species. Since ACSM measures the concentration of ions, the molecular composition can be reconstructed from the ion pairing based on the principles of aerosol neutralization and molecular thermodynamics (McMurry et al., 1983; Kortelainen et al., 2017). Several neutral molecules such as (NH₄)₂SO₄, NH₄HSO₄, NH₄NO₃, H₂SO₄ and other possible species were therefore obtained. The related properties of each species necessary for the calculation in Eq. (2) are listed in Table 1. Ensemble values of the HGF of organic compounds (HGF_{org}) were suggested as the best-fit values of the closure analysis were achieved, which is described in detail in Sect. 3.4. As suggested in earlier studies, the hygroscopicity of organics in the

Table 1. Hygroscopic growth factors of all compounds and their individual density used in the ZSR calculation.

Compounds	Density (kg m^{-3})	HGF (90 %)	
		Aitken mode (30 nm, 60 nm)	Accumulation mode (100 nm, 145 nm)
$(\text{NH}_4)_2\text{SO}_4^{\text{a}}$	1769	1.66	1.70
NH_4HSO_4	1780	1.74	1.78
NH_4NO_3	1720	1.74	1.80
H_2SO_4	1830	2.02	2.05
Organics	1250 ^b	1.0–1.3 ^c	

^a Hygroscopic growth factor and density values of all inorganic materials were chosen from Gysel et al. (2007); ^b density of organic materials was chosen from Yeung et al. (2014); ^c hygroscopic growth factor for organic materials was varied from 1 to 1.3 according to literature values (Gysel et al., 2004; Carrico et al., 2005; Aklilu et al., 2006; Good et al., 2010; Hong et al., 2015; Chen et al., 2017).

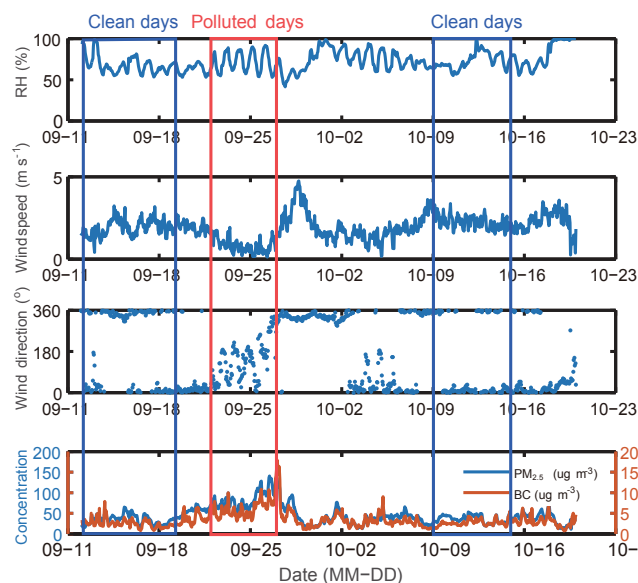
aerosol particles is dependent on their degree of oxygenation inferred from the O : C ratio (Massoli et al., 2010; Duplissy et al., 2011; Hong et al., 2015); hence, we further estimated HGF_{org} according to the degree of oxygenation presented by the O : C ratio. A similar approach for approximating the hygroscopicity of organics in the particle phase based on their O : C ratio is also proposed by Hong et al. (2015). A density value of 1250 kg m^{-3} was used for the organics to calculate their volume fraction, which was suggested by Yeung et al. (2014) in their closure analysis for aerosols from a similar environment.

3 Results and discussions

3.1 Overview of measurements

Figure 1 shows the temporal variations of meteorological conditions (e.g., relative humidity, wind direction, average wind speed) and $\text{PM}_{2.5}$ as well as BC mass concentration in PM_1 . In general, the RH showed a clear diurnal cycle and a northern wind was frequently experienced during this study. The $\text{PM}_{2.5}$ mass concentration varied from 20 to $180 \mu\text{g m}^{-3}$, with relatively low values (roughly below $50 \mu\text{g m}^{-3}$) most of the time. Previous $\text{PM}_{2.5}$ mass concentration measurements at this site have yielded quite similar results (Jiang et al., 2016) in this season. During the period of 22–27 September, the PRD region experienced stagnant weather conditions, with low wind speeds and fluctuating wind directions near the surface. The stagnant weather leads to the observed increase in the mass concentrations of $\text{PM}_{2.5}$ and BC, with values up to about 2 times higher values than in the rest of this study.

Figure 2 shows an overview GF-PDF for particles of four different diameters, with the color code of probability density and the mass fractions of the ACSM chemical components as well as the particle number size distributions (10–400 nm) over the entire measurements period. The white gap in the mass fraction data in the fifth panel is due to an instrument failure. Particles of all sizes showed apparent bimodal growth

**Figure 1.** Time series for relative humidity, wind speeds, wind directions and concentrations of $\text{PM}_{2.5}$ as well as BC concentration (bottom panel).

factor distributions with a mode of more-hygroscopic particles and a mode of less-hygroscopic particles, indicating that the particle population was mainly externally mixed. A similar feature was also observed in the PRD region previously (Eichler et al., 2008; Tan et al., 2013b; Jiang et al., 2016; Cai et al., 2017) as well as in other urban environments around the world (Massling et al., 2005; Fors et al., 2011; Liu et al., 2011; Ye et al., 2013).

In our study, the bimodal distributions had a dominant more-hygroscopic (MH) mode for larger particles (100 nm, 145 nm), whereas for smaller particles (30 nm, 60 nm), these number fractions of two modes were approximately of a similar magnitude. From the fifth panel in Fig. 1, we can see that the total inorganic and organic material had roughly equivalent contributions to the mass fractions in PM_1 at the PRD region. This is not a surprise due to the stronger anthropogenic influence of our measurement site. Particle number size distributions below 10 nm were not measured by our setup, so new particle formation events could not be systematically classified for this study. However, a subsequent particle growth from 10 nm to the accumulation mode was periodically observed. In this study, two distinguished types of days (e.g., “relative clean days” on 12–19 September and 9–15 October and “polluted days” from 22 September at 18:00 LT to 27 September, 09:00 LT) were characterized by their corresponding differences in meteorological conditions, the mass concentration of $\text{PM}_{2.5}$ or BC and the occurrence of clear particle growth above 10 nm. A distinct analysis of aerosol hygroscopicity, chemical composition and the air mass origins for these two periods will be further discussed in Sect. 3.3.

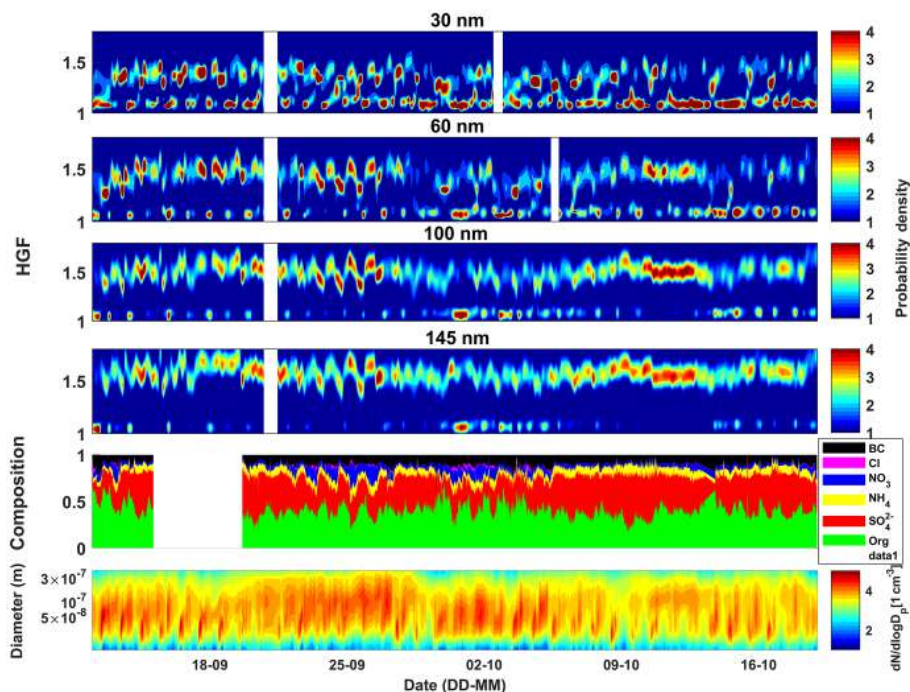


Figure 2. Time series of hygroscopic growth factor distribution for 30, 60, 100 and 145 nm particles using HTDMA in the upper four panels and with the color code indicating probability density. Time series of mass fractions of chemical species in submicron particles and particle number size distribution within 10–400 nm using ACSM and DMPS, respectively, in the lower two panels.

3.2 Hygroscopicity and mixing state

The diurnal variations of the average HGF of particles of four different sizes are illustrated in Fig. S1. In general, larger particles were more hygroscopic than smaller particles. No strong diurnal pattern of the mean HGF can be concluded from the current results after taking the uncertainties associated with the mean values into account. This suggests complex sources and aging processes of aerosols at this suburban site.

In the upper panels of Fig. 3, we compared the diurnal variation of the HGFs of particles in the LH and MH mode. The HGFs of LH mode of particles of all sizes started to increase after 10:00 LT and decrease at about 15:00 LT until reaching their lowest levels at about 20:00 LT. A possible candidate for these LH mode particles could be carbonaceous material emitted from local automobile exhaust during rush hours, with soot and water-insoluble organics as the major components. These freshly less-hygroscopic particles started to age in the atmosphere through the condensation of different vapors or multiphase reactions in the daytime, leading to an obvious increase in HGFs of LH mode particles without reaching that of MH mode particles. The HGFs of MH mode particles of larger sizes (100 nm, 145 nm) started a slight decrease after about 10:00 LT and then increased again between around noon and late evening. Particles of this mode are supposed to be more aged than particles in the LH mode,

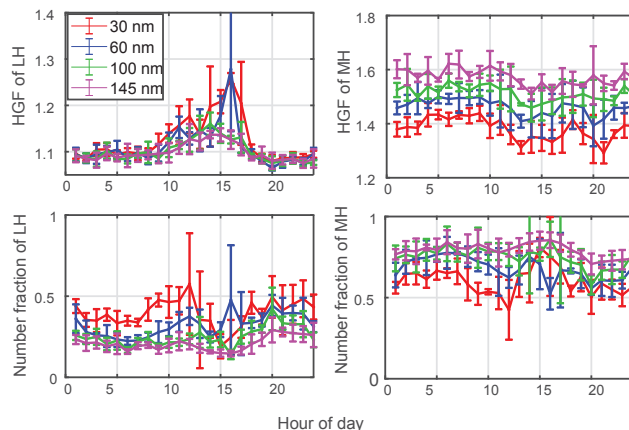


Figure 3. Diurnal variation of the HGF of less-hygroscopic (LH) and more-hygroscopic (MH) mode particles and their respective number fractions.

having a substantial fraction of inorganic components such as sulfate and nitrate. However, during the daytime, when the photochemical activity is stronger, the MH mode particles are expected to experience the condensation of different species, especially organics, which are less hygroscopic. Hence, a slightly lower HGF of these particles was observed in the afternoon than in the morning. In case of smaller particles (30 nm, 60 nm), the HGFs of MH group particles ap-

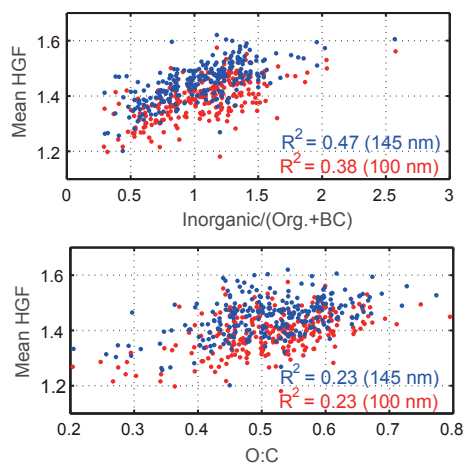


Figure 4. The correlation between the mean HGF of accumulation mode particles (100 nm, 145 nm in size) and the contribution of different species in the particle phase as well as the O : C of the organic materials.

peared to decrease during the afternoon until about 20:00 LT, suggesting that the transport of these particles was not long-range, but were rather secondary formed, either locally or from nearby emissions.

The number fractions of differently sized particles in each mode are illustrated in the lower panels of Fig. 3. For larger particles (100 nm, 145 nm), MH mode particles dominated over the LH mode particles. For smaller particles (30 nm, 60 nm), the number fraction of LH mode particles decreased dramatically after 00:00 LT and increased back to the same level after 18:00 LT. A similar yet less obvious pattern was also observed for larger particles. This feature directly suggests that small particles have a lower degree of external mixing during the afternoon compared with the rest of the day, providing further evidence that local traffic emissions may be the major sources of those LH mode particles, especially the ones of smaller sizes.

The hygroscopicity of aerosol particles is ultimately driven by the relative abundances of compounds with a different water uptake ability in the particle phase. Hence, we also looked at HGFs of aerosol particles in terms of their direct composition information. Our ACSM measured the non-size-resolved chemical composition of particles, which may deviate considerably from that of Aitken mode particles but may be close to that of accumulation mode particles. This requires us to choose the HGF of larger particles (100 nm, 145 nm) for the analysis. In Fig. 4, the HGFs of the accumulation mode particles correlate with the mass fraction ratio between inorganics and organics + BC ($R^2 = 0.38\text{--}0.47$) better than with the oxidation level of the organic fraction with R^2 values of around 0.23. A detailed comparison between the HTDMA-measured HGFs and the predicted HGFs using size-dependent chemical composition will be given below in Sect. 3.4. Gysel et al. (2007) suggested that, compared

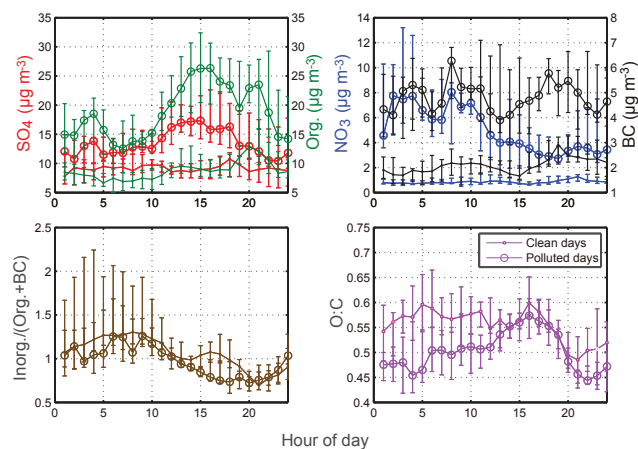


Figure 5. Diurnal variation of mass concentration of SO_4^{2-} , organics, NO_3^- , BC in particle phase, and the O : C ratio of organics and their relative contributions in particle-phase composition during clean days and polluted days.

with the HGFs of pure organic particles affected strongly by their oxidation level (Duplissy et al., 2011), the HGFs of mixed particles are less sensitive to the properties relating to uncertainties in the growth factor of less-hygroscopic compounds in the aerosol phase. This feature might explain why the HGFs of our suburban aerosol were influenced to a lesser extent by the oxidation level of organic compounds than the aerosol particles typically studied in smog chamber measurements or measured in a boreal forest environment (Massoli et al., 2010; Tritscher et al., 2011; Hong et al., 2015).

3.3 Comparison between polluted and clean days

In order to understand the influence of primary sources and secondary formation on the aerosol loading during different synoptic conditions (e.g., relatively clean days and polluted days), we studied the chemical characteristics and physico-chemical properties of aerosols as well as individual air mass origins during the two distinguished periods, respectively. Figure 5 shows the diurnal variation in the major species in the particle phase during the polluted and relatively clean days. Concentrations of all of the displayed species were higher during the polluted period compared with the clean days. This was particularly obvious for NO_3^- , whose concentration was almost 10 times higher during the polluted days. Wind speeds shown in Fig. 1 were the lowest during the polluted period, enabling local emitted air pollutants such as those from traffic and cooking to accumulate. Moreover, a substantial fraction (53 %) of the air mass trajectories (shown in Fig. 6) were passing along the coastal areas in the south-east of China, which is heavily populated. These coastal air masses, together with a considerable fraction (16 %) of air masses circulating within the PRD region, may potentially transport significant amounts of pollutants, presumably from

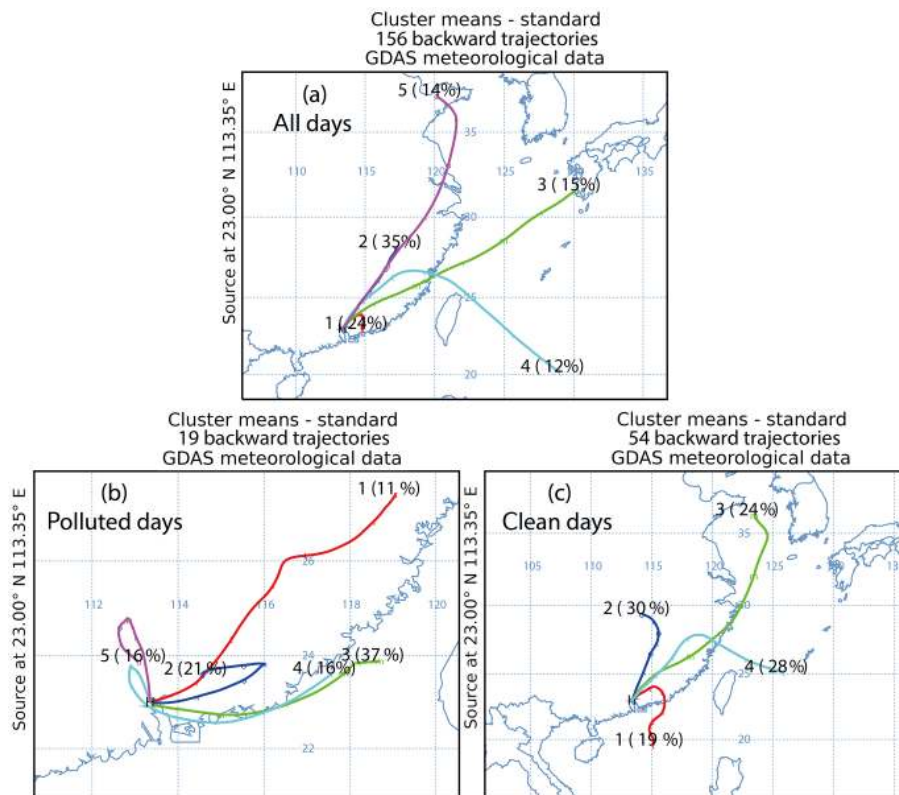


Figure 6. The major clusters for the 72 h backward trajectory simulation for air masses arriving at the CAWNET Panyu site with an arrival height of 700 m. (a) shows the results throughout the whole observational period, while (b) shows the one during polluted days and (c) is for clean days. All trajectories that are near each other were merged to a mean trajectory to represent the entire groups by cluster analysis. The percentage number beside the labeled cluster indicates how many back trajectories can be represented by this cluster.

anthropogenic emissions, to the site. Contrary to this, air masses on the clean days were mainly from the inland areas in the north. These regions are covered with vegetation and are less influenced by anthropogenic emissions, so air masses coming from there may promote the dilution and clearance of the local pollutants at the observational site.

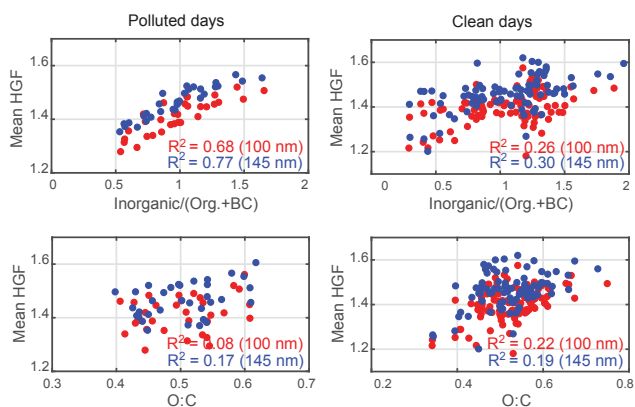
During the polluted days, SO_4^{2-} , NO_3^- and organics had clear diurnal patterns. Concentrations of SO_4^{2-} and organics peaked during the late afternoon, probably due to gas-phase condensation or multiphase reactions associated with high levels of SO_2 or gaseous organics after long-range transport, as previously discussed. Nitrate had higher concentrations in the early morning than in the afternoon. Pathak et al. (2009) suggested that high concentrations of particulate nitrate could be explained by the heterogeneous hydrolysis of N_2O_5 under high relative humidity conditions. Morino et al. (2006) concluded through using both observation and thermodynamic modeling that lower temperatures and a higher RH cause an enhanced condensation of HNO_3 in the particle phase. Figure S1 shows that RH values were higher in the early morning than other times of the day under polluted conditions. We also looked at gaseous HNO_3 concentrations obtained from MARGA measurements and

found them to be less than 2 times higher in polluted conditions than on clean days. The partition of HNO_3 to the particle phase due to condensation might not be able to fully explain the nitrate concentrations that are one order of magnitude higher in the particle phase in polluted days than clean days. Hence, we speculate that the heterogeneous hydrolysis of N_2O_5 could be the alternative reason for the production of the observed high concentrations of nitrate in the early morning under polluted conditions. During clean days, both inorganic and organic species have lower concentrations with no strong diurnal pattern, which indirectly indicates that the influence of the elevated boundary height on the daily variation of chemical composition was minor. The concentration of BC peaked at around rush hours, suggesting that traffic emissions could be one of the major sources of BC.

Considering all examined species together, the difference in the inorganics / (organic + BC) ratio between early morning and late afternoon was more obvious during the polluted conditions than during the clean days (lower panels of Fig. 5). The average O : C ratio during the polluted days was a little bit lower than during the clean days, suggesting that the organic fraction was less oxidized during the pollution episode.

Table 2. Sources of uncertainties associated within hygroscopicity-composition closure, given in terms of three standard deviations and their corresponding contribution to the overall uncertainty in hygroscopicity-composition closure.

Parameter	Uncertainty (3 standard deviations)	Uncertainty in measurements	HGF _{org} (relative to 1.26)
RH (DMA2)	1 %	2.3 % in measured HGF	3.2 %
Organic density	18 %	2.6 % in ACSM-derived HGF	3.2 %
BC density	33 %	1.0 % in ACSM-derived HGF	2.0 %
NH ₄ , NO ₃ mass concentration	20 %	0.6 %, 0.5 %	0.8 %, 1.6 %
SO ₄ mass concentration	20 %	1.8 %	4.0 %
Organics mass concentration	20 %	1.4 %	3.2 %
BC mass concentration	5 %	0.1 %	0.8 %

**Figure 7.** The correlation between the mean HGFs of accumulation mode particles (100 nm, 145 nm in size) and the contribution of different species in the particle phase as well as the O : C of the organic materials during polluted days and clean days.

The HGFs correlate much better with the contribution of different species to the mass fractions during the polluted days than during the clean days (Fig. 7). However, the oxidation level had a relatively stronger influence on the HGFs during the clean days compared with the polluted days. Taken together, these observations suggest that despite the variability in its oxidation level, the hygroscopicity of the organic aerosol fraction did not vary much during the polluted days.

3.4 Hygroscopicity-composition closure

3.4.1 Approximations of the HGF_{org}

The hygroscopic growth factors of organic compounds in the ambient aerosols (HGF_{org}) cannot be determined from direct observations. However, by conducting a closure analysis using different approximation approaches, HGF_{org} was estimated to range widely for various ambient aerosols in other studies, from about 1.0 to 1.3 (Gysel et al., 2004; Carrico et al., 2005; Aklilu et al., 2006; Good et al., 2010; Hong et al., 2015; Chen et al., 2017). In this section, we performed a closure study between the measured and predicted HGF us-

ing a PM₁ bulk chemical composition from the ACSM. An ensemble-mean HGF_{org} (value of 1.1) was determined when the sum of all residuals (RMSE; root-mean-square error) between the measured growth factors and corresponding ZSR predictions reached a minimum by varying HGF_{org,s} between 1.0 and 1.3.

By applying this constant HGF_{org}, Fig. 8 compares the ACSM-derived HGF with the HTDMA-measured ones for four differently sized particles, with the color code indicating the O : C ratio. It is obvious that the degree of agreement increased with increasing particle size. However, the bulk aerosols mainly represent the chemical composition of aerosol particles near the mass median diameter of the mass size distribution of ambient aerosol particles (Wu et al., 2013). The question then arises as to what extent the size-resolved chemical composition of aerosols (for instance, 100 and 145 nm particles) is comparable with that of the bulk aerosol. Previous studies (Cai et al., 2017, 2018) reported that the average organic mass fraction of PM₁ was about 25 % and 16 % lower than those of the 100 and 145 nm particles, respectively, measured by a high-resolution aerosol mass spectrometer (HR-AMS) during the same season in 2014 at the same measurement site. Correspondingly, the average inorganic mass fraction of PM₁ was about 25 % and 16 % higher than those of the 100 and 145 nm particles obtained in their results. Due to insufficient information on the size-resolved chemical composition of ambient aerosols, we hence made an arbitrary assumption by applying the results from Cai et al. (2017). In this section, we considered the mass fraction of organic being 25 % and 16 % higher and corresponding lower inorganic mass fractions (ammonium sulfate mass fraction is decreased) as having smaller sizes (100 and 145 nm) compared to the bulk aerosol. In addition, we assumed a 20 % uncertainty in these suggested values, thus resulting in 25 % ± 3 % and 16 % ± 3 % elevations in organic mass fractions in the 100 nm and 145 nm particles in the current study. This would lead to larger HGF_{org} values of 1.23 ± 0.02 (100 nm particles) and 1.26 ± 0.03 (145 nm particles) when assuming different chemical compositions of size-resolved particles and comparing them to the bulk aerosols (see Fig. 9). In contrast to the results from

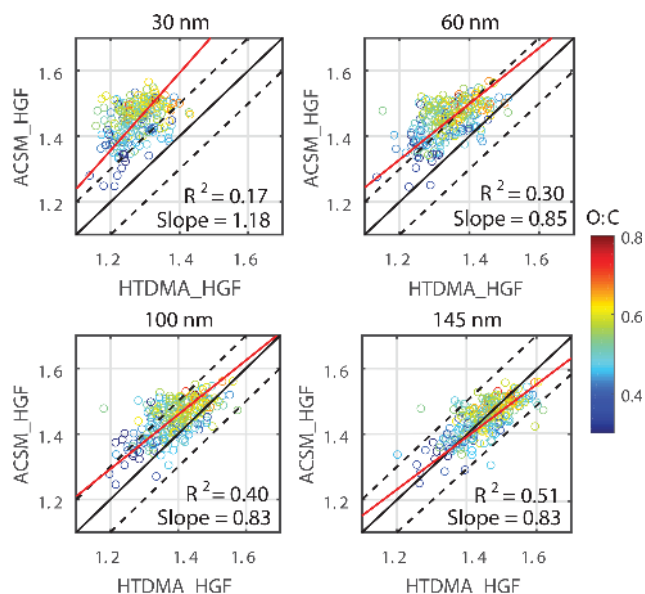


Figure 8. Closure study between the HTDMA-measured HGFs and the ACSM-derived HGFs. The dashed lines indicate the 1 : 1 line, while the red lines are those fitted to the data points. The color bar indicates the O : C ratio of the organic aerosol fraction. The black solid lines indicate the 1 : 1 line and the black dashed lines represent $\pm 10\%$ deviation, while the red lines are those fitted to the data points. The color bar indicates the O : C ratio of the organic aerosol fraction.

bulk chemical composition, the closure for the 100 nm particles considerably improved, as the RMSE value between the HTDMA_HGF and ACSM_HGF decreased from 1.61 to 0.87, with more than 90 % of the data within 10 % closure. The closure for 145 nm particles did not show any significant improvement, with no reduction in the RMSE value. However, the newly determined HGF_{org} is expected to be more accurate than the one reported in the previous section, as assumptions of size-dependent chemical composition were considered, though with some uncertainties. In addition, the newly obtained HGF_{org} was close that (1.18) of Yeung et al. (2014), who studied the hygroscopicity of ambient aerosols in September 2011 at the Hong Kong University of Science and Technology (HKUST) Supersite, less than 120 km away from our measurement site.

Previous studies suggest that a single ensemble HGF_{org} approximation might not be capable of evaluating the hygroscopicity of ambient aerosols from different sources with various characteristics. Hence, the HGF_{org} approximation according to the O : C ratio was tested using the chemical composition of both bulk aerosols and size-resolved particles based on previous assumptions. To facilitate our comparison, the closure analysis was only conducted for the 145 nm particles. The relation between the HGF_{org} and the O : C ratio based on the chemical composition of bulk aerosols was obtained as follows:

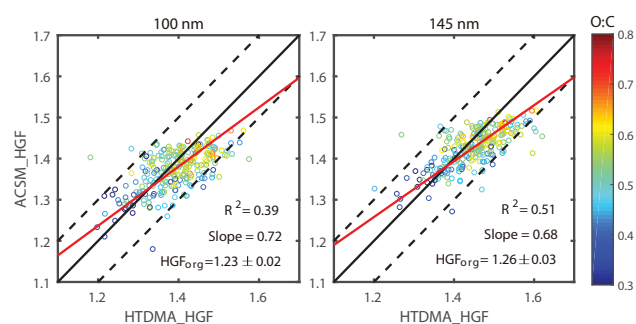


Figure 9. Closure study between the HTDMA-measured HGFs and the ACSM-derived HGFs, assuming that the average inorganic mass fractions of PM₁ were about $25\% \pm 3\%$ and $16\% \pm 3\%$ higher and the average ammonium sulfate mass fractions of PM₁ were about $25\% \pm 3\%$ and $16\% \pm 3\%$ lower than those of 100 and 145 nm particles. The black solid lines indicate the 1 : 1 line and the black dashed lines represent $\pm 10\%$ deviation, while the red lines are those fitted to the data points. The color bar indicates the O : C ratio of the organic aerosol fraction.

$$HGF_{org} = 0.31 \cdot O : C + 0.88. \quad (3)$$

This closure was no better than the one shown in Fig. 8 using a constant HGF_{org} , both being based on the chemical composition of bulk aerosols, and there was little change in the RMSE value (from 0.63 to 0.62). By taking into account the variation of the O : C ratio, HGF_{org} ranged from 0.9 to 1.2 when using Eq. (3), with around 80 % of the data having values larger than 1. This finding implies that the approximation in Eq. (3) may introduce huge errors, as 20 % of the values of HGF_{org} were not physically correct. The closure considering size-dependent chemical composition of aerosols from previous assumptions is shown in Fig. 10, with a new relation between HGF_{org} and the O : C ratio as the following:

$$HGF_{org} = (0.32 \pm 0.01) \cdot O : C + (1.10 \pm 0.04). \quad (4)$$

The closure was somewhat better than in Fig. 8 due to the slightly lower RMSE value (0.58 vs. 0.63). In addition, the HGF_{org} ranged from 1.1 to 1.4 with the varying O : C ratio, and there were no HGF_{org} values smaller than unity, indicating that the new relation in Eq. (4) seems more widely applicable than the one in Eq. (3). In general, when considering the fitted slopes being much less than unity and with consideration to the entire discussion above, we are concerned that other potential uncertainties may remain in the closure analysis between the measurements and predictions. This motivates us to make a comprehensive uncertainty analysis of the hygroscopic-composition closure. It is important to note that the uncertainty analysis below takes into account the aforementioned assumption regarding the size-dependent chemical composition of aerosols.

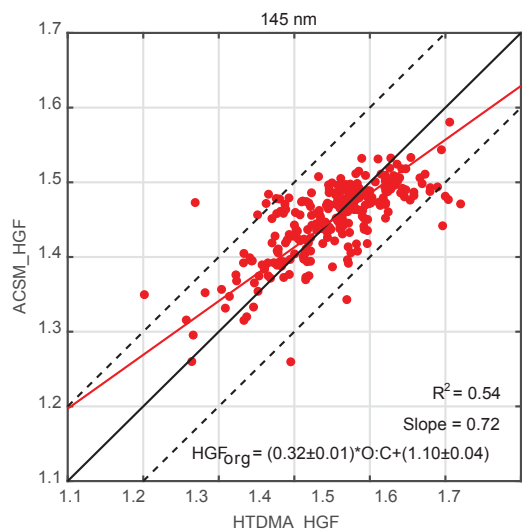


Figure 10. Closure analysis with the best fitting between the measured HGFs and the ACSM-derived ones, using the O : C-dependent HGF_{org} for 145 nm particles. The assumption of size-dependent chemical composition of aerosols was considered to determine the ACSM-derived HGFs. The equation is the achieved approximation for HGF_{org} as a function of the O : C ratio of organic aerosol fraction.

3.4.2 Closure analysis for polluted and clean days

A similar analysis to the hygroscopicity-composition closure similar to that in Sect. 3.4.1 was performed separately for the polluted and clean days. We kept adopting the previous assumption in Sect. 3.4.1 considering the size-dependent chemical composition of aerosols in the current section. The ensemble-mean HGF_{org} values were quite close to each other between the polluted and clean days ($HGF_{org} = 1.30$ and 1.28 , respectively), and each closure is shown in Fig. S3. These values are similar to those previously determined (HGF_{org} of 1.26) for the entire experimental period. A good closure was achieved during the polluted days with a substantially high R^2 value (0.82), whereas during the clean days, the ACSM-derived HGF did not correlate well with the one measured by the HTDMA, indicating that other factors, such as the O : C ratio of organic material, might have affected the achievement of the closure.

We adopted a hygroscopicity dependent on the O : C of organic material in the closure analysis separately for the polluted and clean days. The resulting closure is illustrated in Fig. 11. Compared with the clean days, the hygroscopicity of organic material was found to be less dependent on the O : C ratio during the polluted days. This finding is consistent with the previous discussion in Fig. 7, stating that the oxidation level had a relatively stronger influence on the HGFs during the clean days compared with the polluted days. This indicates that the organic compound, even with similar hygroscopicity, may contain varying chemical species result-

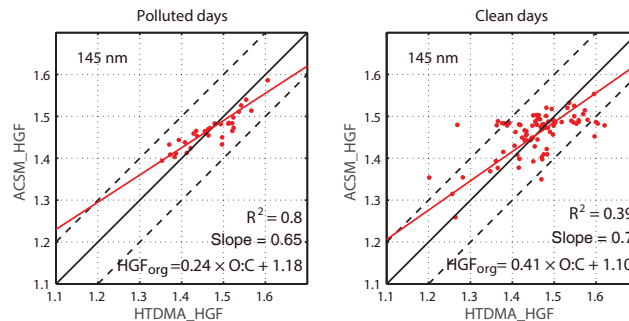


Figure 11. Closure analysis with the best fitting between the measured HGFs and the ACSM-derived ones using the O : C-dependent HGF_{org} for 145 nm particles during the polluted and clean days. The equation is the achieved approximation for HGF_{org} as a function of the O : C of organic aerosol fraction. During the polluted days, HGF_{org} is less sensitive to the changes in the O : C ratio of organic material compared with the ones during the clean days, indicating different organic species during these two distinct periods.

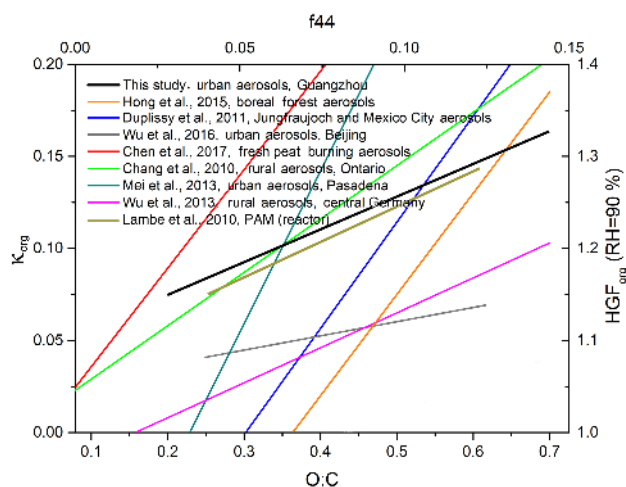


Figure 12. Comparison with earlier studies on the hygroscopicity of organic material with the atomic O : C ratio (or f_{44} from chemical composition data) obtained from different environmental background areas. In this figure, HGF_{org} in this study was converted to K_{org} for comparison.

ing from different sources or atmospheric processes during these two distinct periods. As previously stated in the paper, the aerosol particles appeared to have been from the long-range transport during the polluted days, having a longer aging history. The organic material in these aerosol particles were fully oxygenated with a similar hygroscopicity, even for different O : C ratios. However, during the clean days, the aerosol particles were mainly from local emissions or formed locally without complex aging histories. The changes in HGF_{org} revealed the oxidation state of this locally formed organic material.

3.4.3 Uncertainties of hygroscopicity-composition closure

Swietlicki et al. (2008) discussed the sources of error associated with HTDMA measurements and concluded that the stability and accuracy of DMA2 RH should be controlled well to maintain the nominal RH (for instance 90 %). The accuracy of DMA2 RH in our system was controlled to be $90\% \pm 1\%$. This will result in a variability in the measured HGF of ± 0.04 when compared to the reported HGF. The bias uncertainty (2.3 %) associated with RH accuracy is generally smaller than the estimated uncertainty (10 %) reported in HTDMA measurements (Yeung et al., 2014). For the hygroscopicity-composition closure, this biased HGF will lead to a change of 2.1 % in the HGF_{org} with respect to the previously determined value of 1.26.

Other uncertainties pertain to the densities used for organic materials and black carbon. The density value is estimated to range between 1000 and 1500 kg m^{-3} for organic materials (Kuwata et al., 2012) and 1000 and 2000 kg m^{-3} for black carbon (Sloane et al., 1983; Ouimette and Flagan, 1982; Ma et al., 2011). The calculated uncertainty in the ACSM-derived HGF using the density value at each extreme for organic materials and black carbon is less than 3.2 % and 2.0 %, respectively, both having a relatively small effect on the determination of the constant value of HGF_{org} .

Another source of uncertainty comes from the measurement of aerosol mass concentration performed by the ACSM and aethalometer. Bahreini et al. (2009) did a comprehensive uncertainty analysis on aerosol mass concentration measurements using an aerosol mass spectrometer (AMS) having similar operating principle as the ACSM, of which systematic biases are not available. Their study reported an overall uncertainty of 30 % for AMS measurements and concluded that they might be better for ground-based studies. Jimenez et al. (2018) gave accuracies of 5 %–10 % from other AMS practitioners and claimed that these estimated accuracies might be too small. Hence, we used an overall uncertainty of 20 % for the mass concentration measurements in this study. The uncertainty in the BC measurements given by the manufacturer of the aethalometer is within 5 % (Hansen et al., 2005; Zhang et al., 2017). The effect of the perturbation in aerosol mass concentration of each species on the ACSM-derived HGF as well as the determination of the HGF_{org} are summarized in Table 2. The change in the mass concentration of sulfate exerts the largest effect on the ACSM-derived HGF as well as the corresponding HGF_{org} , which is not surprising, since sulfate contributes the highest fraction in the more-hygroscopic component in aerosols.

In general, uncertainties were relatively low for each individual case discussed above. It is possible that the contribution from multiple factors could reduce the overall uncertainties. The greatest aforesaid uncertainty may still arise from the chemical composition of size-segregated aerosols, since the performance of the closure and the approximations of

the HGF_{org} were most sensitive to changes in the mass concentration of sulfate and organic materials in aerosols. Except for the reasons discussed previously, other factors may also cause potential effects on the hygroscopicity closure. Pajunaja et al. (2015) showed that the phase state of organic aerosols, which varies with ambient conditions, might have an effect on the determination of hygroscopicity of organic fraction in aerosols. Previous studies (Suda et al., 2014) suggested that the interaction between inorganic and organic materials within the particle phase might alter the hygroscopicity of organics in mixtures and speculated that the ZSR mixing rule may not hold for inorganic dominated aerosols (Hong et al., 2015).

Nevertheless, the interpretation of the hygroscopicity-composition closure and different approximations of the HGF_{org} above reveals that in order to estimate accurately the properties of ambient aerosols, we might need to have precise measurements of their chemistry, including the size-dependent chemical composition of the aerosols, as well as a better prediction model for HGF.

3.5 Comparison to other ambient measurements

A number of field studies have examined the relationship between the hygroscopicity of organic compounds and their oxidation level for ambient aerosols from various representative organic aerosol sources (Chang et al., 2010; Chen et al., 2017; Duplissy et al., 2011; Hong et al., 2015a; Mei et al., 2013; Wu et al., 2013, 2016). The empirical relationship obtained from our results and these earlier studies are compared and described below in Fig. 12. It is important to note two aspects before our discussion. First, Eq. (4), which considers a size-dependent chemical composition of aerosols, is used here for comparison, as it has a wider application than Eq. (3). Secondly, the results from other studies shown in Fig. 12 were obtained using the Hygroscopic parameter (κ_{org}) (the left y axis), while in this study we obtained the values of HGF_{org} . Both parameters represent a quantitative measure of the hygroscopicity of organic material. Hence, we converted our obtained HGF_{org} to Hygroscopic parameter κ by the procedure given in Petters and Kreidenweis (2007) and plotted the O : C dependent Hygroscopic parameter κ as a black line in Fig. 12.

All listed studies show that the hygroscopicity of organic matters generally increases with an increasing organic oxidation level, with significant variance in the fitting slopes among all of the empirical relationships. For aerosols from near-remote (Duplissy et al., 2011; Hong et al., 2015) or rural background (Chang et al., 2010) areas under little or no influence from anthropogenic activities, the value of O : C exhibits a stronger impact on the water uptake ability of organic materials. This indicates that the oxidation potential from photooxidation in the atmosphere of these backgrounds is a critical factor in determining the characteristics of organic materials. Similar to aerosols formed from biogenic

precursors, the apparent O : C dependency on the hygroscopicity of organics is obvious for peat burning aerosols (Chen et al., 2017), mostly due to the complexity in the types of biomasses.

In the suburban or urban atmosphere of megacities in China (e.g., Beijing and Guangzhou), the hygroscopicity of organic material was almost constant, as shown in this study and by Wu et al. (2016), being much less sensitive towards the variation in their oxidation level. It is not surprising to observe a similar O : C dependence on the hygroscopicity of organic material in the rural background areas of Germany, as reported by Wu et al. (2013). This might be explained by the fact that their measurement site is located in central Germany, where anthropogenic activities cannot be neglected. Wu et al. (2016) discussed that the addition of either an alcohol or a carboxylic function could both elevate the O : C ratio of the original organic aerosols. However, the corresponding hygroscopicity of these organic products may not be increased to the same extent when compared with the increase in the values of O : C. This could be a possible reason for explaining that the variation of O : C of organic aerosols is not necessarily responsible for the changes in hygroscopicity. In contrast, the κ_{org} of aerosols at an urban site in Pasadena, California, US, exhibited a stronger increase, with an increasing O : C ratio (Mei et al., 2013). They found that the relationship of their study is in line with that obtained from HTDMA measurements of SOA formed from 1,3,5-trimethylbenzene (TMB), a surrogate for anthropogenic precursors (Duplissy et al., 2011). They also deduced that the major components in SOA from TMB photooxidation are mainly monoacids, which are quite water soluble. It is also interesting to observe that the results by Lambe et al. (2011) showed a quite similar parameterization of HGF_{org} and O : C dependence compared with that of the current study. They used a Potential Aerosol Mass (PAM) flow reactor to study the hygroscopicity of organic aerosols from the oxidation of alkanes and terpenoids, suggesting the precursors of our organic aerosols in this study might have similar properties or the same origins as these compounds in their study. The comparisons of the κ_{org} or HGF_{org} as a function of O : C within these aforementioned studies suggest that anthropogenic precursors or the photooxidation mechanisms might differ significantly between the suburban and urban atmosphere in China and those in the urban background of the western US. This may lead to distinguished characteristics of the oxidation products in SOA and therefore to a different relationship between $\kappa_{\text{org}}/\text{HGF}_{\text{org}}$ and O : C.

4 Summary and conclusions

The hygroscopic growth factor distribution obtained in the late summer of 2016 at the Panyu CAWNET station in the PRD region suggests that this suburban aerosol population with a strong anthropogenic influence was almost always ex-

ternally mixed. The diurnal variation of the HGF in the LH and MH mode particles of four sizes suggests that the LH mode particles were probably from local emissions, whereas the MH mode particles had a longer aging history. During the daytime, an external mixing of particles decreased due to the condensation of different gaseous species onto them, which was particularly obvious for Aitken mode particles. The contribution of different species with various water affinities to the particle composition determines the variation of the mean HGF in general. However, the oxidation level of organics appeared to influence the hygroscopicity of the suburban aerosols only slightly.

The stagnant meteorological conditions favored the accumulation of pollutants originating from coastal areas in southeastern China during the polluted days. During these days, the hygroscopicity of the organic aerosol fraction was estimated to vary little despite the variability of its oxidation level. The atmosphere was cleared by the air masses from the north during clean days.

The ACSM-derived HGF correlated better with the HTDMA-measured ones for larger particles (100, 145 nm particles) compared with smaller particles (30, 60 nm particles). From the closure analysis, considering the assumption of a size-dependent chemical composition of aerosols, a new relation between the hygroscopic growth factor of organic compounds and their oxidation level was obtained for the suburban aerosols over the PRD region during the experimental periods; $\text{HGF}_{\text{org}} = (0.32 \pm 0.01) \times \text{O} : \text{C} + (1.10 \pm 0.04)$. Clearly, a moderate hygroscopicity of organic materials, with values of HGF_{org} ranging between 1.1 and 1.3, was observed and exhibited a weak dependence on the O : C ratio for the current study. A comparison of this relation between polluted and clean days indicates that even the organic material with similar hygroscopicity during these two distinct periods may contain varying chemical species resulting from different sources or atmospheric processes.

The PRD region, as one of the densely populated areas in China, represents a geographical location in Asia under the subtropical marine monsoon climate system. However, these issues that are obtained from the results above have been discussed very little earlier, which thereby reflects the general value of our contribution. The comparison with earlier studies regarding the relationship between the HGF_{org} and O : C ratio indicates that there are substantial differences but also some similarities in the properties of organic compounds in aerosols in different environments, especially in urban areas. This motivates us to extend our measuring network in the future to better understand the generality of the relationship between the hygroscopicity and the oxygenation of the organic compounds.

Data availability. All data are available upon request from the first author.

Author contributions. JH, HT and LW designed the experiments, JH and HX carried them out and performed the data analysis. JH prepared the manuscript, with contributions from all co-authors.

Competing interests. The authors declare that they have no conflict of interest.

Acknowledgements. This work was supported by the National Key Project of the Ministry of Science and Technology of the People's Republic of China (2016YFC0201901, 2016YFC0203305, 2017YFC0209505) and the Kone-Fudan Nordic Center through Kone Foundation. This research has also received funding from the National Key Project of MOST (2016YFC0201901), the Natural Science Foundation of China (No. 41705099, 41575113, 4160050448 and 91644213) and the Royal Society Newton Advanced Fellowship (NA140106).

Edited by: Chak K. Chan

Reviewed by: five anonymous referees

References

- Adam, M., Putaud, J. P., Martins dos Santos, S., Dell'Acqua, A., and Gruening, C.: Aerosol hygroscopicity at a regional background site (Ispra) in Northern Italy, *Atmos. Chem. Phys.*, 12, 5703–5717, <https://doi.org/10.5194/acp-12-5703-2012>, 2012.
- Aklilu, Y., Mozurkewich, M., Prenni, A. J., Kreidenweis, S. M., Alfarra, M. R., Allan, J. D., Anlauf, K., Brook, J., Leaitch, W. R., Sharma, S., Boudries, H., and Worsnop, D. R.: Hygroscopicity of particles at two rural, urban influenced sites during Pacific 2001: Comparison with estimates of water uptake from particle composition, *Atmos. Environ.*, 40, 2650–2661, <https://doi.org/10.1016/j.atmosenv.2005.11.063>, 2006.
- Asmi, E., Frey, A., Virkkula, A., Ehn, M., Manninen, H. E., Timonen, H., Tolonen-Kivimäki, O., Aurela, M., Hillamo, R., and Kulmala, M.: Hygroscopicity and chemical composition of Antarctic sub-micrometre aerosol particles and observations of new particle formation, *Atmos. Chem. Phys.*, 10, 4253–4271, <https://doi.org/10.5194/acp-10-4253-2010>, 2010.
- Bahreini, R., Ervens, B., Middlebrook, A. M., Warneke, C., de Gouw, J. A., DeCarlo, P. F., Jimenez, J. L., Brock, C. A., Neuman, J. A., Ryerson, T. B., Stark, H., Atlas, E., Brioude, J., Fried, A., Holloway, J. S., Peischl, J., Richter, D., Walega, J., Weibring, P., Wollny, A. G., and Fehsenfeld, F. C.: Organic aerosol formation in urban and industrial plumes near Houston and Dallas, Texas, *J. Geophys. Res.*, 114, D00F16, <https://doi.org/10.1029/2008JD011493>, 2009.
- Bougiatioti, A., Fountoukis, C., Kalivitis, N., Pandis, S. N., Nenes, A., and Mihalopoulos, N.: Cloud condensation nuclei measurements in the marine boundary layer of the Eastern Mediterranean: CCN closure and droplet growth kinetics, *Atmos. Chem. Phys.*, 9, 7053–7066, <https://doi.org/10.5194/acp-9-7053-2009>, 2009.
- Cabada, J. C., Khlystov, A., Wittig, A. E., Pilinis, C., and Pandis, S. N.: Light scattering by fine particles during the Pittsburgh Air Quality Study: Measurements and modeling, *J. Geophys. Res.*, 109, D16S03, <https://doi.org/10.1029/2003JD004155>, 2004.
- Cai, M., Tan, H., Chan, C. K., Mochida, M., Hatakeyama, S., Kondo, Y., Schurman, M. I., Xu, H., Li, F., Shimada, K., Li, L., Deng, Y., Yai, H., Matsuki, A., Qin, Y., and Zhao, J.: Comparison of Aerosol Hygroscopicity, Volatility, and Chemical Composition between a Suburban Site in the Pearl River Delta Region and a Marine Site in Okinawa, *Aerosol Air Qual. Res.*, 17, 3194–3208, <https://doi.org/10.4209/aaqr.2017.01.0020>, 2017.
- Cai, M., Tan, H., Chan, C. K., Qin, Y., Xu, H., Li, F., Schurman, M. I., Li, L., and Zhao, J.: The size resolved cloud condensation nuclei (CCN) activity and its prediction based on aerosol hygroscopicity and composition in the Pearl Delta River (PRD) Region during wintertime 2014, *Atmos. Chem. Phys. Discuss.*, <https://doi.org/10.5194/acp-2018-339>, in review, 2018.
- Canagaratna, M. R., Jimenez, J. L., Kroll, J. H., Chen, Q., Kessler, S. H., Massoli, P., Hildebrandt Ruiz, L., Fortner, E., Williams, L. R., Wilson, K. R., Surratt, J. D., Donahue, N. M., Jayne, J. T., and Worsnop, D. R.: Elemental ratio measurements of organic compounds using aerosol mass spectrometry: characterization, improved calibration, and implications, *Atmos. Chem. Phys.*, 15, 253–272, <https://doi.org/10.5194/acp-15-253-2015>, 2015.
- Carrico, C. M., Kreidenweis, S. M., Malm, W. C., Day, D. E., Lee, T., Carrillo, J., McMeeking, G. R., and Collett Jr., J. L.: Hygroscopic growth behavior of a carbon-dominated aerosol in Yosemite National Park, *Atmos. Environ.*, 39, 1393–1404, <https://doi.org/10.1016/j.atmosenv.2004.11.029>, 2005.
- Chan, C. K. and Yao, X.: Air pollution in mega cities in China, *Atmos. Environ.*, 42, 1–42, <https://doi.org/10.1016/j.atmosenv.2007.09.003>, 2008.
- Chang, R. Y.-W., Slowik, J. G., Shantz, N. C., Vlasenko, A., Liggio, J., Sjostedt, S. J., Leaitch, W. R., and Abbatt, J. P. D.: The hygroscopicity parameter (?) of ambient organic aerosol at a field site subject to biogenic and anthropogenic influences: relationship to degree of aerosol oxidation, *Atmos. Chem. Phys.*, 10, 5047–5064, <https://doi.org/10.5194/acp-10-5047-2010>, 2010.
- Chen, J., Budisulistiorini, S. H., Itoh, M., Lee, W.-C., Miyakawa, T., Komazaki, Y., Yang, L. D. Q., and Kuwata, M.: Water uptake by fresh Indonesian peat burning particles is limited by water-soluble organic matter, *Atmos. Chem. Phys.*, 17, 11591–11604, <https://doi.org/10.5194/acp-17-11591-2017>, 2017.
- Cheng, Y. F., Wiedensohler, A., Eichler, H., Su, H., Gnauk, T., Brüggemann, E., Herrmann, H., Heintzenberg, J., Slanina, J., and Tuch, T.: Aerosol optical properties and related chemical apportionment at Xinken in Pearl River Delta of China, *Atmos. Environ.*, 42, 6351–6372, <https://doi.org/10.1016/j.atmosenv.2008.02.034>, 2008.
- Cheng, Y. F., Wiedensohler, A., Eichler, H., Heintzenberg, J., Tesche, M., Ansmann, A., Wendisch, M., Su, H., Althausen, D., and Herrmann, H.: Relative humidity dependence of aerosol optical properties and direct radiative forcing in the surface boundary layer at Xinken in Pearl River Delta of China: An observation based numerical study, *Atmos. Environ.*, 42, 6373–6397, <https://doi.org/10.1016/j.atmosenv.2008.04.009>, 2008.
- Cheng, Y. F., Su, H., Rose, D., Gunthe, S. S., Berghof, M., Wehner, B., Achtert, P., Nowak, A., Takegawa, N., Kondo, Y., Shiraiwa, M., Gong, Y. G., Shao, M., Hu, M., Zhu, T., Zhang, Y. H., Carmichael, G. R., Wiedensohler, A., Andreae, M. O., and Pöschl, U.: Size-resolved measurement of the mixing state

- of soot in the megacity Beijing, China: diurnal cycle, aging and parameterization, *Atmos. Chem. Phys.*, 12, 4477–4491, <https://doi.org/10.5194/acp-12-4477-2012>, 2012.
- Cheng, Y., Zheng, G., Wei, C., Mu, Q., Zheng, B., Wang, Z., Gao, M., Zhang, Q., He, K., Carmichael, G., Poschl, U., and Su, H.: Reactive nitrogen chemistry in aerosol water as a source of sulfate during haze events in China, *Sci. Adv.*, 2, e1601530, <https://doi.org/10.1126/sciadv.1601530>, 2016.
- Dockery, D. W., Pope, C. A., Xu, X., Spengler, J. D., Ware, J. H., Fay, M. E., Ferris Jr., B. G., and Speizer, F. E.: An association between air pollution and mortality in six US cities, *N. Engl. J. Med.*, 329, 1753–1759, 1993.
- Duplissy, J., DeCarlo, P. F., Dommen, J., Alfarra, M. R., Metzger, A., Barmapadimos, I., Prevot, A. S. H., Weingartner, E., Tritscher, T., Gysel, M., Aiken, A. C., Jimenez, J. L., Canagaratna, M. R., Worsnop, D. R., Collins, D. R., Tomlinson, J., and Baltensperger, U.: Relating hygroscopicity and composition of organic aerosol particulate matter, *Atmos. Chem. Phys.*, 11, 1155–1165, <https://doi.org/10.5194/acp-11-1155-2011>, 2011.
- Eichler, H., Cheng, Y. F., Birmili, W., Nowak, A., Wiedensohler, A., Brüggemann, E., Gnauk, T., Herrmann, H., Althausen, D., and Ansmann, A.: Hygroscopic properties and extinction of aerosol particles at ambient relative humidity in South-Eastern China, *Atmos. Environ.*, 42, 6321–6334, <https://doi.org/10.1016/j.atmosenv.2008.05.007>, 2008.
- Enroth, J., Mikkilä, J., Németh, Z., Kulmala, M., and Salma, I.: Wintertime hygroscopicity and volatility of ambient urban aerosol particles, *Atmos. Chem. Phys.*, 18, 4533–4548, <https://doi.org/10.5194/acp-18-4533-2018>, 2018.
- Fors, E. O., Swietlicki, E., Svenningsson, B., Kristensson, A., Frank, G. P., and Sporre, M.: Hygroscopic properties of the ambient aerosol in southern Sweden – a two year study, *Atmos. Chem. Phys.*, 11, 8343–8361, <https://doi.org/10.5194/acp-11-8343-2011>, 2011.
- Good, N., Topping, D. O., Allan, J. D., Flynn, M., Fuentes, E., Irwin, M., Williams, P. I., Coe, H., and McFiggans, G.: Consistency between parameterisations of aerosol hygroscopicity and CCN activity during the RHAMBLe discovery cruise, *Atmos. Chem. Phys.*, 10, 3189–3203, <https://doi.org/10.5194/acp-10-3189-2010>, 2010.
- Gunthe, S. S., King, S. M., Rose, D., Chen, Q., Roldin, P., Farmer, D. K., Jimenez, J. L., Artaxo, P., Andreae, M. O., Martin, S. T., and Pöschl, U.: Cloud condensation nuclei in pristine tropical rainforest air of Amazonia: size-resolved measurements and modeling of atmospheric aerosol composition and CCN activity, *Atmos. Chem. Phys.*, 9, 7551–7575, <https://doi.org/10.5194/acp-9-7551-2009>, 2009.
- Gunthe, S. S., Rose, D., Su, H., Garland, R. M., Achtert, P., Nowak, A., Wiedensohler, A., Kuwata, M., Takegawa, N., Kondo, Y., Hu, M., Shao, M., Zhu, T., Andreae, M. O., and Pöschl, U.: Cloud condensation nuclei (CCN) from fresh and aged air pollution in the megacity region of Beijing, *Atmos. Chem. Phys.*, 11, 11023–11039, <https://doi.org/10.5194/acp-11-11023-2011>, 2011.
- Gysel, M., Weingartner, E., Nyeki, S., Paulsen, D., Baltensperger, U., Galambos, I., and Kiss, G.: Hygroscopic properties of water-soluble matter and humic-like organics in atmospheric fine aerosol, *Atmos. Chem. Phys.*, 4, 35–50, <https://doi.org/10.5194/acp-4-35-2004>, 2004.
- Gysel, M., Crosier, J., Topping, D. O., Whitehead, J. D., Bower, K. N., Cubison, M. J., Williams, P. I., Flynn, M. J., McFiggans, G. B., and Coe, H.: Closure study between chemical composition and hygroscopic growth of aerosol particles during TORCH2, *Atmos. Chem. Phys.*, 7, 6131–6144, <https://doi.org/10.5194/acp-7-6131-2007>, 2007.
- Hansen, A. D. A., Rosen, H., and Novakov, T.: Real-time measurement of the absorption coefficient of aerosol particles, *Appl. Opt.*, 21, 3060, <https://doi.org/10.1364/AO.21.003060>, 1982.
- Hong, J., Häkkinen, S. A. K., Paramonov, M., Äijälä, M., Hakala, J., Nieminen, T., Mikkilä, J., Prisle, N. L., Kulmala, M., Riipinen, I., Bilde, M., Kerminen, V.-M., and Petäjä, T.: Hygroscopicity, CCN and volatility properties of submicron atmospheric aerosol in a boreal forest environment during the summer of 2010, *Atmos. Chem. Phys.*, 14, 4733–4748, <https://doi.org/10.5194/acp-14-4733-2014>, 2014.
- Hong, J., Kim, J., Nieminen, T., Duplissy, J., Ehn, M., Äijälä, M., Hao, L. Q., Nie, W., Sarnela, N., Prisle, N. L., Kulmala, M., Virtanen, A., Petäjä, T., and Kerminen, V.-M.: Relating the hygroscopic properties of submicron aerosol to both gas- and particle-phase chemical composition in a boreal forest environment, *Atmos. Chem. Phys.*, 15, 11999–12009, <https://doi.org/10.5194/acp-15-11999-2015>, 2015.
- IPCC: Climate Change 2013: the physical science basis, Working Group I Contribution to the Fifth Assessment Report of the Intergovernmental Panel on Climate Change, Cambridge University Press, Cambridge, UK, New York, NY, USA 2013.
- Jiang, R., Tan, H., Tang, L., Cai, M., Yin, Y., Li, F., Liu, L., Xu, H., Chan, P. W., Deng, X., and Wu, D.: Comparison of aerosol hygroscopicity and mixing state between winter and summer seasons in Pearl River Delta region, China, *Atmos. Res.*, 169, 160–170, <https://doi.org/10.1016/j.atmosres.2015.09.031>, 2016.
- Jimenez, J. L., Campuzano-Jost, P., Day, D. A., Nault, B. A., Schroder, J. C., and Cubison, M. J.: Frequently AMS Questions for AMS Data Users, available at: http://cires.colorado.edu/jimenez-group/wiki/index.php?title=FAQ_for_AMS_Data_Users, last access: 30 September 2018.
- Kortelainen, A., Hao, L., Tiitta, P., Jaatinen, A., Miettinen, P., Kulmala, M., Smith, J. N., Laaksonen, A., Worsnop, D. R., and Virtanen, A.: Sources of particulate organic nitrates in the boreal forest in Finland, *Boreal Environ. Res.*, 22, 13–26, 2017.
- Kuwata, M., Zorn, S. R., and Martin, S. T.: Using Elemental Ratios to Predict the Density of Organic Material Composed of Carbon, Hydrogen, and Oxygen, *Environ. Sci. Technol.*, 46, 787–794, <https://doi.org/10.1021/es202525q>, 2012.
- Lambe, A. T., Onasch, T. B., Massoli, P., Croasdale, D. R., Wright, J. P., Ahern, A. T., Williams, L. R., Worsnop, D. R., Brune, W. H., and Davidovits, P.: Laboratory studies of the chemical composition and cloud condensation nuclei (CCN) activity of secondary organic aerosol (SOA) and oxidized primary organic aerosol (OPOA), *Atmos. Chem. Phys.*, 11, 8913–8928, <https://doi.org/10.5194/acp-11-8913-2011>, 2011.
- Li, J., Han, Z., and Zhang, R.: Influence of aerosol hygroscopic growth parameterization on aerosol optical depth and direct radiative forcing over East Asia, *Atmos. Res.*, 140–141, 14–27, <https://doi.org/10.1016/j.atmosres.2014.01.013>, 2014.
- Liu, P. F., Zhao, C. S., Göbel, T., Hallbauer, E., Nowak, A., Ran, L., Xu, W. Y., Deng, Z. Z., Ma, N., Mildemberger, K., Henning, S., Stratmann, F., and Wiedensohler, A.: Hygroscopic properties

- of aerosol particles at high relative humidity and their diurnal variations in the North China Plain, *Atmos. Chem. Phys.*, 11, 3479–3494, <https://doi.org/10.5194/acp-11-3479-2011>, 2011.
- Liu, X. G., Li, J., Qu, Y., Han, T., Hou, L., Gu, J., Chen, C., Yang, Y., Liu, X., Yang, T., Zhang, Y., Tian, H., and Hu, M.: Formation and evolution mechanism of regional haze: a case study in the megacity Beijing, China, *Atmos. Chem. Phys.*, 13, 4501–4514, <https://doi.org/10.5194/acp-13-4501-2013>, 2013.
- Liu, X., Gu, J., Li, Y., Cheng, Y., Qu, Y., Han, T., Wang, J., Tian, H., Chen, J., and Zhang, Y.: Increase of aerosol scattering by hygroscopic growth: Observation, modeling, and implications on visibility, *Atmos. Res.*, 132–133, 91–101, <https://doi.org/10.1016/j.atmosres.2013.04.007>, 2013.
- Ma, N., Zhao, C. S., Nowak, A., Müller, T., Pfeifer, S., Cheng, Y. F., Deng, Z. Z., Liu, P. F., Xu, W. Y., Ran, L., Yan, P., Göbel, T., Hallbauer, E., Mildner, K., Henning, S., Yu, J., Chen, L. L., Zhou, X. J., Stratmann, F., and Wiedensohler, A.: Aerosol optical properties in the North China Plain during HaChi campaign: an in-situ optical closure study, *Atmos. Chem. Phys.*, 11, 5959–5973, <https://doi.org/10.5194/acp-11-5959-2011>, 2011.
- Malm, W. C., Day, D. E., Kreidenweis, S. M., Collett, J. L., and Lee, T.: Humidity-dependent optical properties of fine particles during the Big Bend Regional Aerosol and Visibility Observational Study, *J. Geophys. Res.-Atmos.*, 108, 4279, <https://doi.org/10.1029/2002JD002998>, 2003.
- Massling, A., Stock, M., and Wiedensohler, A.: Diurnal, weekly, and seasonal variation of hygroscopic properties of submicrometer urban aerosol particles, *Atmos. Environ.*, 39, 3911–3922, <https://doi.org/10.1016/j.atmosenv.2005.03.020>, 2005.
- Massling, A., Stock, M., Wehner, B., Wu, Z. J., Hu, M., Brüggemann, E., Gnauk, T., Herrmann, H., and Wiedensohler, A.: Size segregated water uptake of the urban submicrometer aerosol in Beijing, *Atmos. Environ.*, 43, 1578–1589, <https://doi.org/10.1016/j.atmosenv.2008.06.003>, 2009.
- Massoli, P., Lambe, A. T., Ahern, A. T., Williams, L. R., Ehn, M., Mikkilä, J., Canagaratna, M. R., Brune, W. H., Onasch, T. B., Jayne, J. T., Petäjä, T., Kulmala, M., Laaksonen, A., Kolb, C. E., Davidovits, P., and Worsnop, D. R.: Relationship between aerosol oxidation level and hygroscopic properties of laboratory generated secondary organic aerosol (SOA) particles, *Geophys. Res. Lett.*, 37, L24801, <https://doi.org/10.1029/2010GL045258>, 2010.
- McFiggans, G., Artaxo, P., Baltensperger, U., Coe, H., Facchini, M. C., Feingold, G., Fuzzi, S., Gysel, M., Laaksonen, A., Lohmann, U., Mentel, T. F., Murphy, D. M., O'Dowd, C. D., Snider, J. R., and Weingartner, E.: The effect of physical and chemical aerosol properties on warm cloud droplet activation, *Atmos. Chem. Phys.*, 6, 2593–2649, <https://doi.org/10.5194/acp-6-2593-2006>, 2006.
- McMurry, P. H., Takano, H., and Anderson, G. R.: Study of the Ammonia (Gas)-Sulfuric Acid (Aerosol) Reaction Rate, *Environ. Sci. Technol.*, 17, 347–352, 1983.
- Mei, F., Hayes, P. L., Ortega, A., Taylor, J. W., Allan, J. D., Gilman, J., Kuster, W., de Gouw, J., Jimenez, J. L., and Wang, J.: Droplet activation properties of organic aerosols observed at an urban site during CalNex-LA, *J. Geophys. Res.-Atmos.*, 118, 2903–2917, <https://doi.org/10.1002/jgrd.50285>, 2013.
- Meyer, N. K., Duplissy, J., Gysel, M., Metzger, A., Dommen, J., Weingartner, E., Alfarra, M. R., Prevot, A. S. H., Fletcher, C., Good, N., McFiggans, G., Jonsson, Å. M., Hallquist, M., Baltensperger, U., and Ristovski, Z. D.: Analysis of the hygroscopic and volatile properties of ammonium sulphate seeded and unseeded SOA particles, *Atmos. Chem. Phys.*, 9, 721–732, <https://doi.org/10.5194/acp-9-721-2009>, 2009.
- Morino, Y., Kondo, Y., Takegawa, N., Miyazaki, Y., Kita, K., Komazaki, Y., Fukuda, M., Miyakawa, T., Moteki, N., and Worsnop, D. R.: Partitioning of HNO₃ and particulate nitrate over Tokyo: Effect of vertical mixing, *J. Geophys. Res.*, 111, D15215, <https://doi.org/10.1029/2005JD006887>, 2006.
- Ng, N. L., Herndon, S. C., Trimborn, A., Canagaratna, M. R., Croteau, P. L., Onasch, T. B., Sueper, D., Worsnop, D. R., Zhang, Q., Sun, Y. L., and Jayne, J. T.: An Aerosol Chemical Speciation Monitor (ACSM) for Routine Monitoring of the Composition and Mass Concentrations of Ambient Aerosol, *Aerosol Sci. Technol.*, 45, 780–794, <https://doi.org/10.1080/02786826.2011.560211>, 2011.
- Ouimette, J. R. and Flagan, R. C.: The extinction coefficient of multicomponent aerosols, *Atmos. Environ.*, 16, 2405–2419, 1982.
- Park, K., Kim, J.-S., and Park, S. H.: Measurements of Hygroscopicity and Volatility of Atmospheric Ultrafine Particles during Ultrafine Particle Formation Events at Urban, Industrial, and Coastal Sites, *Environ. Sci. Technol.*, 43, 6710–6716, <https://doi.org/10.1021/es900398q>, 2009.
- Pathak, R. K., Wu, W. S., and Wang, T.: Summertime PM_{2.5} ionic species in four major cities of China: nitrate formation in an ammonia-deficient atmosphere, *Atmos. Chem. Phys.*, 9, 1711–1722, <https://doi.org/10.5194/acp-9-1711-2009>, 2009.
- Reutter, P., Su, H., Trentmann, J., Simmel, M., Rose, D., Gunthe, S. S., Wernli, H., Andreae, M. O., and Pöschl, U.: Aerosol- and updraft-limited regimes of cloud droplet formation: influence of particle number, size and hygroscopicity on the activation of cloud condensation nuclei (CCN), *Atmos. Chem. Phys.*, 9, 7067–7080, <https://doi.org/10.5194/acp-9-7067-2009>, 2009.
- Rosenfeld, D., Sherwood, S., Wood, R., and Donner, L.: Climate effects of aerosol-cloud interactions, *science*, 343, 379–380, <https://doi.org/10.1126/science.1247490>, 2014.
- Schmale, J., Shindell, D., von Schneidemesser, E., Chabay, I., and Lawrence, M. G.: Air pollution: Clean up our skies, *Nature*, 515, 335–337, <https://doi.org/10.1038/515335a>, 2014.
- Seinfeld, J. H. and Pandis, S. N.: *Atmospheric chemistry and physics: from air pollution to climate change*, John Wiley & Sons, Inc., New York, 2016.
- Sjogren, S., Gysel, M., Weingartner, E., Alfarra, M. R., Duplissy, J., Cozic, J., Crosier, J., Coe, H., and Baltensperger, U.: Hygroscopicity of the submicrometer aerosol at the high-alpine site Jungfraujoch, 3580 m a.s.l., Switzerland, *Atmos. Chem. Phys.*, 8, 5715–5729, <https://doi.org/10.5194/acp-8-5715-2008>, 2008.
- Sloane, C. S.: Optical properties of aerosols – Comparison of measurements with model calculations, *Atmos. Environ.*, 17, 409–416, 1983.
- Stokes, R. H. and Robinson, R. A.: Interactions in aqueous nonelectrolyte solutions. I. Solute-solvent equilibria, *J. Phys. Chem.*, 70, 2126–2130, 1966.
- Stolzenburg, M. R.: *An Ultrafine Aerosol Size Distribution Measuring System*, PhD Thesis, Mechanical Engineering Department, University of Minnesota, Minneapolis, 1988.
- Stolzenburg, M. R. and McMurry, P. H.: Equations Governing Single and Tandem DMA Configurations and a New Lognormal Ap-

- proximation to the Transfer Function, *Aerosol Sci. Technol.*, 42, 421–432, <https://doi.org/10.1080/02786820802157823>, 2008.
- Su, H., Rose, D., Cheng, Y. F., Gunthe, S. S., Massling, A., Stock, M., Wiedensohler, A., Andreae, M. O., and Pöschl, U.: Hygroscopicity distribution concept for measurement data analysis and modeling of aerosol particle mixing state with regard to hygroscopic growth and CCN activation, *Atmos. Chem. Phys.*, 10, 7489–7503, <https://doi.org/10.5194/acp-10-7489-2010>, 2010.
- Suda, S. R., Petters, M. D., Yeh, G. K., Strollo, C., Matsunaga, A., Faulhaber, A., Ziemann, P. J., Prenni, A. J., Carrico, C. M., Sullivan, R. C., and Kreidenweis, S. M.: Influence of functional groups on organic aerosol cloud condensation nucleus activity, *Environ. Sci. Technol.*, 48, 10182–10190, <https://doi.org/10.1021/es502147y>, 2014.
- Swietlicki, E., Hansson, H. C., Hämeri, K., Svenningsson, B., Massling, A., McFiggans, G., McMurry, P. H., Petäjä, T., Tunved, P., Gysel, M., Topping, D., Weingartner, E., Baltensperger, U., Rissler, J., Wiedensohler, A., and Kulmala, M.: Hygroscopic properties of submicrometer atmospheric aerosol particles measured with H-TDMA instruments in various environments – a review, *Tellus B*, 60, 432–469, 2008.
- Tie, X., Wu, D., and Brasseur, G.: Lung cancer mortality and exposure to atmospheric aerosol particles in Guangzhou, China, *Atmos. Environ.*, 43, 2375–2377, 2009.
- Tan, H., Liu, L., Fan, S., Li, F., Yin, Y., Cai, M., and Chan, P. W.: Aerosol optical properties and mixing state of black carbon in the Pearl River Delta, China, *Atmos. Environ.*, 131, 196–208, <https://doi.org/10.1016/j.atmosenv.2016.02.003>, 2016.
- Tan, H., Xu, H., Wan, Q., Li, F., Deng, X., Chan, P. W., Xia, D., and Yin, Y.: Design and Application of an Unattended Multifunctional H-TDMA System, *J. Atmos. Ocean. Tech.*, 30, 1136–1148, <https://doi.org/10.1175/JTECH-D-12-00129.1>, 2013.
- Tang, I. N.: Chemical and size effects of hygroscopic aerosols on light scattering coefficients, *J. Geophys. Res.-Atmos.*, 101, 19245–19250, <https://doi.org/10.1029/96JD03003>, 1996.
- Topping, D. O., McFiggans, G. B., and Coe, H.: A curved multi-component aerosol hygroscopicity model framework: Part 1 – Inorganic compounds, *Atmos. Chem. Phys.*, 5, 1205–1222, <https://doi.org/10.5194/acp-5-1205-2005>, 2005.
- Tritscher, T., Jurányi, Z., Martin, M., Chirico, R., Gysel, M., Heringa, M. F., DeCarlo, P. F., Sierau, B., Prévôt, A. S. H., Weingartner, E., and Baltensperger, U.: Changes of hygroscopicity and morphology during ageing of diesel soot, *Environ. Res. Lett.*, 6, 34026, <https://doi.org/10.1088/1748-9326/6/3/034026>, 2011.
- Tritscher, T., Dommen, J., DeCarlo, P. F., Gysel, M., Barmet, P. B., Praplan, A. P., Weingartner, E., Prévôt, A. S. H., Ripinen, I., Donahue, N. M., and Baltensperger, U.: Volatility and hygroscopicity of aging secondary organic aerosol in a smog chamber, *Atmos. Chem. Phys.*, 11, 11477–11496, <https://doi.org/10.5194/acp-11-11477-2011>, 2011.
- Wang, J., Lee, Y.-N., Daum, P. H., Jayne, J., and Alexander, M. L.: Effects of aerosol organics on cloud condensation nucleus (CCN) concentration and first indirect aerosol effect, *Atmos. Chem. Phys.*, 8, 6325–6339, <https://doi.org/10.5194/acp-8-6325-2008>, 2008.
- Wang, J., Zhao, B., Wang, S., Yang, F., Xing, J., Morawska, L., Ding, A., Kulmala, M., Kerminen, V.-M., Kujansuu, J., Wang, Z., Ding, D., Zhang, X., Wang, H., Tian, M., Petäjä, T., Jiang, J., and Hao, J.: Particulate matter pollution over China and the effects of control policies, *Sci. Total Environ.*, 584–585, 426–447, 2017.
- Whitehead, J. D., Irwin, M., Allan, J. D., Good, N., and McFiggans, G.: A meta-analysis of particle water uptake reconciliation studies, *Atmos. Chem. Phys.*, 14, 11833–11841, <https://doi.org/10.5194/acp-14-11833-2014>, 2014.
- Wu, D., Mao, J. T., Deng, X. J., Tie, X. X., Zhang, Y. H., Zeng, L. M., Li, F., Tan, H. B., Bi, X. Y., Huang, X. Y., Chen, J., and Deng, T.: Black carbon aerosols and their radiative properties in the Pearl River Delta region, *Sci. China Ser. D*, 52, 1152–1163, <https://doi.org/10.1007/s11430-009-0115-y>, 2009.
- Wu, Z. J., Poulain, L., Henning, S., Dieckmann, K., Birmili, W., Merkel, M., van Pinxteren, D., Spindler, G., Müller, K., Stratmann, F., Herrmann, H., and Wiedensohler, A.: Relating particle hygroscopicity and CCN activity to chemical composition during the HCCT-2010 field campaign, *Atmos. Chem. Phys.*, 13, 7983–7996, <https://doi.org/10.5194/acp-13-7983-2013>, 2013.
- Wu, Z. J., Zheng, J., Shang, D. J., Du, Z. F., Wu, Y. S., Zeng, L. M., Wiedensohler, A., and Hu, M.: Particle hygroscopicity and its link to chemical composition in the urban atmosphere of Beijing, China, during summertime, *Atmos. Chem. Phys.*, 16, 1123–1138, <https://doi.org/10.5194/acp-16-1123-2016>, 2016.
- Ye, X., Tang, C., Yin, Z., Chen, J., Ma, Z., Kong, L., Yang, X., Gao, W., and Geng, F.: Hygroscopic growth of urban aerosol particles during the 2009 Mirage-Shanghai Campaign, *Atmos. Environ.*, 64, 263–269, <https://doi.org/10.1016/j.atmosenv.2012.09.064>, 2013.
- Yeung, M. C., Lee, B. P., Li, Y. J., and Chan, C. K.: Simultaneous HTDMA and HR-ToF-AMS measurements at the HKUST supersite in Hong Kong in 2011, *J. Geophys. Res.*, 119, 9864–9883, <https://doi.org/10.1002/2013JD021146>, 2014.
- Zdanovskii, B.: Novyi metod rascheta rastvorimostei elektrolitov v mnogokomponentnykh sistema, *Zh. Fiz. Khim.*, 22, 1478–1485, 1486–1495, 1948.
- Zhang, R., Khalizov, A. F., Pagels, J., Zhang, D., Xue, H., and McMurry, P. H.: Variability in morphology, hygroscopicity, and optical properties of soot aerosols during atmospheric processing, *P. Natl. Acad. Sci. USA*, 105, 10291–10296, <https://doi.org/10.1073/pnas.0804860105>, 2008.
- Zhang, Q., Jimenez, J., Canagaratna, M., Ulbrich, I., Ng, N., Worsnop, D., and Sun, Y.: Understanding atmospheric organic aerosols via factor analysis of aerosol mass spectrometry: a review, *Anal. Bioanal. Chem.*, 401, 3045–3067, 2011.
- Zhang, X., Ming, J., Li, Z., Wang, F., and Zhang, G.: The online measured black carbon aerosol and source orientations in the Nam Co region, Tibet, *Environ. Sci. Pollut. Res.*, 24, 25021–25033, <https://doi.org/10.1007/s11356-017-0165-1>, 2017.
- Zheng, G. J., Duan, F. K., Su, H., Ma, Y. L., Cheng, Y., Zheng, B., Zhang, Q., Huang, T., Kimoto, T., Chang, D., Pöschl, U., Cheng, Y. F., and He, K. B.: Exploring the severe winter haze in Beijing: the impact of synoptic weather, regional transport and heterogeneous reactions, *Atmos. Chem. Phys.*, 15, 2969–2983, <https://doi.org/10.5194/acp-15-2969-2015>, 2015.
- Zieger, P., Väisänen, O., Corbin, J. C., Partridge, D. G., Bastelberger, S., Mousavi-Fard, M., Rosati, B., Gysel, M., Krieger, U. K., Leck, C., Nenes, A., Riipinen, I., Virtanen, A., and Salter, M. E.: Revising the hygroscopicity of inorganic sea salt particles, *Nat. Commun.*, 8, 15883, <https://doi.org/10.1038/ncomms15883>, 2017.