

LOW PHONON-ENERGY GLASSES FOR EFFICIENT 1.3 μm OPTICAL FIBRE AMPLIFIERS

D. W. Hewak, R. S. Deol, J. Wang, G. Wylangowski, J. A. Medeiros Neto, B. N. Samson, R. I. Laming, W. S. Brocklesby, D. N. Payne, A. Jha, M. Poulain, S. Otero, S. Surinach and M. D. Baro

Indexing terms: Optical fibres, Amplifiers, Glass, Lasers

The results of an experimental and theoretical study to compare the attributes of Pr³⁺-doped sulphide, chloride, mixed halide, fluoride and chlorotellurite glasses for 1.3 μm fibre amplifiers are presented. Quantum efficiencies based on measured and calculated radiative and nonradiative rates are presented for each glass together with its 1.3 μm fluorescence spectrum and an estimate of its loss.

Introduction: Currently there is immense interest in the development of glasses which offer lower maximum phonon energies and hence higher efficiencies than conventional fluorozirconate glasses for use in the commercially-important 1.3 μm optical fibre amplifier. The low quantum efficiency of the Pr³⁺-doped ZBLAN fibre amplifier, typically 3–4%, is a result of nonradiative, multiphonon decay from the ¹G₄ level to the underlying ³F₄ level, which competes with the radiative emission at 1.3 μm [1]. The best reported [2] gain coefficient for a Pr³⁺-doped ZBLAN fibre amplifier is 0.21 dB/mW, which should be compared with the 11 dB/mW achieved for a 1.54 μm erbium-doped fibre [3].

To achieve an efficient 1.3 μm fibre amplifier we need to employ a lower phonon energy glass host in order to reduce the multiphonon relaxation rate between the ¹G₄ and lower-lying levels [4]. Chalcogenides and mixed halides of cadmium have been identified as providing significantly greater quantum efficiencies than ZBLAN [5–8]. The purpose of this Letter is to provide a critical analysis of these and other low phonon energy glasses as amplifier host materials.

Procedure: As part of a long-standing programme, we have melted some 70 candidate low phonon-energy glasses, namely: sulphide, chloride, mixed halide, fluoride and chlorotellurite. The best glasses from among the candidate glasses were analysed spectroscopically for their potential as 1.3 μm amplifier hosts.

Fluorescence spectra and lifetimes were obtained by pumping with a Ti:sapphire laser tuned to the peak of the ¹G₄ ground-state absorption and analysing the emission. Raman spectroscopy on the undoped samples revealed the maximum phonon energy, from which the multiphonon decay rate could be calculated. Absorption data, combined with a calculation of Rayleigh scattering levels, provided an estimate of fibre intrinsic loss. Radiative decay rates were calculated from the absorption spectra of Pr³⁺-doped glasses using a Judd–Ofelt analysis.

Results: Analysis and comparison of Pr³⁺-doped candidate

glasses for their potential application as 1.3 μm amplifier hosts were based on three criteria: quantum efficiency for the ¹G₄–³H₅ transition in Pr³⁺, fluorescence in the 1.3 μm telecommunications window and the potential for low intrinsic fibre loss at the pump and signal wavelengths of ~1.01 and ~1.3 μm, respectively.

Quantum efficiency: Comparison of the quantum efficiencies of the Pr³⁺-doped glasses requires the radiative and non-radiative rates from the ¹G₄ level in each host. Fig. 1 plots the calculated multiphonon lifetime for this level in each material.

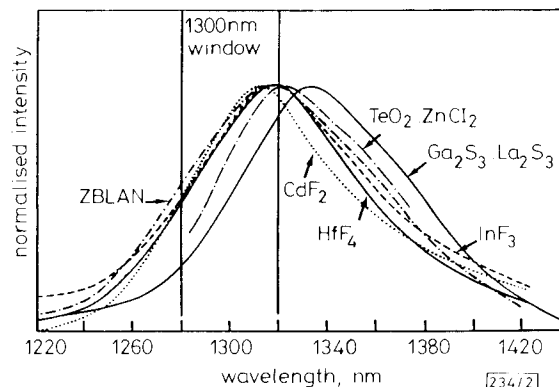


Fig. 1 Calculated multiphonon lifetimes as function of maximum phonon energy for each glass host

The dashed line indicates the trend of increasing lifetime and is not a theoretical result

This targets Ga₂S₃:La₂S₃ and cadmium-based halides as hosts for which nonradiative decay will be minimised, these glasses having decay rates 70 and 30 times lower than ZrF₄-based glasses.

Calculated radiative rates are summarised in Table 1, along with the measured total lifetimes of the ¹G₄ level. For the fluoride and tellurite glasses, the measured lifetime is dominated by multiphonon decay, whereas with the heavier halide glasses, radiative lifetimes begin to contribute to the total lifetime. For Ga₂S₃:La₂S₃, the radiative lifetime is further reduced and completely dominates the total lifetime. Unfortunately, the measured lifetimes for the CdCl₂:CdF₂, CdCl₂ and Ga₂S₃:La₂S₃ glasses are all considerably lower than those predicted, an effect also observed by others [5, 6]. We attribute the discrepancy to the presence of OH⁻ and other impurities which act to quench the measured ¹G₄ lifetime. The quantum efficiencies are given by the ratio of radiative rate to total decay rate of the ¹G₄ level and confirm the trends in Fig. 1.

1.3 μm fluorescence structure: Fig. 2 shows the fluorescence emission spectra for the range of glasses investigated. A drawback of the Ga₂S₃:La₂S₃ glasses is that the peak of the emission and hence the expected gain is shifted away from the second low-loss window in silica fibres to the longer wavelength of 1334 nm. In comparison, ZBLAN and the other halide glasses, along with TeO₂-ZnCl₂ have an emission

Table 1 RADIATIVE AND NONRADIATIVE LIFETIMES FOR ¹G₄ LEVEL OF Pr³⁺

| Glass | Radiative lifetime* | Nonradiative lifetime | Total lifetime** | Measured lifetime | Theoretical QE* | Measured QE* |
|--|---------------------|-----------------------|------------------|-------------------|-----------------|--------------|
| | μs | μs | μs | μs | % | % |
| Ga ₂ S ₃ :La ₂ S ₃ | 700 | 8440 | 650 | 180 | 93 | 26 |
| CdCl ₂ | 2460† | 3950 | 1520 | 80 | 62 | 3 |
| CdCl ₂ :CdF ₂ | 2460† | 1020 | 721 | 105 | 29 | 4 |
| CdF ₂ | 3210† | 1020 | 774 | 184 | 24 | 6 |
| InF ₃ | 4730 | 270 | 255 | 214 | 5 | 5 |
| HfF ₄ | 3210† | 110 | 106 | 135 | 3 | 4 |
| ZrF ₄ | 3200 | 120 | 116 | 120 | 4 | 4 |
| TeO ₂ -ZnCl ₂ | 1800 | 8 | 8 | — | 0.4 | — |

* ± 20% uncertainty in radiative lifetimes and quantum efficiencies

† Approximated using local-field correction

** Total lifetime = τ_Rτ_{NR}/(τ_R + τ_{NR})

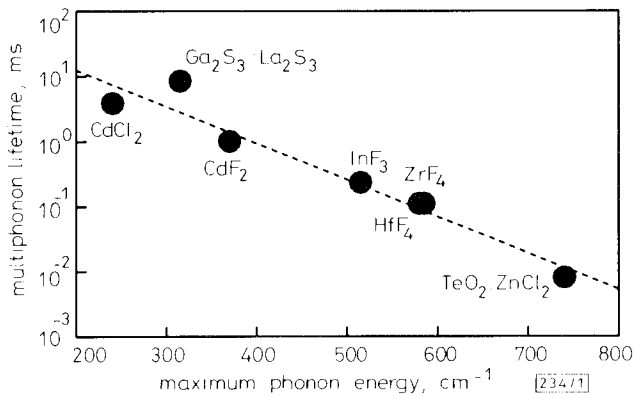
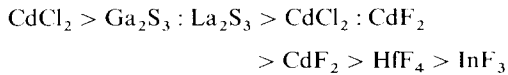


Fig. 2 Measured fluorescence spectra in second telecommunications window for Pr^{3+} -doped glasses

centred at 1320 nm. All spectra have a comparable bandwidth of ~ 90 nm. The shift in the peak position of the fluorescence in $\text{Ga}_2\text{S}_3:\text{La}_2\text{S}_3$ glasses compared with halide glasses arises because the former exhibit the nephelauxetic effect, i.e. are covalent in character, which results in a lowering of the energy levels of the rare earth ions.

Fibre intrinsic losses: All glasses showed transmission in the visible, with the $\text{Ga}_2\text{S}_3:\text{La}_2\text{S}_3$ glasses having the longest wavelength cutoff of ~ 530 nm. Although relatively long in wavelength, this visible transmission is exceptional among the chalcogenide family of glasses. Based on the position of the UV edge and taking into account Rayleigh scattering, all glasses had intrinsic losses in the second telecommunications window of less than 0.1 dB/m. In practice, measured losses were considerably larger than the intrinsic losses predicted and followed the trend



Losses in CdCl_2 based glasses are due mainly to OH^- absorption. These samples quickly turned opaque after only a few minutes in air. High wavelength-independent scattering measured in our $\text{Ga}_2\text{S}_3:\text{La}_2\text{S}_3$ glasses may result from internal disorder and defects, a consequence of incomplete glass annealing. These glasses however showed no devitrification or OH^- absorption after storage for over one year in the atmosphere of our laboratory.

Conclusions: The $\text{Ga}_2\text{S}_3:\text{La}_2\text{S}_3$, CdCl_2 and $\text{CdCl}_2:\text{CdF}_2$ glass systems offer quantum efficiencies above 25%, a value which is considered to be the minimum for a viable 1.3 μm optical amplifier. The $\text{Ga}_2\text{S}_3:\text{La}_2\text{S}_3$ glass has the peak wavelength of the 1.3 μm emission shifted away from the second telecommunications window. However, $\text{Ga}_2\text{S}_3:\text{La}_2\text{S}_3$ glass is thermally and environmentally more stable than the chloride-

based glasses, which have relatively poor resistance to moisture, with CdCl_2 glasses being the most susceptible to OH^- attack. All glasses show intrinsic losses in the 1 μm region less than 0.1 dB/m and have the potential to form the low-loss optical fibres required for a practical 1.3 μm amplifier.

Acknowledgments: This work was supported by a UK SERC/DTI LINK programme (GOAL) and an EC RACE project (FLUOR/II). S. Jordery of Brunel University is acknowledged for fabrication of some halide glasses. Chalcogenide starting materials were supplied by Merck Ltd., Poole, Dorset, UK.

3rd December 1992

D. W. Hewak, R. S. Deol, J. Wang, G. Wylangowski, J. A. Medeiros Neto, B. N. Samson, R. I. Laming, W. S. Brocklesby and D. N. Payne (Optoelectronics Research Centre, University of Southampton, Southampton SO9 5NH, United Kingdom)

A. Jha (Department of Materials Technology, Brunel University, Uxbridge, Middlesex UB8 3DH, United Kingdom)

M. Poulain (Centre d'Etudes des Materiaux Avances, Laboratoire des Materiaux Photoniques, Universite de Rennes, Campus de Beaulieu, 35042 Rennes Cedex, France)

S. Otero, S. Surinach and M. D. Baro (Departament de Fisica, Universitat Autònoma de Barcelona, Edifici C, 08193 Bellaterra, Spain)

References

- OHISHI, Y., KANAMORI, T., KITAGAWA, T., TAKAHASHI, S., SNITZER, E., and SIGEL, G. H.: ' Pr^{3+} -doped fluoride fibre amplifier operating at 1.31 μm ', *Opt. Lett.*, 1991, **16**, pp. 1747-1749
- MIYAJIMA, Y., SUGAWA, T., and FUKASAKU, Y.: '38.2 dB amplification at 1.31 μm and possibility of 0.98 μm pumping in Pr^{3+} -doped fluoride fibre', *Electron. Lett.*, 1991, **27**, pp. 1706-1707
- SHIMIZU, M., YAMADA, M., MONGUCHI, M., TAKESHITA, T., and OKAYASU, M.: 'Erbium-doped fibre amplifiers with an extremely high gain coefficient of 11.0 dB/mW', *Electron. Lett.*, 1990, **26**, pp. 1641-1643
- LAYNE, C. B., LOWDERMILK, W. H., and WEBER, M. J.: 'Multiphonon relaxation of rare-earth ions in oxide glasses', *Phys. Rev. B*, 1977, **16**, pp. 10-20
- BECKER, P. C., BROER, M. M., LAMBRECHT, V. G., BRUCE, A. J., and NYKOLAK, G.: ' $\text{Pr}^{3+}:\text{La}-\text{Ga}-\text{S}$ glass: A promising material for 1.3 μm fibre amplification'. OAA '92 (Santa Fe), Postdeadline paper PD5, pp. 20-23
- NEWHOUSE, M. A., BARTHOLOMEW, R. F., AITKEN, B. G., SADD, A. L., and BORRELLI, N. F.: '309 μs Pr^{3+} excited state lifetime observed in a mixed halide glass'. OAA '92 (Santa Fe), Postdeadline paper PD 16, pp. 70-73
- DEOL, R. S., HEWAK, D. W., JORDERY, S., JHA, A., POULAIN, M., BARO, M. D., and PAYNE, D. N.: 'Improved fluoride glasses for 1.3 μm optical amplifiers'. Proc. 8th Int. Symp. on Halide Glass, Perros-Guirec, France, 1992, pp. 443-447
- OHISHI, Y., KANAMORI, T., NISHI, T., NISHIDA, Y., and TAKAHASHI, S.: 'Quantum efficiency at 1.3 μm of Pr^{3+} in infrared glasses'. Proc. 16th Int. Congress on Glass, Madrid, 1992, **2**, pp. 73-78