

Andrews University

Digital Commons @ Andrews University

Faculty Publications

12-1-2009

Measurement of J/ψ Helicity Distributions in Inelastic Photoproduction at HERA

S. Chekanov

Argonne National Laboratory

M. Derrick

Argonne National Laboratory

S. Magill

Argonne National Laboratory

B. Musgrave

Argonne National Laboratory

D. Nicholass

Argonne National Laboratory

See next page for additional authors

Follow this and additional works at: <https://digitalcommons.andrews.edu/pubs>



Part of the [Physics Commons](#)

Recommended Citation

Chekanov, S.; Derrick, M.; Magill, S.; Musgrave, B.; Nicholass, D.; Repond, J.; Yoshida, R.; Mattingly, Margarita C. K.; Antonioli, P.; Bari, G.; Bellagamba, L.; Boscherini, D.; Bruni, A.; Bruni, G.; Cindolo, F.; Corradi, M.; Iacobucci, G.; Margotti, A.; Nania, R.; Polini, A.; Antonelli, S.; Basile, M.; Bindi, M.; Cifarelli, L.; Contin, A.; De Pasquale, S.; Sartorelli, G.; Zichichi, A.; Bartsch, D.; Brock, I.; and Hartmann, H., "Measurement of J/ψ Helicity Distributions in Inelastic Photoproduction at HERA" (2009). *Faculty Publications*. 1857.
<https://digitalcommons.andrews.edu/pubs/1857>

This Article is brought to you for free and open access by Digital Commons @ Andrews University. It has been accepted for inclusion in Faculty Publications by an authorized administrator of Digital Commons @ Andrews University. For more information, please contact repository@andrews.edu.

Authors

S. Chekanov, M. Derrick, S. Magill, B. Musgrave, D. Nicholass, J. Repond, R. Yoshida, Margarita C. K. Mattingly, P. Antonioli, G. Bari, L. Bellagamba, D. Boscherini, A. Bruni, G. Bruni, F. Cindolo, M. Corradi, G. Iacobucci, A. Margotti, R. Nania, A. Polini, S. Antonelli, M. Basile, M. Bindi, L. Cifarelli, A. Contin, S. De Pasquale, G. Sartorelli, A. Zichichi, D. Bartsch, I. Brock, and H. Hartmann

Measurement of J/ψ helicity distributions in inelastic photoproduction at HERA

To cite this article: ZEUS collaboration JHEP12(2009)007

View the [article online](#) for updates and enhancements.

Related content

- [A Study on the Search for \$1^+\$ Exotic Hybrid in \$J/\psi\$ Decay Process](#)
Shen Qixing, Chao Ming and Yu Hong
- [Exclusive \$J/\psi\$ and \$\(2S\)\$ production in \$pp\$ collisions at \$\sqrt{s} = 7\$ TeV](#)
R Aaij, C Abellan Beteta, A Adametz et al.
- [The Monte Carlo Generator for \$J\$ Decays with Angular Distribution](#)
Ping Rong-Gang and Du Shu-Xian

Recent citations

- [The hadronic final state at HERA](#)
Paul R. Newman and Matthew Wing
- [Automatic calculation in quarkonium physics](#)
Bin Gong *et al*
- [Probing Nonrelativistic QCD Factorization in Polarized \$J/\psi\$ Photoproduction at Next-to-Leading Order](#)
Mathias Butenschoen and Bernd Kniehl

Measurement of J/ψ helicity distributions in inelastic photoproduction at HERA

ZEUS collaboration

ABSTRACT: The J/ψ decay angular distributions have been measured in inelastic photoproduction in ep collisions with the ZEUS detector at HERA, using an integrated luminosity of 468 pb^{-1} . The range in photon-proton centre-of-mass energy, W , was $50 < W < 180 \text{ GeV}$. The J/ψ mesons were identified through their decay into muon pairs. The polar and azimuthal angles of the μ^+ were measured in the J/ψ rest frame and compared to theoretical predictions at leading and next-to-leading order in QCD.

KEYWORDS: Lepton-Nucleon Scattering

ARXIV EPRINT: [0906.1424](https://arxiv.org/abs/0906.1424)

Contents

1	Introduction	1
2	Experimental set-up	2
3	Event selection	2
4	Kinematic variables and signal extraction	3
5	Monte Carlo and background evaluation	5
6	Reconstruction of the helicity parameters	6
7	Systematic uncertainties	7
8	Results	9
9	Conclusions	12

1 Introduction

In the HERA photoproduction regime, where the virtuality of the exchanged photon is small, the production of inelastic J/ψ mesons is dominated by boson-gluon fusion: a photon emitted from the incoming lepton interacts with a gluon coming from the proton to produce a $c\bar{c}$ pair which subsequently forms a J/ψ meson. Production of J/ψ through boson-gluon fusion can be calculated using perturbative Quantum Chromodynamics (pQCD) in the colour-singlet (CS) [1], in the non-relativistic QCD (NRQCD) [2, 3] and in the k_T -factorisation frameworks [4, 5].

In the CS approach, only the colourless $c\bar{c}$ pair produced in the hard subprocess can lead to a physical J/ψ state. In the NRQCD approach, a $c\bar{c}$ pair emerging from the hard process in a colour-octet (CO) state can also evolve into a J/ψ state with a probability proportional to universal long-distance matrix elements (LDME) that are obtained from experiment. In the k_T -factorisation approach, the effects of non-zero incoming parton transverse momentum are taken into account. Cross sections are then calculated in the CS approach as a convolution of unintegrated (transverse-momentum dependent) parton densities and leading-order (LO) off-shell matrix elements.

At HERA, measurements of inelastic J/ψ differential cross sections [6, 7] are reproduced by a next-to-leading-order (NLO) QCD calculation [8, 9] performed in the CS framework. The measurements are also reasonably well described by LO CS plus CO calculations [10–12], with LDME as determined in a LO analysis of hadroproduction and B -decay data [13–16].

The polar and azimuthal distributions of the J/ψ decay leptons in the J/ψ rest frame may be used to distinguish between CS and CO models. These helicity distributions are expected to be different as a function of the J/ψ transverse momentum, p_T , and inelasticity, the fraction of the incident photon energy carried by the J/ψ in the proton rest frame, z [17].

Helicity-distribution measurements have already been performed by the ZEUS [6] and H1 [7] collaborations. In the final study presented here, J/ψ mesons were identified using the decay mode $J/\psi \rightarrow \mu^+\mu^-$ and were measured in the range $50 < W < 180$ GeV, where W is the photon-proton centre-of-mass energy. The data sample under study includes the data used in the previously published ZEUS analysis [6] and corresponds to an increase in statistics of a factor of 12.

2 Experimental set-up

The analysis presented here is based on data collected by the ZEUS detector at HERA in the period 1996–2007. In 1998–2007 (1996–1997), HERA provided electron¹ beams of energy $E_e = 27.5$ GeV and proton beams of energy $E_p = 920$ (820) GeV, resulting in a centre-of-mass energy of $\sqrt{s} = 318$ (300) GeV, corresponding to an integrated luminosity of 430 ± 11 (38 ± 0.6) pb⁻¹.

A detailed description of the ZEUS detector can be found elsewhere [18, 19]. A brief outline of the components that are most relevant for this analysis is given below. Charged particles were tracked in the central tracking detector (CTD) [20–22], which operated in a magnetic field of 1.43 T provided by a thin superconducting coil. Before the 2003–2007 running period, the ZEUS tracking system was upgraded with a silicon microvertex detector (MVD) [23]. The high-resolution uranium-scintillator calorimeter (CAL) [24–27] consisted of three parts: the forward (FCAL), the barrel (BCAL) and the rear (RCAL) calorimeters.²

Muons were identified by tracks in the barrel and rear muon chambers (BMUON and RMUON) [28]. The muon chambers were placed inside and outside the magnetised iron yoke surrounding the CAL. The barrel and rear inner muon chambers (BMUI and RMUI) covered the polar-angle regions $34^\circ < \theta < 135^\circ$ and $135^\circ < \theta < 171^\circ$, respectively. The luminosity was measured using the Bethe-Heitler reaction $ep \rightarrow e\gamma p$ with the luminosity detector which consisted of a lead-scintillator calorimeter [29–31] and, after 2002, an additional magnetic spectrometer [32] system.

3 Event selection

Inelastic events are often selected using the inelasticity, z . In this analysis, however, the events were selected using the transverse momentum, p_T , of the J/ψ and additional ac-

¹Here and in the following, the term “electron” denotes generically both the electron (e^-) and the positron (e^+).

²The ZEUS coordinate system is a right-handed Cartesian system, with the Z axis pointing in the proton beam direction, referred to as the “forward direction”, and the X axis pointing towards the centre of HERA. The coordinate origin is at the nominal interaction point. The polar angle, θ , is measured with respect to the proton beam direction. The pseudorapidity is defined as $\eta = -\ln(\tan \frac{\theta}{2})$.

tivity in the detector. This kind of selection permits direct comparisons with the different theoretical predictions [17].

The online and offline selections as well as the reconstruction of the kinematic variables closely follow a previous analysis [6].

Online, the BMUI and RMUI chambers were used to tag muons by matching segments in the muon chambers with tracks in the CTD/MVD, as well as with energy deposits in the CAL consistent with the passage of a minimum-ionising particle (m.i.p.).

Offline, an event was accepted if it had two tracks forming a J/ψ candidate. One track had to be identified in the inner muon chambers and matched to a m.i.p. cluster in the CAL. It was required to have a momentum greater than 1.8 GeV if it was in the rear region, or a transverse momentum greater than 1.4 GeV if in the barrel region. The other track had to be matched to a m.i.p. cluster in the CAL and was required to have a transverse momentum greater than 0.9 GeV. Both tracks were restricted to the pseudorapidity region $|\eta| < 1.75$. To reject cosmic rays, events in which the angle between the two muon tracks was larger than 174° were removed.

The p_T of the J/ψ candidate was required to be larger than 1 GeV. In addition, events were required to have an energy deposit larger than 1 GeV in a cone of 35° around the forward direction (excluding possible calorimeter deposits due to the decay muons). According to Monte Carlo (MC) simulations, these requirements completely reject exclusively produced J/ψ mesons ($ep \rightarrow epJ/\psi$) as well as proton-diffractive events ($ep \rightarrow eYJ/\psi$) in which the mass of the proton dissociative state, M_Y , is below 4.4 GeV. To further reduce diffractive background, events were also required to have at least one additional track with a transverse momentum larger than 0.125 GeV and pseudorapidity $|\eta| < 1.75$.

4 Kinematic variables and signal extraction

The photon-proton centre-of-mass energy, W , is:

$$W^2 = (P + q)^2, \tag{4.1}$$

where P and q are the four-momenta of the incoming proton and exchanged photon, respectively. It was calculated using:

$$W^2 = 2E_p(E - p_Z) \tag{4.2}$$

where $(E - p_Z)$ is summed over all final-state energy-flow objects [33, 34] (EFOs) which combine the information from calorimetry and tracking.

The inelasticity $z = \frac{P \cdot p_{J/\psi}}{P \cdot q}$ was determined as:

$$z = \frac{(E - p_Z)_{J/\psi}}{(E - p_Z)}, \tag{4.3}$$

where $p_{J/\psi}$ is the four-momentum of the J/ψ and $(E - p_Z)_{J/\psi}$ was calculated using the tracks forming the J/ψ .

The kinematic region considered was $50 < W < 180$ GeV where the acceptance was always above 10%. A requirement of $E - p_Z < 20$ GeV restricted the virtuality of the

ZEUS

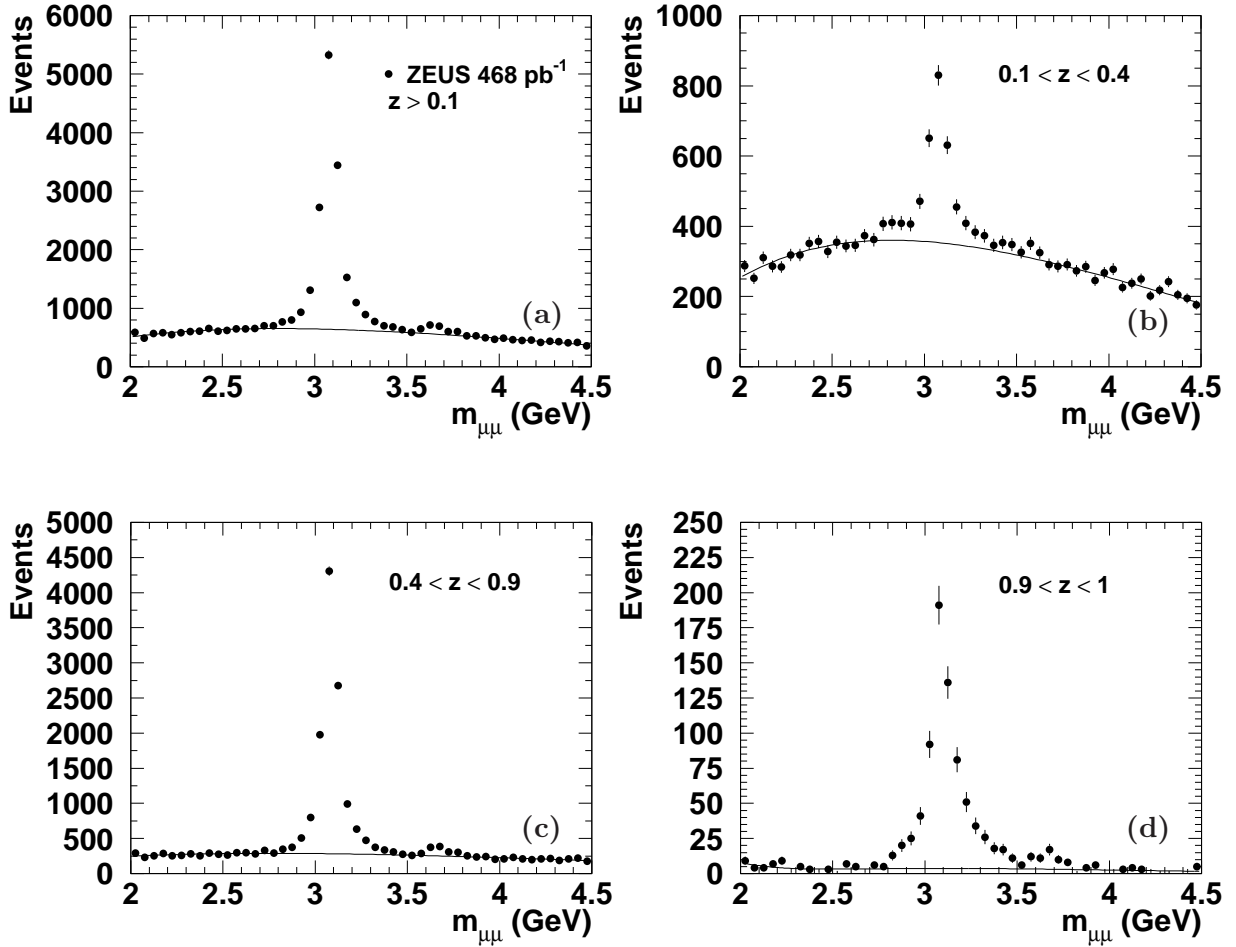


Figure 1. The dimuon invariant mass, $m_{\mu\mu}$, spectrum measured in the phase-space region $50 < W < 180$ GeV and $p_T > 1$ GeV for (a) $z > 0.1$, (b) $0.1 < z < 0.4$, (c) $0.4 < z < 0.9$ and (d) $0.9 < z < 1$. The continuous line represents the fitted background.

exchanged photon $Q^2 = -q^2 \lesssim 1$ GeV², with a median of $\approx 10^{-4}$ GeV². The elimination of deep inelastic scattering events was independently confirmed by searching for scattered electrons in the CAL [35]; none was found.

The invariant-mass spectra of the muon pairs measured for $p_T > 1$ GeV in four z ranges are shown in figure 1. The J/ψ peak is clearly seen in all z ranges. The higher z ranges (figure 1c) and d)) also show a ψ' peak. The background was estimated by fitting the product of a second-order polynomial and an exponential to the region outside the invariant-mass window, 2.85–3.3 GeV. The number of J/ψ events was obtained by subtracting the number of background events estimated from the fit procedure from the

p_T range (GeV)	Events	Diff. bkg. (%)	B bkg. (%)	ψ' (%)
1.0 – 1.4	3202.5±63.9	6.2±0.9	0.9 ^{+0.9} _{-0.3}	18.4±5.6
1.4 – 1.9	2880.6±60.2	7.8±1.0	1.3 ^{+1.3} _{-0.4}	18.4±5.6
1.9 – 2.4	1738.6±47.9	8.5±1.3	1.7 ^{+1.7} _{-0.5}	18.4±5.6
2.4 – 3.4	1909.2±48.9	6.1±1.1	2.5 ^{+2.5} _{-0.8}	18.4±5.6
3.4 – 4.2	624.3±27.3	2.6±1.9	3.7 ^{+3.7} _{-1.1}	18.4±5.6
4.2 – 10.	542.3±25.0	–	5.4 ^{+5.4} _{-1.6}	18.4±5.6
z range	Events	Diff. bkg. (%)	B bkg. (%)	ψ' (%)
0.10 – 0.40	1476.8±76.1	–	8.4 ^{+8.4} _{-2.5}	18.4±5.6
0.40 – 0.55	2157.8±63.4	–	2.5 ^{+2.5} _{-0.8}	18.4±5.6
0.55 – 0.70	3601.9±66.0	–	0.4 ^{+0.4} _{-0.1}	18.4±5.6
0.70 – 0.80	2533.7±52.5	–	0.1 ^{+0.1} _{-0.03}	18.4±5.6
0.80 – 0.90	1963.5±45.8	15.5±2.5	–	18.4±5.6
0.90 – 1.0	638.4±25.9	66.1±4.1	–	6.2±1.9

Table 1. Number of J/ψ events and fraction of the background events coming from diffractive processes, from B -decays and from ψ' decays, for $50 < W < 180$ GeV, as function of p_T for $0.4 < z < 1$, and then as function of z for $p_T > 1$ GeV.

total number of events inside the invariant-mass window; 12310 ± 140 J/ψ events were found. As the signal to background ratio is usually large (greater than 4), the extracted number of J/ψ events has little sensitivity to the analytical form of the function used for the background fit. Only in the region $0.1 < z < 0.4$ the signal to background ratio is rather poor (0.52).

5 Monte Carlo and background evaluation

The inelastic production of J/ψ mesons was simulated using the HERWIG 5.8 [36] MC generator, which generates events according to the LO diagrams of the boson-gluon-fusion process, $\gamma g \rightarrow J/\psi g$, as calculated in the framework of the CS model. This process is called a direct photon process, because the incoming photon couples to the c quark directly. The HERWIG MC sample was reweighted in p_T , z and W in order to give the best description of the data.

There are other sources of J/ψ mesons which were classified as background in the present analysis and were estimated either from MC models or previous measurements. Although the relative rate of each process is given below, the helicity distributions of these J/ψ sources are poorly known, so the contributions were not subtracted. In tables 1 and 2 the number of the J/ψ candidates and the fraction of background events are given for each z and p_T interval of this analysis.

Diffractive production of J/ψ mesons with proton dissociation was simulated with the EPSOFT [37] MC generator, which was tuned to describe such processes at HERA [38]. This background is suppressed by the requirement on the tracks and by the cut on the minimum p_T of the J/ψ . The overall contribution of this background is about 6%; it is

p_T range (GeV)	z range	Events	Diff. bkg. (%)	B bkg. (%)	ψ' (%)
$p_T > 2$	0.10 – 0.55	1434.6±62.5	–	7.6 ^{+7.6} _{-2.3}	18.4±5.6
	0.55 – 0.70	1436.9±41.4	–	0.9 ^{+0.9} _{-0.3}	18.4±5.6
	0.70 – 0.80	1053.3±33.8	–	0.2 ^{+0.2} _{-0.06}	18.4±5.6
	0.80 – 0.90	781.3±28.8	9.0±1.4	–	18.4±5.6
$p_T > 3$	0.10 – 0.55	664.1±37.0	–	9.4 ^{+9.4} _{-2.8}	18.4±5.6
	0.55 – 0.70	573.8± 25.7	–	1.6 ^{+1.6} _{-0.5}	18.4±5.6
	0.70 – 0.90	698.7±27.4	7.9±1.5	–	18.4±5.6

Table 2. Number of J/ψ events and fraction of background events coming from diffractive processes, from B -decays and from ψ' decays, for $50 < W < 180$ GeV, as function of z for two different p_T cuts.

largest in the p_T bin $1.9 \leq p_T \leq 2.4$ GeV, where it is 8.5%, and in the highest z bin ($0.9 \leq z \leq 1$), where it is 66.1%.

The production of J/ψ mesons originating from B -meson decays was simulated using the PYTHIA 6.2 MC generator [39–41]. The beauty-quark mass was set to 4.75 GeV and the B to J/ψ branching ratio was set to the PDG value [42]. According to the MC, 1.6% of the observed J/ψ events were from B -meson decays; the fraction is largest in the highest p_T bin ($4.2 \leq p_T \leq 10$ GeV), where it is equal to 5.4%, and in the lowest z bin ($0.1 \leq z \leq 0.4$), where it is 8.4%.

The background from ψ' to J/ψ decays is estimated to be (18.4 ± 5.6) % and constant as function of p_T , z and W , as obtained using the direct measurement of the ψ' to J/ψ cross section ratio [6] and the branching ratio of the ψ' to J/ψ .

All generated events were passed through a full simulation of the ZEUS detector based on GEANT 3 [43]. They were then subjected to the same trigger requirements and processed by the same reconstruction program as the data.

6 Reconstruction of the helicity parameters

The helicity analysis was performed in the so-called “target frame” [17], i.e. the J/ψ rest frame with the axes $Z' = -Z$ and Y' along the vector $\vec{q}' \times (-\vec{P}')$, where \vec{q}' and \vec{P}' are the three-vectors associated with the exchanged photon and incoming proton. The polar and azimuthal angles of the μ^+ in this frame are denoted θ^* and ϕ^* .

The differential cross sections in θ^* and ϕ^* can be parametrised as [17]:

$$\frac{d\sigma}{d\cos\theta^*} \propto 1 + \lambda \cos^2\theta^*, \tag{6.1}$$

and

$$\frac{d\sigma}{d\phi^*} \propto 1 + \frac{\lambda}{3} + \frac{\nu}{3} \cos 2\phi^*, \tag{6.2}$$

where λ and ν , the polar and azimuthal angular parameters, are functions of p_T and z . The predictions for λ and ν depend on the production mechanism. The value $\lambda = +1$

p_T range (GeV)	$\langle p_T \rangle$ (GeV)	λ	ν
1.0–1.4	1.2	$0.16^{+0.15}_{-0.16} \quad +0.10_{-0.04}$	$0.26^{+0.10}_{-0.10} \quad +0.05_{-0.08}$
1.4–1.9	1.6	$0.38^{+0.17}_{-0.17} \quad +0.10_{-0.10}$	$-0.12^{+0.12}_{-0.14} \quad +0.07_{-0.01}$
1.9–2.4	2.1	$-0.15^{+0.17}_{-0.17} \quad +0.20_{-0.08}$	$-0.33^{+0.21}_{-0.24} \quad +0.12_{-0.16}$
2.4–3.4	2.8	$0.21^{+0.17}_{-0.16} \quad +0.26_{-0.05}$	$-0.09^{+0.19}_{-0.20} \quad +0.13_{-0.13}$
3.4–4.2	3.7	$0.34^{+0.32}_{-0.28} \quad +0.16_{-0.17}$	$0.21^{+0.26}_{-0.28} \quad +0.10_{-0.03}$
4.2–10.	5.2	$0.31^{+0.33}_{-0.31} \quad +0.21_{-0.19}$	$-0.50^{+0.27}_{-0.28} \quad +0.11_{-0.07}$

Table 3. J/ψ helicity parameters λ and ν as a function of p_T measured in the target frame for $50 < W < 180$ GeV, $0.4 < z < 1$ and $p_T > 1$ GeV. The first uncertainty is statistical and the second is systematic.

corresponds to J/ψ mesons fully transversally polarised, while $\lambda = -1$ corresponds to J/ψ mesons fully longitudinally polarised.

The λ and ν parameters were determined in bins of z and p_T , each time integrating over the other variable. As a function of p_T , the integration range for z was set to $0.4 < z < 1$, thereby avoiding the region $0.1 < z < 0.4$ where the combinatorial background is high. The integration range in p_T started at $p_T = 1$ GeV.

In the estimation of the parameters λ and ν , the helicity distributions of the background events present under the J/ψ peak were added to the MC distributions. The shape of the background helicity distributions was taken from the side bands, while the number of background events was taken from the fits described in section 4. In figure 2 two examples of helicity distributions for the signal region and background contribution are given.

The HERWIG MC generator-level distributions $dN/d \cos \theta^*$ ($dN/d\phi^*$) were re-weighted according to eq. (6.1) (6.2) within a search grid of λ (ν) values. For each re-weighted distribution, the corresponding reconstructed level distribution was obtained thus taking into account all known detector effects. The value of χ^2 was calculated from a comparison of the MC reconstructed level distribution to the data. The λ (ν) value providing the minimum χ^2 , χ^2_{\min} , was taken as the central value. The parameter values with $\chi^2 = \chi^2_{\min} + 1$ were used to calculate the statistical uncertainties. The χ^2_{\min} per degree of freedom were typically around one. Equation (6.1) was first used to extract λ , and then λ was inserted into eq. (6.2) to extract ν , see tables 3 and 4.

7 Systematic uncertainties

The following sources of systematic uncertainties were investigated (their effects are given in parentheses):

- muon chamber efficiencies: the BMUI and RMUI muon chamber efficiencies were extracted from the data using muon pairs coming from elastic J/ψ events and from the process $\gamma\gamma \rightarrow \mu^+\mu^-$. These efficiencies are known up to an uncertainty of about $\pm 5\%$ ($< 5\%$ of the statistical error);

ZEUS

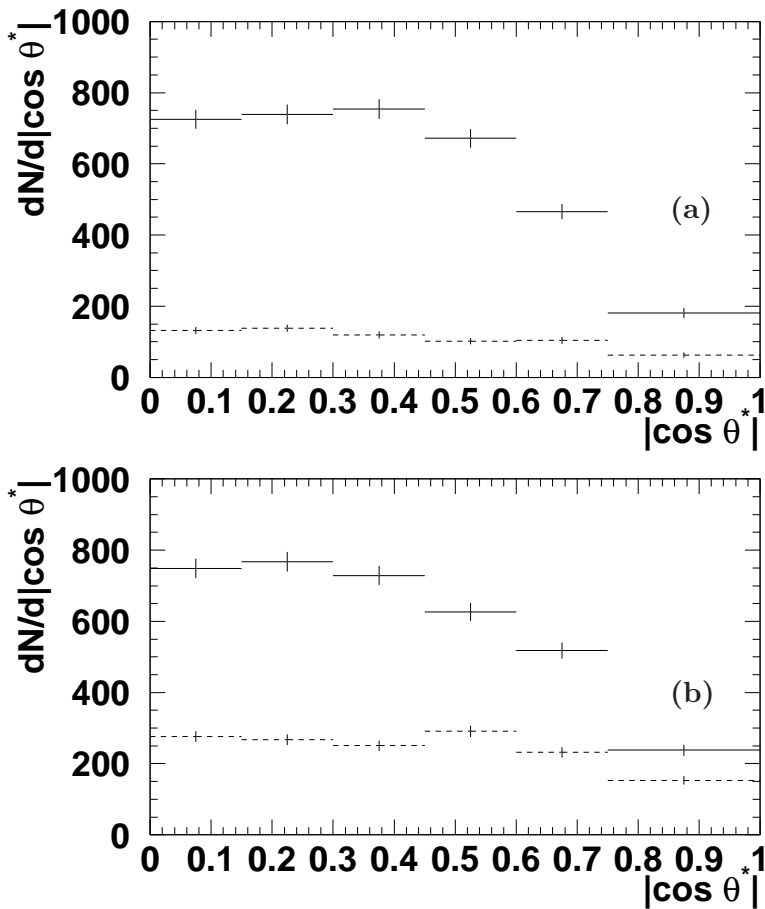


Figure 2. $dN/d|\cos \theta^*|$ distribution for $50 < W < 180 \text{ GeV}$ and (a) $0.4 < z < 1$, $1.4 < p_T < 1.9 \text{ GeV}$, (b) $0.4 < z < 0.55$, $p_T > 1 \text{ GeV}$. The signal region is shown by the continuous histogram. The background contribution, taken from the side bands, is shown by the dashed histogram.

- analysis cuts: this class comprises the systematic uncertainties due to the uncertainties in the measurement of momentum, transverse momentum and pseudorapidity of the muon decay tracks. Each cut was varied within a range determined by the resolution in the appropriate variable ($< 5\%$ of the statistical error);
- CAL energy scale: the CAL energies were varied by $\pm 5\%$ in the simulation, in accordance with the uncertainty in the CAL energy scale (on average 10% of the statistical error);
- hadronic energy resolution: the W and z resolutions are dominated by the hadronic energy resolution affecting the quantity $(E - p_Z)$. The $(E - p_Z)$ resolution in the MC was smeared event by event by $\pm 20\%$ (on average 10% of the statistical error);

z range	$\langle z \rangle$	λ	ν
0.10–0.40	0.27	$0.27^{+0.43}_{-0.40} \begin{smallmatrix} +0.13 \\ -0.14 \end{smallmatrix}$	$0.99^{+0.24}_{-0.27} \begin{smallmatrix} +0.14 \\ -0.40 \end{smallmatrix}$
0.40–0.55	0.48	$-0.22^{+0.19}_{-0.18} \begin{smallmatrix} +0.18 \\ -0.06 \end{smallmatrix}$	$-0.01^{+0.17}_{-0.18} \begin{smallmatrix} +0.08 \\ -0.03 \end{smallmatrix}$
0.55–0.70	0.61	$0.16^{+0.12}_{-0.13} \begin{smallmatrix} +0.10 \\ -0.04 \end{smallmatrix}$	$-0.05^{+0.10}_{-0.11} \begin{smallmatrix} +0.05 \\ -0.02 \end{smallmatrix}$
0.70–0.80	0.75	$0.39^{+0.15}_{-0.15} \begin{smallmatrix} +0.04 \\ -0.13 \end{smallmatrix}$	$-0.07^{+0.11}_{-0.13} \begin{smallmatrix} +0.04 \\ -0.07 \end{smallmatrix}$
0.80–0.90	0.85	$0.30^{+0.17}_{-0.17} \begin{smallmatrix} +0.15 \\ -0.05 \end{smallmatrix}$	$0.04^{+0.14}_{-0.15} \begin{smallmatrix} +0.08 \\ -0.08 \end{smallmatrix}$
0.90–1.0	0.95	$0.49^{+0.39}_{-0.34} \begin{smallmatrix} +0.15 \\ -0.08 \end{smallmatrix}$	$0.54^{+0.26}_{-0.28} \begin{smallmatrix} +0.16 \\ -0.08 \end{smallmatrix}$

Table 4. J/ψ helicity parameters λ and ν as a function of z measured in the target frame for $50 < W < 180$ GeV, $0.1 < z < 1$ and $p_T > 1$ GeV. The first uncertainty is statistical and the second is systematic.

- p_T , W and z spectra: the p_T , W and z spectra of the J/ψ mesons in the HERWIG MC simulation were varied within ranges allowed by the comparison between data and simulation (on average 15% of the statistical error);
- additional track requirement: the kinematic cuts for the additional track requirement were tightened, rising the transverse momentum cut on the additional track to 0.25 MeV, and loosened, removing the transverse momentum and the pseudorapidity cuts on the additional track, in both data and MC (on average 15% of the statistical error);
- influence of diffractive contamination at high z on the λ and ν extractions as a function of p_T : λ and ν were extracted changing the z integration range from $0.4 < z < 1$ to $0.4 < z < 0.9$ (on average 25% of the statistical error);
- angular coverage in θ^* : $\cos \theta^*$ was changed from the range $1.0 < \cos \theta^* < 1.0$ to $-0.8 < \cos \theta^* < 0.8$ in order to avoid low-acceptance regions (on average 30% of the statistical error);
- invariant-mass window: the J/ψ invariant mass window was enlarged by 50 MeV and tightened by 100 MeV (on average 30% of the statistical error).

All of the above individual sources of systematic uncertainty were added in quadrature. No systematic uncertainties are quoted for J/ψ coming from B -meson decays and J/ψ coming from ψ' decays. The uncertainties on the integrated-luminosity determination and on the $J/\psi \rightarrow \mu^+\mu^-$ branching ratio, which would result in an overall shift of a cross section measurement, do not contribute to the measurement of the helicity parameters.

8 Results

The values of the parameter λ are shown as a function of p_T and z in figure 3a) and b), respectively; the values of the parameter ν are displayed in figure 4a) and b). All the values are also listed in tables 3 and 4. The data indicate that the parameter λ depends, if at all, only weakly on p_T and rises slowly with z . The parameter ν does not seem to

ZEUS

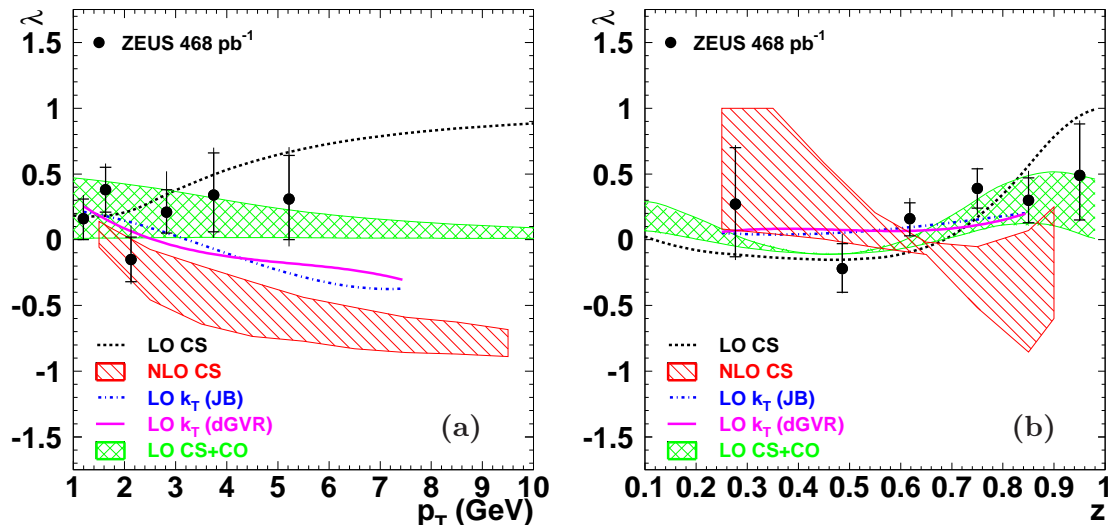


Figure 3. The helicity parameter λ , measured in the target frame, as a function of (a) p_T , and (b) z . The measurement is performed in the kinematic range $50 < W < 180$ GeV, $0.1 < z < 1$ and $p_T > 1$ GeV. The measurement as a function of p_T is restricted to the kinematic range $0.4 < z < 1$. The inner (outer) error bars correspond to the statistical (total) uncertainty. The theoretical curves are described in the text.

depend on p_T , while it seems to increase at low and high z . In all the plots the following sources of background were not subtracted: J/ψ coming from B -meson decays, J/ψ from ψ' decays and J/ψ from diffractive processes. This last background is dominant in the region $0.9 < z < 1$, see table 1.

The data are compared to various theoretical predictions for photoproduction at $Q^2 = 0$. These predictions do not consider the polarisation due to J/ψ coming from ψ' decays, B -meson decays and from diffractive processes. The curves identified by the label LO CS show the LO prediction in the CS framework including both direct and resolved³ processes. The two lines identified by the label LO + k_T (JB) and LO + k_T (dGRV), represent the predictions of a k_T -factorisation model [44] using two different unintegrated gluon distributions and including only direct processes. The band identified by the label NLO CS represents the predictions of a NLO calculation [45, 46] including only direct processes. The width of the band gives the uncertainties of the calculation due to variations of the renormalisation and factorisation scales. It stops at $z = 0.9$ because no reliable predictions can be obtained near $z = 1$ for this fixed-order calculation. The band, identified by the label LO CS+CO, shows the LO prediction [17] including both CS and CO terms, including both direct and resolved processes. The width of the band results from the uncertainties in the values of the long-distance matrix elements. In figure 3a) and 4a), with z integrated up to $z = 1$, the LO CS+CO cross section is CO dominated.

³In these resolved processes, the incoming photon does not couple to the c quark directly, but via its hadronic component. They are expected to contribute mainly to the region of $z < 0.4$.

ZEUS

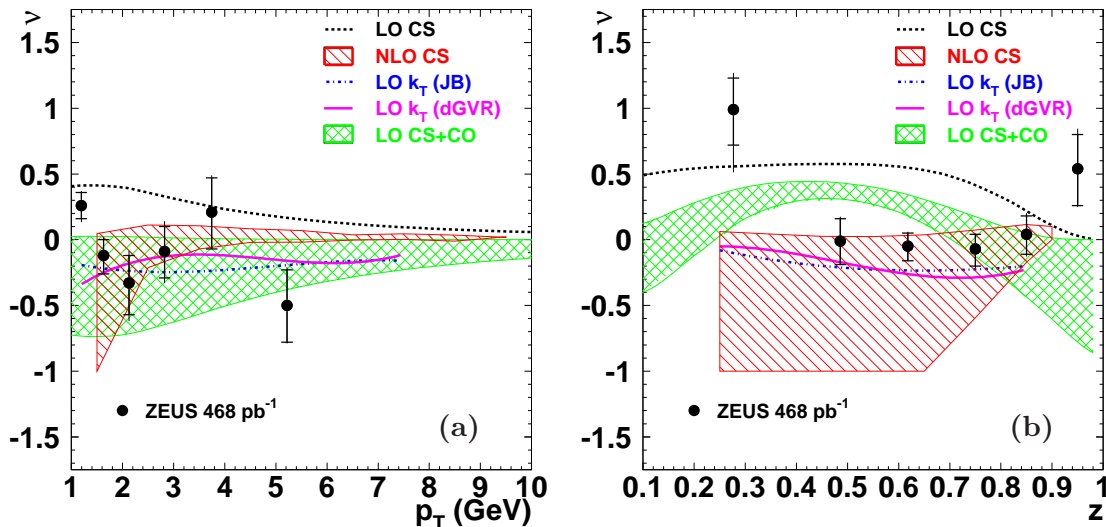


Figure 4. The helicity parameter ν , measured in the target frame, as a function of (a) p_T , and (b) z . The measurement is performed in the kinematic range $50 < W < 180$ GeV, $0.1 < z < 1$ and $p_T > 1$ GeV. The measurement as a function of p_T is restricted to the kinematic range $0.4 < z < 1$. The inner (outer) error bars correspond to the statistical (total) uncertainty. The theoretical curves are described in the text.

None of the models provides predictions for both λ and ν that agree well with the data everywhere in z and p_T . For λ as a function of p_T , all the models roughly describe the data, with the NLO CS prediction providing the poorest description. For high values of p_T , the polarisation in the data remains small, while LO CS predicts a progressive increase and NLO CS and LO k_T a progressive decrease. The LO CS + CO prediction remains flat, with a small and positive value of λ . For λ as a function of z , all theoretical predictions are in rough agreement with the data. The p_T and z dependencies of ν are not described by the LO CS predictions, while the other models provide better descriptions of the data.

The NLO CS calculation for $p_T > 1$ GeV suffers from large scale uncertainties connected to the presence of negative values of the diagonal components of the spin density matrix at $p_T \lesssim 1$ GeV [45, 46]. In order to avoid this problem, measurements and calculations were repeated increasing the p_T cut first to 2 GeV and then to 3 GeV. In figure 5a) and b) the λ and ν parameters, respectively, are shown as a function of z for $p_T > 2$ GeV, while in figure 5c) and d) the same parameters are displayed for $p_T > 3$ GeV. All the values are listed in table 5. The NLO CS calculation [46], also shown in these figures, has now smaller uncertainties, but the agreement with the data is only satisfactory for the ν parameter. Sizeable discrepancies remain for the λ parameter both for $p_T > 2$ GeV and $p_T > 3$ GeV.

ZEUS

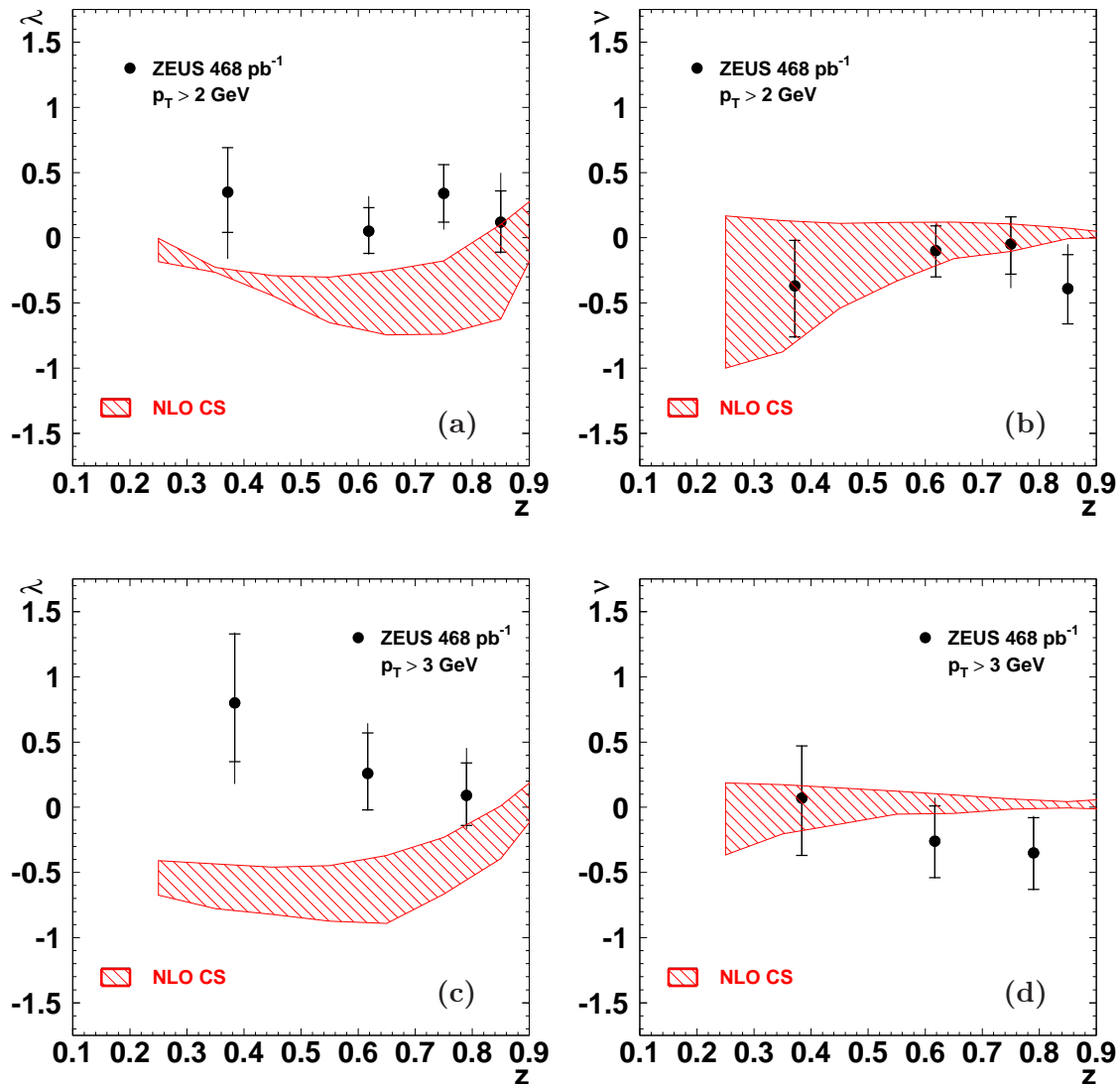


Figure 5. Distributions of the helicity parameters (a), (c) λ and (b), (d) ν as a function of z , measured in the target frame, for $50 < W < 180$ GeV, $0.1 < z < 0.9$ and (a), (b) $p_T > 2$ GeV and (c), (d) $p_T > 3$ GeV. The inner (outer) error bars correspond to the statistical (total) uncertainty. The theoretical bands are described in the text.

9 Conclusions

The J/ψ helicity distributions in the inelastic photoproduction regime have been measured using a luminosity of 468 pb^{-1} . The J/ψ helicity parameters λ and ν were extracted in the target frame as a function of the transverse momentum and of the inelasticity of the J/ψ . The results were compared to LO QCD predictions in the colour-singlet, colour-singlet plus colour-octet and k_T factorisation frameworks. A recent NLO QCD prediction in the colour-

p_T range (GeV)	z range	$\langle z \rangle$	λ	ν
$p_T > 2$	0.10 – 0.55	0.37	$0.35^{+0.34}_{-0.31} \begin{smallmatrix} +0.04 \\ -0.41 \end{smallmatrix}$	$-0.37^{+0.35}_{-0.39} \begin{smallmatrix} +0.08 \\ -0.09 \end{smallmatrix}$
	0.55 – 0.70	0.61	$0.05^{+0.18}_{-0.17} \begin{smallmatrix} +0.20 \\ -0.06 \end{smallmatrix}$	$-0.10^{+0.19}_{-0.20} \begin{smallmatrix} +0.08 \\ -0.05 \end{smallmatrix}$
	0.70 – 0.80	0.75	$0.34^{+0.22}_{-0.22} \begin{smallmatrix} +0.04 \\ -0.17 \end{smallmatrix}$	$-0.05^{+0.21}_{-0.23} \begin{smallmatrix} +0.06 \\ -0.25 \end{smallmatrix}$
	0.80 – 0.90	0.85	$0.12^{+0.24}_{-0.23} \begin{smallmatrix} +0.29 \\ -0.08 \end{smallmatrix}$	$-0.39^{+0.26}_{-0.27} \begin{smallmatrix} +0.22 \\ -0.01 \end{smallmatrix}$
$p_T > 3$	0.10 – 0.55	0.38	$0.80^{+0.53}_{-0.45} \begin{smallmatrix} +0.11 \\ -0.43 \end{smallmatrix}$	$0.07^{+0.40}_{-0.44} \begin{smallmatrix} +0.07 \\ -0.04 \end{smallmatrix}$
	0.55 – 0.70	0.62	$0.26^{+0.31}_{-0.28} \begin{smallmatrix} +0.23 \\ -0.06 \end{smallmatrix}$	$-0.26^{+0.27}_{-0.28} \begin{smallmatrix} +0.20 \\ -0.06 \end{smallmatrix}$
	0.70 – 0.90	0.79	$0.09^{+0.25}_{-0.23} \begin{smallmatrix} +0.27 \\ -0.12 \end{smallmatrix}$	$-0.35^{+0.27}_{-0.28} \begin{smallmatrix} +0.09 \\ -0.07 \end{smallmatrix}$

Table 5. J/ψ helicity parameters λ and ν as a function of z measured in the target frame for $50 < W < 180$ GeV, $0.1 < z < 1$ and for $p_T > 2$ and $p_T > 3$ GeV. The first uncertainty is statistical and the second is systematic.

singlet framework was also considered. Even though the experimental and theoretical uncertainties are large, none of the predictions can describe all aspects of the data.

Acknowledgments

We appreciate the contributions to the construction and maintenance of the ZEUS detector of many people who are not listed as authors. The HERA machine group and the DESY computing staff are especially acknowledged for their success in providing excellent operation of the collider and the data analysis environment. We thank the DESY directorate for their strong support and encouragement. It is a pleasure to thank P. Artoisonet, S.M. Baranov, M. Krämer and F. Maltoni for helpful discussions and for providing their predictions.

Author list

The ZEUS collaboration

S. Chekanov, M. Derrick, S. Magill, B. Musgrave, D. Nicholass¹, J. Repond, R. Yoshida

Argonne National Laboratory, Argonne, Illinois 60439-4815, USA ⁿ

M.C.K. Mattingly

Andrews University, Berrien Springs, Michigan 49104-0380, USA

P. Antonioli, G. Bari, L. Bellagamba, D. Boscherini, A. Bruni, G. Bruni, F. Cindolo, M. Corradi, G. Iacobucci, A. Margotti, R. Nania, A. Polini

INFN Bologna, Bologna, Italy ^e

S. Antonelli, M. Basile, M. Bindi, L. Cifarelli, A. Contin, S. De Pasquale², G. Sartorelli, A. Zichichi

University and INFN Bologna, Bologna, Italy ^e

**D. Bartsch, I. Brock, H. Hartmann, E. Hilger, H.-P. Jakob, M. Jünger,
A.E. Nuncio-Quiroz, E. Paul, U. Samson, V. Schönberg, R. Shehzadi,
M. Wlasenko**

Physikalisches Institut der Universität Bonn, Bonn, Germany^b

J.D. Morris³

H.H. Wills Physics Laboratory, University of Bristol, Bristol, United Kingdom^m

M. Kaur, P. Kaur⁴, I. Singh⁴

Panjab University, Department of Physics, Chandigarh, India

M. Capua, S. Fazio, A. Mastroberardino, M. Schioppa, G. Susinno, E. Tassi
Calabria University, Physics Department and INFN, Cosenza, Italy^e

J.Y. Kim

Chonnam National University, Kwangju, South Korea

Z.A. Ibrahim, F. Mohamad Idris, B. Kamaluddin, W.A.T. Wan Abdullah

Jabatan Fizik, Universiti Malaya, 50603 Kuala Lumpur, Malaysia^r

Y. Ning, Z. Ren, F. Sciulli

Nevis Laboratories, Columbia University, Irvington on Hudson, New York 10027, USA^o

**J. Chwastowski, A. Eskreys, J. Figiel, A. Galas, K. Olkiewicz, B. Pawlik,
P. Stopa, L. Zawiejski**

*The Henryk Niewodniczanski Institute of Nuclear Physics, Polish Academy of Sciences,
Cracow, Poland*ⁱ

**L. Adamczyk, T. Bołd, I. Grabowska-Bołd, D. Kisielewska, J. Łukasik⁵,
M. Przybycień, L. Suszycki**

*Faculty of Physics and Applied Computer Science, AGH-University of Science and
Technology, Cracow, Poland*^p

A. Kotański⁶, W. Słomiński⁷

Department of Physics, Jagellonian University, Cracow, Poland

**O. Behnke, J. Behr, U. Behrens, C. Blohm, K. Borrás, D. Bot, R. Ciesielski,
N. Coppola, S. Fang, A. Geiser, P. Göttlicher⁸, J. Grebenyuk, I. Gregor,
T. Haas, W. Hain, A. Hüttmann, F. Januschek, B. Kahle, I.I. Katkov⁹,
U. Klein¹⁰, U. Kötz, H. Kowalski, M. Lisovyi, E. Lobodzinska, B. Löhr,
R. Mankel¹¹, I.-A. Melzer-Pellmann, S. Miglioranza¹², A. Montanari,
T. Namsoo, D. Notz, A. Parenti, P. Roloff, I. Rubinsky, U. Schneekloth,
A. Spiridonov¹³, D. Szuba¹⁴, J. Szuba¹⁵, T. Theedt, J. Tomaszewska¹⁶, G. Wolf,
K. Wrona, A.G. Yagües-Molina, C. Youngman, W. Zeuner¹¹**

Deutsches Elektronen-Synchrotron DESY, Hamburg, Germany

V. Drugakov, W. Lohmann, S. Schlenstedt

Deutsches Elektronen-Synchrotron DESY, Zeuthen, Germany

G. Barbagli, E. Gallo

INFN Florence, Florence, Italy^e

P. G. Pelfer

University and INFN Florence, Florence, Italy^e

A. Bamberger, D. Dobur, F. Karstens, N.N. Vlasov¹⁷

Fakultät für Physik der Universität Freiburg i.Br., Freiburg i.Br., Germany^b

P.J. Bussey, A.T. Doyle, M. Forrest, D.H. Saxon, I.O. Skillicorn

Department of Physics and Astronomy, University of Glasgow, Glasgow, United Kingdom^m

I. Gialas¹⁸, **K. Papageorgiu**

Department of Engineering in Management and Finance, Univ. of the Aegean, Chios, Greece

U. Holm, R. Klanner, E. Lohrmann, H. Perrey, P. Schleper,

T. Schörner-Sadenius, J. Sztuk, H. Stadie, M. Turcato

Hamburg University, Institute of Exp. Physics, Hamburg, Germany^b

K.R. Long, A.D. Tapper

Imperial College London, High Energy Nuclear Physics Group, London, United Kingdom^m

T. Matsumoto, K. Nagano, K. Tokushuku¹⁹, **S. Yamada, Y. Yamazaki**²⁰

Institute of Particle and Nuclear Studies, KEK, Tsukuba, Japan^f

A.N. Barakbaev, E.G. Boos, N.S. Pokrovskiy, B.O. Zhautykov

Institute of Physics and Technology of Ministry of Education and Science of Kazakhstan, Almaty, Kazakhstan

V. Aushev²¹, **O. Bachynska, M. Borodin, I. Kadenko, O. Kuprash, V. Libov,**

D. Lontkovskiy, I. Makarenko, Iu. Sorokin, A. Verbytskyi, O. Volynets, M. Zolko

Institute for Nuclear Research, National Academy of Sciences, and Kiev National University, Kiev, Ukraine

D. Son

Kyungpook National University, Center for High Energy Physics, Daegu, South Korea^g

J. de Favereau, K. Piotrkowski

Institut de Physique Nucléaire, Université Catholique de Louvain, Louvain-la-Neuve, Belgium^q

F. Barreiro, C. Glasman, M. Jimenez, J. del Peso, E. Ron, J. Terrón,

C. Uribe-Estrada

Departamento de Física Teórica, Universidad Autónoma de Madrid, Madrid, Spain^l

F. Corriveau, J. Schwartz, C. Zhou

Department of Physics, McGill University, Montréal, Québec, Canada H3A 2T8^a

T. Tsurugai

Meiji Gakuin University, Faculty of General Education, Yokohama, Japan^f

A. Antonov, B.A. Dolgoshein, D. Gladkov, V. Sosnovtsev, A. Stifutkin,

S. Suchkov

Moscow Engineering Physics Institute, Moscow, Russia^j

R.K. Dementiev, P.F. Ermolov[†], **L.K. Gladilin, Yu.A. Golubkov, L.A. Khein,**

I.A. Korzhavina, V.A. Kuzmin, B.B. Levchenko²², **O.Yu. Lukina,**

A.S. Proskuryakov, L.M. Shcheglova, D.S. Zotkin

Moscow State University, Institute of Nuclear Physics, Moscow, Russia^k

I. Abt, A. Caldwell, D. Kollar, B. Reisert, W.B. Schmidke

Max-Planck-Institut für Physik, München, Germany

G. Grigorescu, A. Keramidas, E. Koffeman, P. Kooijman, A. Pellegrino, H. Tiecke, M. Vázquez¹², L. Wiggers
NIKHEF and University of Amsterdam, Amsterdam, Netherlands^h

N. Brümmer, B. Bylsma, L.S. Durkin, A. Lee, T.Y. Ling
Physics Department, Ohio State University, Columbus, Ohio 43210, USAⁿ

A.M. Cooper-Sarkar, R.C.E. Devenish, J. Ferrando, B. Foster, C. Gwenlan²³, K. Horton²⁴, K. Oliver, A. Robertson, R. Walczak
Department of Physics, University of Oxford, Oxford United Kingdom^m

A. Bertolin, F. Dal Corso, S. Dusini, A. Longhin, L. Stanco
INFN Padova, Padova, Italy^e

R. Brugnera, R. Carlin, A. Garfagnini, S. Limentani
Dipartimento di Fisica dell' Università and INFN, Padova, Italy^e

B.Y. Oh, A. Raval, J.J. Whitmore²⁵
Department of Physics, Pennsylvania State University, University Park, Pennsylvania 16802, USA^o

Y. Iga
Polytechnic University, Sagamihara, Japan^f

G. D'Agostini, G. Marini, A. Nigro
Dipartimento di Fisica, Università 'La Sapienza' and INFN, Rome, Italy^e

J.C. Hart
Rutherford Appleton Laboratory, Chilton, Didcot, Oxon, United Kingdom^m

H. Abramowicz²⁶, R. Ingbir, S. Kananov, A. Levy, A. Stern
Raymond and Beverly Sackler Faculty of Exact Sciences, School of Physics, Tel Aviv University, Tel Aviv, Israel^d

M. Ishitsuka, T. Kanno, M. Kuze, J. Maeda
Department of Physics, Tokyo Institute of Technology, Tokyo, Japan^f

R. Hori, S. Kagawa²⁷, N. Okazaki, S. Shimizu, T. Tawara
Department of Physics, University of Tokyo, Tokyo, Japan^f

R. Hamatsu, H. Kaji²⁸, S. Kitamura²⁹, O. Ota³⁰, Y.D. Ri
Tokyo Metropolitan University, Department of Physics, Tokyo, Japan^f

M. Costa, M.I. Ferrero, V. Monaco, R. Sacchi, V. Sola, A. Solano
Università di Torino and INFN, Torino, Italy^e

M. Arneodo, M. Ruspa
Università del Piemonte Orientale, Novara, and INFN, Torino, Italy^e

S. Fourletov³¹, J.F. Martin, T.P. Stewart
Department of Physics, University of Toronto, Toronto, Ontario, Canada M5S 1A7^a

S.K. Boutle¹⁸, J.M. Butterworth, T.W. Jones, J.H. Loizides, M. Wing³²
Physics and Astronomy Department, University College London, London, United Kingdom^m

B. Brzozowska, J. Ciborowski³³, G. Grzelak, P. Kulinski, P. Łuźniak³⁴, J. Malka³⁴, R.J. Nowak, J.M. Pawlak, W. Perlanski³⁴, A.F. Żarnecki
Warsaw University, Institute of Experimental Physics, Warsaw, Poland

M. Adamus, P. Plucinski³⁵

Institute for Nuclear Studies, Warsaw, Poland

Y. Eisenberg, D. Hochman, U. Karshon

Department of Particle Physics, Weizmann Institute, Rehovot, Israel^c

E. Brownson, D.D. Reeder, A.A. Savin, W.H. Smith, H. Wolfe

*Department of Physics, University of Wisconsin, Madison, Wisconsin 53706, USA*ⁿ

S. Bhadra, C.D. Catterall, G. Hartner, U. Noor, J. Whyte

Department of Physics, York University, Ontario, Canada M3J 1P3^a

¹ also affiliated with University College London, United Kingdom

² now at University of Salerno, Italy

³ now at Queen Mary University of London, United Kingdom

⁴ also working at Max Planck Institute, Munich, Germany

⁵ now at Institute of Aviation, Warsaw, Poland

⁶ supported by the research grant No. 1 P03B 04529 (2005-2008)

⁷ This work was supported in part by the Marie Curie Actions Transfer of Knowledge project COCOS (contract MTKD-CT-2004-517186)

⁸ now at DESY group FEB, Hamburg, Germany

⁹ also at Moscow State University, Russia

¹⁰ now at University of Liverpool, United Kingdom

¹¹ on leave of absence at CERN, Geneva, Switzerland

¹² now at CERN, Geneva, Switzerland

¹³ also at Institut of Theoretical and Experimental Physics, Moscow, Russia

¹⁴ also at INP, Cracow, Poland

¹⁵ also at FPACS, AGH-UST, Cracow, Poland

¹⁶ partially supported by Warsaw University, Poland

¹⁷ partially supported by Moscow State University, Russia

¹⁸ also affiliated with DESY, Germany

¹⁹ also at University of Tokyo, Japan

²⁰ now at Kobe University, Japan

²¹ supported by DESY, Germany

²² partially supported by Russian Foundation for Basic Research grant No. 05-02-39028-NSFC-a

²³ STFC Advanced Fellow

²⁴ nee Korcsak-Gorzo

²⁵ This material was based on work supported by the National Science Foundation, while working at the Foundation.

²⁶ also at Max Planck Institute, Munich, Germany, Alexander von Humboldt Research Award

²⁷ now at KEK, Tsukuba, Japan

²⁸ now at Nagoya University, Japan

²⁹ member of Department of Radiological Science, Tokyo Metropolitan University, Japan

³⁰ now at SunMelx Co. Ltd., Tokyo, Japan

³¹ now at University of Bonn, Germany

³² also at Hamburg University, Inst. of Exp. Physics, Alexander von Humboldt Research Award and partially supported by DESY, Hamburg, Germany

³³ also at Łódź University, Poland

³⁴ member of Łódź University, Poland

³⁵ now at Lund University, Lund, Sweden

† deceased

^a supported by the Natural Sciences and Engineering Research Council of Canada (NSERC)

^b supported by the German Federal Ministry for Education and Research (BMBF), under contract Nos. 05 HZ6PDA, 05 HZ6GUA, 05 HZ6VFA and 05 HZ4KHA

^c supported in part by the MINERVA Gesellschaft für Forschung GmbH, the Israel Science Foundation (grant No. 293/02-11.2) and the US-Israel Binational Science Foundation

^d supported by the Israel Science Foundation

^e supported by the Italian National Institute for Nuclear Physics (INFN)

^f supported by the Japanese Ministry of Education, Culture, Sports, Science and Technology (MEXT) and its grants for Scientific Research

^g supported by the Korean Ministry of Education and Korea Science and Engineering Foundation

^h supported by the Netherlands Foundation for Research on Matter (FOM)

ⁱ supported by the Polish State Committee for Scientific Research, project No. DESY/256/2006 - 154/DES/2006/03

^j partially supported by the German Federal Ministry for Education and Research (BMBF)

^k supported by RF Presidential grant N 1456.2008.2 for the leading scientific schools and by the Russian Ministry of Education and Science through its grant for Scientific Research on High Energy Physics

^l supported by the Spanish Ministry of Education and Science through funds provided by CICYT

^m supported by the Science and Technology Facilities Council, UK

ⁿ supported by the US Department of Energy

^o supported by the US National Science Foundation. Any opinion, findings and conclusions or recommendations expressed in this material are those of the authors and do not necessarily reflect the views of the National Science Foundation.

^p supported by the Polish Ministry of Science and Higher Education as a scientific project (2009-2010)

^q supported by FNRS and its associated funds (IISN and FRIA) and by an Inter-University Attraction Poles Programme subsidised by the Belgian Federal Science Policy Office

^r supported by an FRGS grant from the Malaysian government

References

- [1] E.L. Berger and D.L. Jones, *Inelastic Photoproduction of J/ψ and Upsilon by Gluons*, *Phys. Rev. D* **23** (1981) 1521 [SPIRES].
- [2] M. Krämer, 1, *Quarkonium production at high-energy colliders*, *Prog. Part. Nucl. Phys.* **47** (2001) 141 [hep-ph/0106120] [SPIRES].
- [3] N. Brambilla et al., *CERN Yellow Report*, CERN-2005-005, Geneva.
- [4] S.P. Baranov, *Probing the BFKL gluons with J/ψ leptonproduction*, *Phys. Lett. B* **428** (1998) 377 [SPIRES].
- [5] A.V. Lipatov and N.P. Zotov, *Inelastic J/ψ production at HERA in the colour singlet model with $k(T)$ -factorization*, *Eur. Phys. J. C* **27** (2003) 87 [hep-ph/0210310] [SPIRES].
- [6] ZEUS collaboration, S. Chekanov et al., *Measurements of inelastic J/ψ and ψ' photoproduction at HERA*, *Eur. Phys. J. C* **27** (2003) 173 [hep-ex/0211011] [SPIRES].
- [7] H1 collaboration, C. Adloff et al., *Inelastic photoproduction of J/ψ mesons at HERA*, *Eur. Phys. J. C* **25** (2002) 25 [hep-ex/0205064] [SPIRES].
- [8] M. Krämer, J. Zunft, J. Steegborn and P.M. Zerwas, *Inelastic J/ψ photoproduction*, *Phys. Lett. B* **348** (1995) 657 [hep-ph/9411372] [SPIRES].
- [9] M. Krämer, *QCD Corrections to Inelastic J/ψ Photoproduction*, *Nucl. Phys. B* **459** (1996) 3 [hep-ph/9508409] [SPIRES].
- [10] M. Cacciari and M. Krämer, 1, *Color octet contributions to J/ψ photoproduction*, *Phys. Rev. Lett.* **76** (1996) 4128 [hep-ph/9601276] [SPIRES].
- [11] B.A. Kniehl and G. Kramer, *Tevatron, HERA color, octet charmonium anomaly versus higher order QCD effects*, *Eur. Phys. J. C* **6** (1999) 493 [hep-ph/9803256] [SPIRES].
- [12] M. Beneke, G.A. Schuler and S. Wolf, *Quarkonium momentum distributions in photoproduction and B decay*, *Phys. Rev. D* **62** (2000) 34004.
- [13] M. Beneke and M. Krämer, 1, *Direct J/ψ and ψ' polarization and cross- sections at the Tevatron*, *Phys. Rev. D* **55** (1997) 5269 [hep-ph/9611218] [SPIRES].
- [14] M. Beneke and I.Z. Rothstein, *Hadroproduction of quarkonia in fixed target experiments*, *Phys. Rev. D* **54** (1996) 2005 [hep-ph/9603400] [SPIRES].
- [15] P. Ko, J. Lee and H.S. Song, *Color octet mechanism in $\gamma + p \rightarrow J/\psi + X$* , *Phys. Rev. D* **54** (1996) 4312 [hep-ph/9602223] [SPIRES].
- [16] S. Fleming, O.F. Hernandez, I. Maksymyk and H. Nadeau, *NRQCD matrix elements in polarization of J/ψ produced from b decay*, *Phys. Rev. D* **55** (1997) 4098 [hep-ph/9608413] [SPIRES].
- [17] M. Beneke, M. Krämer and M. Vanttinen, *Inelastic photoproduction of polarised J/ψ* , *Phys. Rev. D* **57** (1998) 4258 [hep-ph/9709376] [SPIRES].
- [18] ZEUS collaboration, M. Derrick et al., *A Measurement of $\sigma_{tot}(\gamma_p)$ at $\sqrt{s} = 210$ GeV*, *Phys. Lett. B* **293** (1992) 465 [SPIRES].
- [19] ZEUS collaboration, U. Holm (ed.), *The ZEUS Detector*, Status Report (unpublished), DESY (1993), available on <http://www-zeus.desy.de/bluebook/bluebook.html>.
- [20] N. Harnew et al., *Vertex Triggering Using Time Difference Measurements in the ZEUS Central Tracking Detector*, *Nucl. Instrum. Meth. A* **279** (1989) 290 [SPIRES].

- [21] B. Foster et al., *The performance of the ZEUS central tracking detector z-by-timing electronics in a transputer based data acquisition system*, *Nucl. Phys. Proc. Suppl. B* **32** (1993) 181.
- [22] ZEUS collaboration, B. Foster et al., *The Design and construction of the ZEUS central tracking detector*, *Nucl. Instrum. Meth. A* **338** (1994) 254 [SPIRES].
- [23] A. Polini et al., *The design and performance of the ZEUS micro vertex detector*, *Nucl. Instrum. Meth. A* **581** (2007) 656.
- [24] M. Derrick et al., *Design and construction of the ZEUS barrel calorimeter*, *Nucl. Instrum. Meth. A* **309** (1991) 77 [SPIRES].
- [25] ZEUS CALORIMETER GROUP collaboration, A. Andresen et al., *Construction and beam test of the ZEUS forward and rear calorimeter*, *Nucl. Instrum. Meth. A* **309** (1991) 101 [SPIRES].
- [26] A. Caldwell et al., *Design and implementation of a high precision readout system for the ZEUS calorimeter*, *Nucl. Instrum. Meth. A* **321** (1992) 356 [SPIRES].
- [27] ZEUS BARREL CALORIMETER GROUP collaboration, A. Bernstein et al., *Beam tests of the ZEUS barrel calorimeter*, *Nucl. Instrum. Meth. A* **336** (1993) 23 [SPIRES].
- [28] G. Abbiendi et al., *The ZEUS barrel and rear muon detector*, *Nucl. Instrum. Meth. A* **333** (1993) 342 [SPIRES].
- [29] J. Andrusków et al., *First measurement of HERA luminosity by ZEUS lumi monitor*, Preprint DESY-92-066, DESY (1992).
- [30] ZEUS collaboration, M. Derrick et al., *Measurement of total and partial photon proton cross- sections at 180 GeV center-of-mass energy*, *Z. Phys. C* **63** (1994) 391 [SPIRES].
- [31] ZEUS LUMINOSITY GROUP collaboration, J. Andruskow et al., *Luminosity measurement in the ZEUS experiment*, *Acta Phys. Polon. B* **32** (2001) 2025 [SPIRES].
- [32] M. Helbich et al., *The spectrometer system for measuring ZEUS luminosity at HERA*, *Nucl. Instrum. Meth. A* **565** (2006) 572 [physics/0512153].
- [33] ZEUS collaboration, J. Breitweg et al., *Measurement of the diffractive structure function $F_2^{D(4)}$ at HERA*, *Eur. Phys. J. C* **1** (1998) 81 [hep-ex/9709021] [SPIRES].
- [34] G.M. Briskin, *Diffractive dissociation in $e p$ deep inelastic scattering.*, Ph.D. Thesis, Tel Aviv University, Report DESY-THESIS-1998-036 (1998) [SPIRES].
- [35] H. Abramowicz, A. Caldwell and R. Sinkus, *Neural network based electron identification in the ZEUS calorimeter*, *Nucl. Instrum. Meth. A* **365** (1995) 508 [hep-ex/9505004] [SPIRES].
- [36] G. Marchesini et al., *HERWIG: A Monte Carlo event generator for simulating hadron emission reactions with interfering gluons. Version 5.1 - April 1991*, *Comput. Phys. Commun.* **67** (1992) 465 [SPIRES].
- [37] M. Kasprzak, *Inclusive properties of diffractive and nondiffractive photoproduction at HERA*, Ph.D. Thesis, Warsaw University, Warsaw, Poland, Report DESY-F35D-96-16, DESY (1996) [SPIRES].
- [38] L. Adamczyk, *Vector meson photoproduction at large momentum transfer at HERA*, Ph.D. Thesis, University of Mining and Metallurgy, Cracow, Poland, Report DESY-THESIS-1999-045, DESY (1999) [SPIRES].

- [39] T. Sjöstrand et al., *High-energy physics event generation with PYTHIA 6.1*, *Comput. Phys. Commun.* **135** (2001) 238 [[hep-ph/0010017](#)] [[SPIRES](#)].
- [40] E. Norrbin and T. Sjöstrand, *Production and hadronization of heavy quarks*, *Eur. Phys. J. C* **17** (2000) 137 [[hep-ph/0005110](#)] [[SPIRES](#)].
- [41] T. Sjöstrand, L. Lönnblad, and S. Mrenna, *PYTHIA 6.2: Physics and manual*, [hep-ph/0108264](#) [[SPIRES](#)].
- [42] PARTICLE DATA GROUP collaboration, C. Amsler et al., *Review of particle physics*, *Phys. Lett. B* **667** (2008) 1 [[SPIRES](#)].
- [43] R. Brun et al., GEANT3, Technical Report CERN-DD/EE/84-1, CERN (1987).
- [44] S.P. Baranov, *Polarization variables in inclusive J/ψ production at HERA in the k_t -factorization approach*, *JETP Lett.* **88** (2008) 471.
- [45] P. Artoisenet, J.M. Campbell, F. Maltoni and F. Tramontano, *J/ψ production at HERA*, *Phys. Rev. Lett.* **102** (2009) 142001 [[arXiv:0901.4352](#)] [[SPIRES](#)].
- [46] P. Artoisenet, private communication (2009).