

Physics

Physics Research Publications

Purdue University

Year 2005

Measurement of the $t\bar{t}$
production cross section in
 $p\bar{p}$ collisions at $\sqrt{s}=1.96$ TeV
using kinematic fitting of b-tagged lepton
plus jet events

D. Acosta, J. Adelman, T. Affolder, T. Akimoto, M. G. Albrow, D. Ambrose, S. Amerio, D. Amidei, A. Anastassov, K. Anikeev, A. Annovi, J. Antos, M. Aoki, G. Apollinari, T. Arisawa, J. F. Arguin, A. Artikov, W. Ashmanskas, A. Attal, F. Azfar, P. Azzi-Bacchetta, N. Bacchetta, H. Bachacou, W. Badgett, A. Barbaro-Galtieri, G. J. Barker, V. E. Barnes, B. A. Barnett, S. Baroiant, M. Barone, G. Bauer, F. Bedeschi, S. Behari, S. Belforte, G. Bellettini, J. Bellinger, E. Ben-Haim, D. Benjamin, A. Beretvas, A. Bhatti, M. Binkley, D. Bisello, M. Bishai, R. E. Blair, C. Blocker, K. Bloom, B. Blumenfeld, A. Bocci, A. Bodek, G. Bolla, A. Bolshov, P. S. L. Booth, D. Bortoletto, J. Boudreau, S. Bourov, C. Bromberg, E. Brubaker, J. Budagov, H. S. Budd, K. Burkett, G. Busetto, P. Bussey, K. L. Byrum, S. Cabrera, P. Calafiura, M. Campanelli, M. Campbell, A. Canepa, M. Casarsa, D. Carlsmith, S. Carron, R. Carosi, M. Cavalli-Sforza, A. Castro, P. Catastini, D. Cauz, A. Cerri, C. Cerri, L. Cerrito, J. Chapman, C. Chen, Y. C. Chen, M. Chertok, G. Chiarelli, G. Chlachidze, F. Chlebana, I. Cho, K. Cho, D. Chokheli, M. L. Chu, S. Chuang, J. Y. Chung, W. H. Chung, Y. S. Chung, C. I. Ciobanu, M. A. Ciocci, A. G. Clark, D. Clark, M. Coca, A. Connolly, M. Convery, J. Conway, B. Cooper, M. Cordelli, G. Cortiana, J. Cranshaw, J. Cuevas, R. Culbertson, C. Currat, D. Cyr, D. Dagenhart, S. Da Ronco, S. D'Auria, P. de Barbaro, S. De Cecco, G. De Lentdecker, S. Dell'Agnello, M. Dell'Orso, S. Demers, L. Demortier, M. Deninno, D. De Pedis, P. F. Derwent, C. Dionisi, J. R. Dittmann, P. Doksus, A. Dominguez, S. Donati, M. Donega, J. Donini, M. D'Onofrio, T. Dorigo, V. Drollinger, K. Ebina, N. Eddy, R. Ely, R. Erbacher, M. Erdmann, D. Errede, S. Errede, R. Eusebi, H. C. Fang, S. Farrington, I. Fedorko, R. G. Feild, M. Feindt, J. P. Fernandez, C. Ferretti, R. D. Field, I. Fiori, G. Flanagan, B. Flaughner, L. R. Flores-Castillo, A. Foland, S. Forrester,

G. W. Foster, M. Franklin, J. Freeman, H. Frisch, Y. Fujii, I. Furic, A. Gajjar, A. Gallas, J. Galyardt, M. Gallinaro, M. Garcia-Sciveres, A. F. Garfinkel, C. Gay, H. Gerberich, D. W. Gerdes, E. Gerchtein, S. Giagu, P. Giannetti, A. Gibson, K. Gibson, C. Ginsburg, K. Giolo, M. Giordani, G. Giurgiu, V. Glagolev, D. Glenzinski, M. Gold, N. Goldschmidt, D. Goldstein, J. Goldstein, G. Gomez, G. Gomez-Ceballos, M. Goncharov, O. Gonzalez, I. Gorelov, A. T. Goshaw, Y. Gotra, K. Goulianos, A. Gresele, M. Griffiths, C. Grosso-Pilcher, M. Guenther, J. G. da Costa, C. Haber, K. Hahn, S. R. Hahn, E. Halkiadakis, A. Hamilton, R. Handler, F. Happacher, K. Hara, M. Hare, R. F. Harr, R. M. Harris, F. Hartmann, K. Hatakeyama, J. Hauser, C. Hays, H. Hayward, E. Heider, B. Heinemann, J. Heinrich, M. Hennecke, M. Herndon, C. Hill, D. Hirschbuehl, A. Hocker, K. D. Hoffman, A. Holloway, S. Hou, M. A. Houlden, B. T. Huffman, Y. Huang, R. E. Hughes, J. Huston, K. Ikado, J. Incandela, G. Introzzi, M. Iori, Y. Ishizawa, C. Issever, A. Ivanov, Y. Iwata, B. Iyutin, E. James, D. Jang, J. Jarrell, D. Jeans, H. Jensen, E. J. Jeon, M. Jones, K. K. Joo, S. Jun, T. Junk, T. Kamon, J. Kang, M. K. Unel, P. E. Karchin, S. Kartal, Y. Kato, H. Kemp, R. Kephart, U. Kerzel, V. Khotilovich, B. Kilminster, D. H. Kim, H. S. Kim, J. E. Kim, M. J. Kim, M. S. Kim, S. B. Kim, S. H. Kim, T. H. Kim, Y. K. Kim, B. T. King, M. Kirby, L. Kirsch, S. Klimenko, B. Knuteson, B. R. Ko, H. Kobayashi, P. Koehn, D. J. Kong, K. Kondo, J. Konigsberg, K. Kordas, A. Korn, A. Korytov, K. Kotelnikov, A. V. Kotwal, A. Kovalev, J. Kraus, I. Kravchenko, A. Kreymer, J. Kroll, M. Kruse, V. Krutelyov, S. E. Kuhlmann, N. Kuznetsova, A. T. Laasanen, S. Lai, S. Lami, S. Lammel, J. Lancaster, M. Lancaster, R. Lander, K. Lannon, A. Lath, G. Latino, R. Lauhakangas, I. Lazzizzera, Y. Le, C. Lecci, T. LeCompte, J. Lee, J. Lee, S. W. Lee, R. Lefevre, N. Leonardo, S. Leone, J. D. Lewis, K. Li, C. Lin, C. S. Lin, M. Lindgren, T. M. Liss, D. O. Litvintsev, T. Liu, Y. Liu, N. S. Lockyer, A. Loginov, M. Loreti, P. Loverre, R. S. Lu, D. Lucchesi, P. Lujan, P. Lukens, G. Lungu, L. Lyons, J. Lys, R. Lysak, D. MacQueen, R. Madrak, K. Maeshima, P. Maksimovic, L. Malferrari, G. Manca, R. Marginean, M. Martin, A. Martin, V. Martin, M. Martinez, T. Maruyama, H. Matsunaga, M. Mattson, P. Mazzanti, K. S. McFarland, D. McGivern, P. M. McIntyre, P. McNamara, R. McNulty, S. Menzemer, A. Menzione, P. Merkel, C. Mesropian, A. Messina, T. Miao, N. Miladinovic, L. Miller, R. Miller, J. S. Miller, R. Miquel, S. Miscetti, G. Mitselmakher, A. Miyamoto, Y. Miyazaki, N. Moggi, B. Mohr, R. Moore, M. Morello, A. Mukherjee, M. Mulhearn, T. Muller, R. Mumford, A. Munar, P. Murat, J. Nachtman, S. Nahn, I. Nakamura, I. Nakano, A. Napier, R. Napora, D. Naumov, V. Necula, F. Niell, J. Nielsen, C. Nelson, T. Nelson, C. Neu, M. S. Neubauer, C. Newman-Holmes, A. S. Nicollerat, T. Nigmanov, L. Nodulman, O. Norriella, K. Oesterberg, T. Ogawa, S. H. Oh, Y. D. Oh, T. Ohsugi, T. Okusawa, R. Oldeman, R. Orava, W. Orejudos, C. Pagliarone, F. Palmonari, R. Paoletti, V. Papadimitriou, S. Pashapour, J. Patrick, G. Pauletta, M. Paulini, T. Pauly, C. Paus, D. Pellett, A. Penzo, T. J. Phillips, G. Piacentino, J. Piedra, K. T. Pitts, C. Plager, A. Pompos, L. Pondrom, G. Pope, O. Poukhov, F. Prakoshyn, T. Pratt, A. Pronko, J. Proudfoot, F. Ptohos, G. Punzi, J. Rademacker, A. Raktine, S. Rappoccio, F. Ratnikov, H. Ray, A. Reichold, B. Reisert, V. Rekovic,

P. Renton, M. Rescigno, F. Rimondi, K. Rinnert, L. Ristori, W. J. Robertson, A. Robson, T. Rodrigo, S. Rolli, L. Rosenson, R. Roser, R. Rossin, C. Rott, J. Russ, A. Ruiz, D. Ryan, H. Saarikko, A. Safonov, R. St Denis, W. K. Sakumoto, G. Salamanna, D. Saltzberg, C. Sanchez, A. Sansoni, L. Santi, S. Sarkar, K. Sato, P. Savard, A. Savoy-Navarro, P. Schemitz, P. Schlabach, E. E. Schmidt, M. P. Schmidt, M. Schmitt, L. Scodellaro, A. Scribano, F. Scuri, A. Sedov, S. Seidel, Y. Seiya, F. Semeria, L. Sexton-Kennedy, I. Sfiligoi, M. D. Shapiro, T. Shears, P. F. Shepard, M. Shimojima, M. Shochet, Y. Shon, I. Shreyber, A. Sidoti, J. Siegrist, M. Siket, A. Sill, P. Sinervo, A. Sisakyan, A. Skiba, A. J. Slaughter, K. Sliwa, D. Smirnov, J. R. Smith, F. D. Snider, R. Snihur, S. V. Somalwar, J. Spalding, M. Spezziga, L. Spiegel, F. Spinella, M. Spiropulu, P. Squillacioti, H. Stadie, A. Stefanini, B. Stelzer, O. Stelzer-Chilton, J. Strologas, D. Stuart, A. Sukhanov, K. Sumorok, H. Sun, T. Suzuki, A. Taffard, R. Tafirout, S. F. Takach, H. Takano, R. Takashima, Y. Takeuchi, K. Takikawa, M. Tanaka, R. Tanaka, N. Tanimoto, S. Tapprogge, M. Tecchio, P. K. Teng, K. Terashi, R. J. Tesarek, S. Tether, J. Thom, A. S. Thompson, E. Thomson, P. Tipton, V. Tiwari, S. Tkaczyk, D. Toback, K. Tollefson, T. Tomura, D. Tonelli, M. Tonnesmann, S. Torre, D. Torretta, S. Tourneur, W. Trischuk, J. Tseng, R. Tsuchiya, S. Tsuno, D. Tsybychev, N. Turini, M. Turner, F. Ukegawa, T. Unverhau, S. Uozumi, D. Usynin, L. Vacavant, A. Vaiciulis, A. Varganov, E. Vataga, S. Vejcik, G. Velez, G. Veramendi, T. Vickey, R. Vidal, I. Vila, R. Vilar, I. Volobouev, M. von der Mey, P. Wagner, R. G. Wagner, R. L. Wagner, W. Wagner, R. Wallny, T. Walter, T. Yamashita, K. Yamamoto, Z. Wan, M. J. Wang, S. M. Wang, A. Warburton, B. Ward, S. Waschke, D. Waters, T. Watts, M. Weber, W. C. Wester, B. Whitehouse, A. B. Wicklund, E. Wicklund, H. H. Williams, P. Wilson, B. L. Winer, P. Wittich, S. Wolbers, M. Wolter, M. Worcester, S. Worm, T. Wright, X. Wu, F. Wurthwein, A. Wyatt, A. Yagil, U. K. Yang, W. Yao, G. P. Yeh, K. Yi, J. Yoh, P. Yoon, K. Yorita, T. Yoshida, I. Yu, S. Yu, Z. Yu, J. C. Yun, L. Zanello, A. Zanetti, I. Zaw, F. Zetti, J. Zhou, A. Zsenei, and S. Zucchelli

This paper is posted at Purdue e-Pubs.

http://docs.lib.purdue.edu/physics_articles/58

Measurement of the $t\bar{t}$ production cross section in $p\bar{p}$ collisions at $\sqrt{s}=1.96$ TeV using kinematic fitting of b -tagged lepton+jet events

D. Acosta,¹⁶ J. Adelman,¹² T. Affolder,⁹ T. Akimoto,⁵⁴ M. G. Albrow,¹⁵ D. Ambrose,⁴³ S. Amerio,⁴² D. Amidei,³³ A. Anastassov,⁵⁰ K. Anikeev,³¹ A. Annovi,⁴⁴ J. Antos,¹ M. Aoki,⁵⁴ G. Apollinari,¹⁵ T. Arisawa,⁵⁶ J-F. Arguin,³² A. Artikov,¹³ W. Ashmanskas,¹⁵ A. Attal,⁷ F. Azfar,⁴¹ P. Azzi-Bacchetta,⁴² N. Bacchetta,⁴² H. Bachacou,²⁸ W. Badgett,¹⁵ A. Barbaro-Galtieri,²⁸ G. J. Barker,²⁵ V. E. Barnes,⁴⁶ B. A. Barnett,²⁴ S. Baroiant,⁶ M. Barone,¹⁷ G. Bauer,³¹ F. Bedeschi,⁴⁴ S. Behari,²⁴ S. Belforte,⁵³ G. Bellettini,⁴⁴ J. Bellinger,⁵⁸ E. Ben-Haim,¹⁵ D. Benjamin,¹⁴ A. Beretvas,¹⁵ A. Bhatti,⁴⁸ M. Binkley,¹⁵ D. Bisello,⁴² M. Bishai,¹⁵ R. E. Blair,² C. Blocker,⁵ K. Bloom,³³ B. Blumenfeld,²⁴ A. Bocci,⁴⁸ A. Bodek,⁴⁷ G. Bolla,⁴⁶ A. Bolshov,³¹ P. S. L. Booth,²⁹ D. Bortoletto,⁴⁶ J. Boudreau,⁴⁵ S. Bourov,¹⁵ C. Bromberg,³⁴ E. Brubaker,¹² J. Budagov,¹³ H. S. Budd,⁴⁷ K. Burkett,¹⁵ G. Busetto,⁴² P. Bussey,¹⁹ K. L. Byrum,² S. Cabrera,¹⁴ P. Calafiura,²⁸ M. Campanelli,¹⁸ M. Campbell,³³ A. Canepa,⁴⁶ M. Casarsa,⁵³ D. Carlsmith,⁵⁸ S. Carron,¹⁴ R. Carosi,⁴⁴ M. Cavalli-Sforza,³ A. Castro,⁴ P. Catastini,⁴⁴ D. Cauz,⁵³ A. Cerri,²⁸ C. Cerri,⁴⁴ L. Cerrito,²³ J. Chapman,³³ C. Chen,⁴³ Y. C. Chen,¹ M. Chertok,⁶ G. Chiarelli,⁴⁴ G. Chlachidze,¹³ F. Chlebana,¹⁵ I. Cho,²⁷ K. Cho,²⁷ D. Chokheli,¹³ M. L. Chu,¹ S. Chuang,⁵⁸ J. Y. Chung,³⁸ W-H. Chung,⁵⁸ Y. S. Chung,⁴⁷ C. I. Ciobanu,²³ M. A. Ciocci,⁴⁴ A. G. Clark,¹⁸ D. Clark,⁵ M. Coca,⁴⁷ A. Connolly,²⁸ M. Convery,⁴⁸ J. Conway,⁶ B. Cooper,³⁰ M. Cordelli,¹⁷ G. Cortiana,⁴² J. Cranshaw,⁵² J. Cuevas,¹⁰ R. Culbertson,¹⁵ C. Currat,²⁸ D. Cyr,⁵⁸ D. Dagenhart,⁵ S. Da Ronco,⁴² S. D'Auria,¹⁹ P. de Barbaro,⁴⁷ S. De Cecco,⁴⁹ G. De Lentdecker,⁴⁷ S. Dell'Agello,¹⁷ M. Dell'Orso,⁴⁴ S. Demers,⁴⁷ L. Demortier,⁴⁸ M. Deninno,⁴ D. De Pedis,⁴⁹ P. F. Derwent,¹⁵ C. Dionisi,⁴⁹ J. R. Dittmann,¹⁵ P. Doksus,²³ A. Dominguez,²⁸ S. Donati,⁴⁴ M. Donega,¹⁸ J. Donini,⁴² M. D'Onofrio,¹⁸ T. Dorigo,⁴² V. Drollinger,³⁶ K. Ebina,⁵⁶ N. Eddy,²³ R. Ely,²⁸ R. Erbacher,⁶ M. Erdmann,²⁵ D. Errede,²³ S. Errede,²³ R. Eusebi,⁴⁷ H-C. Fang,²⁸ S. Farrington,²⁹ I. Fedorko,⁴⁴ R. G. Feild,⁵⁹ M. Feindt,²⁵ J. P. Fernandez,⁴⁶ C. Ferretti,³³ R. D. Field,¹⁶ I. Fiori,⁴⁴ G. Flanagan,³⁴ B. Flaughner,¹⁵ L. R. Flores-Castillo,⁴⁵ A. Foland,²⁰ S. Forrester,⁶ G. W. Foster,¹⁵ M. Franklin,²⁰ J. Freeman,²⁸ H. Frisch,¹² Y. Fujii,²⁶ I. Furic,¹² A. Gajjar,²⁹ A. Gallas,³⁷ J. Galyardt,¹¹ M. Gallinaro,⁴⁸ M. Garcia-Sciveres,²⁸ A. F. Garfinkel,⁴⁶ C. Gay,⁵⁹ H. Gerberich,¹⁴ D. W. Gerdes,³³ E. Gerchtein,¹¹ S. Giagu,⁴⁹ P. Giannetti,⁴⁴ A. Gibson,²⁸ K. Gibson,¹¹ C. Ginsburg,⁵⁸ K. Giolo,⁴⁶ M. Giordani,⁵³ G. Giurgiu,¹¹ V. Glagolev,¹³ D. Glenzinski,¹⁵ M. Gold,³⁶ N. Goldschmidt,³³ D. Goldstein,⁷ J. Goldstein,⁴¹ G. Gomez,¹⁰ G. Gomez-Ceballos,³¹ M. Goncharov,⁵¹ O. González,⁴⁶ I. Gorelov,³⁶ A. T. Goshaw,¹⁴ Y. Gotra,⁴⁵ K. Goulios,⁴⁸ A. Gresele,⁴ M. Griffiths,²⁹ C. Grosso-Pilcher,¹² M. Guenther,⁴⁶ J. Guimaraes da Costa,²⁰ C. Haber,²⁸ K. Hahn,⁴³ S. R. Hahn,¹⁵ E. Halkiadakis,⁴⁷ A. Hamilton,³² R. Handler,⁵⁸ F. Happacher,¹⁷ K. Hara,⁵⁴ M. Hare,⁵⁵ R. F. Harr,⁵⁷ R. M. Harris,¹⁵ F. Hartmann,²⁵ K. Hatakeyama,⁴⁸ J. Hauser,⁷ C. Hays,¹⁴ H. Hayward,²⁹ E. Heider,⁵⁵ B. Heinemann,²⁹ J. Heinrich,⁴³ M. Henneke,²⁵ M. Herndon,²⁴ C. Hill,⁹ D. Hirschbuehl,²⁵ A. Hocker,⁴⁷ K. D. Hoffman,¹² A. Holloway,²⁰ S. Hou,¹ M. A. Houlden,²⁹ B. T. Huffman,⁴¹ Y. Huang,¹⁴ R. E. Hughes,³⁸ J. Huston,³⁴ K. Ikado,⁵⁶ J. Incandela,⁹ G. Introzzi,⁴⁴ M. Iori,⁴⁹ Y. Ishizawa,⁵⁴ C. Issever,⁹ A. Ivanov,⁴⁷ Y. Iwata,²² B. Iyutin,³¹ E. James,¹⁵ D. Jang,⁵⁰ J. Jarrell,³⁶ D. Jeans,⁴⁹ H. Jensen,¹⁵ E. J. Jeon,²⁷ M. Jones,⁴⁶ K. K. Joo,²⁷ S. Jun,¹¹ T. Junk,²³ T. Kamon,⁵¹ J. Kang,³³ M. Karagoz Unel,³⁷ P. E. Karchin,⁵⁷ S. Kartal,¹⁵ Y. Kato,⁴⁰ Y. Kemp,²⁵ R. Kephart,¹⁵ U. Kerzel,²⁵ V. Khotilovich,⁵¹ B. Kilminster,³⁸ D. H. Kim,²⁷ H. S. Kim,²³ J. E. Kim,²⁷ M. J. Kim,¹¹ M. S. Kim,²⁷ S. B. Kim,²⁷ S. H. Kim,⁵⁴ T. H. Kim,³¹ Y. K. Kim,¹² B. T. King,²⁹ M. Kirby,¹⁴ L. Kirsch,⁵ S. Klimenko,¹⁶ B. Knuteson,³¹ B. R. Ko,¹⁴ H. Kobayashi,⁵⁴ P. Koehn,³⁸ D. J. Kong,²⁷ K. Kondo,⁵⁶ J. Konigsberg,¹⁶ K. Kordas,³² A. Korn,³¹ A. Korytov,¹⁶ K. Kotelnikov,³⁵ A. V. Kotwal,¹⁴ A. Kovalev,⁴³ J. Kraus,²³ I. Kravchenko,³¹ A. Kreymer,¹⁵ J. Kroll,⁴³ M. Kruse,¹⁴ V. Krutelyov,¹⁶ S. E. Kuhlmann,² N. Kuznetsova,¹⁵ A. T. Laasanen,⁴⁶ S. Lai,³² S. Lami,⁴⁸ S. Lammel,¹⁵ J. Lancaster,¹⁴ M. Lancaster,³⁰ R. Lander,⁶ K. Lannon,³⁸ A. Lath,⁵⁰ G. Latino,³⁶ R. Lauhakangas,²¹ I. Lazzizzera,⁴² Y. Le,²⁴ C. Lecci,²⁵ T. LeCompte,² J. Lee,²⁷ J. Lee,⁴⁷ S. W. Lee,⁵¹ R. Lefevre,³ N. Leonardo,³¹ S. Leone,⁴⁴ J. D. Lewis,¹⁵ K. Li,⁵⁹ C. Lin,⁵⁹ C. S. Lin,¹⁵ M. Lindgren,¹⁵ T. M. Liss,²³ D. O. Litvintsev,¹⁵ T. Liu,¹⁵ Y. Liu,¹⁸ N. S. Lockyer,⁴³ A. Loginov,³⁵ M. Loreti,⁴² P. Loverre,⁴⁹ R-S. Lu,¹ D. Lucchesi,⁴² P. Lujan,²⁸ P. Lukens,¹⁵ G. Lungu,¹⁶ L. Lyons,⁴¹ J. Lys,²⁸ R. Lysak,¹ D. MacQueen,³² R. Madrak,²⁰ K. Maeshima,¹⁵ P. Maksimovic,²⁴ L. Malferrari,⁴ G. Manca,²⁹ R. Marginean,³⁸ M. Martin,²⁴ A. Martin,⁵⁹ V. Martin,³⁷ M. Martínez,³ T. Maruyama,⁵⁴ H. Matsunaga,⁵⁴ M. Mattson,⁵⁷ P. Mazzanti,⁴ K. S. McFarland,⁴⁷ D. McGivern,³⁰ P. M. McIntyre,⁵¹ P. McNamara,⁵⁰ R. McNulty,²⁹ S. Menzemer,³¹ A. Menzione,⁴⁴ P. Merkel,¹⁵ C. Mesropian,⁴⁸ A. Messina,⁴⁹ T. Miao,¹⁵ N. Miladinovic,⁵ L. Miller,²⁰ R. Miller,³⁴ J. S. Miller,³³ R. Miquel,²⁸ S. Miscetti,¹⁷ G. Mitselmakher,¹⁶ A. Miyamoto,²⁶ Y. Miyazaki,⁴⁰ N. Moggi,⁴ B. Mohr,⁷ R. Moore,¹⁵ M. Morello,⁴⁴ A. Mukherjee,¹⁵ M. Mulhearn,³¹ T. Muller,²⁵ R. Mumford,²⁴ A. Munar,⁴³ P. Murat,¹⁵ J. Nachtman,¹⁵ S. Nahn,⁵⁹ I. Nakamura,⁴³ I. Nakano,³⁹ A. Napier,⁵⁵ R. Nاپora,²⁴ D. Naumov,³⁶ V. Necula,¹⁶ F. Niell,³³ J. Nielsen,²⁸ C. Nelson,¹⁵ T. Nelson,¹⁵ C. Neu,⁴³

M. S. Neubauer,⁸ C. Newman-Holmes,¹⁵ A-S. Nicollerat,¹⁸ T. Nigmanov,⁴⁵ L. Nodulman,² O. Norriella,³ K. Oesterberg,²¹ T. Ogawa,⁵⁶ S. H. Oh,¹⁴ Y. D. Oh,²⁷ T. Ohsugi,²² T. Okusawa,⁴⁰ R. Oldeman,⁴⁹ R. Orava,²¹ W. Orejudos,²⁸ C. Pagliarone,⁴⁴ F. Palmonari,⁴⁴ R. Paoletti,⁴⁴ V. Papadimitriou,¹⁵ S. Pashapour,³² J. Patrick,¹⁵ G. Pauletta,⁵³ M. Paulini,¹¹ T. Pauly,⁴¹ C. Paus,³¹ D. Pellett,⁶ A. Penzo,⁵³ T. J. Phillips,¹⁴ G. Piacentino,¹³ J. Piedra,¹⁰ K. T. Pitts,²³ C. Plager,⁷ A. Pompoš,⁴⁶ L. Pondrom,⁵⁸ G. Pope,⁴⁵ O. Poukhov,¹³ F. Prakoshyn,¹³ T. Pratt,²⁹ A. Pronko,¹⁶ J. Proudfoot,² F. Ptohos,¹⁷ G. Punzi,⁴⁴ J. Rademacker,⁴¹ A. Rakitine,³¹ S. Rappoccio,²⁰ F. Ratnikov,⁵⁰ H. Ray,³³ A. Reichold,⁴¹ B. Reisert,¹⁵ V. Rekovic,³⁶ P. Renton,⁴¹ M. Rescigno,⁴⁹ F. Rimondi,⁴ K. Rinnert,²⁵ L. Ristori,⁴⁴ W. J. Robertson,¹⁴ A. Robson,⁴¹ T. Rodrigo,¹⁰ S. Rolli,⁵⁵ L. Rosenson,³¹ R. Roser,¹⁵ R. Rossin,⁴² C. Rott,⁴⁶ J. Russ,¹¹ A. Ruiz,¹⁰ D. Ryan,⁵⁵ H. Saarikko,²¹ A. Safonov,⁶ R. St. Denis,¹⁹ W. K. Sakumoto,⁴⁷ G. Salamanna,⁴⁹ D. Saltzberg,⁷ C. Sanchez,³ A. Sansoni,¹⁷ L. Santi,⁵³ S. Sarkar,⁴⁹ K. Sato,⁵⁴ P. Savard,³² A. Savoy-Navarro,¹⁵ P. Schemitz,²⁵ P. Schlabach,¹⁵ E. E. Schmidt,¹⁵ M. P. Schmidt,⁵⁹ M. Schmitt,³⁷ L. Scodellaro,⁴² A. Scribano,⁴⁴ F. Scuri,⁴⁴ A. Sedov,⁴⁶ S. Seidel,³⁶ Y. Seiya,⁴⁰ F. Semeria,⁴ L. Sexton-Kennedy,¹⁵ I. Sfiligoi,¹⁷ M. D. Shapiro,²⁸ T. Shears,²⁹ P. F. Shepard,⁴⁵ M. Shimojima,⁵⁴ M. Shochet,¹² Y. Shon,⁵⁸ I. Shreyber,³⁵ A. Sidoti,⁴⁴ J. Siegrist,²⁸ M. Siket,¹ A. Sill,⁵² P. Sinervo,³² A. Sisakyan,¹³ A. Skiba,²⁵ A. J. Slaughter,¹⁵ K. Sliwa,⁵⁵ D. Smirnov,³⁶ J. R. Smith,⁶ F. D. Snider,¹⁵ R. Snihur,³² S. V. Somalwar,⁵⁰ J. Spalding,¹⁵ M. Spezziga,⁵² L. Spiegel,¹⁵ F. Spinella,⁴⁴ M. Spiropulu,⁹ P. Squillacioti,⁴⁴ H. Stadie,²⁵ A. Stefanini,⁴⁴ B. Stelzer,³² O. Stelzer-Chilton,³² J. Strologas,³⁶ D. Stuart,⁹ A. Sukhanov,¹⁶ K. Sumorok,³¹ H. Sun,⁵⁵ T. Suzuki,⁵⁴ A. Taffard,²³ R. Tafirout,³² S. F. Takach,⁵⁷ H. Takano,⁵⁴ R. Takashima,²² Y. Takeuchi,⁵⁴ K. Takikawa,⁵⁴ M. Tanaka,² R. Tanaka,³⁹ N. Tanimoto,³⁹ S. Tapprogge,²¹ M. Tecchio,³³ P. K. Teng,¹ K. Terashi,⁴⁸ R. J. Tesarek,¹⁵ S. Tether,³¹ J. Thom,¹⁵ A. S. Thompson,¹⁹ E. Thomson,⁴³ P. Tipton,⁴⁷ V. Tiwari,¹¹ S. Tkaczyk,¹⁵ D. Toback,⁵¹ K. Tollefson,³⁴ T. Tomura,⁵⁴ D. Tonelli,⁴⁴ M. Tönnemann,³⁴ S. Torre,⁴⁴ D. Torretta,¹⁵ S. Tourneur,¹⁵ W. Trischuk,³² J. Tseng,⁴¹ R. Tsuchiya,⁵⁶ S. Tsuno,³⁹ D. Tsybychev,¹⁶ N. Turini,⁴⁴ M. Turner,²⁹ F. Ukegawa,⁵⁴ T. Unverhau,¹⁹ S. Uozumi,⁵⁴ D. Usynin,⁴³ L. Vacavant,²⁸ A. Vaiciulis,⁴⁷ A. Varganov,³³ E. Vataga,⁴⁴ S. Vejcik III,¹⁵ G. Velev,¹⁵ G. Veramendi,²³ T. Vickey,²³ R. Vidal,¹⁵ I. Vila,¹⁰ R. Vilar,¹⁰ I. Volobouev,²⁸ M. von der Mey,⁷ P. Wagner,⁵¹ R. G. Wagner,² R. L. Wagner,¹⁵ W. Wagner,²⁵ R. Wallny,⁷ T. Walter,²⁵ T. Yamashita,³⁹ K. Yamamoto,⁴⁰ Z. Wan,⁵⁰ M. J. Wang,¹ S. M. Wang,¹⁶ A. Warburton,³² B. Ward,¹⁹ S. Waschke,¹⁹ D. Waters,³⁰ T. Watts,⁵⁰ M. Weber,²⁸ W. C. Wester III,¹⁵ B. Whitehouse,⁵⁵ A. B. Wicklund,² E. Wicklund,¹⁵ H. H. Williams,⁴³ P. Wilson,¹⁵ B. L. Winer,³⁸ P. Wittich,⁴³ S. Wolbers,¹⁵ M. Wolter,⁵⁵ M. Worcester,⁷ S. Worm,⁵⁰ T. Wright,³³ X. Wu,¹⁸ F. Würthwein,⁸ A. Wyatt,³⁰ A. Yagil,¹⁵ U. K. Yang,¹² W. Yao,²⁸ G. P. Yeh,¹⁵ K. Yi,²⁴ J. Yoh,¹⁵ P. Yoon,⁴⁷ K. Yorita,⁵⁶ T. Yoshida,⁴⁰ I. Yu,²⁷ S. Yu,⁴³ Z. Yu,⁵⁹ J. C. Yun,¹⁵ L. Zanello,⁴⁹ A. Zanetti,⁵³ I. Zaw,²⁰ F. Zetti,⁴⁴ J. Zhou,⁵⁰ A. Zsenei,¹⁸ and S. Zucchelli⁴

(CDF Collaboration)

¹*Institute of Physics, Academia Sinica, Taipei, Taiwan 11529, Republic of China*²*Argonne National Laboratory, Argonne, Illinois 60439, USA*³*Institut de Física d'Altes Energies, Universitat Autònoma de Barcelona, E-08193, Bellaterra (Barcelona), Spain*⁴*Istituto Nazionale di Fisica Nucleare, University of Bologna, I-40127 Bologna, Italy*⁵*Brandeis University, Waltham, Massachusetts 02254, USA*⁶*University of California at Davis, Davis, California 95616, USA*⁷*University of California at Los Angeles, Los Angeles, California 90024, USA*⁸*University of California at San Diego, La Jolla, California 92093, USA*⁹*University of California at Santa Barbara, Santa Barbara, California 93106, USA*¹⁰*Instituto de Física de Cantabria, CSIC-University of Cantabria, 39005 Santander, Spain*¹¹*Carnegie Mellon University, Pittsburgh, Pennsylvania 15213, USA*¹²*Enrico Fermi Institute, University of Chicago, Chicago, Illinois 60637, USA*¹³*Joint Institute for Nuclear Research, RU-141980 Dubna, Russia*¹⁴*Duke University, Durham, North Carolina 27708, USA*¹⁵*Fermi National Accelerator Laboratory, Batavia, Illinois 60510, USA*¹⁶*University of Florida, Gainesville, Florida 32611, USA*¹⁷*Laboratori Nazionali di Frascati, Istituto Nazionale di Fisica Nucleare, I-00044 Frascati, Italy*¹⁸*University of Geneva, CH-1211 Geneva 4, Switzerland*¹⁹*Glasgow University, Glasgow G12 8QQ, United Kingdom*²⁰*Harvard University, Cambridge, Massachusetts 02138, USA*²¹*The Helsinki Group: Helsinki Institute of Physics; and Division of High Energy Physics, Department of Physical Sciences, University of Helsinki, FIN-00044, Helsinki, Finland*²²*Hiroshima University, Higashi-Hiroshima 724, Japan*²³*University of Illinois, Urbana, Illinois 61801, USA*

- ²⁴The Johns Hopkins University, Baltimore, Maryland 21218, USA
²⁵Institut für Experimentelle Kernphysik, Universität Karlsruhe, 76128 Karlsruhe, Germany
²⁶High Energy Accelerator Research Organization (KEK), Tsukuba, Ibaraki 305, Japan
²⁷Center for High Energy Physics: Kyungpook National University, Taegu 702-701; Seoul National University, Seoul 151-742; and SungKyunKwan University, Suwon 440-746; Korea
²⁸Ernest Orlando Lawrence Berkeley National Laboratory, Berkeley, California 94720, USA
²⁹University of Liverpool, Liverpool L69 7ZE, United Kingdom
³⁰University College London, London WC1E 6BT, United Kingdom
³¹Massachusetts Institute of Technology, Cambridge, Massachusetts 02139, USA
³²Institute of Particle Physics: McGill University, Montréal, Canada H3A 2T8; and University of Toronto, Toronto, Canada M5S 1A7
³³University of Michigan, Ann Arbor, Michigan 48109, USA
³⁴Michigan State University, East Lansing, Michigan 48824, USA
³⁵Institution for Theoretical and Experimental Physics, ITEP, Moscow 117259, Russia
³⁶University of New Mexico, Albuquerque, New Mexico 87131, USA
³⁷Northwestern University, Evanston, Illinois 60208, USA
³⁸The Ohio State University, Columbus, Ohio 43210, USA
³⁹Okayama University, Okayama 700-8530, Japan
⁴⁰Osaka City University, Osaka 588, Japan
⁴¹University of Oxford, Oxford OX1 3RH, United Kingdom
⁴²University of Padova, Istituto Nazionale di Fisica Nucleare, Sezione di Padova-Trento, I-35131 Padova, Italy
⁴³University of Pennsylvania, Philadelphia, Pennsylvania 19104, USA
⁴⁴Istituto Nazionale di Fisica Nucleare, University and Scuola Normale Superiore of Pisa, I-56100 Pisa, Italy
⁴⁵University of Pittsburgh, Pittsburgh, Pennsylvania 15260, USA
⁴⁶Purdue University, West Lafayette, Indiana 47907, USA
⁴⁷University of Rochester, Rochester, New York 14627, USA
⁴⁸The Rockefeller University, New York, New York 10021, USA
⁴⁹Istituto Nazionale di Fisica Nucleare, Sezione di Roma 1, University di Roma "La Sapienza," I-00185 Roma, Italy
⁵⁰Rutgers University, Piscataway, New Jersey 08855, USA
⁵¹Texas A&M University, College Station, Texas 77843, USA
⁵²Texas Tech University, Lubbock, Texas 79409, USA
⁵³Istituto Nazionale di Fisica Nucleare, University of Trieste/ Udine, Italy
⁵⁴University of Tsukuba, Tsukuba, Ibaraki 305, Japan
⁵⁵Tufts University, Medford, Massachusetts 02155, USA
⁵⁶Waseda University, Tokyo 169, Japan
⁵⁷Wayne State University, Detroit, Michigan 48201, USA
⁵⁸University of Wisconsin, Madison, Wisconsin 53706, USA
⁵⁹Yale University, New Haven, Connecticut 06520, USA
- (Received 9 September 2004; published 14 April 2005)

We report a measurement of the $t\bar{t}$ production cross section using the CDF II detector at the Fermilab Tevatron. The data consist of events with an energetic electron or muon, missing transverse energy, and three or more hadronic jets, at least one of which is identified as a b -quark jet by reconstructing a secondary vertex. The background fraction is determined from a fit of the transverse energy of the leading jet. Using $162 \pm 10 \text{ pb}^{-1}$ of data, the total cross section is found to be $6.0 \pm 1.6(\text{stat.}) \pm 1.2(\text{syst.}) \text{ pb}$, which is consistent with the standard model prediction.

DOI: 10.1103/PhysRevD.71.072005

PACS numbers: 14.65.Ha, 13.85.Ni, 13.85.Qk

I. INTRODUCTION

The top quark is the most massive of nature's building blocks yet discovered. Because new physics associated with electroweak symmetry breaking will likely couple to an elementary particle in proportion to its mass, it is important to measure the top quark couplings as accurately as possible. In the strong interaction sector, the couplings are reflected in the $t\bar{t}$ production cross section in hadron collisions. Previous measurements were made in $p\bar{p}$ collisions at a center-of-mass energy of 1.8 TeV [1]. We recently reported a result [2], using data taken at 1.96 TeV

with the CDF II detector at the Tevatron collider, using the double leptonic decay mode of the top quark. Here we report a measurement of the $t\bar{t}$ production cross section using a different decay mode and a new method.

In order to measure the cross section, one first has to obtain a sample rich in top quarks and then determine the amount of background in the sample. We select events consistent with the decay chain $t\bar{t} \rightarrow WbW\bar{b} \rightarrow l\nu b q\bar{q}'\bar{b}$, where the charged lepton l is either an electron or muon. We start with events containing an energetic electron or muon, significant transverse momentum imbalance indicative of a noninteracting neutrino, and at least three had-

ronic jets. To enrich the sample in top quarks, we require that at least one jet contain a secondary vertex consistent with the decay of a B hadron.

Measurements in the past have relied on the ability of theoretical calculations to determine, for the background, the fraction of events that contain b -quark jets. In this paper, we instead measure the background fraction directly in the signal data sample. The transverse energy of the highest E_T jet [3] or the second highest E_T jet is a good discriminator between signal and background. Typically in a $t\bar{t}$ event, these jets are the primary decay products (b -jets) of the very heavy top quarks and thus have a hard E_T spectrum. For most of the background sources, however, they are produced as QCD radiation, resulting in a much softer bremsstrahlunglike E_T distribution. We use the leading jet E_T spectrum for the primary measurement of the signal fraction. The second leading jet distribution is used to check the result.

In order to obtain the background spectrum, we need data that are kinematically similar to our final sample, but which do not have significant $t\bar{t}$ contamination. We show that the leading jet E_T spectra for the background processes are similar whether or not the events contain b -quark jets. Then the nonheavy flavor spectrum becomes the background template for measuring the $t\bar{t}$ fraction in the signal sample.

We use the HERWIG [4] and PYTHIA [5] Monte Carlo calculations followed by a simulation of the CDF II detector to obtain the $t\bar{t}$ signal behavior. The soft E_T spectrum of the parton showers in these Monte Carlo models is not relevant for the signal shape. To test that our method is plausible, we study the background shape using the ALPGEN + HERWIG Monte Carlo [6]. ALPGEN provides a harder and more realistic jet E_T spectrum. For the study of b -jet identification, the PYTHIA calculation is used.

II. DETECTOR

The CDF II detector [7] is an azimuthally and forward-backward symmetric apparatus designed to study $p\bar{p}$ collisions at the Fermilab Tevatron. It consists of a magnetic spectrometer surrounded by calorimeters and muon chambers. The charged particle tracking system is immersed in a 1.4 T magnetic field parallel to the p and \bar{p} beams. A 700 000-channel silicon microstrip detector (SVX + ISL) provides tracking over the radial range from 1.5 to 28 cm. A 3.1 m long open-cell drift chamber, the Central Outer Tracker (COT), covers the radial range from 40 to 137 cm. The COT provides up to 96 measurements of the track position with alternating axial and 2° stereo superlayers of 12 wires each. The fiducial region of the silicon detector extends to $|\eta| \sim 2$, while the COT provides coverage for $|\eta| \leq 1$.

Segmented electromagnetic and hadronic calorimeters surround the tracking system and measure the energy of

interacting particles. The electromagnetic and hadronic calorimeters are lead-scintillator and iron-scintillator sampling devices, respectively, covering the pseudorapidity range $|\eta| < 3.6$. The electromagnetic calorimeters are instrumented with proportional and scintillating strip detectors that measure the transverse profile of electromagnetic shower candidates at a depth corresponding to the shower-maximum. Drift chambers located outside the central hadron calorimeters and behind a 60 cm iron shield detect muons with $|\eta| < 0.6$. Additional drift chambers and scintillation counters detect muons in the region $0.6 < |\eta| < 1.0$. Gas Cherenkov counters measure the average number of inelastic $p\bar{p}$ collisions and thereby determine the luminosity with the coverage $3.7 < |\eta| < 4.7$.

The results reported here are based on data taken in Fermilab Collider Run II between March, 2002 and September, 2003. The integrated luminosity is 162 pb^{-1} for events selected with an electron or central muon. For muon events with $|\eta|$ between 0.6 and 1.0, the integrated luminosity is 150 pb^{-1} .

III. EVENT SELECTION

A. Lepton trigger

CDF employs a three level trigger system, the first two consisting of special purpose hardware and the third a farm of computers. For the electron top sample, the level-1 trigger requires a track of $P_T > 8 \text{ GeV}/c$ matched to an electromagnetic calorimeter cell containing $E_T > 8 \text{ GeV}$ with a small amount of energy in the hadronic cell behind it. Calorimeter energy clustering is done at level-2, and the $\geq 8 \text{ GeV}/c$ track must be matched to an electromagnetic cluster with E_T above 16 GeV. At level-3, a reconstructed electron candidate with $E_T > 18 \text{ GeV}$ is required. The $P_T > 18 \text{ GeV}/c$ level-3 muon triggers come directly from two level-1 triggers: a track with $P_T > 4 \text{ GeV}/c$ is matched to a stub in the central muon chambers; or a track with $P_T > 8 \text{ GeV}/c$ is matched to a stub in the $0.6 < |\eta| < 1.0$ muon chambers.

B. W + jets selection

After full event reconstruction, we require lepton candidates to pass identification criteria and to be isolated from other energy deposits in the calorimeter. The event selection criteria are the same as those in Ref. [8], where they are described in detail. Electron candidates must have a well-measured track pointing at a cluster of energy in the calorimeter with $E_T > 20 \text{ GeV}$. The lateral and transverse shower size in the calorimeters as well as the transverse profile in the shower-maximum detectors must be consistent with an electromagnetic cascade. Muon candidates with $P_T > 20 \text{ GeV}/c$ must pass through calorimeter cells whose energy deposition is consistent with the ionization of a muon, and the reconstructed position of the track

segment in the muon chambers is required to be consistent with multiple Coulomb scattering of the extrapolated track from the COT. Lepton candidates must also be isolated. Isolation (I) is defined as the ratio between calorimeter energy in a cone of radius 0.4 in the η - ϕ plane around the lepton, but excluding the lepton, divided by the lepton energy. We require $I \leq 0.1$. In addition, all candidate events must have $\cancel{E}_T > 20$ GeV. The \cancel{E}_T is corrected for both muon momentum and the position of the $p\bar{p}$ collision point. Jets are found using a fixed-cone algorithm with a cone radius of 0.4 in η - ϕ space. To obtain the correct jet energy, this analysis applies three corrections after jet clustering. We correct for detector response variations in η , detector stability, and a correction for multiple interactions in an event. For this analysis, jets are counted if they have $E_T > 15$ GeV and $|\eta| < 2.0$ after all the corrections are applied. We select events with three or more jets to retain high acceptance for $t\bar{t}$ events, allowing one jet to fail our E_T or η requirement.

C. b -jet identification

In this sample, the major background to $t\bar{t}$ is the electroweak production of a W boson with hadron jets produced by QCD. These W + jets events usually contain only light quark and gluon jets, whereas signal events always contain two b -quark jets. Thus identification of b -jets (b -tag) provides a significant increase in the signal-to-background ratio.

We identify b -quark jets through the metastable B hadrons in the jet fragmentation. Their ~ 1 ps lifetime translates into a secondary vertex a few millimeters from the primary interaction. We use the excellent position resolution of the SVX + ISL to find these secondary vertices. The algorithm [9] proceeds as follows: (i) select at least two good tracks in a jet with both COT and SVX + ISL information, (ii) search for a high quality secondary vertex using the selected tracks, (iii) measure the distance in the transverse plane (L_T) between the primary and the secondary vertices, and (iv) accept the secondary vertex if $L_T/\sigma(L_T) > 3$, where $\sigma(L_T)$ is the L_T resolution.

Based on simulation of the b -tagging algorithm, we determined that requiring at least one of the jets in an event to be tagged as a b -jet is expected to retain 53% of the top quark events while removing more than 95% of the background events [9]. The measured cross section depends on the value of the b -tagging efficiency used to extract it. The difference between the efficiency in the simulation and that in data has been measured with a b -enriched sample of dijet events in which an electron is found in one jet (e-jet) and a secondary vertex is found in the other jet. From the fraction of e-jets that have an observed secondary vertex, we find that the simulation has a b -tag efficiency higher than the data by 21%, a factor that is independent of jet E_T [9]. This difference is corrected for in Sec. VIA and the uncertainty is discussed in Sec. VIB.

IV. BACKGROUND DETERMINATION

There are several background sources in the b -tagged $l + \cancel{E}_T + \geq 3$ jets sample. We give their approximate contributions to the total background, obtained from both data and theoretical calculations, although the precise composition is not needed for this analysis because the spectra are very similar to each other. The sources are the production of a W boson accompanied by the QCD production of heavy flavor quarks (W + HF: $\sim 40\%$ of the total number of the background events in $W + \geq 3$ jets), misidentification in b -jet tagging mainly due to track and vertex resolution (mistag: $\sim 30\%$), a fake W boson associated with a real or fake lepton (non- W : $\sim 20\%$), diboson production ($WW/WZ/ZZ$) and electroweak $t\bar{b}$ production (diboson + single top: $\sim 10\%$) [9].

A. Method

We find that the leading jet E_T is the best discriminant between the signal and background among single jet E_T variables after considering both statistical and systematic effects, including the difference between Leading-Order (LO) and a Next-to-Leading-Order (NLO) simulation [10]. Consequently we use the shape of the leading jet E_T spectrum to determine the signal and background fractions. For the background, we extract from data the shape for all of the sources except for the small diboson and single-top components. We assume that the W + HF and mistag shapes are the same, so that we can extract that distribution from the background-rich sample of events in which no jet is b -tagged. To avoid subtle kinematic differences based on jet rapidity, we still require that at least one jet is taggable, i.e., has at least two good tracks that pass through the SVX + ISL detector. The assumption that the leading jet E_T in W + multijet events is independent of the flavor content of the jets is first studied in Monte Carlo simulations and then tested using events containing a W boson and either 1 or 2 jets (see Sec. IV B).

Figure 1 shows the shape comparison of the highest jet E_T between W + three light flavor jets (W + LF) and the various heavy flavor contributions as predicted by ALPGEN + HERWIG Monte Carlo calculation followed by a simulation of the CDF II detector. In W + HF cases, at least one jet is required to be b -tagged, while for W + LF, we require that at least one jet is taggable. We then correct the W + LF shape for the slight E_T dependence in the b -tag efficiency, which is taken from simulation (Fig. 2).

The effect of the b -tagging algorithm could be different for W + HF, where a real b -jet is tagged, and W + LF, where a fake tag is found. However the E_T dependences of the tagging efficiency and mistag probability are similar. Figure 3 compares W + HF events with a b -tag to W + LF after applying the mistag probability measured in jet data. The agreement is good.

The other large background comes from events that do not contain a W boson. The lepton candidate is either

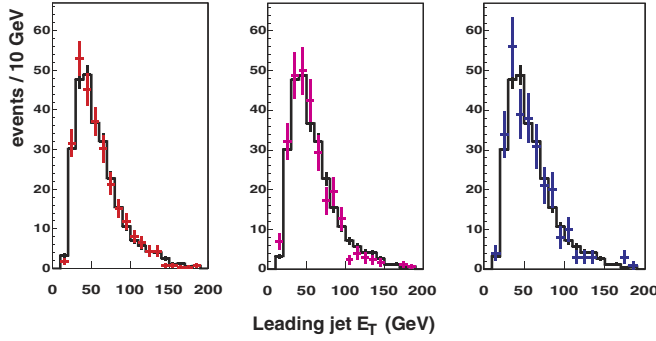


FIG. 1 (color online). The leading jet E_T spectrum for W plus three light flavor jets (solid histogram in all plots) compared to $Wb\bar{b}$ plus one light quark (left), Wc plus two light quarks (center), and $Wc\bar{c}$ plus one light quark (right). These are ALPGEN + HERWIG Monte Carlo calculations followed by a simulation of the CDF II detector. (normalized by area)

misidentified or due to semileptonic decay in a b - or c -jet. Such leptons are typically not isolated in the calorimeter. Consequently the shape of the leading jet E_T spectrum for non- W events is determined from events that still have large missing transverse energy ($\cancel{E}_T > 20$ GeV), but whose lepton is not isolated. We assume that the leading jet E_T shape of this sample is the same as for the non- W background events in the signal region since lepton isolation is not correlated with the E_T of other jets in an event. The non- W background distribution is added to the other backgrounds with a relative normalization taken from absolute estimates of the various background sources. However, since the non- W jet E_T spectrum is very similar to those in the W + HF and mistag backgrounds, the final result is insensitive to the non- W fraction. A systematic uncertainty is taken based on a large variation in this background fraction.

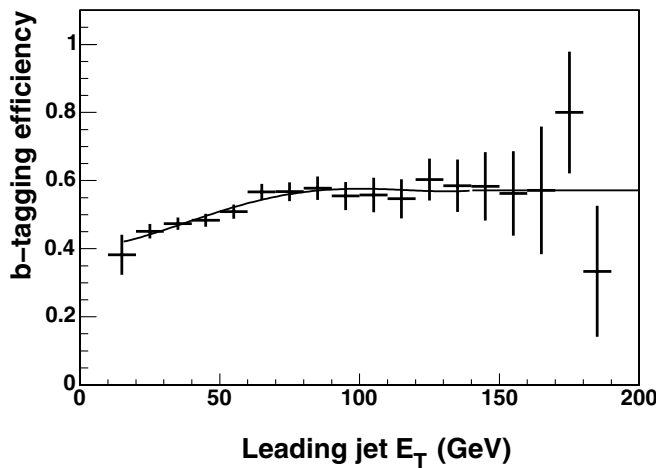


FIG. 2. The efficiency of b -jet identification as a function of the leading jet E_T derived from ALPGEN $Wb\bar{b}$ Monte Carlo in the $W + \geq 3$ -jet sample. The curve is a fourth-degree polynomial fit below 140 GeV.

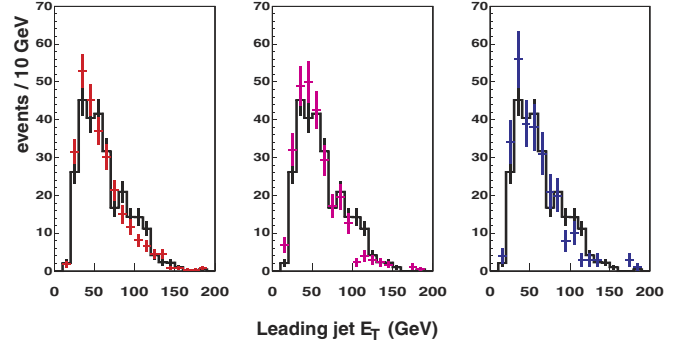


FIG. 3 (color online). The leading jet E_T spectrum for mistagged W plus three light flavor jets (solid histogram in all plots) compared to $Wb\bar{b}$ plus one light quark (left), Wc plus two light quarks (center), and $Wc\bar{c}$ plus one light quark (right) in W + 3 or more jets sample. For W + HF sample, we require at least one tagged b -jet. Note that the mistag prediction is realistic since it is obtained from jet data.

The spectra from diboson and single top production are estimated from ALPGEN+ HERWIG Monte Carlo calculations. The leading jet E_T spectrum from single top production is added to the total background shape using the theoretical cross section, which is 6% of the total background, while the diboson spectra are neglected because these spectra are similar to the other dominant background sources, and their contribution is expected to be small, $\sim 3.0\%$ [11].

B. Test using W +1-jet and W +2-jet data

The performance of the background modeling is tested using events containing a high P_T lepton, large \cancel{E}_T , and either 1 or 2 jets (recall the signal sample has 3 or more jets). This sample contains all of the signal region back-

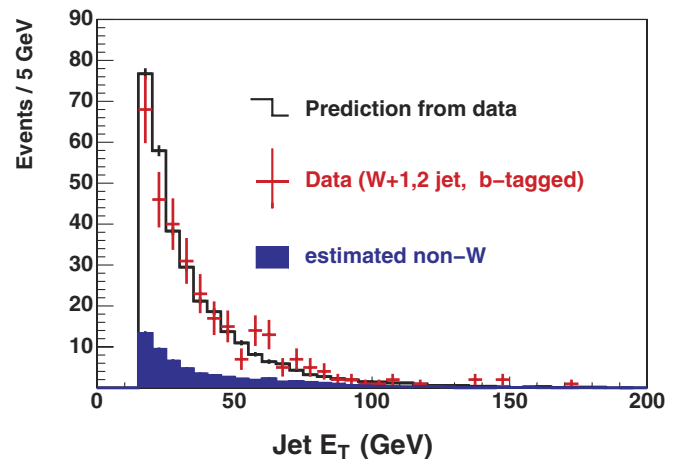


FIG. 4 (color online). The jet E_T distribution for the 309 jets in the W + 1 and 2 jet data sample. The open histogram is the total background prediction, with the dark shaded region the non- W component. The data points are the b -tagged events with statistical error bars.

ground sources, but the $t\bar{t}$ contribution is small, only $\sim 4\%$. A similar procedure is applied here as in the $W + \geq 3$ -jet sample. The dominant background shape is taken from events without a b -tag, but with at least one taggable jet, and then a non- W contribution is added with a fraction ($\sim 15.2\%$) determined from absolute background estimates [9]. A correction is made for the E_T dependence of the b -tagging efficiency. The resulting spectrum should agree well with that of the b -tagged events if our method is valid. Figure 4 shows the results using 309 jets in the $W + 1$ and 2 jet samples. The agreement is good, with a Kolmogorov-Smirnov (KS) test probability of 18%. This value is not the KS probability itself but the p-value based on pseudoexperiments using the maximum difference of the accumulating distributions.

C. Background shape in the $W + \geq 3$ -jet sample

The E_T spectra of the four main backgrounds in the signal sample, $W + \geq 3$ jets, are shown in Fig. 5. The dominant contribution is taken from the non- b -tagged events ($W + \text{HF}$, mistag). These spectra have been corrected for the shape of the b -tag efficiency, which has been determined from simulation, and is shown in Fig. 2 as a function of the jet E_T . The small $t\bar{t}$ contamination, $\sim 6\%$, in the non- b -tagged sample is subtracted iteratively, as described below, so that the amount of this contamination is consistent with the final $t\bar{t}$ cross section. The non- W component is 21% of the total and is shown as the shaded portion. The small contribution from single-top production is then added, and the diboson components ($WW/WZ/ZZ$) are neglected as noted above.

As indicated above, the shape change due to the application of the b -tagging algorithm is applied to the background spectra. The efficiency of the algorithm is defined as the number of events that have at least one b -tagged jet divided by the number having at least one taggable jet. This

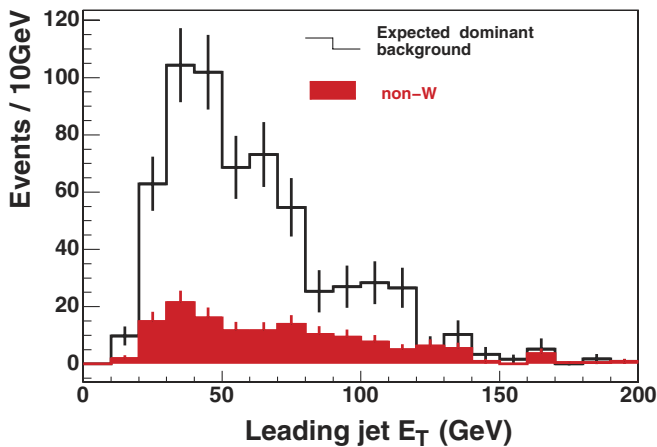


FIG. 5 (color online). The calculated dominant background shape ($W + \text{HF}$, mistag, non- W) in $W + \geq 3$ jets sample. The shaded part is the non- W portion. Error bars are statistical only.

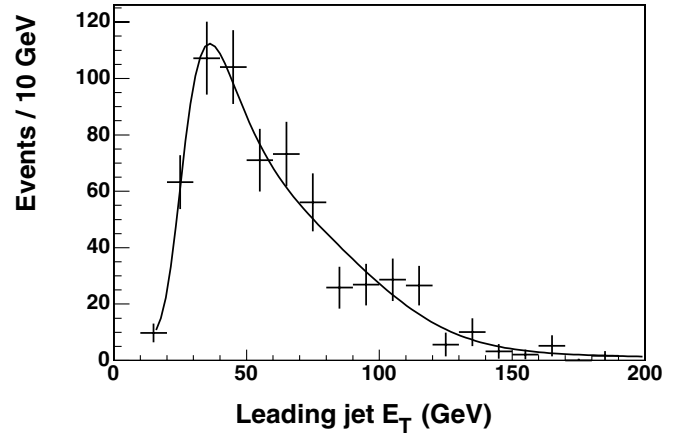


FIG. 6. The calculated leading jet E_T distribution for the background in the $W + \geq 3$ -jet sample. The fitted curve shows the Landau plus Gaussian function that is employed in the final unbinned likelihood fit.

function, which drops at very low E_T , is fit to a fourth-degree polynomial below 140 GeV and a flat line above 140 GeV. Possible variations in this shape are considered as a systematic uncertainty on the cross section measurement. Note that only the shape, not the absolute efficiency, is used here.

The final background shape is shown in Fig. 6. We fit this shape for use in the final unbinned log-likelihood fit using a Landau distribution plus a Gaussian function. The fitted parameters are summarized in Table I, and the fit result is shown in Fig. 6. The $\chi^2/d.o.f.$ for the agreement between the fit function and the data points is 11.4/10.

V. SIGNAL FRACTION

We use a HERWIG Monte Carlo calculation followed by a full detector simulation to obtain the $t\bar{t}$ signal shape. Figure 7 shows the predicted leading jet E_T distribution for $t\bar{t}$ events. It is significantly harder than the background spectrum, making it possible to separate the two contributions using a fit to the data. The spectrum in Fig. 7 is fit to a

TABLE I. Presented in this table are the fit parameters used to describe the background probability density function shown in Fig. 6. (L) and (G) refer to the Landau function and Gaussian parameters, respectively. The variable MPV represents the most probable value of Landau function. The means and sigmas are expressed in GeV.

Parameters	Values
height(G)	30.80 ± 10.27
mean(G)	66.71 ± 7.4
sigma(G)	32.77 ± 5.6
height(L)	512.8 ± 79.2
MPV(L)	37.0 ± 3.6
sigma(L)	7.67 ± 1.5

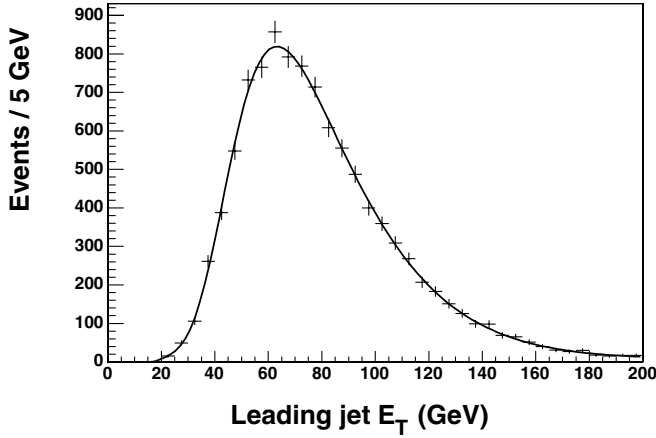


FIG. 7. The simulated leading jet E_T spectrum for $t\bar{t}$ events for the top mass $175 \text{ GeV}/c^2$. The smooth curve is a fit to a Landau distribution plus two Gaussians.

Landau distribution plus two Gaussians ($\chi^2/d.o.f. = 19.9/28$). The fitted parameters are shown in Table II.

To fit the data to a sum of the signal and background templates, we use an unbinned likelihood fit with the following form.

$$\begin{aligned} \mathcal{L} &= \prod_{i=1}^N P(E_{Ti}; R) \\ &= \prod_{i=1}^N [R P_{\text{signal}}(E_{Ti}) + (1 - R) P_{\text{background}}(E_{Ti})] \end{aligned}$$

where the signal fraction $R = \frac{N_{\text{signal}}}{N_{\text{signal}} + N_{\text{background}}}$ is the one free parameter in the fit, $P_{\text{signal}}(E_{Ti})$ is the signal probability density as a function of E_T , and $P_{\text{background}}(E_{Ti})$ is that of the background. We tested the ability of this fit procedure to report correct values of the signal fraction and its uncertainty using a large number of Monte Carlo pseudoexperiments. Each pseudoexperiment used the number of signal and background events in our data sample and

TABLE II. Fit parameters for the $t\bar{t}$ leading jet E_T distribution in Fig. 7 using two Gaussians and a Landau distribution. (L) and (G) refer to the Landau and Gaussian parameters, respectively. The variable MPV represents the most probable value of Landau function. The means and sigmas are expressed in GeV.

Parameters	Values
height(G1)	200.8 ± 26.0
mean(G1)	60.0 ± 5.0
sigma(G1)	35.6 ± 1.1
height(G2)	-109.9 ± 8.3
mean(G2)	-76.1 ± 6.5
sigma(G2)	192.9 ± 14.3
height(L)	3913.5 ± 192.8
MPV(L)	65.8 ± 1.1
sigma(L)	13.9 ± 0.6

used a range of signal fractions (R) centered around the value found from our fit to the data.

As mentioned above, there is a small $t\bar{t}$ contamination in the untagged data sample that is used to create the background template. The amount of $t\bar{t}$ that is subtracted when making the template is determined by an iterative process. Initially the fit is done without removing a $t\bar{t}$ component from the background template. The number of top events reported by the fit is used along with the b -tagging efficiency to calculate the number of top events in the untagged sample. A $t\bar{t}$ subtraction in the background template is then made, and the data are refit. This $t\bar{t}$ contamination is determined to be small, $\sim 6\%$, thus only one iteration is necessary. The final background template after the iteration is shown in Fig. 6.

The result of the fit of the $W + \geq 3$ -jet data sample is shown in Fig. 8. The histogram contains the 57 data events in which at least one jet has been tagged as a b -jet. The solid curve is the best fit, with the individual components shown as dashed ($t\bar{t}$) and dot-dashed (background) curves. The insert contains $-\ln(\mathcal{L}/\mathcal{L}_{\text{max}})$ as a function of signal fraction. The signal fraction obtained is $R = 0.68^{+0.14}_{-0.16}$.

Although we selected the leading jet E_T as the fit variable *a priori*, we have studied other variables to check the robustness of the result. For the second leading jet E_T and the sum of the first and second leading jet E_T 's, we find signal fractions of $R = 0.75^{+0.11}_{-0.13}$ (Fig. 9) and $R = 0.65^{+0.14}_{-0.16}$ (Fig. 10), respectively. The agreement is good.

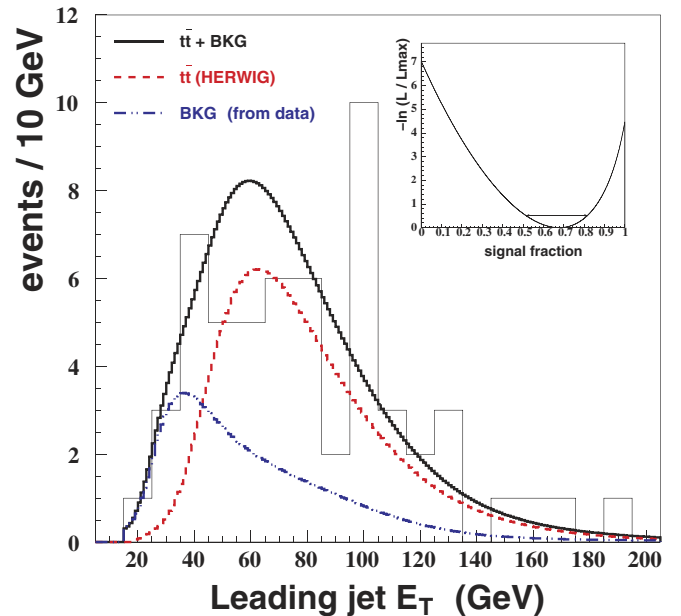


FIG. 8 (color online). The fifty-seven candidate events (histogram) with the best fit curve (solid). The best fit composition, $t\bar{t}$ (dashed) and background (dot-dashed), is also shown. The insert shows $-\ln(\mathcal{L}/\mathcal{L}_{\text{max}})$ as a function of the signal fraction.

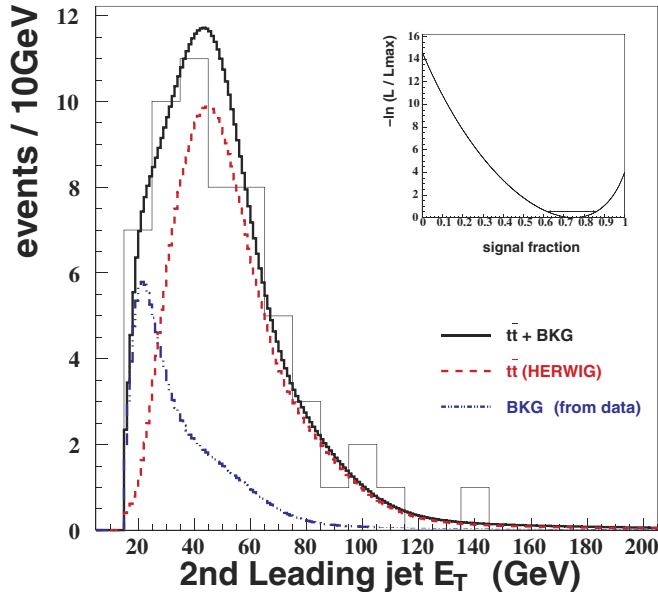


FIG. 9 (color online). The fit result using the second leading jet. The fifty-seven candidate events (histogram) with the best fit curve (solid). The best fit composition, $t\bar{t}$ (dashed) and background (dot-dashed), is also shown. The insert shows $-\ln(\mathcal{L}/\mathcal{L}_{\max})$ as a function of the signal fraction.

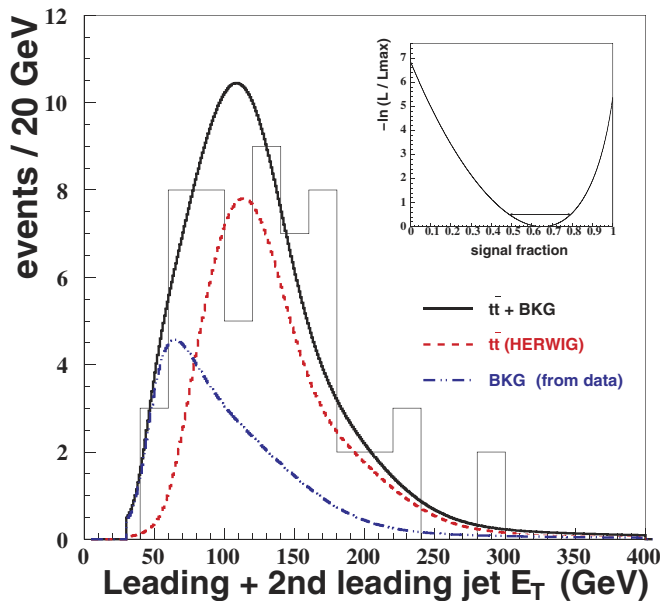


FIG. 10 (color online). The fit result using the sum of the leading and the second leading jets. The fifty-seven candidate events (histogram) with the best fit curve (solid). The best fit composition, $t\bar{t}$ (dashed) and background (dot-dashed), is also shown. The insert shows $-\ln(\mathcal{L}/\mathcal{L}_{\max})$ as a function of the signal fraction.

VI. $t\bar{t}$ CROSS SECTION

A. Acceptance and Efficiency

The $t\bar{t}$ cross section is obtained from the formula,

$$\sigma(t\bar{t}) = \frac{N_{\text{obs}} R_{\text{fit}}}{A_{t\bar{t}} \epsilon_{t\bar{t}} \int \mathcal{L} dt} \quad (1)$$

where N_{obs} is the number of candidate $W + \geq 3$ -jet events with at least one b -tagged jet (57 events), R_{fit} is the signal fraction determined from the likelihood fit ($0.68^{+0.14}_{-0.16}$), and $A_{t\bar{t}}$ is the geometric acceptance for $t\bar{t}$ events in the CDF II detector [8]. Note that this acceptance includes the branching ratios. The parameter $\epsilon_{t\bar{t}}$ is the detector efficiency for $t\bar{t}$ events [9], which includes the trigger, event vertex position, event b -tagging, and the lepton identification efficiencies. It also includes the effects due to photon conversion, cosmic ray, dilepton, and Z^0 boson removal. The quantity $\int \mathcal{L} dt$ is the integrated luminosity. The term $A_{t\bar{t}} \epsilon_{t\bar{t}}$ was determined from a PYTHIA Monte Carlo [5] calculation and detector simulation with a number of individual efficiency components determined from the data. The result for $A\epsilon$ is $4.02 \pm 0.03(\text{stat.}) \pm 0.43(\text{syst.})\%$. The electron (muon) channel contributes $\sim 57\%$ ($\sim 43\%$) of the total $A\epsilon$. All calculations have been done using a top quark mass of $175 \text{ GeV}/c^2$ [12]. Multiplying $A\epsilon$ by the integrated luminosity gives the denominator for Eq. (1), $6.42 \pm 0.8 \text{ pb}^{-1}$.

B. Systematic uncertainties

There are a number of sources of systematic uncertainty as summarized in Table III. Template shape uncertainties affect the signal fraction determination, while other effects mostly impact the acceptance. Systematic uncertainties in the signal fraction are determined by a series of pseudoexperiments in which the generated pseudodata are changed based on the systematics and then refit using the original templates. If the systematic uncertainty affects both the template shapes and the acceptance the uncertainty is taken to be 100% correlated.

The largest uncertainty originates from the effect of the jet energy scale on the $t\bar{t}$ simulation. This comes from a number of sources including modeling the relative calorimeter response as a function of η , the absolute hadron energy scale, the underlying event contribution, and jet fragmentation [8]. The largest contributions are due to the η correction of the jet energy and the energy scale uncertainty. The mean energy of the leading jet from top quark decay is varied by $\pm 6.1\%$, or about 5 GeV, and this effect contributes 15.3% to the final top cross section uncertainty. The jet energy scale uncertainty does not contribute to the background template shape systematic uncertainty largely because it is determined from the data.

There are uncertainties in both the absolute value and E_T dependence of the b -tag efficiencies, which are determined from b -jet rich and generic-jet control samples [9]. The uncertainty of the absolute b -tagging efficiency is domi-

TABLE III. Systematic uncertainties for the $t\bar{t}$ cross section are combined assuming different sources are uncorrelated, but shape and acceptance systematics from each individual source is 100% correlated.

Source	Shape	Acceptance	Total
jet energy scale	$\pm 10.8\%$	$\pm 4.5\%$	$\pm 15.3\%$
absolute b -tag effic.	–	$\pm 7.4\%$	$\pm 7.4\%$
background statistics	$+2.6\%$ -6.9%	–	$+2.6\%$ -6.9%
luminosity	–	$\pm 5.9\%$	$\pm 5.9\%$
lepton ID	–	$\pm 5.0\%$	$\pm 5.0\%$
b -tag effic. (E_T dependence)	$\pm 1.9\%$	$\pm 2.5\%$	$\pm 4.4\%$
parton distribution function	$\pm 3.4\%$	$\pm 0.8\%$	$\pm 4.2\%$
gluon radiation	$\pm 0.9\%$	$\pm 2.6\%$	$\pm 3.5\%$
non- W (shape)	$\pm 3.0\%$	–	$\pm 3.0\%$
other acceptance syst.	–	$\pm 2.0\%$	$\pm 2.0\%$
non- W (rate)	$\pm 1.5\%$	–	$\pm 1.5\%$
$t\bar{t}$ shape	$\pm 1.5\%$	–	$\pm 1.5\%$
$t\bar{b}$ (single top production)	$\pm 0.5\%$	–	$\pm 0.5\%$
total	$+12.4\%$ -13.9%	$\pm 12.3\%$	$+20.6\%$ -21.5%

nated by several sources: statistics of the control data and Monte Carlo sample, composition uncertainties of the control sample and the branching ratio of the b semileptonic decay. The ratio of the b -tag efficiency between the Monte Carlo and b -jet rich control data sample is formed, and we vary the value within the uncertainties to determine the change in cross section. The E_T dependence of the b -tag efficiency uncertainty is determined using the slope difference of two ratios. We form as a function of E_T the b -tag efficiency ratio from the generic-jet data and the Monte Carlo simulation (slope and uncertainty), and also from the b -jet rich data sample and Monte Carlo simulation. A weighted average of the two slopes is used to determine the overall slope uncertainty, which is then applied to the Monte Carlo simulation to determine the top quark cross section uncertainty.

The uncertainty in the background shape due to the statistics of the background sample is estimated with a series of pseudoexperiments in which the contents of each bin in Fig. 6 is varied independently according to Poisson statistics, with the resulting distribution refit to get a new background spectrum. The luminosity uncertainty comes predominantly from the uncertainty in the total inelastic cross section. Uncertainties in the lepton identification efficiency, which affect the acceptance, are determined from events using the unbiased tracks of $Z \rightarrow ll$ decays in events with multiple jets [8,9]. There are several other efficiency uncertainties due to the trigger efficiency, the photon conversion veto efficiency, the cosmic ray veto efficiency, and track finding efficiency. These systematic uncertainties are summarized in Table III.

The parton distribution functions for (anti-)protons affect not only the shape of the $t\bar{t}$ signal, but also the acceptances. These uncertainties are estimated by varying α_s and the parton distribution functions within the univer-

sal fit uncertainty. There are also uncertainties from the amount of gluon radiation in the Monte Carlo generators. The amount of initial state radiation is studied using high mass Drell-Yan dilepton data. The non- W contribution to the background shape has an uncertainty both in its relative amount (to the overall background) and its shape. The former is estimated by a $\pm 100\%$ variation in the amount of background measured from the nonisolated lepton sample. The shape uncertainty is measured by changing the nominal mixture of events containing nonisolated electron and muon candidates ($\sim 3.7:1$ electrons to muons) in the data control sample to either 100% electrons or 100% muons. The shapes are used in the fit and the change in top quark cross section is reported as the systematic uncertainty.

There are shape uncertainties for those spectra obtained from simulation: $t\bar{t}$ and electroweak $t\bar{b}$ production. The uncertainty due to the $t\bar{t}$ shape comes from the difference between PYTHIA [5] and HERWIG [4] simulations. The theoretical electroweak single top quark $t\bar{b}$ production cross section uncertainty is small, which is known to approximately 3% [13]. We conservatively apply an uncertainty of 30% to the single top cross section. A background shape uncertainty also results from the uncertainty in the size of the $t\bar{t}$ contamination in the taggable but untagged sample and is negligible as we discussed above. The shape difference between the mistag and $W + \text{HF}$, shown in Fig. 3, is small compared to other systematics.

VII. CONCLUSION

In conclusion, we have measured the $t\bar{t}$ production cross section in the lepton plus \cancel{E}_T plus jets channel. $W + \geq 3$ jets events were selected with at least one jet identified as a b -jet through secondary vertex reconstruction. Signal and

TABLE IV. The top mass dependence of the measured total $t\bar{t}$ cross section. The acceptance and the leading jet E_T shape depend on the top quark mass.

mass (GeV/ c^2)	170	175	180
cross section (pb)	$6.4^{+1.6+1.3}_{-1.7-1.4}$	$6.0^{+1.5+1.2}_{-1.6-1.3}$	$5.6^{+1.4+1.1}_{-1.5-1.2}$

background were separated using the shape of the leading jet E_T distribution. The measured total $t\bar{t}$ cross section is $6.0^{+1.5}_{-1.6}(\text{stat.})^{+1.2}_{-1.3}(\text{syst.})$ pb where we have assumed a top quark mass of 175 GeV/ c^2 [12]. This is consistent with the standard model prediction [14] and with the recent result from CDF in the dilepton channel ($7.0^{+2.4+1.6}_{-2.1-1.1} \pm 0.4$ pb) [2]. The measured cross section depends on the top mass since a heavier top produces more energetic jets. This affects both the signal-background shape discrimination and the acceptance. A change in the top mass of ± 5 GeV/ c^2 [12] alters the cross section by 6–8% as shown in Table IV.

This result also demonstrates that kinematic determination of the signal fraction using the leading jet E_T provides good signal-to-background discrimination. This technique can be used as an effective constraint in future $t\bar{t}$ measurements, such as the top quark mass. This method reduces the

sensitivity to statistical fluctuation of the background because the signal-to-noise ratio is determined from the top sample itself.

ACKNOWLEDGMENTS

We thank the Fermilab staff and the technical staffs of the participating institutions for their vital contributions. This work was supported by the U.S. Department of Energy and National Science Foundation; the Italian Istituto Nazionale di Fisica Nucleare; the Ministry of Education, Culture, Sports, Science and Technology of Japan; the Natural Sciences and Engineering Research Council of Canada; the National Science Council of the Republic of China; the Swiss National Science Foundation; the A.P. Sloan Foundation; the Bundesministerium fuer Bildung und Forschung, Germany; the Korean Science and Engineering Foundation and the Korean Research Foundation; the Particle Physics and Astronomy Research Council and the Royal Society, UK; the Russian Foundation for Basic Research; the Comision Interministerial de Ciencia y Tecnologia, Spain; and in part by the European Community's Human Potential Programme under contract HPRN-CT-2002-00292, Probe for New Physics.

-
- [1] CDF Collaboration, T. Affolder *et al.*, Phys. Rev. D **64**, 032002 (2001); D0 collaboration, V.M. Abazov *et al.*, Phys. Rev. D **67**, 012004 (2003).
- [2] D. Acosta *et al.*, Phys. Rev. Lett. **93**, 142001 (2004); CDF II Collaboration, D. Acosta, *et al.*, Report No. FERMILAB-PUB-04-051-E (unpublished); hep-ex/0404036.
- [3] We use a cylindrical coordinate system where θ is the polar angle to the proton beam from the event vertex, ϕ is the azimuthal angle about the beam axis, and pseudorapidity is defined $\eta = -\text{Intan}(\theta/2)$. We define transverse energy as $E_T = E \sin\theta$ and transverse momentum as $p_T = p \sin\theta$ where E is energy measured in the calorimeter and p is momentum measured by the spectrometer. Missing transverse energy, \cancel{E}_T , is $-\left|\sum_i E_T^i n_i\right|$, where n_i is the unit vector in the azimuthal plane that points from the beamline to the i th calorimeter tower.
- [4] G. Marchesini *et al.*, Comput. Phys. Commun. **67**, 465 (1992); G. Corcella *et al.*, J. High Energy Phys. 01 (2001) 010.
- [5] T. Sjöstrand *et al.*, Comput. Phys. Commun. **135**, 238 (2001).
- [6] M. L. Mangano *et al.*, J. High Energy Phys. 07 (2003) 001.
- [7] CDF collaboration, Report No. FERMILAB-PUB-96/390-E (unpublished).
- [8] CDF collaboration, D. Acosta *et al.*, Phys. Rev. D (to be published).
- [9] CDF collaboration, D. Acosta *et al.*, Phys. Rev. D **71**, 052003 (2005).
- [10] J. Campbell and J. Huston, Phys. Rev. D **70**, 094021 (2004).
- [11] J. M. Campbell and R. K. Ellis, Phys. Rev. D **60**, 113006 (1999);
- [12] The Top Averaging Group for the CDF and D0 collaborations, L. Demortier *et al.*, Report No. FERMILAB-TM-2084 (1999)
- [13] B. Harris *et al.*, Phys. Rev. D **66**, 054024, 2002 (unpublished).
- [14] M. Cacciari, S. Frixione, M. L. Mangano, P. Nason, and G. Ridolfi, J. High Energy Phys. 04 (2004) 068.