

Measurement of time-dependent CP asymmetries in $B^0 \rightarrow D^{(*)\pm} \pi^\mp$ and $B^0 \rightarrow D^\pm \rho^\mp$ decays

B. Aubert,¹ R. Barate,¹ D. Boutigny,¹ F. Couderc,¹ Y. Karyotakis,¹ J. P. Lees,¹ V. Poireau,¹ V. Tisserand,¹ A. Zghiche,¹ E. Grauges,² A. Palano,³ M. Pappagallo,³ J. C. Chen,⁴ N. D. Qi,⁴ G. Rong,⁴ P. Wang,⁴ Y. S. Zhu,⁴ G. Eigen,⁵ I. Ofte,⁵ B. Stugu,⁵ G. S. Abrams,⁶ M. Battaglia,⁶ D. S. Best,⁶ D. N. Brown,⁶ J. Button-Shafer,⁶ R. N. Cahn,⁶ E. Charles,⁶ C. T. Day,⁶ M. S. Gill,⁶ A. V. Gritsan,^{6,*} Y. Groysman,⁶ R. G. Jacobsen,⁶ J. A. Kadyk,⁶ L. T. Kerth,⁶ Yu. G. Kolomensky,⁶ G. Kukartsev,⁶ G. Lynch,⁶ L. M. Mir,⁶ P. J. Oddone,⁶ T. J. Orimoto,⁶ M. Pripstein,⁶ N. A. Roe,⁶ M. T. Ronan,⁶ W. A. Wenzel,⁶ M. Barrett,⁷ K. E. Ford,⁷ T. J. Harrison,⁷ A. J. Hart,⁷ C. M. Hawkes,⁷ S. E. Morgan,⁷ A. T. Watson,⁷ M. Fritsch,⁸ K. Goetzen,⁸ T. Held,⁸ H. Koch,⁸ B. Lewandowski,⁸ M. Pelizaeus,⁸ K. Peters,⁸ T. Schroeder,⁸ M. Steinke,⁸ J. T. Boyd,⁹ J. P. Burke,⁹ W. N. Cottingham,⁹ D. Walker,⁹ T. Cuhadar-Donszelmann,¹⁰ B. G. Fulsom,¹⁰ C. Hearty,¹⁰ N. S. Knecht,¹⁰ T. S. Mattison,¹⁰ J. A. McKenna,¹⁰ A. Khan,¹¹ P. Kyberd,¹¹ M. Saleem,¹¹ L. Teodorescu,¹¹ V. E. Blinov,¹² A. D. Bukin,¹² A. Buzykaev,¹² V. P. Druzhinin,¹² V. B. Golubev,¹² A. P. Onuchin,¹² S. I. Serednyakov,¹² Yu. I. Skovpen,¹² E. P. Solodov,¹² K. Yu. Todyshev,¹² M. Bondioli,¹³ M. Bruinsma,¹³ M. Chao,¹³ S. Curry,¹³ I. Eschrich,¹³ D. Kirkby,¹³ A. J. Lankford,¹³ P. Lund,¹³ M. Mandelkern,¹³ R. K. Mommsen,¹³ W. Roethel,¹³ D. P. Stoker,¹³ S. Abachi,¹⁴ C. Buchanan,¹⁴ S. D. Foulkes,¹⁵ J. W. Gary,¹⁵ O. Long,¹⁵ B. C. Shen,¹⁵ K. Wang,¹⁵ L. Zhang,¹⁵ D. del Re,¹⁶ H. K. Hadavand,¹⁶ E. J. Hill,¹⁶ H. P. Paar,¹⁶ S. Rahatlou,¹⁶ V. Sharma,¹⁶ J. W. Berryhill,¹⁷ C. Campagnari,¹⁷ A. Cunha,¹⁷ B. Dahmes,¹⁷ T. M. Hong,¹⁷ J. D. Richman,¹⁷ T. W. Beck,¹⁸ A. M. Eisner,¹⁸ C. J. Flacco,¹⁸ C. A. Heusch,¹⁸ J. Kroseberg,¹⁸ W. S. Lockman,¹⁸ G. Nesom,¹⁸ T. Schalk,¹⁸ B. A. Schumm,¹⁸ A. Seiden,¹⁸ P. Spradlin,¹⁸ D. C. Williams,¹⁸ M. G. Wilson,¹⁸ J. Albert,¹⁹ E. Chen,¹⁹ G. P. Dubois-Felsmann,¹⁹ A. Dvoretzki,¹⁹ D. G. Hitlin,¹⁹ I. Narsky,¹⁹ T. Piatenko,¹⁹ F. C. Porter,¹⁹ A. Ryd,¹⁹ A. Samuel,¹⁹ R. Andreassen,²⁰ G. Mancinelli,²⁰ B. T. Meadows,²⁰ M. D. Sokoloff,²⁰ F. Blanc,²¹ P. C. Bloom,²¹ S. Chen,²¹ W. T. Ford,²¹ J. F. Hirschauer,²¹ A. Kreisel,²¹ U. Nauenberg,²¹ A. Olivas,²¹ W. O. Ruddick,²¹ J. G. Smith,²¹ K. A. Ulmer,²¹ S. R. Wagner,²¹ J. Zhang,²¹ A. Chen,²² E. A. Eckhart,²² A. Soffer,²² W. H. Toki,²² R. J. Wilson,²² F. Winklmeier,²² Q. Zeng,²² D. D. Altenburg,²³ E. Feltresi,²³ A. Hauke,²³ H. Jasper,²³ B. Spaan,²³ T. Brandt,²⁴ V. Klose,²⁴ H. M. Lacker,²⁴ R. Nogowski,²⁴ A. Petzold,²⁴ J. Schubert,²⁴ K. R. Schubert,²⁴ R. Schwierz,²⁴ J. E. Sundermann,²⁴ A. Volk,²⁴ D. Bernard,²⁵ G. R. Bonneaud,²⁵ P. Grenier,^{25,†} E. Latour,²⁵ Ch. Thiebaux,²⁵ M. Verderi,²⁵ D. J. Bard,²⁶ P. J. Clark,²⁶ W. Gradl,²⁶ F. Muheim,²⁶ S. Playfer,²⁶ Y. Xie,²⁶ M. Andreotti,²⁷ D. Bettoni,²⁷ C. Bozzi,²⁷ R. Calabrese,²⁷ G. Cibinetto,²⁷ E. Luppi,²⁷ M. Negrini,²⁷ L. Piemontese,²⁷ F. Anulli,²⁸ R. Baldini-Ferrolli,²⁸ A. Calcaterra,²⁸ R. de Sangro,²⁸ G. Finocchiaro,²⁸ S. Pacetti,²⁸ P. Patteri,²⁸ I. M. Peruzzi,^{28,‡} M. Piccolo,²⁸ A. Zallo,²⁸ A. Buzzo,²⁹ R. Capra,²⁹ R. Contri,²⁹ M. Lo Vetere,²⁹ M. M. Macri,²⁹ M. R. Monge,²⁹ S. Passaggio,²⁹ C. Patrignani,²⁹ E. Robutti,²⁹ A. Santroni,²⁹ S. Tosi,²⁹ G. Brandenburg,³⁰ K. S. Chaisanguanthum,³⁰ M. Morii,³⁰ J. Wu,³⁰ R. S. Dubitzky,³¹ J. Marks,³¹ S. Schenk,³¹ U. Uwer,³¹ W. Bhimji,³² D. A. Bowerman,³² P. D. Dauncey,³² U. Egede,³² R. L. Flack,³² J. R. Gaillard,³² J. A. Nash,³² M. B. Nikolich,³² W. Panduro Vazquez,³² X. Chai,³³ M. J. Charles,³³ W. F. Mader,³³ U. Mallik,³³ V. Ziegler,³³ J. Cochran,³⁴ H. B. Crawley,³⁴ L. Dong,³⁴ V. Eyges,³⁴ W. T. Meyer,³⁴ S. Prell,³⁴ E. I. Rosenberg,³⁴ A. E. Rubin,³⁴ G. Schott,³⁵ N. Arnaud,³⁶ M. Davier,³⁶ G. Grosdidier,³⁶ A. Höcker,³⁶ F. Le Diberder,³⁶ V. Lepeltier,³⁶ A. M. Lutz,³⁶ A. Oyanguren,³⁶ T. C. Petersen,³⁶ S. Pruvot,³⁶ S. Rodier,³⁶ P. Roudeau,³⁶ M. H. Schune,³⁶ A. Stocchi,³⁶ W. F. Wang,³⁶ G. Wormser,³⁶ C. H. Cheng,³⁷ D. J. Lange,³⁷ D. M. Wright,³⁷ C. A. Chavez,³⁸ I. J. Forster,³⁸ J. R. Fry,³⁸ E. Gabathuler,³⁸ R. Gamet,³⁸ K. A. George,³⁸ D. E. Hutchcroft,³⁸ D. J. Payne,³⁸ K. C. Schofield,³⁸ C. Touramanis,³⁸ A. J. Bevan,³⁹ F. Di Lodovico,³⁹ W. Menges,³⁹ R. Sacco,³⁹ C. L. Brown,⁴⁰ G. Cowan,⁴⁰ H. U. Flaecher,⁴⁰ D. A. Hopkins,⁴⁰ P. S. Jackson,⁴⁰ T. R. McMahon,⁴⁰ S. Ricciardi,⁴⁰ F. Salvatore,⁴⁰ D. N. Brown,⁴¹ C. L. Davis,⁴¹ J. Allison,⁴² N. R. Barlow,⁴² R. J. Barlow,⁴² Y. M. Chia,⁴² C. L. Edgar,⁴² M. P. Kelly,⁴² G. D. Lafferty,⁴² M. T. Naisbit,⁴² J. C. Williams,⁴² J. I. Yi,⁴² C. Chen,⁴³ W. D. Hulsbergen,⁴³ A. Jawahery,⁴³ D. Kovalskyi,⁴³ C. K. Lae,⁴³ D. A. Roberts,⁴³ G. Simi,⁴³ G. Blaylock,⁴⁴ C. Dallapiccola,⁴⁴ S. S. Hertzbach,⁴⁴ X. Li,⁴⁴ T. B. Moore,⁴⁴ S. Saremi,⁴⁴ H. Staengle,⁴⁴ S. Y. Willocq,⁴⁴ R. Cowan,⁴⁵ K. Koeneke,⁴⁵ G. Sciolla,⁴⁵ S. J. Sekula,⁴⁵ M. Spitznagel,⁴⁵ F. Taylor,⁴⁵ R. K. Yamamoto,⁴⁵ H. Kim,⁴⁶ P. M. Patel,⁴⁶ C. T. Potter,⁴⁶ S. H. Robertson,⁴⁶ A. Lazzaro,⁴⁷ V. Lombardo,⁴⁷ F. Palombo,⁴⁷ J. M. Bauer,⁴⁸ L. Cremaldi,⁴⁸ V. Eschenburg,⁴⁸ R. Godang,⁴⁸ R. Kroeger,⁴⁸ J. Reidy,⁴⁸ D. A. Sanders,⁴⁸ D. J. Summers,⁴⁸ H. W. Zhao,⁴⁸ S. Brunet,⁴⁹ D. Côté,⁴⁹ M. Simard,⁴⁹ P. Taras,⁴⁹ F. B. Viard,⁴⁹ H. Nicholson,⁵⁰ N. Cavallo,^{51,§} G. De Nardo,⁵¹ F. Fabozzi,⁵¹ C. Gatto,⁵¹ L. Lista,⁵¹ D. Monorchio,⁵¹ D. Piccolo,⁵¹ C. Sciacca,⁵¹ M. Baak,⁵² H. Bulten,⁵² G. Raven,⁵² H. L. Snoek,⁵² C. P. Jessop,⁵³ J. M. LoSecco,⁵³ T. Allmendinger,⁵⁴ G. Benelli,⁵⁴ K. K. Gan,⁵⁴ K. Honscheid,⁵⁴ D. Hufnagel,⁵⁴ P. D. Jackson,⁵⁴ H. Kagan,⁵⁴ R. Kass,⁵⁴ T. Pulliam,⁵⁴ A. M. Rahimi,⁵⁴ R. Ter-Antonyan,⁵⁴ Q. K. Wong,⁵⁴ N. L. Blount,⁵⁵ J. Brau,⁵⁵ R. Frey,⁵⁵ O. Igonkina,⁵⁵ M. Lu,⁵⁵ R. Rahmat,⁵⁵ N. B. Sinev,⁵⁵ D. Strom,⁵⁵ J. Strube,⁵⁵ E. Torrence,⁵⁵ F. Galeazzi,⁵⁶ A. Gaz,⁵⁶ M. Margoni,⁵⁶ M. Morandin,⁵⁶ A. Pompili,⁵⁶ M. Posocco,⁵⁶ M. Rotondo,⁵⁶ F. Simonetto,⁵⁶ R. Stroili,⁵⁶

C. Voci,⁵⁶ M. Benayoun,⁵⁷ J. Chauveau,⁵⁷ P. David,⁵⁷ L. Del Buono,⁵⁷ Ch. de la Vaissière,⁵⁷ O. Hamon,⁵⁷ B. L. Hartfiel,⁵⁷ M. J. J. John,⁵⁷ Ph. Leruste,⁵⁷ J. Malclès,⁵⁷ J. Ocariz,⁵⁷ L. Roos,⁵⁷ G. Therin,⁵⁷ P. K. Behera,⁵⁸ L. Gladney,⁵⁸ J. Panetta,⁵⁸ M. Biasini,⁵⁹ R. Covarelli,⁵⁹ M. Pioppi,⁵⁹ C. Angelini,⁶⁰ G. Batignani,⁶⁰ S. Bettarini,⁶⁰ F. Bucci,⁶⁰ G. Calderini,⁶⁰ M. Carpinelli,⁶⁰ R. Cenci,⁶⁰ F. Forti,⁶⁰ M. A. Giorgi,⁶⁰ A. Lusiani,⁶⁰ G. Marchiori,⁶⁰ M. A. Mazur,⁶⁰ M. Morganti,⁶⁰ N. Neri,⁶⁰ E. Paoloni,⁶⁰ M. Rama,⁶⁰ G. Rizzo,⁶⁰ J. Walsh,⁶⁰ M. Haire,⁶¹ D. Judd,⁶¹ D. E. Wagoner,⁶¹ J. Biesiada,⁶² N. Danielson,⁶² P. Elmer,⁶² Y. P. Lau,⁶² C. Lu,⁶² J. Olsen,⁶² A. J. S. Smith,⁶² A. V. Telnov,⁶² F. Bellini,⁶³ G. Cavoto,⁶³ A. D’Orazio,⁶³ E. Di Marco,⁶³ R. Faccini,⁶³ F. Ferrarotto,⁶³ F. Ferroni,⁶³ M. Gaspero,⁶³ L. Li Gioi,⁶³ M. A. Mazzoni,⁶³ S. Morganti,⁶³ G. Piredda,⁶³ F. Polci,⁶³ F. Safai Tehrani,⁶³ C. Voena,⁶³ H. Schröder,⁶⁴ R. Waldi,⁶⁴ T. Adye,⁶⁵ N. De Groot,⁶⁵ B. Franek,⁶⁵ E. O. Olaiya,⁶⁵ F. F. Wilson,⁶⁵ S. Emery,⁶⁶ A. Gaidot,⁶⁶ S. F. Ganzhur,⁶⁶ G. Hamel de Monchenault,⁶⁶ W. Kozanecki,⁶⁶ M. Legendre,⁶⁶ B. Mayer,⁶⁶ G. Vasseur,⁶⁶ Ch. Yèche,⁶⁶ M. Zito,⁶⁶ W. Park,⁶⁷ M. V. Purohit,⁶⁷ A. W. Weidemann,⁶⁷ J. R. Wilson,⁶⁷ M. T. Allen,⁶⁸ D. Aston,⁶⁸ R. Bartoldus,⁶⁸ P. Bechtle,⁶⁸ N. Berger,⁶⁸ A. M. Boyarski,⁶⁸ R. Claus,⁶⁸ J. P. Coleman,⁶⁸ M. R. Convery,⁶⁸ M. Cristinziani,⁶⁸ J. C. Dingfelder,⁶⁸ D. Dong,⁶⁸ J. Dorfan,⁶⁸ D. Dujmic,⁶⁸ W. Dunwoodie,⁶⁸ R. C. Field,⁶⁸ T. Glanzman,⁶⁸ S. J. Gowdy,⁶⁸ V. Halyo,⁶⁸ C. Hast,⁶⁸ T. Hryn’ova,⁶⁸ W. R. Innes,⁶⁸ M. H. Kelsey,⁶⁸ P. Kim,⁶⁸ M. L. Kocian,⁶⁸ D. W. G. S. Leith,⁶⁸ J. Libby,⁶⁸ S. Luitz,⁶⁸ V. Luth,⁶⁸ H. L. Lynch,⁶⁸ D. B. MacFarlane,⁶⁸ H. Marsiske,⁶⁸ R. Messner,⁶⁸ D. R. Muller,⁶⁸ C. P. O’Grady,⁶⁸ V. E. Ozcan,⁶⁸ A. Perazzo,⁶⁸ M. Perl,⁶⁸ B. N. Ratcliff,⁶⁸ A. Roodman,⁶⁸ A. A. Salnikov,⁶⁸ R. H. Schindler,⁶⁸ J. Schwiening,⁶⁸ A. Snyder,⁶⁸ J. Stelzer,⁶⁸ D. Su,⁶⁸ M. K. Sullivan,⁶⁸ K. Suzuki,⁶⁸ S. K. Swain,⁶⁸ J. M. Thompson,⁶⁸ J. Va’vra,⁶⁸ N. van Bakel,⁶⁸ M. Weaver,⁶⁸ A. J. R. Weinstein,⁶⁸ W. J. Wisniewski,⁶⁸ M. Wittgen,⁶⁸ D. H. Wright,⁶⁸ A. K. Yarritu,⁶⁸ K. Yi,⁶⁸ C. C. Young,⁶⁸ P. R. Burchat,⁶⁹ A. J. Edwards,⁶⁹ S. A. Majewski,⁶⁹ B. A. Petersen,⁶⁹ C. Roat,⁶⁹ L. Wilden,⁶⁹ S. Ahmed,⁷⁰ M. S. Alam,⁷⁰ R. Bula,⁷⁰ J. A. Ernst,⁷⁰ V. Jain,⁷⁰ B. Pan,⁷⁰ M. A. Saeed,⁷⁰ F. R. Wappler,⁷⁰ S. B. Zain,⁷⁰ W. Bugg,⁷¹ M. Krishnamurthy,⁷¹ S. M. Spanier,⁷¹ R. Eckmann,⁷² J. L. Ritchie,⁷² A. Satpathy,⁷² R. F. Schwitters,⁷² J. M. Izen,⁷³ I. Kitayama,⁷³ X. C. Lou,⁷³ S. Ye,⁷³ F. Bianchi,⁷⁴ M. Bona,⁷⁴ F. Gallo,⁷⁴ D. Gamba,⁷⁴ M. Bomben,⁷⁵ L. Bosisio,⁷⁵ C. Cartaro,⁷⁵ F. Cossutti,⁷⁵ G. Della Ricca,⁷⁵ S. Dittongo,⁷⁵ S. Grancagnolo,⁷⁵ L. Lanceri,⁷⁵ L. Vitale,⁷⁵ V. Azzolini,⁷⁶ F. Martinez-Vidal,⁷⁶ R. S. Panvini,⁷⁷ Sw. Banerjee,⁷⁸ B. Bhuyan,⁷⁸ C. M. Brown,⁷⁸ D. Fortin,⁷⁸ K. Hamano,⁷⁸ R. Kowalewski,⁷⁸ I. M. Nugent,⁷⁸ J. M. Roney,⁷⁸ R. J. Sobie,⁷⁸ J. J. Back,⁷⁹ P. F. Harrison,⁷⁹ T. E. Latham,⁷⁹ G. B. Mohanty,⁷⁹ H. R. Band,⁸⁰ X. Chen,⁸⁰ B. Cheng,⁸⁰ S. Dasu,⁸⁰ M. Datta,⁸⁰ A. M. Eichenbaum,⁸⁰ K. T. Flood,⁸⁰ M. T. Graham,⁸⁰ J. J. Hollar,⁸⁰ J. R. Johnson,⁸⁰ P. E. Kutter,⁸⁰ H. Li,⁸⁰ R. Liu,⁸⁰ B. Mellado,⁸⁰ A. Mihalyi,⁸⁰ A. K. Mohapatra,⁸⁰ Y. Pan,⁸⁰ M. Pierini,⁸⁰ R. Prepost,⁸⁰ P. Tan,⁸⁰ S. L. Wu,⁸⁰ Z. Yu,⁸⁰ and H. Neal⁸¹

(BABAR Collaboration)

¹Laboratoire de Physique des Particules, F-74941 Annecy-le-Vieux, France

²Universitat de Barcelona, Facultat Física Departament ECM, Avda Diagonal 647, 6a planta, E-08028 Barcelona, Spain

³Università di Bari, Dipartimento di Fisica and INFN, I-70126 Bari, Italy

⁴Institute of High Energy Physics, Beijing 100039, China

⁵University of Bergen, Institute of Physics, N-5007 Bergen, Norway

⁶Lawrence Berkeley National Laboratory and University of California, Berkeley, California 94720, USA

⁷University of Birmingham, Birmingham, B15 2TT, United Kingdom

⁸Ruhr Universität Bochum, Institut für Experimentalphysik I, D-44780 Bochum, Germany

⁹University of Bristol, Bristol BS8 1TL, United Kingdom

¹⁰University of British Columbia, Vancouver, British Columbia, Canada V6T 1Z1

¹¹Brunel University, Uxbridge, Middlesex UB8 3PH, United Kingdom

¹²Budker Institute of Nuclear Physics, Novosibirsk 630090, Russia

¹³University of California at Irvine, Irvine, California 92697, USA

¹⁴University of California at Los Angeles, Los Angeles, California 90024, USA

¹⁵University of California at Riverside, Riverside, California 92521, USA

¹⁶University of California at San Diego, La Jolla, California 92093, USA

¹⁷University of California at Santa Barbara, Santa Barbara, California 93106, USA

¹⁸University of California at Santa Cruz, Institute for Particle Physics, Santa Cruz, California 95064, USA

¹⁹California Institute of Technology, Pasadena, California 91125, USA

²⁰University of Cincinnati, Cincinnati, Ohio 45221, USA

²¹University of Colorado, Boulder, Colorado 80309, USA

²²Colorado State University, Fort Collins, Colorado 80523, USA

²³Universität Dortmund, Institut für Physik, D-44221 Dortmund, Germany

²⁴Technische Universität Dresden, Institut für Kern- und Teilchenphysik, D-01062 Dresden, Germany

- ²⁵*Ecole Polytechnique, LLR, F-91128 Palaiseau, France*
- ²⁶*University of Edinburgh, Edinburgh EH9 3JZ, United Kingdom*
- ²⁷*Università di Ferrara, Dipartimento di Fisica and INFN, I-44100 Ferrara, Italy*
- ²⁸*Laboratori Nazionali di Frascati dell'INFN, I-00044 Frascati, Italy*
- ²⁹*Università di Genova, Dipartimento di Fisica and INFN, I-16146 Genova, Italy*
- ³⁰*Harvard University, Cambridge, Massachusetts 02138, USA*
- ³¹*Universität Heidelberg, Physikalisches Institut, Philosophenweg 12, D-69120 Heidelberg, Germany*
- ³²*Imperial College London, London, SW7 2AZ, United Kingdom*
- ³³*University of Iowa, Iowa City, Iowa 52242, USA*
- ³⁴*Iowa State University, Ames, Iowa 50011-3160, USA*
- ³⁵*Universität Karlsruhe, Institut für Experimentelle Kernphysik, D-76021 Karlsruhe, Germany*
- ³⁶*Laboratoire de l'Accélérateur Linéaire, IN2P3-CNRS et Université Paris-Sud 11, Centre Scientifique d'Orsay, B.P. 34, F-91898 ORSAY Cedex, France*
- ³⁷*Lawrence Livermore National Laboratory, Livermore, California 94550, USA*
- ³⁸*University of Liverpool, Liverpool L69 7ZE, United Kingdom*
- ³⁹*Queen Mary, University of London, E1 4NS, United Kingdom*
- ⁴⁰*University of London, Royal Holloway and Bedford New College, Egham, Surrey TW20 0EX, United Kingdom*
- ⁴¹*University of Louisville, Louisville, Kentucky 40292, USA*
- ⁴²*University of Manchester, Manchester M13 9PL, United Kingdom*
- ⁴³*University of Maryland, College Park, Maryland 20742, USA*
- ⁴⁴*University of Massachusetts, Amherst, Massachusetts 01003, USA*
- ⁴⁵*Massachusetts Institute of Technology, Laboratory for Nuclear Science, Cambridge, Massachusetts 02139, USA*
- ⁴⁶*McGill University, Montréal, Québec, Canada H3A 2T8*
- ⁴⁷*Università di Milano, Dipartimento di Fisica and INFN, I-20133 Milano, Italy*
- ⁴⁸*University of Mississippi, University, Mississippi 38677, USA*
- ⁴⁹*Université de Montréal, Physique des Particules, Montréal, Québec, Canada H3C 3J7*
- ⁵⁰*Mount Holyoke College, South Hadley, Massachusetts 01075, USA*
- ⁵¹*Università di Napoli Federico II, Dipartimento di Scienze Fisiche and INFN, I-80126, Napoli, Italy*
- ⁵²*NIKHEF, National Institute for Nuclear Physics and High Energy Physics, NL-1009 DB Amsterdam, The Netherlands*
- ⁵³*University of Notre Dame, Notre Dame, Indiana 46556, USA*
- ⁵⁴*Ohio State University, Columbus, Ohio 43210, USA*
- ⁵⁵*University of Oregon, Eugene, Oregon 97403, USA*
- ⁵⁶*Università di Padova, Dipartimento di Fisica and INFN, I-35131 Padova, Italy*
- ⁵⁷*Universités Paris VI et VII, Laboratoire de Physique Nucléaire et de Hautes Energies, F-75252 Paris, France*
- ⁵⁸*University of Pennsylvania, Philadelphia, Pennsylvania 19104, USA*
- ⁵⁹*Università di Perugia, Dipartimento di Fisica and INFN, I-06100 Perugia, Italy*
- ⁶⁰*Università di Pisa, Dipartimento di Fisica, Scuola Normale Superiore and INFN, I-56127 Pisa, Italy*
- ⁶¹*Prairie View A&M University, Prairie View, Texas 77446, USA*
- ⁶²*Princeton University, Princeton, New Jersey 08544, USA*
- ⁶³*Università di Roma La Sapienza, Dipartimento di Fisica and INFN, I-00185 Roma, Italy*
- ⁶⁴*Universität Rostock, D-18051 Rostock, Germany*
- ⁶⁵*Rutherford Appleton Laboratory, Chilton, Didcot, Oxon, OX11 0QX, United Kingdom*
- ⁶⁶*DSM/Dapnia, CEA/Saclay, F-91191 Gif-sur-Yvette, France*
- ⁶⁷*University of South Carolina, Columbia, South Carolina 29208, USA*
- ⁶⁸*Stanford Linear Accelerator Center, Stanford, California 94309, USA*
- ⁶⁹*Stanford University, Stanford, California 94305-4060, USA*
- ⁷⁰*State University of New York, Albany, New York 12222, USA*
- ⁷¹*University of Tennessee, Knoxville, Tennessee 37996, USA*
- ⁷²*University of Texas at Austin, Austin, Texas 78712, USA*
- ⁷³*University of Texas at Dallas, Richardson, Texas 75083, USA*
- ⁷⁴*Università di Torino, Dipartimento di Fisica Sperimentale and INFN, I-10125 Torino, Italy*
- ⁷⁵*Università di Trieste, Dipartimento di Fisica and INFN, I-34127 Trieste, Italy*
- ⁷⁶*IFIC, Universitat de Valencia-CSIC, E-46071 Valencia, Spain*
- ⁷⁷*Vanderbilt University, Nashville, Tennessee 37235, USA*

* Also with the Johns Hopkins University, Baltimore, MD 21218, USA.

† Also at Laboratoire de Physique Corpusculaire, Clermont-Ferrand, France.

‡ Also with Università di Perugia, Dipartimento di Fisica, Perugia, Italy.

§ Also with Università della Basilicata, Potenza, Italy.

|| Deceased.

⁷⁸*University of Victoria, Victoria, British Columbia, Canada V8W 3P6*⁷⁹*Department of Physics, University of Warwick, Coventry CV4 7AL, United Kingdom*⁸⁰*University of Wisconsin, Madison, Wisconsin 53706, USA*⁸¹*Yale University, New Haven, Connecticut 06511, USA*

(Received 2 March 2006; published 2 June 2006)

We present updated results on time-dependent CP asymmetries in fully reconstructed $B^0 \rightarrow D^{(*)\pm} \pi^\mp$ and $B^0 \rightarrow D^\pm \rho^\mp$ decays in approximately 232×10^6 $\Upsilon(4S) \rightarrow B\bar{B}$ events collected with the *BABAR* detector at the PEP-II asymmetric-energy B factory at SLAC. From a time-dependent maximum-likelihood fit we obtain for the parameters related to the CP violation angle $2\beta + \gamma$: $a^{D\pi} = -0.010 \pm 0.023 \pm 0.007$, $c_{\text{lep}}^{D\pi} = -0.033 \pm 0.042 \pm 0.012$, $a^{D^*\pi} = -0.040 \pm 0.023 \pm 0.010$, $c_{\text{lep}}^{D^*\pi} = 0.049 \pm 0.042 \pm 0.015$, $a^{D\rho} = -0.024 \pm 0.031 \pm 0.009$, $c_{\text{lep}}^{D\rho} = -0.098 \pm 0.055 \pm 0.018$, where the first error is statistical and the second is systematic. Using other measurements and theoretical assumptions, we interpret the results in terms of the angles of the Cabibbo-Kobayashi-Maskawa unitarity triangle and find $|\sin(2\beta + \gamma)| > 0.64$ (0.40) at 68% (90%) confidence level.

DOI: [10.1103/PhysRevD.73.111101](https://doi.org/10.1103/PhysRevD.73.111101)

PACS numbers: 12.15.Hh, 11.30.Er, 13.25.Hw

In the standard model, CP violation in the weak interactions between quarks manifests itself as a nonzero area of the Cabibbo-Kobayashi-Maskawa (CKM) unitarity triangle [1]. While the measurement of $\sin 2\beta$ is now quite precise [2,3], the constraints on the other two angles of the unitarity triangle, α and γ , are still limited by statistical and theoretical uncertainties.

This paper presents updates for the measurements of CP asymmetries in $B^0 \rightarrow D^{(*)\pm} \pi^\mp$ decays [4], as reported in Ref. [5], with a larger data sample ($\times 2.6$), and in addition includes the measurement of the CP asymmetry in the decay mode $B^0 \rightarrow D^\pm \rho^\mp$. We denote these decays as $B^0 \rightarrow D^{(*)\pm} h^\mp$, where h^\mp is a charged pion or ρ meson.

The time evolution of $B^0 \rightarrow D^{(*)\pm} h^\mp$ decays is sensitive to γ because the CKM-favored decay amplitude $\bar{B}^0 \rightarrow D^{(*)+} h^-$, which is proportional to the CKM matrix elements $V_{cb}V_{ud}^*$, and the doubly CKM-suppressed decay amplitude $B^0 \rightarrow D^{(*)+} h^-$, which is proportional to $V_{cd}V_{ub}^*$, interfere due to $B^0 - \bar{B}^0$ mixing. The relative weak phase between these two amplitudes is γ . With $B^0 - \bar{B}^0$ mixing, the total weak phase difference between the interfering amplitudes is $2\beta + \gamma$.

Neglecting the very small decay width difference between the two B^0 mass eigenstates [6], the proper-time distribution of the $B^0 \rightarrow D^{(*)\pm} h^\mp$ decays is given by

$$f^\pm(\eta, \Delta t) = \frac{e^{-|\Delta t|/\tau}}{4\tau} [1 \mp S_\zeta \sin(\Delta m_d \Delta t) \mp \eta C \cos(\Delta m_d \Delta t)], \quad (1)$$

where τ is the B^0 lifetime, Δm_d is the $B^0 - \bar{B}^0$ mixing frequency, and $\Delta t = t_{\text{rec}} - t_{\text{tag}}$ is the time difference between the $B^0 \rightarrow D^{(*)\pm} h^\mp$ decay (B_{rec}) and the decay of the other B (B_{tag}) from the $\Upsilon(4S) \rightarrow B^0 \bar{B}^0$ decay. In this equation the upper (lower) sign refers to the flavor of B_{tag} as B^0 (\bar{B}^0), while $\eta = +1$ (-1) and $\zeta = +$ ($-$) refer to the final state $D^{(*)-} h^+$ ($D^{(*)+} h^-$). The sine term is due to interference between direct decay and decay after

$B^0 - \bar{B}^0$ mixing. The cosine term arises from interference between decay amplitudes with different weak and strong phases (direct CP violation) or from CP violation in mixing. The S and C asymmetry parameters can be expressed as

$$S_\pm = -\frac{2\text{Im}(\lambda_\pm)}{1 + |\lambda_\pm|^2} \quad \text{and} \quad C = \frac{1 - r^2}{1 + r^2}, \quad (2)$$

where $r \equiv |\lambda_+| = 1/|\lambda_-|$ and

$$\lambda_\pm = \frac{q}{p} \frac{A(\bar{B}^0 \rightarrow D^{(*)\mp} h^\pm)}{p A(B^0 \rightarrow D^{(*)\mp} h^\pm)} = r^{\pm 1} e^{-i(2\beta + \gamma \mp \delta)}. \quad (3)$$

Here $\frac{q}{p}$ is a function of the elements of the mixing Hamiltonian [6], and δ is the relative strong phase between the two contributing amplitudes. In the standard model, CP violation in mixing is negligible and thus $|\frac{q}{p}| = 1$. In these equations, the parameters r and δ depend on the choice of the final state. They will be indicated as $r^{D\pi}$, $\delta^{D\pi}$ for the $B^0 \rightarrow D^\pm \pi^\mp$ mode, $r^{D\rho}$, $\delta^{D\rho}$ for $B^0 \rightarrow D^\pm \rho^\mp$, and $r^{D^*\pi}$, $\delta^{D^*\pi}$ for $B^0 \rightarrow D^{*\pm} \pi^\mp$ [7,8].

Interpreting the S parameters in terms of the angles of the unitarity triangle requires knowledge of the corresponding r parameters. The values of r are expected to be small (~ 0.02) and therefore cannot be extracted from the measurement of C . They can be estimated, assuming SU(3) symmetry and neglecting contributions from W -exchange diagrams, from the ratios of branching fractions $\mathcal{B}(B^0 \rightarrow D_s^{(*)+} \pi^-)/\mathcal{B}(B^0 \rightarrow D^{(*)-} \pi^+)$ and $\mathcal{B}(B^0 \rightarrow D_s^+ \rho^-)/\mathcal{B}(B^0 \rightarrow D^- \rho^+)$ [5,9,10].

This measurement is based on 232×10^6 $\Upsilon(4S) \rightarrow B\bar{B}$ decays, collected with the *BABAR* detector [11] at the PEP-II asymmetric-energy B factory at SLAC. We use a Monte Carlo simulation of the *BABAR* detector based on GEANT4 [12] to validate the analysis procedure and to estimate some of the backgrounds.

The event selection criteria are unchanged from our previous publication [5], except for the application of a kaon veto on the pion candidate in the decay modes

$D^{(*)-}\pi^+$ to suppress $B^0 \rightarrow D^{(*)-}K^+$ background events, and for the addition of the decay mode $B^0 \rightarrow D^-\rho^+$. The D^{*-} is reconstructed through its decay to $\bar{D}^0\pi^-$, where the \bar{D}^0 decays into $K^+\pi^-$, $K^+\pi^-\pi^0$, $K^+\pi^-\pi^+\pi^-$, or $K_S^0\pi^+\pi^-$. The D^- is reconstructed through its decay into $K^+\pi^-\pi^-$ or $K_S^0\pi^-$. The ρ^+ decay is reconstructed in the final state $\pi^+\pi^0$. For the CP analysis we require the $\pi^+\pi^0$ invariant mass ($m_{\pi\pi^0}$) to be in the window $620 < m_{\pi\pi^0} < 920$ MeV/ c^2 . Exploiting the polarization of the ρ meson from the decay $B^0 \rightarrow D^-\rho^+$, we require the cosine of the ρ^+ helicity angle θ_{hel} , defined as the angle between the charged pion and the D^- momentum in the ρ^+ rest frame, to satisfy $|\cos\theta_{\text{hel}}| > 0.4$.

The beam-energy substituted mass, $m_{\text{ES}} \equiv \sqrt{s/4 - p_B^{*2}}$, and the difference between the B candidate's measured energy and the beam energy, $\Delta E \equiv E_B^* - (\sqrt{s}/2)$, are used to identify the final sample, where E_B^* (p_B^*) is the energy (momentum) of the B candidate in the nominal e^+e^- center-of-mass frame, and \sqrt{s} is the total center-of-mass energy. The ΔE signal region is defined as $|\Delta E| < 3\sigma$, where the resolution σ is mode dependent and approximately 20 MeV, as determined from data. Figure 1 shows the m_{ES} distribution for candidates with $m_{\text{ES}} > 5.2$ GeV/ c^2 in the ΔE signal region. These candidates

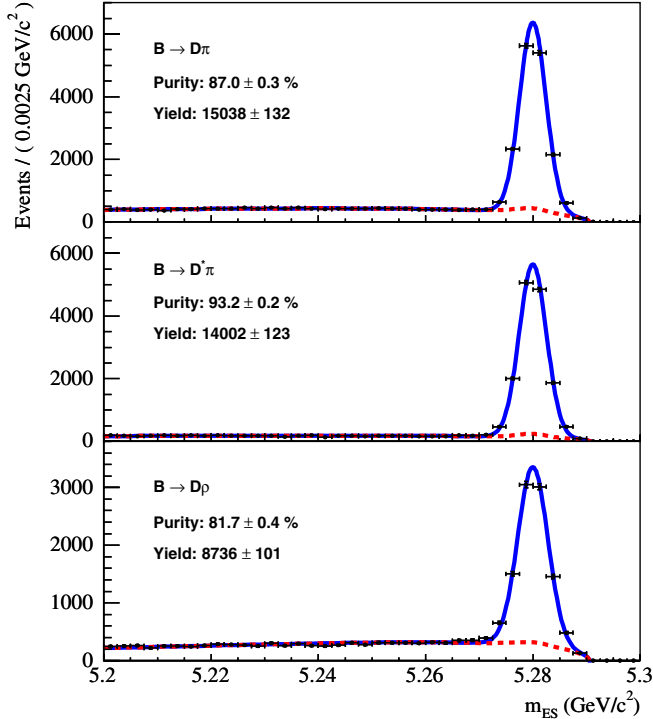


FIG. 1 (color online). m_{ES} distributions in the signal region for, from top to bottom, the $B \rightarrow D^\pm\pi^\mp$, $B \rightarrow D^{*\pm}\pi^\mp$, and $B \rightarrow D^\pm\rho^\mp$ sample for the events that satisfy the tagging and vertexing requirements described in the text, fit with the function described in the text. The dashed lines indicate the sum of the combinatorial and peaking background contributions.

satisfy the tagging and vertexing requirements, which are described later. Each distribution is fit to the sum of an Argus function [13], which accounts for the background from random combinations of tracks (combinatorial background), and a Gaussian distribution with a fitted width of about 2.5 MeV/ c^2 , which describes the signal and the backgrounds that peak in the m_{ES} signal region (peaking background). Signal yields and sample purities are determined in the m_{ES} signal region, with $m_{\text{ES}} > 5.27$ GeV/ c^2 , and are summarized in Table I. Backgrounds from B^0 and B^+ decays that peak in the m_{ES} signal region are estimated using Monte Carlo events and are mostly due to charmed final states. They are also reported in Table I.

For the $B^0 \rightarrow D^\pm\rho^\mp$ mode we consider additional sources of background with the same final state $D^\pm\pi^\mp\pi^0$, where the $\pi^\mp\pi^0$ system is not produced through the ρ^\mp resonance. Interfering sources of background can introduce a dependence of the $\lambda_{\pm}^{D\rho}$ parameters of Eq. (3) on $m_{\pi\pi^0}$. The dependency has been studied using the distribution of $m_{\pi\pi^0}$.

The possible background contributions have been evaluated with a sample of 130 273 $B^0 \rightarrow D^-\pi^+\pi^0$ candidates, on which the requirements on the ρ helicity and on $m_{\pi\pi^0}$ have been removed. Three interfering components are considered: $B^0 \rightarrow D^-\rho^+$ (the signal), $B^0 \rightarrow D^-\rho'^+(1450)$ with a pole mass of (1465 ± 25) MeV/ c^2 and a width of (400 ± 60) MeV/ c^2 [6] for the ρ'^+ , both described with P -wave relativistic Breit-Wigner functions [14,15], and a nonresonant component, $B^0 \rightarrow D^-(\pi^+\pi^0)_{\text{nr}}$. Contributions from the decay modes $B^0 \rightarrow D^{*-}\pi^+$ ($D^{*-} \rightarrow D^-\pi^0$) and $B^0 \rightarrow \bar{D}^{*0}\pi^0$ ($\bar{D}^{*0} \rightarrow D^-\pi^+$) are negligible due to the kinematic constraints imposed on the ρ daughter particles. We perform a fit to the binned $m_{\pi\pi^0}$ distribution to extract the amplitudes of the three components, where for each bin the combinatorial background has been subtracted, as estimated from the corresponding m_{ES} distribution, and the number of peaking background events has been estimated using fully simulated Monte Carlo events. The result of the fit is shown in Fig. 2. The fraction of $B^0 \rightarrow D^-\rho'^+(1450)$ and $B^0 \rightarrow D^-(\pi^+\pi^0)_{\text{nr}}$ events in the mass window $620 < m_{\pi\pi^0} < 920$ MeV/ c^2 is found to be smaller than 0.02 at 90% confidence level (C.L.)

TABLE I. Signal yields, sample purities P , and fractions of peaking backgrounds, f_{peak} , for the selected samples for events that satisfy the tagging and vertexing requirements described in the text.

Decay mode	Yield	$P(\%)$	$f_{\text{peak}}(\%)$	
			B^0	B^\pm
$B \rightarrow D^\pm\pi^\mp$	15038 ± 132	87.0 ± 0.3	1.6 ± 0.1	1.2 ± 0.1
$B \rightarrow D^{*\pm}\pi^\mp$	14002 ± 123	93.2 ± 0.2	1.0 ± 0.1	1.1 ± 0.1
$B \rightarrow D^\pm\rho^\mp$	8736 ± 101	81.7 ± 0.4	1.3 ± 0.2	1.5 ± 0.2

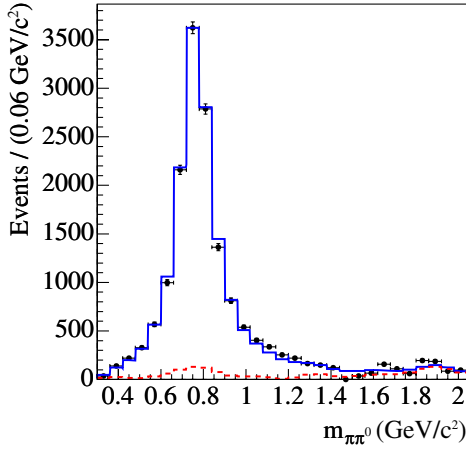


FIG. 2 (color online). $m_{\pi^+\pi^0}$ distribution for the combinatorial-background subtracted $B \rightarrow D^\pm \pi^\mp \pi^0$ sample, containing 16214 events. The solid line is the fit projection, consisting of the three interfering components described in the text and an m_{ES} peaking background contribution, indicated with the dashed line.

The proper-time interval Δt between the two B decays is calculated from the measured separation Δz , between the B_{rec} and B_{tag} decay points along the beam direction. We determine the B_{rec} decay point from its charged tracks. The B_{tag} decay point is obtained by fitting tracks that do not belong to B_{rec} , imposing constraints from the B_{rec} momentum and the beam-spot location. We accept events with calculated Δt uncertainty of less than 2.5 ps and $|\Delta t| < 20$ ps. The average Δt resolution is approximately 1.1 ps. We use multivariate algorithms that identify signatures in the B_{tag} decay products to determine (“tag”) the flavor to be either a B^0 or a \bar{B}^0 [2]. Primary leptons from semileptonic B decays are selected from identified electrons and muons and from isolated energetic tracks. The charges of identified kaons and soft pions from D^{*+} decays are also used to extract flavor information. Each event with an estimated mistag probability less than 45% is assigned to one of six hierarchical, mutually exclusive tagging categories. The lepton tagging category contains events with an identified lepton, while other events are divided into categories based on their estimated mistag probability. The effective efficiency of the tagging algorithm, defined as $Q = \sum_i \epsilon_i (1 - 2w_i)^2$, where ϵ_i and w_i are the efficiency and the mistag probability, respectively, for category i , is $30.1 \pm 0.5\%$.

Since the expected CP asymmetry in the selected B decays is small, this measurement is sensitive to the interference between the $b \rightarrow u$ and $b \rightarrow c$ amplitudes in the decay of B_{tag} . To account for this “tagside interference,” we use a parametrization different from Eq. (2), which is described in Ref. [16] and summarized here. For each tagging category i , independent of the decay mode $\mu \in \{D\pi, D^*\pi, D\rho\}$, the tagside interference is parametrized in terms of the effective parameters r'_i and δ'_i . Neglecting terms of order $(r^\mu)^2$ and $(r'_i)^2$, the Δt distributions are

written as

$$f_i^{\pm,\mu}(\eta, \Delta t) = \frac{e^{-|\Delta t|/\tau}}{4\tau} [1 \mp (a^\mu \mp \eta b_i - \eta c_i^\mu) \times \sin(\Delta m_d \Delta t) \mp \eta \cos(\Delta m_d \Delta t)], \quad (4)$$

where, in the standard model,

$$\begin{aligned} a^\mu &= 2r^\mu \sin(2\beta + \gamma) \cos\delta^\mu, \\ b_i &= 2r'_i \sin(2\beta + \gamma) \cos\delta'_i, \\ c_i^\mu &= 2 \cos(2\beta + \gamma)(r^\mu \sin\delta^\mu - r'_i \sin\delta'_i). \end{aligned} \quad (5)$$

Semileptonic B decays do not have a doubly CKM-suppressed amplitude contribution, and hence $r'_{lep} = 0$. In the following, we quote results for the six a^μ and c_{lep}^μ parameters, which are independent of the unknown parameters r'_i and δ'_i . The other b_i and c_i^μ parameters depend on r'_i and δ'_i , and do not contribute to the interpretation of the result in terms of $\sin(2\beta + \gamma)$. Note that all tagging categories contribute to the measurement of the a^μ parameters.

An unbinned maximum-likelihood fit is applied to the Δt distribution of the selected B candidates in the ΔE signal region. The whole m_{ES} range is used to determine the signal probability of each event on the basis of the Argus plus Gaussian fit described previously. The effect of finite Δt resolution is described by convoluting Eq. (4) with a resolution function composed of three Gaussian distributions. Incorrect tagging dilutes the parameters a^μ , c_i^μ , and the coefficient of $\cos(\Delta m_d \Delta t)$ by a factor $D_i = 1 - 2w_i$ [2]. The parameters of the resolution function and those associated with flavor tagging are determined simultaneously from the fit to the data and are consistent with previous *BABAR* analyses [2]. The Δt distribution of the combinatorial background is parametrized using two empirical components: a prompt component with zero lifetime and a component with an effective lifetime. The components are convoluted with the sum of two Gaussians, and the resolution parameters of the two Gaussians, including the effective dilution parameters, the effective lifetime, and the relative fraction of the two components, are determined from the fit to the data. The peaking background coming from B^\pm mesons is modeled by an exponential with the B^\pm lifetime. Its relative fraction is fixed to the value estimated from simulations. The resolution function is the same as the signal resolution, while the dilution parameters are fixed to the values obtained from a B^+ control sample. The peaking backgrounds from B^0 mesons, whose amounts are also fixed to the value estimated using simulation, are modeled with a likelihood similar to the signal likelihood, but without CP violation (all the a , b , c parameters set to zero). Possible CP violation in this background is taken into account in the evaluation of the systematic uncertainties. The resolution and the dilution parameters are the same as for the signal.

From the unbinned maximum-likelihood fit we obtain

$$\begin{aligned}
 a^{D\pi} &= -0.010 \pm 0.023 \pm 0.007, \\
 c_{\text{lep}}^{D\pi} &= -0.033 \pm 0.042 \pm 0.012, \\
 a^{D^*\pi} &= -0.040 \pm 0.023 \pm 0.010, \\
 c_{\text{lep}}^{D^*\pi} &= 0.049 \pm 0.042 \pm 0.015, \\
 a^{D\rho} &= -0.024 \pm 0.031 \pm 0.009, \\
 c_{\text{lep}}^{D\rho} &= -0.098 \pm 0.055 \pm 0.018,
 \end{aligned} \tag{6}$$

where the first quoted error is statistical and the second is systematic. The largest correlation with any linear combination of other fit parameters is about 20% and 30% for the a^μ and the c_{lep}^μ parameters, respectively. Figure 3 shows the fitted Δt distributions for events from the lepton tagging category, which has the lowest level of background and mistag probability. The various contributions to the systematic uncertainties of the a and c_{lep} parameters are shown in Table II.

TABLE II. Systematic uncertainties on the a and c_{lep} parameters (in units of 10^{-2}).

B^0 mode	$D^\pm \pi^\mp$		$D^{*\pm} \pi^\mp$		$D^\pm \rho^\mp$	
Source	σ_a	σ_c	σ_a	σ_c	σ_a	σ_c
Vertexing ($\sigma_{\Delta t}$)	0.37	0.64	0.80	1.14	0.47	1.15
Fit (σ_{fit})	0.51	0.95	0.52	0.99	0.75	1.34
Model (σ_{mod})	0.12	0.13	0.12	0.13	0.01	0.18
Tagging (σ_{tag})	0.07	0.16	0.11	0.14	0.06	0.12
Background (σ_{bkg})	0.13	0.10	0.10	0.09	0.28	0.29
$m_{\pi\pi^0}$ dependence (σ_λ)	0.16	0.16
Total (σ_{tot})	0.66	1.17	0.97	1.53	0.94	1.81

The impact of a possible systematic mismeasurement of Δt ($\sigma_{\Delta t}$) has been estimated by comparing different parametrizations of the resolution function, varying the position of the beam spot and the absolute z scale within their uncertainties, and loosening and tightening the quality criteria on the reconstructed decay points. We also estimate

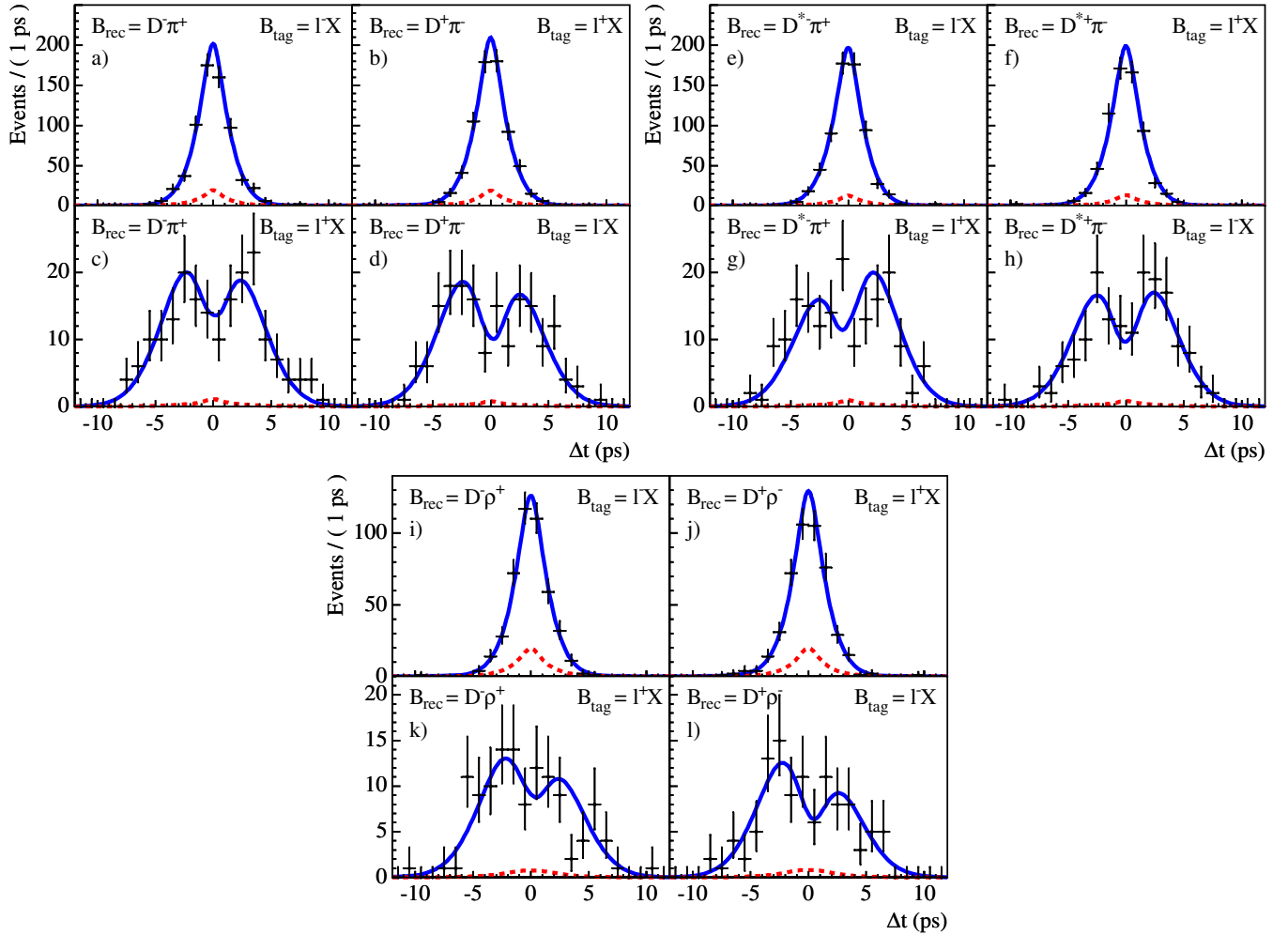


FIG. 3 (color online). Distributions of Δt for the $B^0 \rightarrow D^\pm \pi^\mp$ (a–d), $B^0 \rightarrow D^{*\pm} \pi^\mp$ (e–h), and $B^0 \rightarrow D^\pm \rho^\mp$ (i–l) candidates tagged with leptons, split by B tagging flavor and a reconstructed final state. The solid lines are fit projections. The background contributions are represented by the dashed curves.

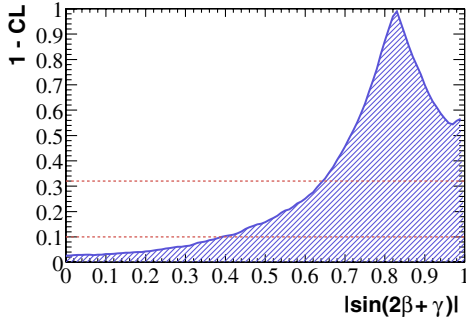


FIG. 4 (color online). Frequentist confidence level as a function of $|\sin(2\beta + \gamma)|$, obtained when combining our result with the result obtained on partially reconstructed $B \rightarrow D^{*\pm} \pi^\mp$ decays [10]. The horizontal lines show the 68% (top) and 90% C.L. (bottom).

the impact of the uncertainties on the alignment of the silicon vertex tracker (SVT) by repeating the measurement using simulated events, with the SVT intentionally misaligned. For the systematic uncertainty of the fit (σ_{fit}), we quote the upper limit on the bias on the a^μ and c^μ parameters, as estimated from samples of fully simulated events. The model error (σ_{mod}) contains the uncertainty on the B^0 lifetime and Δmd , varied by the uncertainties on the world averages [6] and also by allowing them to vary in the fit. When fit for, the values obtained are consistent with the world averages. The tagging error (σ_{tag}) is estimated considering possible differences in tagging efficiency between B^0 and \bar{B}^0 , different mistag fractions for the decay modes $D\pi$, $D^*\pi$, $D\rho$, and different Δt resolutions for correctly and incorrectly tagged events. We also account for uncertainties in the background (σ_{bkg}) by varying the effective lifetimes, dilutions, m_{ES} shape parameters, signal fractions, and background CP asymmetry. The dependence of $a^{D\rho}$

and $c^{D\rho}$ on the background contribution from $B^0 \rightarrow D^- \rho^{'+}(1450)$ and $B^0 \rightarrow D^-(\pi^+ \pi^0)_{\text{nr}}$ (σ_λ) is estimated from the fit to the $\pi\pi^0$ invariant mass spectrum in Fig. 2.

As a cross-check, we perform the same fits on a sample of 6843 $B^- \rightarrow D^{(*)0} \pi^-$ candidates, where, as expected, we find no CP asymmetries. We combine our results with the result obtained on the partially reconstructed $B \rightarrow D^{*\pm} \pi^\mp$ sample [10] and use a frequentist method described in Ref. [10] to set a constraint on $2\beta + \gamma$. The confidence level as a function of $|\sin(2\beta + \gamma)|$ is shown in Fig. 4. We set the lower limits $|\sin(2\beta + \gamma)| > 0.64(0.40)$ at 68% (90%) C.L.

In conclusion, we have studied the time-dependent CP -violating asymmetries in fully reconstructed $B^0 \rightarrow D^\pm \pi^\mp$, $B^0 \rightarrow D^{*\pm} \pi^\mp$, and $B^0 \rightarrow D^\pm \rho^\mp$ decays in a sample of $232 \times 10^6 Y(4S) \rightarrow B\bar{B}$ decays, and have measured the CP -violating parameters listed in Eq. (6). We interpret the result in terms of $\sin(2\beta + \gamma)$ and find that $|\sin(2\beta + \gamma)| > 0.64$ (0.40) at 68% (90%) C.L. These results are consistent with and supersede our previous measurement.

We are grateful for the excellent luminosity and machine conditions provided by our PEP-II colleagues, and for the substantial dedicated effort from the computing organizations that support *BABAR*. The collaborating institutions wish to thank SLAC for its support and kind hospitality. This work is supported by DOE and NSF (USA), NSERC (Canada), IHEP (China), CEA and CNRS-IN2P3 (France), BMBF and DFG (Germany), INFN (Italy), FOM (The Netherlands), NFR (Norway), MIST (Russia), and PPARC (United Kingdom). Individuals have received support from CONACyT (Mexico), Marie Curie EIF (European Union), the A.P. Sloan Foundation, the Research Corporation, and the Alexander von Humboldt Foundation.

-
- [1] N. Cabibbo, Phys. Rev. Lett. **10**, 531 (1963); M. Kobayashi and T. Maskawa, Prog. Theor. Phys. **49**, 652 (1973).
- [2] B. Aubert *et al.* (*BABAR* Collaboration), Phys. Rev. Lett. **94** 161803 (2005).
- [3] K. Abe *et al.* (Belle Collaboration), Phys. Rev. D **71**, 072003 (2005).
- [4] Charge conjugation is implied in this paper, unless otherwise stated. The superscript (*) indicates that the superscripted symbol must be considered both with and without the *.
- [5] B. Aubert *et al.* (*BABAR* Collaboration), Phys. Rev. Lett. **92**, 251801 (2004).
- [6] S. Eidelman *et al.* (Particle Data Group), Phys. Lett. B **592**, 1 (2004).
- [7] R. Fleischer, Nucl. Phys. **B671**, 459 (2003).
- [8] According to Ref. [7], the strong phase difference for $B^0 \rightarrow D^{*\pm} \pi^\mp$ is given by $\delta^{D^* \pi} + \pi$, but this does not affect this measurement.
- [9] I. Dunietz, Phys. Lett. B **427**, 179 (1998); I. Dunietz and R. G. Sachs, Phys. Rev. D **37**, 3186 (1988).
- [10] B. Aubert *et al.* (*BABAR* Collaboration), Phys. Rev. D **71**, 112003 (2005).
- [11] B. Aubert *et al.* (*BABAR* Collaboration), Nucl. Instrum. Methods Phys. Res., Sect. A **479**, 1 (2002).
- [12] S. Agostinelli *et al.* (GEANT4 Collaboration), Nucl. Instrum. Methods Phys. Res., Sect. A **506**, 250 (2003).
- [13] H. Albrecht *et al.* (ARGUS Collaboration), Z. Phys. C **48**, 543 (1990).
- [14] J. H. Kühn and A. Santamaria, Z. Phys. C **48**, 445 (1990).
- [15] J. Blatt and V. Weisskopf, *Theoretical Nuclear Physics* (John Wiley & Sons, New York, 1956), p. 362.
- [16] O. Long, M. Baak, R. N. Cahn, and D. Kirkby, Phys. Rev. D **68**, 034010 (2003).