

# Measurements of the $t\bar{t}$ charge asymmetry using the dilepton decay channel in pp collisions at $\sqrt{s} = 7$ TeV



## The CMS collaboration

*E-mail:* [cms-publication-committee-chair@cern.ch](mailto:cms-publication-committee-chair@cern.ch)

**ABSTRACT:** The  $t\bar{t}$  charge asymmetry in proton-proton collisions at  $\sqrt{s} = 7$  TeV is measured using the dilepton decay channel ( $ee$ ,  $e\mu$ , or  $\mu\mu$ ). The data correspond to a total integrated luminosity of  $5.0 \text{ fb}^{-1}$ , collected by the CMS experiment at the LHC. The  $t\bar{t}$  and lepton charge asymmetries, defined as the differences in absolute values of the rapidities between the reconstructed top quarks and antiquarks and of the pseudorapidities between the positive and negative leptons, respectively, are measured to be  $A_C = -0.010 \pm 0.017$  (stat.)  $\pm 0.008$  (syst.) and  $A_C^{\text{lep}} = 0.009 \pm 0.010$  (stat.)  $\pm 0.006$  (syst.). The lepton charge asymmetry is also measured as a function of the invariant mass, rapidity, and transverse momentum of the  $t\bar{t}$  system. All measurements are consistent with the expectations of the standard model.

**KEYWORDS:** Hadron-Hadron Scattering, Top physics

**ARXIV EPRINT:** [1402.3803](https://arxiv.org/abs/1402.3803)

---

## Contents

<b>1</b>	<b>Introduction</b>	<b>1</b>
<b>2</b>	<b>CMS detector</b>	<b>2</b>
<b>3</b>	<b>Event samples, reconstruction, and selection</b>	<b>3</b>
<b>4</b>	<b>Background estimation</b>	<b>4</b>
<b>5</b>	<b>Event yields and measurements at the reconstruction level</b>	<b>5</b>
<b>6</b>	<b>Unfolding the distributions</b>	<b>6</b>
<b>7</b>	<b>Systematic uncertainties</b>	<b>9</b>
<b>8</b>	<b>Results</b>	<b>9</b>
<b>9</b>	<b>Summary</b>	<b>10</b>
	<b>The CMS collaboration</b>	<b>17</b>

---

## 1 Introduction

Among the standard model (SM) fermions, the top quark is distinguished by its large mass. In several theories of physics beyond the SM, new phenomena are predicted through interactions involving top quarks. Measuring the properties of top quarks is therefore important not only for checking the validity of the SM, but also as a key probe of possible new physics. Recent measurements of the  $t\bar{t}$  forward-backward production asymmetry ( $A_{\text{fb}}$ ) from the D0 [1] and CDF [2] experiments at the Tevatron indicate possible disagreement with SM expectations, particularly at large  $t\bar{t}$  invariant mass.

Unlike the Tevatron proton-antiproton collider, the Large Hadron Collider (LHC) is a proton-proton collider, which lacks a natural definition for the charge asymmetry given the symmetric nature of the incoming protons. However, the parton distributions inside the protons are not symmetric for quarks (mainly valence quarks) and antiquarks (all sea quarks), meaning quarks ( $q$ ) usually carry more momentum than antiquarks ( $\bar{q}$ ). For a positive (negative) charge asymmetry in  $q\bar{q} \rightarrow t\bar{t}$  events, the top quark (top antiquark) is more likely to be produced in the direction of the incoming quark in the  $t\bar{t}$  rest frame, resulting in a broader (narrower) rapidity distribution of top quarks than of top antiquarks in the laboratory frame. The difference in the absolute values of the rapidities ( $y$ ) of the

top quarks and antiquarks,  $\Delta|y_t| = |y_t| - |y_{\bar{t}}|$ , is therefore a suitable observable to measure the  $t\bar{t}$  charge asymmetry  $A_C$ , defined as

$$A_C = \frac{N(\Delta|y_t| > 0) - N(\Delta|y_t| < 0)}{N(\Delta|y_t| > 0) + N(\Delta|y_t| < 0)}.$$

A similar observable [3] involving the difference in the absolute values of the pseudorapidities ( $\eta$ , to be defined in the next section) of the positive and negative leptons in dileptonic  $t\bar{t}$  events,  $\Delta|\eta_\ell| = |\eta_{\ell^+}| - |\eta_{\ell^-}|$ , is used to define the lepton charge asymmetry:

$$A_C^{\text{lep}} = \frac{N(\Delta|\eta_\ell| > 0) - N(\Delta|\eta_\ell| < 0)}{N(\Delta|\eta_\ell| > 0) + N(\Delta|\eta_\ell| < 0)}.$$

In the SM, a small positive charge asymmetry arises from corrections to the tree-level  $q\bar{q} \rightarrow t\bar{t}$  process, as explained in detail in ref. [4]. There are models of new physics that predict larger values of  $A_{\text{fb}}$  than expected in the SM from the interference of SM  $t\bar{t}$  production with contributions from processes such as  $s$ -channel axigluon or  $t$ -channel  $W'$  or  $Z'$  exchange [3]. Such theories predict values of  $A_C$  and  $A_C^{\text{lep}}$  over a large range [3], and accurate measurements of these quantities can therefore provide important constraints.

This paper presents the first measurements of  $A_C$  and  $A_C^{\text{lep}}$  in the dilepton final state, using data from pp collisions at  $\sqrt{s} = 7$  TeV, corresponding to an integrated luminosity of  $5.0 \text{ fb}^{-1}$  recorded by the Compact Muon Solenoid (CMS) experiment at the LHC. Previously, using a single-lepton  $t\bar{t}$  event sample, CMS determined  $A_C = 0.004 \pm 0.010$  (stat.)  $\pm 0.011$  (syst.) [5], while the ATLAS Collaboration measured  $A_C = 0.006 \pm 0.010$  (total) [6, 7], both consistent with the SM prediction of  $A_C = 0.0123 \pm 0.0005$  [4].

The analysis described in this paper uses a complementary data sample to that used in ref. [5]. The  $t\bar{t}$  dilepton decay channel has a smaller background than the single-lepton channel and different systematic uncertainties. Furthermore, the dilepton channel allows us to measure the lepton charge asymmetry  $A_C^{\text{lep}}$  for the first time. The SM prediction for  $A_C^{\text{lep}}$  is  $0.0070 \pm 0.0003$  [4]. We also measure  $A_C^{\text{lep}}$  differentially as a function of three variables describing the  $t\bar{t}$  system in the laboratory frame: its invariant mass ( $M_{t\bar{t}}$ ), rapidity ( $|y_{t\bar{t}}|$ ), and transverse momentum ( $p_T^{t\bar{t}}$ ). Since the reconstructed asymmetries are distorted by detector effects, we apply an unfolding technique to determine the parton-level distributions, which can be directly compared with theoretical predictions.

## 2 CMS detector

The central feature of the CMS apparatus is a superconducting solenoid, 13 m in length and 6 m in diameter, which provides an axial magnetic field of 3.8 T. The bore of the solenoid is equipped with a variety of particle detection systems. Charged-particle trajectories are measured with a silicon pixel and strip tracker, covering  $0 \leq \phi < 2\pi$  in azimuth and the pseudorapidity region  $|\eta| < 2.5$ , where  $\eta = -\ln[\tan\theta/2]$  with  $\theta$  the polar angle of the trajectory of the particle with respect to the anticlockwise-beam direction. A crystal electromagnetic calorimeter and a brass/scintillator hadron calorimeter surround the silicon tracking volume and provide high-resolution measurements of energy used to reconstruct

electrons, photons, and jets. Muons are measured in gas-ionisation detectors embedded in the steel flux return yoke of the solenoid. The detector is nearly hermetic, thereby providing reliable measurements of momentum imbalance in the plane transverse to the beams. A trigger system selects the most interesting collisions for analysis. A more detailed description of the CMS detector is given in ref. [8].

### 3 Event samples, reconstruction, and selection

Events are selected using triggers that require the presence of at least two leptons (electrons or muons) with transverse momentum ( $p_T$ ) requirements of  $\geq 17$  GeV for the highest- $p_T$  lepton and  $\geq 8$  GeV for the second-highest- $p_T$  lepton. Electron candidates [9] are reconstructed by associating tracks from the silicon tracker with energy clusters in the electromagnetic calorimeter. Muon candidates [10] are reconstructed by combining information from the muon detector with tracks reconstructed in the silicon tracker. Additional lepton identification criteria are applied to both lepton flavours in order to reject hadronic jets misreconstructed as leptons [9, 10]. Both electrons and muons are required to be isolated from other activity in the event. This is achieved by imposing a maximum value of 0.15 on the relative isolation of the leptons. This is defined as the scalar sum of all additional silicon track  $p_T$  and calorimeter transverse energy (energy deposits projected onto the plane transverse to the beam) within a cone of  $\Delta R \equiv \sqrt{(\Delta\eta)^2 + (\Delta\phi)^2} = 0.3$  around the lepton candidate direction, divided by the lepton candidate  $p_T$  [11]. Here,  $\Delta\eta$  and  $\Delta\phi$  are the differences in pseudorapidity and azimuthal angle between the lepton candidate and the additional track or calorimeter energy deposit.

Selections are applied to reject events other than from  $t\bar{t}$  production in the dilepton final state. Events are required to contain two isolated leptons of opposite electric charge ( $e^+e^-$ ,  $e^\pm\mu^\mp$ , or  $\mu^+\mu^-$ ). The electrons and muons are required to have  $p_T > 20$  GeV and  $|\eta| < 2.5$  and  $2.4$ , respectively. The two reconstructed lepton trajectories must be consistent with originating from a common interaction vertex. Events with an  $e^+e^-$  or  $\mu^+\mu^-$  pair having an invariant mass in the Z-boson mass “window” (between 76 and 106 GeV) or below 20 GeV are removed to suppress Drell-Yan ( $Z/\gamma^* + \text{jets}$ ) and heavy-quarkonium resonance production. The jets and the transverse momentum imbalance in each event are reconstructed using a particle-flow technique [12]. The anti- $k_T$  clustering algorithm [13] with a distance parameter of 0.5 is used for jet clustering. Corrections are applied to the energies of the reconstructed jets, based on the results of simulations and studies using exclusive dijet and  $\gamma + \text{jets}$  data [14]. At least two jets with  $p_T > 30$  GeV and  $|\eta| < 2.5$ , separated by  $\Delta R > 0.4$  from the leptons that pass the analysis selection, are required in each event. At least one of these jets must be consistent with the decay of a heavy-flavour hadron (a “b jet”), identified by the Combined Secondary Vertex b-tagging algorithm [15]. This algorithm is based on the reconstruction of a secondary decay vertex, and an operating point is chosen that gives a b-tagging efficiency of about 70% (depending on jet  $p_T$  and  $\eta$ ) with misidentification probabilities of approximately 1.5% and 20% for jets originating from light partons (u, d, and s quarks, and gluons) and c quarks, respectively. The missing transverse energy in an event,  $E_T^{\text{miss}}$ , is defined as the

magnitude of the transverse momentum imbalance, which is the negative of the vector sum of the  $p_T$  of all reconstructed particles. The  $E_T^{\text{miss}}$  value is required to exceed 40 GeV in events with same-flavour leptons in order to further suppress the Drell-Yan background. There is no  $E_T^{\text{miss}}$  requirement for  $e^\pm\mu^\mp$  events.

Simulated  $t\bar{t}$  events are generated using the MC@NLO 3.41 [16] Monte Carlo generator, with a top-quark mass of  $m_t = 172.5$  GeV, and the parton showering and fragmentation performed using HERWIG 6.520 [17]. Simulations with different values of  $m_t$  and factorisation and renormalisation scales are used to evaluate the associated systematic uncertainties. Background samples of  $W + \text{jets}$ , Drell-Yan, diboson (WW, WZ, and ZZ), and single-top-quark events are generated with MADGRAPH [18] or POWHEG [19–21], and the parton showering and fragmentation is done using PYTHIA6.4.22 [22]. Next-to-leading-order (NLO) or next-to-next-to-leading-order cross sections are used to normalise the background samples [23–30].

For both signal and background events, additional pp interactions in the same or nearby bunch crossings (“pileup”) are simulated with PYTHIA and superimposed on the hard collisions, using a pileup multiplicity distribution that reflects the luminosity profile of the analysed data. The CMS detector response is simulated using a GEANT4-based model [31]. The simulated events are reconstructed and analysed with the same software used to process the data.

The trigger efficiency for dilepton events that satisfy the selection criteria is determined using a tag-and-probe method [32]. The efficiencies for the  $ee$ ,  $e\mu$ , and  $\mu\mu$  channels are approximately 100%, 95%, and 90%, respectively, each with an uncertainty of about 2% [33]. These efficiencies are used to weight the simulated events to account for the trigger requirement. The lepton selection efficiencies (reconstruction, identification, and isolation) are consistent between data and simulation [32, 34]. To account for the differences between b-tagging efficiencies measured in data and simulation [15], data-to-simulation scale factors are applied for each jet in simulated events. Previous CMS studies [35] have shown that the  $p_T$  distribution of the top quark in data is softer than in the NLO simulation. Reweighting the top-quark  $p_T$  spectrum in the simulation to match the data improves the modelling of the lepton and jet  $p_T$  distributions, and is applied to the MC@NLO  $t\bar{t}$  sample.

## 4 Background estimation

The backgrounds from events with a jet misidentified as a lepton and from Drell-Yan production are estimated using both data- and simulation-based techniques. The results agree within their uncertainties. The simulation is chosen as the method to predict the yields and distributions of the backgrounds, with systematic uncertainties based on a comparison with the data-based estimates. Contributions to the background from single-top-quark and diboson events are estimated from simulation alone. Recent measurements from the CMS Collaboration [36, 37] indicate agreement between the predicted and measured cross sections for these processes.

The background with at least one misidentified lepton (non-dileptonic  $t\bar{t}$ ,  $W + \text{jets}$ , and multijet events) is estimated from data using a  $p_T$ - and  $\eta$ -dependent parameterisation of the

Sample	ee	$\mu\mu$	$e\mu$	All
$t\bar{t}$ (non-dileptonic)	$38.3 \pm 1.6$	$4.02 \pm 0.45$	$91.7 \pm 2.4$	$134.0 \pm 2.9$
W + jets	$<2.0$	$4.7 \pm 3.3$	$11.1 \pm 5.1$	$15.8 \pm 6.1$
Drell-Yan	$30.2 \pm 4.4$	$29.6 \pm 4.1$	$35.0 \pm 4.5$	$94.8 \pm 7.5$
Diboson	$8.27 \pm 0.44$	$10.20 \pm 0.47$	$27.90 \pm 0.81$	$46.4 \pm 1.0$
Single top-quark	$72.5 \pm 2.1$	$86.8 \pm 2.2$	$289.4 \pm 4.2$	$448.7 \pm 5.2$
Total (background)	$149.3 \pm 5.5$	$135.3 \pm 5.8$	$455.1 \pm 8.4$	$740 \pm 11$
Data	1631	1964	6229	9824

**Table 1.** The predicted background and observed event yields after applying the event selection criteria and normalisation described in the text. Uncertainties are statistical only.

probability for a jet to be misidentified as a lepton, determined using events collected with jet triggers of different energy thresholds [38]. For both the electron and muon candidates described in section 3, an associated “loose” lepton candidate is defined based on relaxed isolation requirements [38]. The lepton misidentification probabilities are then applied as weights to events containing one lepton candidate passing the signal selection and one or more loose lepton candidates.

The Drell-Yan background outside the Z-boson mass window is estimated using the ratio of the numbers of simulated events inside and outside the window to scale the observed event yield inside the window [11]. Contributions to this region from other processes, in which the two leptons do not arise from Z-boson decay, are estimated from the number of  $e\mu$  events in data and subtracted prior to performing the rescaling.

## 5 Event yields and measurements at the reconstruction level

The expected background and observed event yields per lepton flavour combination in the final sample are listed in table 1. The total predicted yield in the  $e\mu$  channel is significantly larger than for the same-flavour channels, for which the additional requirements on the  $E_T^{\text{miss}}$  and invariant-mass of the lepton pair described in section 3 are applied to suppress Drell-Yan background. After subtraction of the predicted background yields, the remaining yield in data is assumed to be signal from dileptonic  $t\bar{t}$  decays, including  $\tau$  leptons that decay leptonically. All other  $t\bar{t}$  decay modes are treated as background and are included in the non-dileptonic  $t\bar{t}$  category. The largest background comes from single-top-quark production. The systematic uncertainties in the simulated yields are discussed in section 7.

The measurement of the  $t\bar{t}$  charge asymmetry using  $\Delta|y_t|$  requires the reconstruction of the entire  $t\bar{t}$  event. Each signal event contains two neutrinos, and there is also an ambiguity in combining the b jets with the leptons, resulting in up to 8 possible solutions for the  $t\bar{t}$  system. The Analytical Matrix Weighting Technique (AMWT) [11] is used to find the most probable solution for a top-quark mass of 172.5 GeV. In events with only one b tag, the second b jet is assumed to be the untagged jet with the largest  $p_T$ . Solutions are assigned a weight based on the probability of observing the given configuration [11],

$\Delta y_t $	$[-\infty, -0.7]$	$[-0.7, -0.3]$	$[-0.3, 0.0]$	$[0.0, 0.3]$	$[0.3, 0.7]$	$[0.7, \infty]$
$\Delta \eta_\ell $	$[-\infty, -0.8]$	$[-0.8, -0.4]$	$[-0.4, 0.0]$	$[0.0, 0.4]$	$[0.4, 0.8]$	$[0.8, \infty]$

**Table 2.** Binning used in the distributions of  $\Delta|y_t|$  and  $\Delta|\eta_\ell|$ .

and the  $t\bar{t}$  kinematic quantities are taken from the solution with the largest weight. To reduce the fraction of events with no analytic solution, caused largely by the presence of mismeasured jets, the  $E_T^{\text{miss}}$  and the energies and directions of the jets are allowed to vary within their uncertainties via a Monte Carlo integration over parameterised jet and  $E_T^{\text{miss}}$  resolution functions [14]. Despite this step,  $\approx 14\%$  of the events still provide no solutions, both for data and simulation. In the measurement of  $\Delta|y_t|$ ,  $M_{t\bar{t}}$ ,  $|y_{t\bar{t}}|$ , and  $p_T^{t\bar{t}}$ , these events are not used, which is accounted for as an additional event selection requirement.

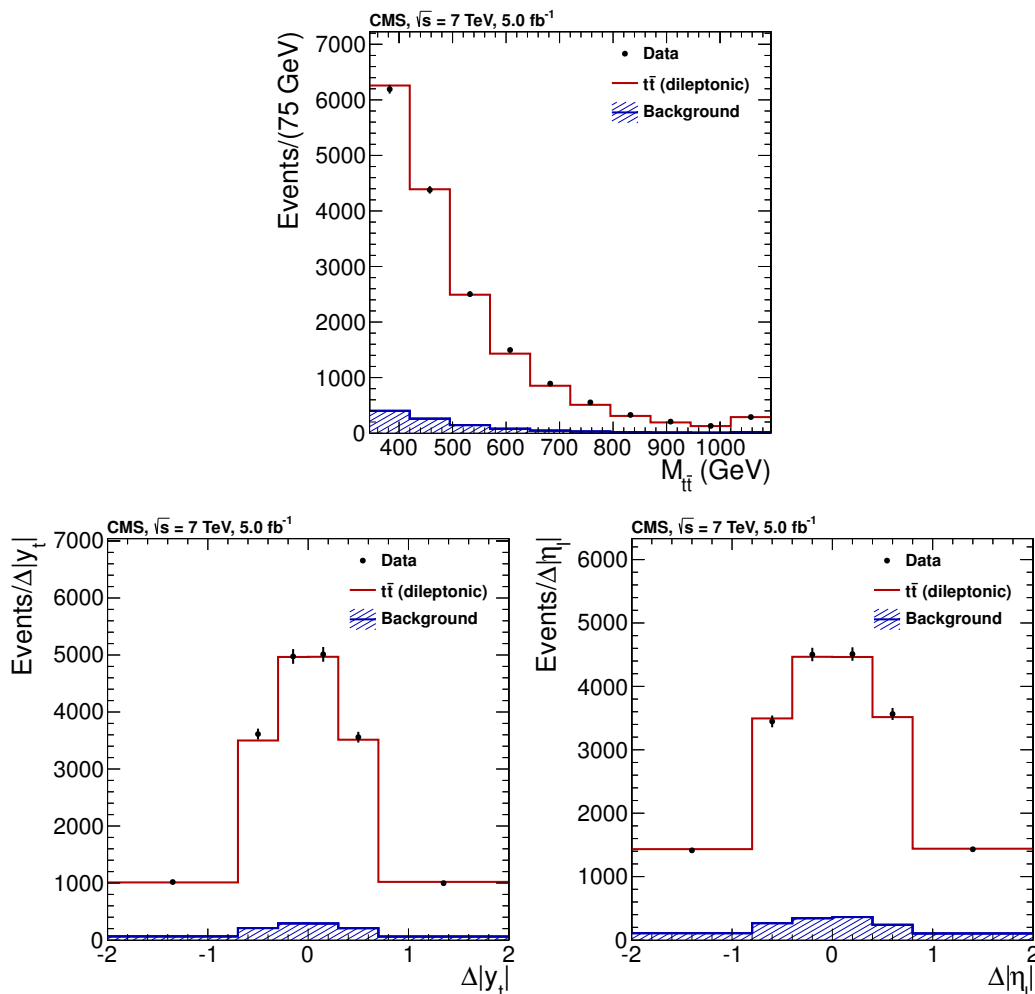
A comparison between data and simulation for the  $M_{t\bar{t}}$ ,  $\Delta|y_t|$ , and  $\Delta|\eta_\ell|$  distributions is shown in figure 1, where the signal yield from the simulation has been normalised to the number of background-subtracted signal events in data. The distributions from data and simulation agree in all cases. The uncorrected value of  $A_C$  at the reconstruction level is  $-0.005 \pm 0.011$  in data and  $0.003 \pm 0.003$  in simulation, where the uncertainties are statistical only. For  $A_C^{\text{lep}}$ , the uncorrected values are  $0.007 \pm 0.010$  and  $0.002 \pm 0.003$  in data and simulation, respectively.

## 6 Unfolding the distributions

The observed  $\Delta|y_t|$  and  $\Delta|\eta_\ell|$  distributions are distorted relative to the true underlying distributions by the acceptance of the detector, the efficiency of the trigger and event selection, and the finite resolution of the kinematic quantities. To correct the data for these effects, we apply an unfolding procedure that yields the corrected  $\Delta|y_t|$  and  $\Delta|\eta_\ell|$  distributions at the parton level. These distributions represent the differential cross sections in  $\Delta|y_t|$  and  $\Delta|\eta_\ell|$ , and are normalised to unit area.

The choice of binning for each distribution is motivated by the desire to minimise bin-to-bin statistical fluctuations. The bin sizes are chosen so that there are similar numbers of events in each bin, and are summarised in table 2.

The background-subtracted distribution  $\vec{b}$  for either  $\Delta|y_t|$  or  $\Delta|\eta_\ell|$  is related to the underlying parton-level distribution  $\vec{x}$  through the equation  $\vec{b} = SA\vec{x}$ , where  $A$  is a diagonal matrix describing the fraction (acceptance times efficiency) of all produced signal events that are expected to be selected in each of the measured bins, and  $S$  is a non-diagonal “smearing” matrix describing the migration of events between bins caused by the detector resolution and reconstruction techniques. The  $A$  and  $S$  matrices are modelled using simulated MC@NLO  $t\bar{t}$  events, and the results are displayed in figures 2 and 3. The smearing in  $\Delta|y_t|$  can be large in some events because of the uncertainties in the reconstruction of the  $t\bar{t}$  kinematic quantities. However, the largest numbers of events in the left plot of figure 3 lie close to the diagonal, meaning there is little migration between bins that are far apart. The corresponding smearing matrix for  $\Delta|\eta_\ell|$ , shown in the right plot of figure 3, is close to diagonal because of the excellent angular resolution of the lepton measurements.

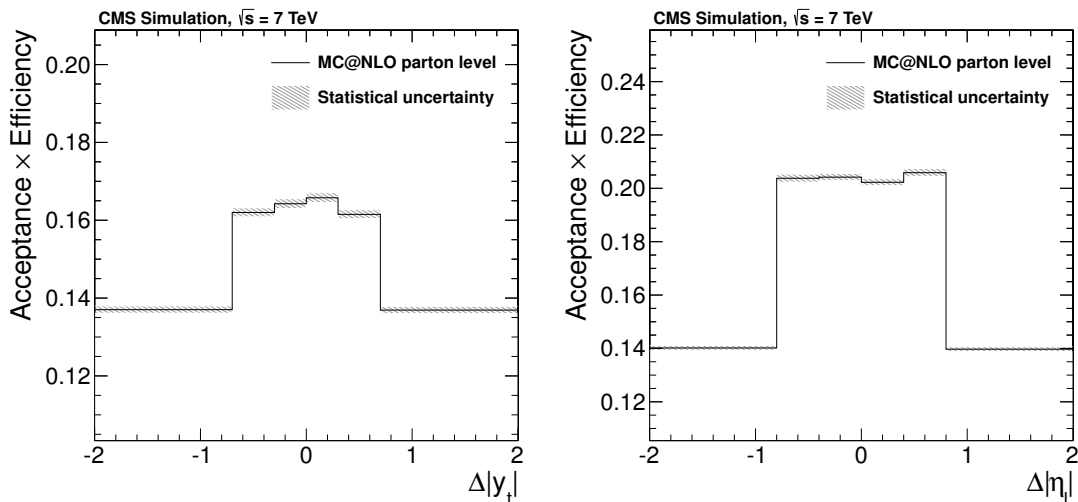


**Figure 1.** The reconstructed  $M_{t\bar{t}}$  (top),  $\Delta|y_t|$  (bottom left), and  $\Delta|\eta_\ell|$  (bottom right) distributions from data (points) and simulation (histogram). The simulated events are divided into signal (open histogram) and background (dashed histogram) contributions, where the background contribution includes all event categories stipulated in table 1. The signal yield is normalised to the background-subtracted data. The first and last bins include underflow and overflow events, respectively. The error bars on the data points represent the statistical uncertainties only.

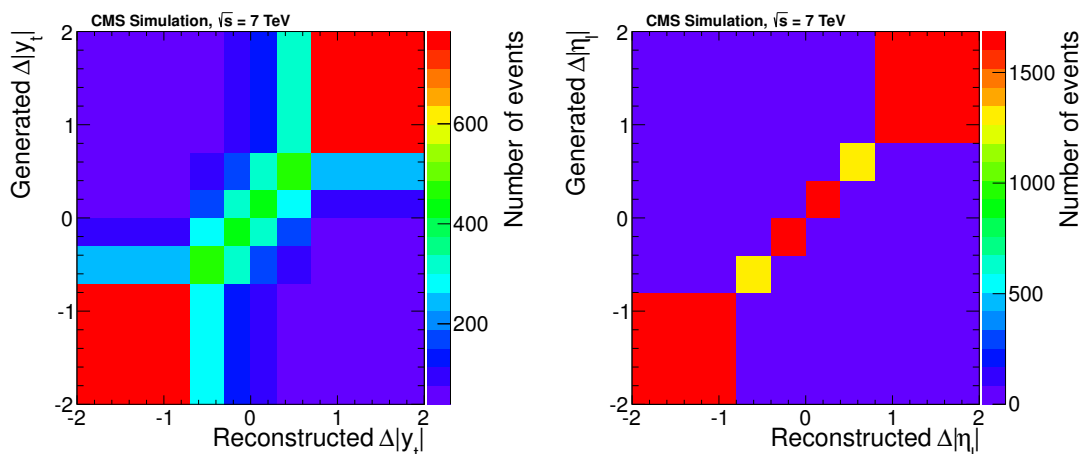
To determine the parton-level distributions for  $\Delta|y_t|$  and  $\Delta|\eta_\ell|$ , we employ a regularised unfolding algorithm based on singular-value decomposition (SVD) [39]. The effects of large statistical fluctuations in the algorithm are greatly reduced by introducing a regularisation term in the unfolding procedure. The full covariance matrix is used in the evaluation of the statistical uncertainty in the measured asymmetry.

To verify that the unfolding procedure correctly unfolds distributions for different values of the asymmetry, we reweight simulated  $t\bar{t}$  events according to a linear function of  $\Delta|y_t|$  (or  $\Delta|\eta_\ell|$ ), defined by a weight  $w = 1 + K\Delta|y_t|$  (or  $\Delta|\eta_\ell|$ ). The parameter  $K$  is varied between  $-0.3$  and  $0.3$  in steps of  $0.1$ , introducing asymmetries between approximately  $-0.2$  and  $0.2$  (far beyond the SM expectations). For each value of  $K$ , we generate a set of pseudoexperiments in which the number of events in each bin of the measured





**Figure 2.** Diagonal elements of the matrix  $A$  describing the acceptance times efficiency of signal events as a function of  $\Delta|y_t|$  (left) and  $\Delta|\eta_\ell|$  (right) from simulated MC@NLO  $t\bar{t}$  events. The statistical uncertainties are represented by the hatched band, and the first and last bins include underflow and overflow events, respectively.



**Figure 3.** Binned distributions of generated versus reconstructed values of  $\Delta|y_t|$  (left) and  $\Delta|\eta_\ell|$  (right) from simulated MC@NLO  $t\bar{t}$  events, used to derive the smearing matrices ( $S$ ).

distribution is varied according to Poisson statistics. The distributions are then unfolded, and the average value of the measured asymmetry is compared to the input value. We observe a linear relationship, thus validating the unfolding procedure. The constant of proportionality between the true and measured asymmetries deviates slightly from unity, leading to changes of up to 1% in the measured asymmetry. The effect of this bias is included in the systematic uncertainty from the unfolding. We also fit the distribution of the pulls ( $[\text{measured}-\text{expected}]/\text{uncertainty}$ ) in the set of pseudoexperiments to a Gaussian function and verify that its standard deviation is consistent with unity.

## 7 Systematic uncertainties

Various systematic uncertainties have been evaluated, concerning mainly the detector performance and the modelling of the signal and background processes. Each systematic uncertainty is estimated using the difference between the results from the systematic variation and the central value.

The uncertainty from the jet-energy-scale (JES) corrections affects the AMWT  $t\bar{t}$  solutions, as well as the event selection. It is estimated by varying the JES of jets within their uncertainties [14], and propagating this to the  $E_T^{\text{miss}}$ . The uncertainty in the lepton energy scale, which affects mainly the lepton  $p_T$  distributions, is estimated by varying the energy scale of electrons by  $\pm 0.5\%$  (the uncertainty in muon energies is negligible in comparison), as estimated from comparisons between measured and simulated Z-boson events [40].

The uncertainty in the background subtraction is obtained by varying the normalisation of each background component, by  $\pm 50\%$  for single-top-quark and diboson production, and by  $\pm 100\%$  for Drell-Yan production and misidentified leptons, based on the estimates discussed in section 4.

The  $t\bar{t}$  modelling and simulation uncertainties are evaluated by rederiving the  $A$  and  $S$  matrices using simulated events with the following variations: the jet energy resolution is increased by 5-10%, depending on the  $\eta$  of the jet [14]; the simulated pileup multiplicity distribution is changed within its uncertainty; the scale factors between data and simulation for the b-tagging efficiency [15], trigger efficiency, and lepton selection efficiency are shifted up and down by their uncertainties; the factorisation and renormalisation scales are together varied up and down by a factor of 2; the top-quark mass is varied by  $\pm 1$  GeV, based on the uncertainty in the combined Tevatron  $m_t$  measurement [41]; and the parton distribution functions are varied using the PDF4LHC formula [42]. In the simulated  $t\bar{t}$  events, the  $\tau$ -leptons are unpolarised. This affects the angular distributions of the electrons and muons coming from  $\tau$ -lepton decays. The corresponding systematic effect is estimated by reweighting the  $\tau$ -lepton decay distributions to reproduce the SM expectations. Since the origin of the discrepancy of the top-quark  $p_T$  distributions between data and simulation [35] is not fully understood, a 100% systematic uncertainty is applied to the top-quark  $p_T$  reweighting procedure discussed in section 3.

Finally, the results of the unfolding linearity tests discussed in section 6 are used to estimate the systematic uncertainty in the unfolding procedure. The systematic uncertainties in the unfolded  $A_C$  and  $A_C^{\text{lep}}$  measurements are summarised in table 3. The individual terms are added in quadrature to estimate the total systematic uncertainties. The dominant uncertainties are from the unfolding procedure for  $A_C$ , and the factorisation and renormalisation scale uncertainties for  $A_C^{\text{lep}}$ .

## 8 Results

The background-subtracted, unfolded, and normalised  $\Delta|y_t|$  and  $\Delta|\eta_\ell|$  distributions for the selected data events are shown in figure 4, along with the parton-level predictions obtained with the MC@NLO generator. The measured and predicted values are consistent.

Variable	$A_C$	$A_C^{\text{lep}}$
Experimental uncertainties		
Jet energy scale	0.003	0.001
Lepton energy scale	<0.001	<0.001
Background	0.001	0.001
Jet energy resolution	<0.001	<0.001
Pileup	<0.001	0.001
Scale factor for b tagging	<0.001	<0.001
Lepton selection	<0.001	<0.001
$t\bar{t}$ modelling uncertainties		
Fact. and renorm. scales	0.004	0.005
Top-quark mass	0.001	0.001
Parton distribution functions	<0.001	<0.001
$\tau$ -lepton decay	<0.001	<0.001
Top-quark $p_T$ reweighting	0.001	<0.001
Unfolding	0.006	0.001
Total systematic uncertainty	0.008	0.006

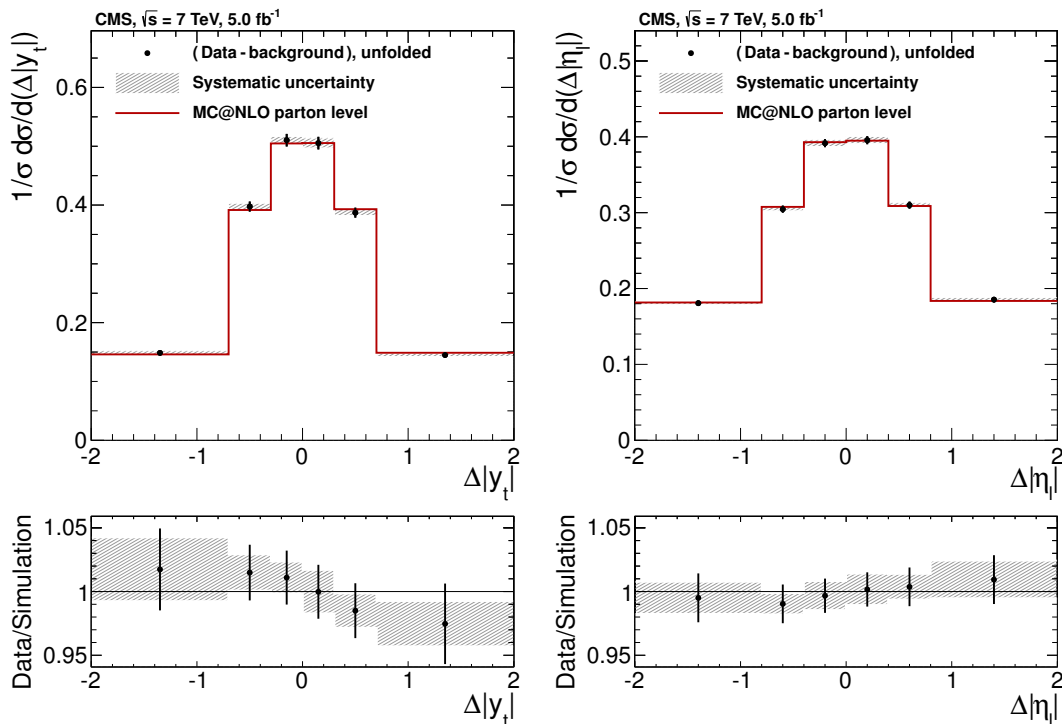
**Table 3.** Systematic uncertainties in the unfolded values of  $A_C$  and  $A_C^{\text{lep}}$  from the sources listed.

The measured values of  $A_C$  and  $A_C^{\text{lep}}$ , unfolded to the parton level, are presented in table 4, where they are compared to the predictions from the MC@NLO  $t\bar{t}$  sample and from NLO calculations [4]. Correlations between the contents of different bins, introduced by the unfolding process, are accounted for in the calculation of the uncertainties. The measured values are consistent with the expectations of the SM.

We also measure the dependence of the unfolded  $A_C^{\text{lep}}$  values on  $M_{t\bar{t}}$ ,  $|y_{t\bar{t}}|$ , and  $p_T^{t\bar{t}}$ . To do so, we apply the same unfolding procedure on a two-dimensional distribution consisting of two bins in  $\Delta|\eta_\ell|$  ( $\Delta|\eta_\ell| > 0$  and  $\Delta|\eta_\ell| < 0$ ) and three bins in  $M_{t\bar{t}}$ ,  $|y_{t\bar{t}}|$ , or  $p_T^{t\bar{t}}$ . Since the regularisation procedure makes use of the second-derivative matrix, which is not well-defined for a two-bin distribution, the regularisation constraint is applied only along the  $M_{t\bar{t}}$ ,  $|y_{t\bar{t}}|$ , and  $p_T^{t\bar{t}}$  coordinates (this method was used previously in ref. [2]). The dependencies of the unfolded  $A_C^{\text{lep}}$  measurements on  $M_{t\bar{t}}$ ,  $|y_{t\bar{t}}|$ , and  $p_T^{t\bar{t}}$  are shown in figure 5. The corresponding values of  $A_C^{\text{lep}}$  are given in table 5. The results are consistent with the MC@NLO predictions. We did not measure the differential  $A_C$  values by this method, because the large migration of events between positive and negative  $\Delta|y_t|$  was found to result in a biased response when only two bins in  $\Delta|y_t|$  were used for the unfolding.

## 9 Summary

The first measurements in the dilepton final state of the difference in the  $|y|$  distributions of top quarks and antiquarks and in the  $|\eta|$  distributions of positive and negative leptons have been presented, in terms of the asymmetry variables  $A_C$  and  $A_C^{\text{lep}}$ , respectively. The data

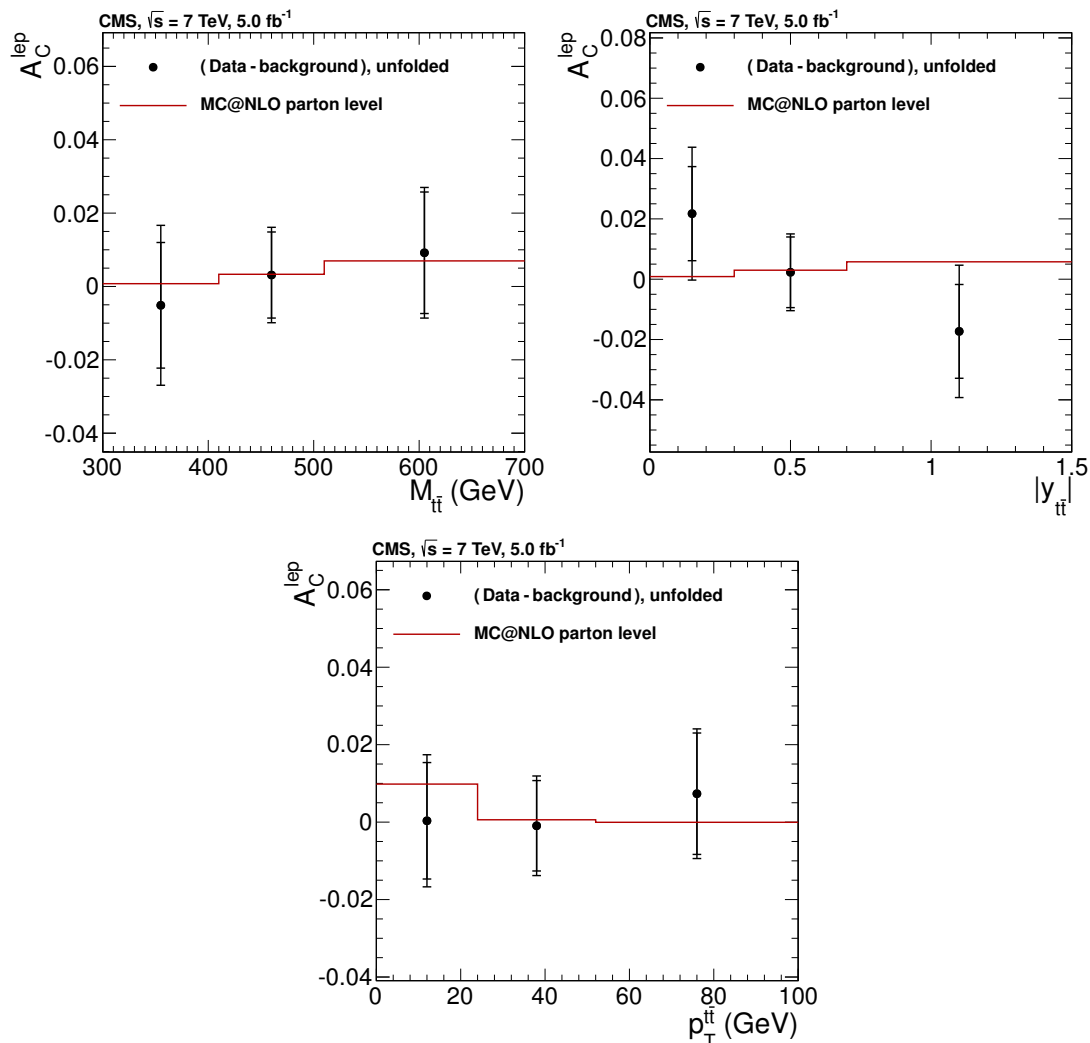


**Figure 4.** Top: background-subtracted and unfolded differential measurements of  $\Delta|y_t|$  (left) and  $\Delta|\eta_l|$  (right), both normalised to unit area (points), and the parton-level predictions from MC@NLO (histograms). Bottom: the ratio between the data and the MC@NLO prediction for  $\Delta|y_t|$  (left) and  $\Delta|\eta_l|$  (right). The error bars represent the statistical uncertainties in the data, while the systematic uncertainties are represented by the hatched band. The first and last bins include underflow and overflow events, respectively.

Variable	Data (unfolded)	MC@NLO prediction	NLO theory
$A_C$	$-0.010 \pm 0.017 \pm 0.008$	$0.004 \pm 0.001$	$0.0123 \pm 0.0005$
$A_C^{\text{lep}}$	$0.009 \pm 0.010 \pm 0.006$	$0.004 \pm 0.001$	$0.0070 \pm 0.0003$

**Table 4.** The unfolded  $A_C$  and  $A_C^{\text{lep}}$  measurements and parton-level predictions from the MC@NLO simulation and from NLO calculations [4]. For the data, the first uncertainty is statistical and the second is systematic. For the simulated results, the uncertainties are statistical only, while the uncertainties in the NLO calculations come from varying the factorisation and renormalisation scales up and down by a factor of two.

sample of  $t\bar{t}$  events corresponds to a total integrated luminosity of  $5.0 \text{ fb}^{-1}$  from pp collisions at  $\sqrt{s} = 7 \text{ TeV}$ , collected by the CMS experiment at the LHC. The measured value of  $A_C$  is  $-0.010 \pm 0.017$  (stat.)  $\pm 0.008$  (syst.) and of  $A_C^{\text{lep}}$  is  $0.009 \pm 0.010$  (stat.)  $\pm 0.006$  (syst.), both unfolded to the parton level. The differential distributions of  $A_C^{\text{lep}}$  as a function of the  $t\bar{t}$  system variables  $M_{t\bar{t}}$ ,  $|y_{t\bar{t}}|$ , and  $p_T^{t\bar{t}}$  have also been determined. All measurements are found to be in agreement with standard model expectations, and can help constrain theories beyond the standard model [3].



**Figure 5.** Dependence of the unfolded  $A_C^{\text{lep}}$  values (points) on  $M_{t\bar{t}}$  (top left),  $|y_{t\bar{t}}|$  (top right), and  $p_T^{t\bar{t}}$  (bottom), and the parton-level predictions from MC@NLO (histograms). The inner and outer error bars represent the statistical and total uncertainties, respectively. The last bin of each plot includes overflow events.

### Acknowledgments

We congratulate our colleagues in the CERN accelerator departments for the excellent performance of the LHC and thank the technical and administrative staffs at CERN and at other CMS institutes for their contributions to the success of the CMS effort. In addition, we gratefully acknowledge the computing centres and personnel of the Worldwide LHC Computing Grid for delivering so effectively the computing infrastructure essential to our analyses. Finally, we acknowledge the enduring support for the construction and operation of the LHC and the CMS detector provided by the following funding agencies: BMWF and FWF (Austria); FNRS and FWO (Belgium); CNPq, CAPES, FAPERJ, and FAPESP (Brazil); MES (Bulgaria); CERN; CAS, MoST, and NSFC (China); COLCIENCIAS (Colombia); MSES and CSF (Croatia); RPF (Cyprus); MoER, SF0690030s09 and

Bin	Data (unfolded)	MC@NLO prediction
$M_{t\bar{t}} < 410 \text{ GeV}$	$-0.005 \pm 0.017 \pm 0.013$	$0.001 \pm 0.008$
$410 \leq M_{t\bar{t}} < 510 \text{ GeV}$	$0.003 \pm 0.012 \pm 0.006$	$0.003 \pm 0.007$
$M_{t\bar{t}} \geq 510 \text{ GeV}$	$0.009 \pm 0.017 \pm 0.007$	$0.007 \pm 0.008$
$ y_{t\bar{t}}  < 0.3$	$0.022 \pm 0.016 \pm 0.016$	$0.001 \pm 0.009$
$0.3 \leq  y_{t\bar{t}}  < 0.7$	$0.002 \pm 0.012 \pm 0.005$	$0.003 \pm 0.008$
$ y_{t\bar{t}}  \geq 0.7$	$-0.017 \pm 0.016 \pm 0.015$	$0.006 \pm 0.006$
$p_T^{t\bar{t}} < 24 \text{ GeV}$	$0.000 \pm 0.015 \pm 0.008$	$0.009 \pm 0.007$
$24 \leq p_T^{t\bar{t}} < 52 \text{ GeV}$	$-0.001 \pm 0.012 \pm 0.005$	$0.000 \pm 0.008$
$p_T^{t\bar{t}} \geq 52 \text{ GeV}$	$0.007 \pm 0.016 \pm 0.006$	$0.000 \pm 0.007$

**Table 5.** Measurements of the unfolded  $A_C^{\text{lep}}$  values in bins of  $M_{t\bar{t}}$ ,  $|y_{t\bar{t}}|$ , and  $p_T^{t\bar{t}}$ , and the parton-level predictions from MC@NLO. For the data, the first uncertainty is statistical and the second is systematic. For the predictions, the uncertainties are statistical only.

ERDF (Estonia); Academy of Finland, MEC, and HIP (Finland); CEA and CNRS/IN2P3 (France); BMBF, DFG, and HGF (Germany); GSRT (Greece); OTKA and NIH (Hungary); DAE and DST (India); IPM (Iran); SFI (Ireland); INFN (Italy); NRF and WCU (Republic of Korea); LAS (Lithuania); MOE and UM (Malaysia); CINVESTAV, CONACYT, SEP, and UASLP-FAI (Mexico); MBIE (New Zealand); PAEC (Pakistan); MSHE and NSC (Poland); FCT (Portugal); JINR (Dubna); MON, RosAtom, RAS and RFBR (Russia); MESTD (Serbia); SEIDI and CPAN (Spain); Swiss Funding Agencies (Switzerland); NSC (Taipei); ThEPCenter, IPST, STAR and NSTDA (Thailand); TUBITAK and TAEK (Turkey); NASU (Ukraine); STFC (United Kingdom); DOE and NSF (USA).

Individuals have received support from the Marie-Curie programme and the European Research Council and EPLANET (European Union); the Leventis Foundation; the A. P. Sloan Foundation; the Alexander von Humboldt Foundation; the Belgian Federal Science Policy Office; the Fonds pour la Formation à la Recherche dans l’Industrie et dans l’Agriculture (FRIA-Belgium); the Agentschap voor Innovatie door Wetenschap en Technologie (IWT-Belgium); the Ministry of Education, Youth and Sports (MEYS) of Czech Republic; the Council of Science and Industrial Research, India; the Compagnia di San Paolo (Torino); the HOMING PLUS programme of Foundation for Polish Science, cofinanced by EU, Regional Development Fund; and the Thalís and Aristeia programmes cofinanced by EU-ESF and the Greek NSRF.

**Open Access.** This article is distributed under the terms of the Creative Commons Attribution License ([CC-BY 4.0](https://creativecommons.org/licenses/by/4.0/)), which permits any use, distribution and reproduction in any medium, provided the original author(s) and source are credited.

## References

- [1] D0 collaboration, V. Abazov et al., *First measurement of the forward-backward charge asymmetry in top quark pair production*, *Phys. Rev. Lett.* **100** (2008) 142002 [[arXiv:0712.0851](#)] [[INSPIRE](#)].
- [2] CDF collaboration, T. Aaltonen et al., *Measurement of the top quark forward-backward production asymmetry and its dependence on event kinematic properties*, *Phys. Rev. D* **87** (2013) 092002 [[arXiv:1211.1003](#)] [[INSPIRE](#)].
- [3] D. Krohn, T. Liu, J. Shelton and L.-T. Wang, *A polarized view of the top asymmetry*, *Phys. Rev. D* **84** (2011) 074034 [[arXiv:1105.3743](#)] [[INSPIRE](#)].
- [4] W. Bernreuther and Z.-G. Si, *Top quark and leptonic charge asymmetries for the Tevatron and LHC*, *Phys. Rev. D* **86** (2012) 034026 [[arXiv:1205.6580](#)] [[INSPIRE](#)].
- [5] CMS collaboration, *Inclusive and differential measurements of the  $t\bar{t}$  charge asymmetry in proton-proton collisions at 7 TeV*, *Phys. Lett. B* **717** (2012) 129 [[arXiv:1207.0065](#)] [[INSPIRE](#)].
- [6] ATLAS collaboration, *Measurement of the charge asymmetry in top quark pair production in pp collisions at  $\sqrt{s} = 7$  TeV using the ATLAS detector*, *Eur. Phys. J. C* **72** (2012) 2039 [[arXiv:1203.4211](#)] [[INSPIRE](#)].
- [7] ATLAS collaboration, *Measurement of the top quark pair production charge asymmetry in proton-proton collisions at  $\sqrt{s} = 7$  TeV using the ATLAS detector*, *JHEP* **02** (2014) 107 [[arXiv:1311.6724](#)] [[INSPIRE](#)].
- [8] CMS collaboration, *The CMS experiment at the CERN LHC, 2008 JINST* **3** S08004 [[INSPIRE](#)].
- [9] CMS collaboration, *Electron reconstruction and identification at  $\sqrt{s} = 7$  TeV*, *CMS-PAS-EGM-10-004* (2010).
- [10] CMS collaboration, *Performance of CMS muon reconstruction in pp collision events at  $\sqrt{s} = 7$  TeV*, *2012 JINST* **7** P10002 [[arXiv:1206.4071](#)] [[INSPIRE](#)].
- [11] CMS collaboration, *Measurement of the  $t\bar{t}$  production cross section and the top quark mass in the dilepton channel in pp collisions at  $\sqrt{s} = 7$  TeV*, *JHEP* **07** (2011) 049 [[arXiv:1105.5661](#)] [[INSPIRE](#)].
- [12] CMS collaboration, *Commissioning of the particle-flow reconstruction in minimum-bias and jet events from pp Collisions at 7 TeV*, *CMS-PAS-PFT-10-002* (2010).
- [13] M. Cacciari, G.P. Salam and G. Soyez, *The anti- $k_t$  jet clustering algorithm*, *JHEP* **04** (2008) 063 [[arXiv:0802.1189](#)] [[INSPIRE](#)].
- [14] CMS collaboration, *Determination of jet energy calibration and transverse momentum resolution in CMS*, *2011 JINST* **6** P11002 [[arXiv:1107.4277](#)] [[INSPIRE](#)].
- [15] CMS collaboration, *Identification of b-quark jets with the CMS experiment*, *2013 JINST* **8** P04013 [[arXiv:1211.4462](#)] [[INSPIRE](#)].
- [16] S. Frixione and B.R. Webber, *Matching NLO QCD computations and parton shower simulations*, *JHEP* **06** (2002) 029 [[hep-ph/0204244](#)] [[INSPIRE](#)].
- [17] G. Corcella et al., *HERWIG 6: an event generator for hadron emission reactions with interfering gluons (including supersymmetric processes)*, *JHEP* **01** (2001) 010 [[hep-ph/0011363](#)] [[INSPIRE](#)].

- [18] J. Alwall, M. Herquet, F. Maltoni, O. Mattelaer and T. Stelzer, *MadGraph 5: going beyond*, *JHEP* **06** (2011) 128 [[arXiv:1106.0522](#)] [[INSPIRE](#)].
- [19] P. Nason, *A new method for combining NLO QCD with shower Monte Carlo algorithms*, *JHEP* **11** (2004) 040 [[hep-ph/0409146](#)] [[INSPIRE](#)].
- [20] S. Frixione, P. Nason and C. Oleari, *Matching NLO QCD computations with Parton Shower simulations: the POWHEG method*, *JHEP* **11** (2007) 070 [[arXiv:0709.2092](#)] [[INSPIRE](#)].
- [21] S. Alioli, P. Nason, C. Oleari and E. Re, *A general framework for implementing NLO calculations in shower Monte Carlo programs: the POWHEG BOX*, *JHEP* **06** (2010) 043 [[arXiv:1002.2581](#)] [[INSPIRE](#)].
- [22] T. Sjöstrand, S. Mrenna and P. Skands, *PYTHIA 6.4 physics and manual*, *JHEP* **05** (2006) 026 [[hep-ph/0603175](#)] [[INSPIRE](#)].
- [23] K. Melnikov and F. Petriello, *Electroweak gauge boson production at hadron colliders through  $O(\alpha_s^2)$* , *Phys. Rev. D* **74** (2006) 114017 [[hep-ph/0609070](#)] [[INSPIRE](#)].
- [24] S. Alioli, P. Nason, C. Oleari and E. Re, *NLO vector-boson production matched with shower in POWHEG*, *JHEP* **07** (2008) 060 [[arXiv:0805.4802](#)] [[INSPIRE](#)].
- [25] J.M. Campbell, R.K. Ellis and C. Williams, *Vector boson pair production at the LHC*, *JHEP* **07** (2011) 018 [[arXiv:1105.0020](#)] [[INSPIRE](#)].
- [26] N. Kidonakis, *Next-to-next-to-leading-order collinear and soft gluon corrections for t-channel single top quark production*, *Phys. Rev. D* **83** (2011) 091503 [[arXiv:1103.2792](#)] [[INSPIRE](#)].
- [27] N. Kidonakis, *NNLL resummation for s-channel single top quark production*, *Phys. Rev. D* **81** (2010) 054028 [[arXiv:1001.5034](#)] [[INSPIRE](#)].
- [28] S. Alioli, P. Nason, C. Oleari and E. Re, *NLO single-top production matched with shower in POWHEG: s- and t-channel contributions*, *JHEP* **09** (2009) 111 [Erratum *ibid.* **1002** (2010) 011] [[arXiv:0907.4076](#)] [[INSPIRE](#)].
- [29] N. Kidonakis, *Two-loop soft anomalous dimensions for single top quark associated production with a  $Wm$  or  $H^-$* , *Phys. Rev. D* **82** (2010) 054018 [[arXiv:1005.4451](#)] [[INSPIRE](#)].
- [30] E. Re, *Single-top  $Wt$ -channel production matched with parton showers using the POWHEG method*, *Eur. Phys. J. C* **71** (2011) 1547 [[arXiv:1009.2450](#)] [[INSPIRE](#)].
- [31] GEANT4 collaboration, S. Agostinelli et al., *GEANT4 — a simulation toolkit*, *Nucl. Instrum. Meth. A* **506** (2003) 250 [[INSPIRE](#)].
- [32] CMS collaboration, *Measurement of the Drell-Yan cross section in pp collisions at  $\sqrt{s} = 7$  TeV*, *JHEP* **10** (2011) 007 [[arXiv:1108.0566](#)] [[INSPIRE](#)].
- [33] CMS collaboration, *Search for heavy, top-like quark pair production in the dilepton final state in pp collisions at  $\sqrt{s} = 7$  TeV*, *Phys. Lett. B* **716** (2012) 103 [[arXiv:1203.5410](#)] [[INSPIRE](#)].
- [34] CMS collaboration, *Measurement of the  $t\bar{t}$  production cross section in the dilepton channel in pp collisions at  $\sqrt{s} = 7$  TeV*, *JHEP* **11** (2012) 067 [[arXiv:1208.2671](#)] [[INSPIRE](#)].
- [35] CMS collaboration, *Measurement of differential top-quark pair production cross sections in pp collisions at  $\sqrt{s} = 7$  TeV*, *Eur. Phys. J. C* **73** (2013) 2339 [[arXiv:1211.2220](#)] [[INSPIRE](#)].
- [36] CMS collaboration, *Measurement of the single-top-quark t-channel cross section in pp collisions at  $\sqrt{s} = 7$  TeV*, *JHEP* **12** (2012) 035 [[arXiv:1209.4533](#)] [[INSPIRE](#)].



- [37] CMS collaboration, *Measurement of the sum of WW and WZ production with W+dijet events in pp collisions at  $\sqrt{s} = 7$  TeV*, *Eur. Phys. J. C* **73** (2013) 2283 [[arXiv:1210.7544](#)] [[INSPIRE](#)].
- [38] CMS collaboration, *Search for new physics with same-sign isolated dilepton events with jets and missing transverse energy at the LHC*, *JHEP* **06** (2011) 077 [[arXiv:1104.3168](#)] [[INSPIRE](#)].
- [39] A. Hocker and V. Kartvelishvili, *SVD approach to data unfolding*, *Nucl. Instrum. Meth. A* **372** (1996) 469 [[hep-ph/9509307](#)] [[INSPIRE](#)].
- [40] CMS collaboration, *Energy calibration and resolution of the CMS electromagnetic calorimeter in pp collisions at  $\sqrt{s} = 7$  TeV*, *2013 JINST* **8** P09009 [[arXiv:1306.2016](#)] [[INSPIRE](#)].
- [41] CDF, D0 collaboration, T. Aaltonen et al., *Combination of the top-quark mass measurements from the Tevatron collider*, *Phys. Rev. D* **86** (2012) 092003 [[arXiv:1207.1069](#)] [[INSPIRE](#)].
- [42] M. Botje et al., *The PDF4LHC working group interim recommendations*, [arXiv:1101.0538](#) [[INSPIRE](#)].

## The CMS collaboration

### Yerevan Physics Institute, Yerevan, Armenia

S. Chatrchyan, V. Khachatryan, A.M. Sirunyan, A. Tumasyan

### Institut für Hochenergiephysik der OeAW, Wien, Austria

W. Adam, T. Bergauer, M. Dragicevic, J. Erö, C. Fabjan<sup>1</sup>, M. Friedl, R. Frühwirth<sup>1</sup>, V.M. Ghete, C. Hartl, N. Hörmann, J. Hrubec, M. Jeitler<sup>1</sup>, W. Kiesenhofer, V. Knünz, M. Krammer<sup>1</sup>, I. Krätschmer, D. Liko, I. Mikulec, D. Rabady<sup>2</sup>, B. Rahbaran, H. Rohringer, R. Schöfbeck, J. Strauss, A. Taurok, W. Treberer-Treberspurg, W. Waltenberger, C.-E. Wulz<sup>1</sup>

### National Centre for Particle and High Energy Physics, Minsk, Belarus

V. Mossolov, N. Shumeiko, J. Suarez Gonzalez

### Universiteit Antwerpen, Antwerpen, Belgium

S. Alderweireldt, M. Bansal, S. Bansal, T. Cornelis, E.A. De Wolf, X. Janssen, A. Knutsson, S. Luyckx, L. Mucibello, S. Ochesanu, B. Roland, R. Rougny, H. Van Haeveermaet, P. Van Mechelen, N. Van Remortel, A. Van Spilbeeck

### Vrije Universiteit Brussel, Brussel, Belgium

F. Blekman, S. Blyweert, J. D'Hondt, N. Heracleous, A. Kalogeropoulos, J. Keaveney, T.J. Kim, S. Lowette, M. Maes, A. Olbrechts, D. Strom, S. Tavernier, W. Van Doninck, P. Van Mulders, G.P. Van Onsem, I. Villella

### Université Libre de Bruxelles, Bruxelles, Belgium

C. Caillol, B. Clerbaux, G. De Lentdecker, L. Favart, A.P.R. Gay, A. Léonard, P.E. Marage, A. Mohammadi, L. Perniè, T. Reis, T. Seva, L. Thomas, C. Vander Velde, P. Vanlaer, J. Wang

### Ghent University, Ghent, Belgium

V. Adler, K. Beernaert, L. Benucci, A. Cimmino, S. Costantini, S. Crucy, S. Dildick, G. Garcia, B. Klein, J. Lellouch, J. McCartin, A.A. Ocampo Rios, D. Ryckbosch, S. Salva Diblen, M. Sigamani, N. Strobbe, F. Thyssen, M. Tytgat, S. Walsh, E. Yazgan, N. Zaganidis

### Université Catholique de Louvain, Louvain-la-Neuve, Belgium

S. Basegmez, C. Beluffi<sup>3</sup>, G. Bruno, R. Castello, A. Caudron, L. Ceard, G.G. Da Silveira, C. Delaere, T. du Pree, D. Favart, L. Forthomme, A. Giammanco<sup>4</sup>, J. Hollar, P. Jez, M. Komm, V. Lemaitre, J. Liao, O. Militaru, C. Nuttens, D. Pagano, A. Pin, K. Piotrkowski, A. Popov<sup>5</sup>, L. Quertenmont, M. Selvaggi, M. Vidal Marono, J.M. Vizan Garcia

### Université de Mons, Mons, Belgium

N. Belyi, T. Caebergs, E. Daubie, G.H. Hammad

### Centro Brasileiro de Pesquisas Físicas, Rio de Janeiro, Brazil

G.A. Alves, M. Correa Martins Junior, T. Martins, M.E. Pol, M.H.G. Souza

**Universidade do Estado do Rio de Janeiro, Rio de Janeiro, Brazil**

W.L. Aldá Júnior, W. Carvalho, J. Chinellato<sup>6</sup>, A. Custódio, E.M. Da Costa, D. De Jesus Damiao, C. De Oliveira Martins, S. Fonseca De Souza, H. Malbouisson, M. Malek, D. Matos Figueiredo, L. Mundim, H. Nogima, W.L. Prado Da Silva, J. Santaolalla, A. Santoro, A. Sznajder, E.J. Tonelli Manganote<sup>6</sup>, A. Vilela Pereira

**Universidade Estadual Paulista <sup>a</sup>, Universidade Federal do ABC <sup>b</sup>, São Paulo, Brazil**

C.A. Bernardes<sup>b</sup>, F.A. Dias<sup>a,7</sup>, T.R. Fernandez Perez Tomei<sup>a</sup>, E.M. Gregores<sup>b</sup>, P.G. Mercadante<sup>b</sup>, S.F. Novaes<sup>a</sup>, Sandra S. Padula<sup>a</sup>

**Institute for Nuclear Research and Nuclear Energy, Sofia, Bulgaria**

V. Genchev<sup>2</sup>, P. Iaydjiev<sup>2</sup>, A. Marinov, S. Piperov, M. Rodozov, G. Sultanov, M. Vutova

**University of Sofia, Sofia, Bulgaria**

A. Dimitrov, I. Glushkov, R. Hadjiiska, V. Kozhuharov, L. Litov, B. Pavlov, P. Petkov

**Institute of High Energy Physics, Beijing, China**

J.G. Bian, G.M. Chen, H.S. Chen, M. Chen, R. Du, C.H. Jiang, D. Liang, S. Liang, X. Meng, R. Plestina<sup>8</sup>, J. Tao, X. Wang, Z. Wang

**State Key Laboratory of Nuclear Physics and Technology, Peking University, Beijing, China**

C. Asawatangtrakuldee, Y. Ban, Y. Guo, Q. Li, W. Li, S. Liu, Y. Mao, S.J. Qian, D. Wang, L. Zhang, W. Zou

**Universidad de Los Andes, Bogota, Colombia**

C. Avila, C.A. Carrillo Montoya, L.F. Chaparro Sierra, C. Florez, J.P. Gomez, B. Gomez Moreno, J.C. Sanabria

**Technical University of Split, Split, Croatia**

N. Godinovic, D. Lelas, D. Polic, I. Puljak

**University of Split, Split, Croatia**

Z. Antunovic, M. Kovac

**Institute Rudjer Boskovic, Zagreb, Croatia**

V. Brigljevic, K. Kadija, J. Luetic, D. Mekterovic, S. Morovic, L. Tikvica

**University of Cyprus, Nicosia, Cyprus**

A. Attikis, G. Mavromanolakis, J. Mousa, C. Nicolaou, F. Ptochos, P.A. Razis

**Charles University, Prague, Czech Republic**

M. Finger, M. Finger Jr.

**Academy of Scientific Research and Technology of the Arab Republic of Egypt, Egyptian Network of High Energy Physics, Cairo, Egypt**

A.A. Abdelalim<sup>9</sup>, Y. Assran<sup>10</sup>, S. Elgammal<sup>11</sup>, A. Ellithi Kamel<sup>12</sup>, M.A. Mahmoud<sup>13</sup>, A. Radi<sup>11,14</sup>

**National Institute of Chemical Physics and Biophysics, Tallinn, Estonia**

M. Kadastik, M. Müntel, M. Murumaa, M. Raidal, L. Rebane, A. Tiko

**Department of Physics, University of Helsinki, Helsinki, Finland**

P. Eerola, G. Fedi, M. Voutilainen

**Helsinki Institute of Physics, Helsinki, Finland**

J. Härkönen, V. Karimäki, R. Kinnunen, M.J. Kortelainen, T. Lampén, K. Lassila-Perini, S. Lehti, T. Lindén, P. Luukka, T. Mäenpää, T. Peltola, E. Tuominen, J. Tuominiemi, E. Tuovinen, L. Wendland

**Lappeenranta University of Technology, Lappeenranta, Finland**

T. Tuuva

**DSM/IRFU, CEA/Saclay, Gif-sur-Yvette, France**

M. Besancon, F. Couderc, M. Dejardin, D. Denegri, B. Fabbro, J.L. Faure, F. Ferri, S. Ganjour, A. Givernaud, P. Gras, G. Hamel de Monchenault, P. Jarry, E. Locci, J. Malcles, A. Nayak, J. Rander, A. Rosowsky, M. Titov

**Laboratoire Leprince-Ringuet, Ecole Polytechnique, IN2P3-CNRS, Palaiseau, France**

S. Baffioni, F. Beaudette, P. Busson, C. Charlot, N. Daci, T. Dahms, M. Dalchenko, L. Dobrzynski, A. Florent, R. Granier de Cassagnac, P. Miné, C. Mironov, I.N. Naranjo, M. Nguyen, C. Ochando, P. Paganini, D. Sabes, R. Salerno, J.b. Sauvan, Y. Sirois, C. Veelken, Y. Yilmaz, A. Zabi

**Institut Pluridisciplinaire Hubert Curien, Université de Strasbourg, Université de Haute Alsace Mulhouse, CNRS/IN2P3, Strasbourg, France**

J.-L. Agram<sup>15</sup>, J. Andrea, D. Bloch, J.-M. Brom, E.C. Chabert, C. Collard, E. Conte<sup>15</sup>, F. Drouhin<sup>15</sup>, J.-C. Fontaine<sup>15</sup>, D. Gelé, U. Goerlach, C. Goetzmann, P. Juillot, A.-C. Le Bihan, P. Van Hove

**Centre de Calcul de l'Institut National de Physique Nucleaire et de Physique des Particules, CNRS/IN2P3, Villeurbanne, France**

S. Gadrat

**Université de Lyon, Université Claude Bernard Lyon 1, CNRS-IN2P3, Institut de Physique Nucléaire de Lyon, Villeurbanne, France**

S. Beauceron, N. Beaupere, G. Boudoul, S. Brochet, J. Chasserat, R. Chierici, D. Contardo<sup>2</sup>, P. Depasse, H. El Mamouni, J. Fan, J. Fay, S. Gascon, M. Gouzevitch, B. Ille, T. Kurca, M. Lethuillier, L. Mirabito, S. Perries, J.D. Ruiz Alvarez, L. Sgandurra, V. Sordini, M. Vander Donckt, P. Verdier, S. Viret, H. Xiao

**Institute of High Energy Physics and Informatization, Tbilisi State University, Tbilisi, Georgia**

Z. Tsamalaidze<sup>16</sup>

**RWTH Aachen University, I. Physikalisches Institut, Aachen, Germany**

C. Autermann, S. Beranek, M. Bontenackels, B. Calpas, M. Edelhoff, L. Feld, O. Hindrichs, K. Klein, A. Ostapchuk, A. Perieanu, F. Raupach, J. Sammet, S. Schael, D. Sprenger, H. Weber, B. Wittmer, V. Zhukov<sup>5</sup>

**RWTH Aachen University, III. Physikalisches Institut A, Aachen, Germany**

M. Ata, J. Caudron, E. Dietz-Laursonn, D. Duchardt, M. Erdmann, R. Fischer, A. Güth, T. Hebbeker, C. Heidemann, K. Hoepfner, D. Klingebiel, S. Knutzen, P. Kreuzer, M. Merschmeyer, A. Meyer, M. Olschewski, K. Padeken, P. Papacz, H. Reithler, S.A. Schmitz, L. Sonnenschein, D. Teyssier, S. Thüer, M. Weber

**RWTH Aachen University, III. Physikalisches Institut B, Aachen, Germany**

V. Cherepanov, Y. Erdogan, G. Flügge, H. Geenen, M. Geisler, W. Haj Ahmad, F. Hoehle, B. Kargoll, T. Kress, Y. Kuessel, J. Lingemann<sup>2</sup>, A. Nowack, I.M. Nugent, L. Perchalla, O. Pooth, A. Stahl

**Deutsches Elektronen-Synchrotron, Hamburg, Germany**

I. Asin, N. Bartosik, J. Behr, W. Behrenhoff, U. Behrens, A.J. Bell, M. Bergholz<sup>17</sup>, A. Bethani, K. Borras, A. Burgmeier, A. Cakir, L. Calligaris, A. Campbell, S. Choudhury, F. Costanza, C. Diez Pardos, S. Dooling, T. Dorland, G. Eckerlin, D. Eckstein, T. Eichhorn, G. Flucke, A. Geiser, A. Grebenyuk, P. Gunnellini, S. Habib, J. Hauk, G. Hellwig, M. Hempel, D. Horton, H. Jung, M. Kasemann, P. Katsas, J. Kieseler, C. Kleinwort, M. Krämer, D. Krücker, W. Lange, J. Leonard, K. Lipka, W. Lohmann<sup>17</sup>, B. Lutz, R. Mankel, I. Marfin, I.-A. Melzer-Pellmann, A.B. Meyer, J. Mnich, A. Mussgiller, S. Naumann-Emme, O. Novgorodova, F. Nowak, E. Ntomari, H. Perrey, A. Petrukhin, D. Pitzl, R. Placakyte, A. Raspereza, P.M. Ribeiro Cipriano, C. Riedl, E. Ron, M.Ö. Sahin, J. Salfeld-Nebgen, P. Saxena, R. Schmidt<sup>17</sup>, T. Schoerner-Sadenius, M. Schröder, M. Stein, A.D.R. Vargas Trevino, R. Walsh, C. Wissing

**University of Hamburg, Hamburg, Germany**

M. Aldaya Martin, V. Blobel, H. Enderle, J. Erfle, E. Garutti, K. Goebel, M. Görner, M. Gosselink, J. Haller, R.S. Höing, H. Kirschenmann, R. Klanner, R. Kogler, J. Lange, T. Lapsien, T. Lenz, I. Marchesini, J. Ott, T. Peiffer, N. Pietsch, D. Rathjens, C. Sander, H. Schettler, P. Schleper, E. Schlieckau, A. Schmidt, M. Seidel, J. Sibille<sup>18</sup>, V. Sola, H. Stadie, G. Steinbrück, D. Troendle, E. Usai, L. Vanelderen

**Institut für Experimentelle Kernphysik, Karlsruhe, Germany**

C. Barth, C. Baus, J. Berger, C. Böser, E. Butz, T. Chwalek, W. De Boer, A. Descroix, A. Dierlamm, M. Feindt, M. Guthoff<sup>2</sup>, F. Hartmann<sup>2</sup>, T. Hauth<sup>2</sup>, H. Held, K.H. Hoffmann, U. Husemann, I. Katkov<sup>5</sup>, A. Kornmayer<sup>2</sup>, E. Kuznetsova, P. Lobelle Pardo, D. Martschei, M.U. Mozer, Th. Müller, M. Niegel, A. Nürnberg, O. Oberst, G. Quast, K. Rabbertz, F. Ratnikov, S. Röcker, F.-P. Schilling, G. Schott, H.J. Simonis, F.M. Stober, R. Ulrich, J. Wagner-Kuhr, S. Wayand, T. Weiler, R. Wolf, M. Zeise

**Institute of Nuclear and Particle Physics (INPP), NCSR Demokritos, Aghia Paraskevi, Greece**

G. Anagnostou, G. Daskalakis, T. Geralis, S. Kesisoglou, A. Kyriakis, D. Loukas, A. Markou, C. Markou, A. Psallidas, I. Topsis-giotis

**University of Athens, Athens, Greece**

L. Gouskos, A. Panagiotou, N. Saoulidou, E. Stiliaris

**University of Ioánnina, Ioánnina, Greece**

X. Aslanoglou, I. Evangelou<sup>2</sup>, G. Flouris, C. Foudas<sup>2</sup>, J. Jones, P. Kokkas, N. Manthos, I. Papadopoulos, E. Paradas

**Wigner Research Centre for Physics, Budapest, Hungary**

G. Bencze<sup>2</sup>, C. Hajdu, P. Hidas, D. Horvath<sup>19</sup>, F. Sikler, V. Veszpremi, G. Vesztergombi<sup>20</sup>, A.J. Zsigmond

**Institute of Nuclear Research ATOMKI, Debrecen, Hungary**

N. Beni, S. Czellar, J. Molnar, J. Palinkas, Z. Szillasi

**University of Debrecen, Debrecen, Hungary**

J. Karancsi, P. Raics, Z.L. Trocsanyi, B. Ujvari

**National Institute of Science Education and Research, Bhubaneswar, India**

S.K. Swain

**Panjab University, Chandigarh, India**

S.B. Beri, V. Bhatnagar, N. Dhingra, R. Gupta, M. Kaur, M.Z. Mehta, M. Mittal, N. Nishu, A. Sharma, J.B. Singh

**University of Delhi, Delhi, India**

Ashok Kumar, Arun Kumar, S. Ahuja, A. Bhardwaj, B.C. Choudhary, A. Kumar, S. Malhotra, M. Naimuddin, K. Ranjan, V. Sharma, R.K. Shivpuri

**Saha Institute of Nuclear Physics, Kolkata, India**

S. Banerjee, S. Bhattacharya, K. Chatterjee, S. Dutta, B. Gomber, Sa. Jain, Sh. Jain, R. Khurana, A. Modak, S. Mukherjee, D. Roy, S. Sarkar, M. Sharan, A.P. Singh

**Bhabha Atomic Research Centre, Mumbai, India**

A. Abdulsalam, D. Dutta, S. Kailas, V. Kumar, A.K. Mohanty<sup>2</sup>, L.M. Pant, P. Shukla, A. Topkar

**Tata Institute of Fundamental Research - EHEP, Mumbai, India**

T. Aziz, R.M. Chatterjee, S. Ganguly, S. Ghosh, M. Guchait<sup>21</sup>, A. Gurtu<sup>22</sup>, G. Kole, S. Kumar, M. Maity<sup>23</sup>, G. Majumder, K. Mazumdar, G.B. Mohanty, B. Parida, K. Sudhakar, N. Wickramage<sup>24</sup>

**Tata Institute of Fundamental Research - HECR, Mumbai, India**

S. Banerjee, S. Dugad

**Institute for Research in Fundamental Sciences (IPM), Tehran, Iran**

H. Arfaei, H. Bakhshiansohi, H. Behnamian, S.M. Etesami<sup>25</sup>, A. Fahim<sup>26</sup>, A. Jafari, M. Khakzad, M. Mohammadi Najafabadi, M. Naseri, S. Paktinat Mehdiabadi, B. Safarzadeh<sup>27</sup>, M. Zeinali

**University College Dublin, Dublin, Ireland**

M. Grunewald

**INFN Sezione di Bari <sup>a</sup>, Università di Bari <sup>b</sup>, Politecnico di Bari <sup>c</sup>, Bari, Italy**

M. Abbrescia<sup>a,b</sup>, L. Barbone<sup>a,b</sup>, C. Calabria<sup>a,b</sup>, S.S. Chhibra<sup>a,b</sup>, A. Colaleo<sup>a</sup>, D. Creanza<sup>a,c</sup>, N. De Filippis<sup>a,c</sup>, M. De Palma<sup>a,b</sup>, L. Fiore<sup>a</sup>, G. Iaselli<sup>a,c</sup>, G. Maggi<sup>a,c</sup>, M. Maggi<sup>a</sup>, B. Marangelli<sup>a,b</sup>, S. My<sup>a,c</sup>, S. Nuzzo<sup>a,b</sup>, N. Pacifico<sup>a</sup>, A. Pompili<sup>a,b</sup>, G. Pugliese<sup>a,c</sup>, R. Radogna<sup>a,b</sup>, G. Selvaggi<sup>a,b</sup>, L. Silvestris<sup>a</sup>, G. Singh<sup>a,b</sup>, R. Venditti<sup>a,b</sup>, P. Verwilligen<sup>a</sup>, G. Zito<sup>a</sup>

**INFN Sezione di Bologna <sup>a</sup>, Università di Bologna <sup>b</sup>, Bologna, Italy**

G. Abbiendi<sup>a</sup>, A.C. Benvenuti<sup>a</sup>, D. Bonacorsi<sup>a,b</sup>, S. Braibant-Giacomelli<sup>a,b</sup>, L. Brigliadori<sup>a,b</sup>, R. Campanini<sup>a,b</sup>, P. Capiluppi<sup>a,b</sup>, A. Castro<sup>a,b</sup>, F.R. Cavallo<sup>a</sup>, G. Codispoti<sup>a,b</sup>, M. Cuffiani<sup>a,b</sup>, G.M. Dallavalle<sup>a</sup>, F. Fabbri<sup>a</sup>, A. Fanfani<sup>a,b</sup>, D. Fasanella<sup>a,b</sup>, P. Giacomelli<sup>a</sup>, C. Grandi<sup>a</sup>, L. Guiducci<sup>a,b</sup>, S. Marcellini<sup>a</sup>, G. Masetti<sup>a</sup>, M. Meneghelli<sup>a,b</sup>, A. Montanari<sup>a</sup>, F.L. Navarria<sup>a,b</sup>, F. Odorici<sup>a</sup>, A. Perrotta<sup>a</sup>, F. Primavera<sup>a,b</sup>, A.M. Rossi<sup>a,b</sup>, T. Rovelli<sup>a,b</sup>, G.P. Siroli<sup>a,b</sup>, N. Tosi<sup>a,b</sup>, R. Travaglini<sup>a,b</sup>

**INFN Sezione di Catania <sup>a</sup>, Università di Catania <sup>b</sup>, CSFNSM <sup>c</sup>, Catania, Italy**

S. Albergo<sup>a,b</sup>, G. Cappello<sup>a</sup>, M. Chiorboli<sup>a,b</sup>, S. Costa<sup>a,b</sup>, F. Giordano<sup>a,c,2</sup>, R. Potenza<sup>a,b</sup>, A. Tricomi<sup>a,b</sup>, C. Tuve<sup>a,b</sup>

**INFN Sezione di Firenze <sup>a</sup>, Università di Firenze <sup>b</sup>, Firenze, Italy**

G. Barbagli<sup>a</sup>, V. Ciulli<sup>a,b</sup>, C. Civinini<sup>a</sup>, R. D'Alessandro<sup>a,b</sup>, E. Focardi<sup>a,b</sup>, E. Gallo<sup>a</sup>, S. Gonzi<sup>a,b</sup>, V. Gori<sup>a,b</sup>, P. Lenzi<sup>a,b</sup>, M. Meschini<sup>a</sup>, S. Paoletti<sup>a</sup>, G. Sguazzoni<sup>a</sup>, A. Tropiano<sup>a,b</sup>

**INFN Laboratori Nazionali di Frascati, Frascati, Italy**

L. Benussi, S. Bianco, F. Fabbri, D. Piccolo

**INFN Sezione di Genova <sup>a</sup>, Università di Genova <sup>b</sup>, Genova, Italy**

P. Fabbriatore<sup>a</sup>, R. Ferretti<sup>a,b</sup>, F. Ferro<sup>a</sup>, M. Lo Vetere<sup>a,b</sup>, R. Musenich<sup>a</sup>, E. Robutti<sup>a</sup>, S. Tosi<sup>a,b</sup>

**INFN Sezione di Milano-Bicocca <sup>a</sup>, Università di Milano-Bicocca <sup>b</sup>, Milano, Italy**

M.E. Dinardo<sup>a,b</sup>, S. Fiorendi<sup>a,b,2</sup>, S. Gennai<sup>a</sup>, R. Gerosa, A. Ghezzi<sup>a,b</sup>, P. Govoni<sup>a,b</sup>, M.T. Lucchini<sup>a,b,2</sup>, S. Malvezzi<sup>a</sup>, R.A. Manzoni<sup>a,b,2</sup>, A. Martelli<sup>a,b,2</sup>, B. Marzocchi, D. Menasce<sup>a</sup>, L. Moroni<sup>a</sup>, M. Paganoni<sup>a,b</sup>, D. Pedrini<sup>a</sup>, S. Ragazzi<sup>a,b</sup>, N. Redaelli<sup>a</sup>, T. Tabarelli de Fatis<sup>a,b</sup>

**INFN Sezione di Napoli <sup>a</sup>, Università di Napoli 'Federico II' <sup>b</sup>, Università della Basilicata (Potenza) <sup>c</sup>, Università G. Marconi (Roma) <sup>d</sup>, Napoli, Italy**

S. Buontempo<sup>a</sup>, N. Cavallo<sup>a,c</sup>, S. Di Guida<sup>a,d</sup>, F. Fabozzi<sup>a,c</sup>, A.O.M. Iorio<sup>a,b</sup>, L. Lista<sup>a</sup>, S. Meola<sup>a,d,2</sup>, M. Merola<sup>a</sup>, P. Paolucci<sup>a,2</sup>

**INFN Sezione di Padova <sup>a</sup>, Università di Padova <sup>b</sup>, Università di Trento (Trento) <sup>c</sup>, Padova, Italy**

P. Azzi<sup>a</sup>, N. Bacchetta<sup>a</sup>, M. Bellato<sup>a</sup>, D. Bisello<sup>a,b</sup>, A. Branca<sup>a,b</sup>, R. Carlin<sup>a,b</sup>, P. Checchia<sup>a</sup>, T. Dorigo<sup>a</sup>, U. Dosselli<sup>a</sup>, M. Galanti<sup>a,b,2</sup>, F. Gasparini<sup>a,b</sup>, U. Gasparini<sup>a,b</sup>, P. Giubilato<sup>a,b</sup>, A. Gozzelino<sup>a</sup>, K. Kanishchev<sup>a,c</sup>, S. Lacaprara<sup>a</sup>, I. Lazzizzera<sup>a,c</sup>, M. Margoni<sup>a,b</sup>, A.T. Meneguzzo<sup>a,b</sup>, F. Montecassiano<sup>a</sup>, M. Passaseo<sup>a</sup>, J. Pazzini<sup>a,b</sup>, N. Pozzobon<sup>a,b</sup>, P. Ronchese<sup>a,b</sup>, F. Simonetto<sup>a,b</sup>, E. Torassa<sup>a</sup>, M. Tosi<sup>a,b</sup>, P. Zotto<sup>a,b</sup>, A. Zucchetta<sup>a,b</sup>

**INFN Sezione di Pavia <sup>a</sup>, Università di Pavia <sup>b</sup>, Pavia, Italy**

M. Gabusi<sup>a,b</sup>, S.P. Ratti<sup>a,b</sup>, C. Riccardi<sup>a,b</sup>, P. Salvini<sup>a</sup>, P. Vitulo<sup>a,b</sup>

**INFN Sezione di Perugia <sup>a</sup>, Università di Perugia <sup>b</sup>, Perugia, Italy**

M. Biasini<sup>a,b</sup>, G.M. Bilei<sup>a</sup>, L. Fanò<sup>a,b</sup>, P. Lariccia<sup>a,b</sup>, G. Mantovani<sup>a,b</sup>, M. Menichelli<sup>a</sup>, F. Romeo<sup>a,b</sup>, A. Saha<sup>a</sup>, A. Santocchia<sup>a,b</sup>, A. Spiezia<sup>a,b</sup>

**INFN Sezione di Pisa <sup>a</sup>, Università di Pisa <sup>b</sup>, Scuola Normale Superiore di Pisa <sup>c</sup>, Pisa, Italy**

K. Androsov<sup>a,28</sup>, P. Azzurri<sup>a</sup>, G. Bagliesi<sup>a</sup>, J. Bernardini<sup>a</sup>, T. Boccali<sup>a</sup>, G. Broccolo<sup>a,c</sup>, R. Castaldi<sup>a</sup>, M.A. Ciocci<sup>a,28</sup>, R. Dell'Orso<sup>a</sup>, F. Fiori<sup>a,c</sup>, L. Foà<sup>a,c</sup>, A. Giassi<sup>a</sup>, M.T. Grippo<sup>a,28</sup>, A. Kraan<sup>a</sup>, F. Ligabue<sup>a,c</sup>, T. Lomtadze<sup>a</sup>, L. Martini<sup>a,b</sup>, A. Messineo<sup>a,b</sup>, C.S. Moon<sup>a,29</sup>, F. Palla<sup>a,2</sup>, A. Rizzi<sup>a,b</sup>, A. Savoy-Navarro<sup>a,30</sup>, A.T. Serban<sup>a</sup>, P. Spagnolo<sup>a</sup>, P. Squillacioti<sup>a,28</sup>, R. Tenchini<sup>a</sup>, G. Tonelli<sup>a,b</sup>, A. Venturi<sup>a</sup>, P.G. Verdini<sup>a</sup>, C. Vernieri<sup>a,c</sup>

**INFN Sezione di Roma <sup>a</sup>, Università di Roma <sup>b</sup>, Roma, Italy**

L. Barone<sup>a,b</sup>, F. Cavallari<sup>a</sup>, D. Del Re<sup>a,b</sup>, M. Diemoz<sup>a</sup>, M. Grassi<sup>a,b</sup>, C. Jorda<sup>a</sup>, E. Longo<sup>a,b</sup>, F. Margaroli<sup>a,b</sup>, P. Meridiani<sup>a</sup>, F. Micheli<sup>a,b</sup>, S. Nourbakhsh<sup>a,b</sup>, G. Organtini<sup>a,b</sup>, R. Paramatti<sup>a</sup>, S. Rahatlou<sup>a,b</sup>, C. Rovelli<sup>a</sup>, L. Soffi<sup>a,b</sup>, P. Traczyk<sup>a,b</sup>

**INFN Sezione di Torino <sup>a</sup>, Università di Torino <sup>b</sup>, Università del Piemonte Orientale (Novara) <sup>c</sup>, Torino, Italy**

N. Amapane<sup>a,b</sup>, R. Arcidiacono<sup>a,c</sup>, S. Argiro<sup>a,b</sup>, M. Arneodo<sup>a,c</sup>, R. Bellan<sup>a,b</sup>, C. Biino<sup>a</sup>, N. Cartiglia<sup>a</sup>, S. Casasso<sup>a,b</sup>, M. Costa<sup>a,b</sup>, A. Degano<sup>a,b</sup>, N. Demaria<sup>a</sup>, C. Mariotti<sup>a</sup>, S. Maselli<sup>a</sup>, E. Migliore<sup>a,b</sup>, V. Monaco<sup>a,b</sup>, M. Musich<sup>a</sup>, M.M. Obertino<sup>a,c</sup>, G. Ortona<sup>a,b</sup>, L. Pacher<sup>a,b</sup>, N. Pastrone<sup>a</sup>, M. Pelliccioni<sup>a,2</sup>, A. Potenza<sup>a,b</sup>, A. Romero<sup>a,b</sup>, M. Ruspa<sup>a,c</sup>, R. Sacchi<sup>a,b</sup>, A. Solano<sup>a,b</sup>, A. Staiano<sup>a</sup>, U. Tamponi<sup>a</sup>

**INFN Sezione di Trieste <sup>a</sup>, Università di Trieste <sup>b</sup>, Trieste, Italy**

S. Belforte<sup>a</sup>, V. Candelise<sup>a,b</sup>, M. Casarsa<sup>a</sup>, F. Cossutti<sup>a</sup>, G. Della Ricca<sup>a,b</sup>, B. Gobbo<sup>a</sup>, C. La Licata<sup>a,b</sup>, M. Marone<sup>a,b</sup>, D. Montanino<sup>a,b</sup>, A. Penzo<sup>a</sup>, A. Schizzi<sup>a,b</sup>, T. Umer<sup>a,b</sup>, A. Zanetti<sup>a</sup>

**Kangwon National University, Chunchon, Korea**

S. Chang, T.Y. Kim, S.K. Nam



**Kyungpook National University, Daegu, Korea**

D.H. Kim, G.N. Kim, J.E. Kim, M.S. Kim, D.J. Kong, S. Lee, Y.D. Oh, H. Park, D.C. Son

**Chonnam National University, Institute for Universe and Elementary Particles, Kwangju, Korea**

J.Y. Kim, Zero J. Kim, S. Song

**Korea University, Seoul, Korea**

S. Choi, D. Gyun, B. Hong, M. Jo, H. Kim, Y. Kim, K.S. Lee, S.K. Park, Y. Roh

**University of Seoul, Seoul, Korea**

M. Choi, J.H. Kim, C. Park, I.C. Park, S. Park, G. Ryu

**Sungkyunkwan University, Suwon, Korea**

Y. Choi, Y.K. Choi, J. Goh, E. Kwon, B. Lee, J. Lee, H. Seo, I. Yu

**Vilnius University, Vilnius, Lithuania**

A. Juodagalvis

**National Centre for Particle Physics, Universiti Malaya, Kuala Lumpur, Malaysia**

J.R. Komaragiri

**Centro de Investigacion y de Estudios Avanzados del IPN, Mexico City, Mexico**

H. Castilla-Valdez, E. De La Cruz-Burelo, I. Heredia-de La Cruz<sup>31</sup>, R. Lopez-Fernandez, J. Martínez-Ortega, A. Sanchez-Hernandez, L.M. Villasenor-Cendejas

**Universidad Iberoamericana, Mexico City, Mexico**

S. Carrillo Moreno, F. Vazquez Valencia

**Benemerita Universidad Autonoma de Puebla, Puebla, Mexico**

H.A. Salazar Ibarguen

**Universidad Autónoma de San Luis Potosí, San Luis Potosí, Mexico**

E. Casimiro Linares, A. Morelos Pineda

**University of Auckland, Auckland, New Zealand**

D. Krofcheck

**University of Canterbury, Christchurch, New Zealand**

P.H. Butler, R. Doesburg, S. Reucroft

**National Centre for Physics, Quaid-I-Azam University, Islamabad, Pakistan**

A. Ahmad, M. Ahmad, M.I. Asghar, J. Butt, Q. Hassan, H.R. Hoorani, W.A. Khan, T. Khurshid, S. Qazi, M.A. Shah, M. Shoaib

**National Centre for Nuclear Research, Swierk, Poland**

H. Bialkowska, M. Bluj<sup>32</sup>, B. Boimska, T. Frueboes, M. Górski, M. Kazana, K. Nawrocki, K. Romanowska-Rybinska, M. Szleper, G. Wrochna, P. Zalewski

**Institute of Experimental Physics, Faculty of Physics, University of Warsaw, Warsaw, Poland**

G. Brona, K. Bunkowski, M. Cwiok, W. Dominik, K. Doroba, A. Kalinowski, M. Konecki, J. Krolikowski, M. Misiura, W. Wolszczak

**Laboratório de Instrumentação e Física Experimental de Partículas, Lisboa, Portugal**

P. Bargassa, C. Beirão Da Cruz E Silva, P. Faccioli, P.G. Ferreira Parracho, M. Gallinaro, F. Nguyen, J. Rodrigues Antunes, J. Seixas, J. Varela, P. Vischia

**Joint Institute for Nuclear Research, Dubna, Russia**

S. Afanasiev, I. Golutvin, V. Karjavin, V. Konoplyanikov, V. Korenkov, G. Kozlov, A. Lanev, A. Malakhov, V. Matveev<sup>33</sup>, P. Moisenz, V. Palichik, V. Perelygin, S. Shmatov, S. Shulha, N. Skatchkov, V. Smirnov, E. Tikhonenko, A. Zarubin

**Petersburg Nuclear Physics Institute, Gatchina (St. Petersburg), Russia**

V. Golovtsov, Y. Ivanov, V. Kim<sup>34</sup>, P. Levchenko, V. Murzin, V. Oreshkin, I. Smirnov, V. Sulimov, L. Uvarov, S. Vavilov, A. Vorobyev, An. Vorobyev

**Institute for Nuclear Research, Moscow, Russia**

Yu. Andreev, A. Dermenev, S. Gninenko, N. Golubev, M. Kirsanov, N. Krasnikov, A. Pashenkov, D. Tlisov, A. Toropin

**Institute for Theoretical and Experimental Physics, Moscow, Russia**

V. Epshteyn, V. Gavrilov, N. Lychkovskaya, V. Popov, G. Safronov, S. Semenov, A. Spiridonov, V. Stolin, E. Vlasov, A. Zhokin

**P.N. Lebedev Physical Institute, Moscow, Russia**

V. Andreev, M. Azarkin, I. Dremin, M. Kirakosyan, A. Leonidov, G. Mesyats, S.V. Rusakov, A. Vinogradov

**Skobeltsyn Institute of Nuclear Physics, Lomonosov Moscow State University, Moscow, Russia**

A. Belyaev, E. Boos, V. Bunichev, M. Dubinin<sup>7</sup>, L. Dudko, A. Ershov, A. Gribushin, V. Klyukhin, I. Lokhtin, S. Obraztsov, M. Perfilov, V. Savrin, N. Tsirova

**State Research Center of Russian Federation, Institute for High Energy Physics, Protvino, Russia**

I. Azhgirey, I. Bayshev, S. Bitioukov, V. Kachanov, A. Kalinin, D. Konstantinov, V. Krychkine, V. Petrov, R. Ryutin, A. Sobol, L. Tourtchanovitch, S. Troshin, N. Tyurin, A. Uzunian, A. Volkov

**University of Belgrade, Faculty of Physics and Vinca Institute of Nuclear Sciences, Belgrade, Serbia**

P. Adzic<sup>35</sup>, M. Djordjevic, M. Ekmedzic, J. Milosevic

**Centro de Investigaciones Energéticas Medioambientales y Tecnológicas (CIEMAT), Madrid, Spain**

M. Aguilar-Benitez, J. Alcaraz Maestre, C. Battilana, E. Calvo, M. Cerrada, M. Chamizo Llatas<sup>2</sup>, N. Colino, B. De La Cruz, A. Delgado Peris, D. Domínguez Vázquez, C. Fernandez Bedoya, J.P. Fernández Ramos, A. Ferrando, J. Flix, M.C. Fouz, P. Garcia-Abia, O. Gonzalez Lopez, S. Goy Lopez, J.M. Hernandez, M.I. Josa, G. Merino, E. Navarro De Martino, A. Pérez-Calero Yzquierdo, J. Puerta Pelayo, A. Quintario Olmeda, I. Redondo, L. Romero, M.S. Soares, C. Willmott

**Universidad Autónoma de Madrid, Madrid, Spain**

C. Albajar, J.F. de Trocóniz, M. Missiroli

**Universidad de Oviedo, Oviedo, Spain**

H. Brun, J. Cuevas, J. Fernandez Menendez, S. Folgueras, I. Gonzalez Caballero, L. Lloret Iglesias

**Instituto de Física de Cantabria (IFCA), CSIC-Universidad de Cantabria, Santander, Spain**

J.A. Brochero Cifuentes, I.J. Cabrillo, A. Calderon, J. Duarte Campderros, M. Fernandez, G. Gomez, J. Gonzalez Sanchez, A. Graziano, A. Lopez Virto, J. Marco, R. Marco, C. Martinez Rivero, F. Matorras, F.J. Munoz Sanchez, J. Piedra Gomez, T. Rodrigo, A.Y. Rodríguez-Marrero, A. Ruiz-Jimeno, L. Scodellaro, I. Vila, R. Vilar Cortabitarte

**CERN, European Organization for Nuclear Research, Geneva, Switzerland**

D. Abbaneo, E. Auffray, G. Auzinger, M. Bachtis, P. Baillon, A.H. Ball, D. Barney, A. Benaglia, J. Bendavid, L. Benhabib, J.F. Benitez, C. Bernet<sup>8</sup>, G. Bianchi, P. Bloch, A. Bocci, A. Bonato, O. Bondu, C. Botta, H. Breuker, T. Camporesi, G. Cerminara, T. Christiansen, J.A. Coarasa Perez, S. Colafranceschi<sup>36</sup>, M. D'Alfonso, D. d'Enterria, A. Dabrowski, A. David, F. De Guio, A. De Roeck, S. De Visscher, M. Dobson, N. Dupont-Sagorin, A. Elliott-Peisert, J. Eugster, G. Franzoni, W. Funk, M. Giffels, D. Gigi, K. Gill, D. Giordano, M. Girone, M. Giunta, F. Glege, R. Gomez-Reino Garrido, S. Gowdy, R. Guida, J. Hammer, M. Hansen, P. Harris, V. Innocente, P. Janot, E. Karavakis, K. Kousouris, K. Krajczar, P. Lecoq, C. Lourenço, N. Magini, L. Malgeri, M. Mannelli, L. Masetti, F. Meijers, S. Mersi, E. Meschi, F. Moortgat, M. Mulders, P. Musella, L. Orsini, E. Palencia Cortezon, E. Perez, L. Perrozzi, A. Petrilli, G. Petrucciani, A. Pfeiffer, M. Pierini, M. Pimiä, D. Piparo, M. Plagge, A. Racz, W. Reece, G. Rolandi<sup>37</sup>, M. Rovere, H. Sakulin, F. Santanastasio, C. Schäfer, C. Schwick, S. Sekmen, A. Sharma, P. Siegrist, P. Silva, M. Simon, P. Sphicas<sup>38</sup>, D. Spiga, J. Steggemann, B. Stieger, M. Stoye, A. Tsirou, G.I. Veres<sup>20</sup>, J.R. Vlimant, H.K. Wöhri, W.D. Zeuner

**Paul Scherrer Institut, Villigen, Switzerland**

W. Bertl, K. Deiters, W. Erdmann, R. Horisberger, Q. Ingram, H.C. Kaestli, S. König, D. Kotlinski, U. Langenegger, D. Renker, T. Rohe

**Institute for Particle Physics, ETH Zurich, Zurich, Switzerland**

F. Bachmair, L. Bäni, L. Bianchini, P. Bortignon, M.A. Buchmann, B. Casal, N. Chanon, A. Deisher, G. Dissertori, M. Dittmar, M. Donegà, M. Dünser, P. Eller, C. Grab, D. Hits, W. Lustermann, B. Mangano, A.C. Marini, P. Martinez Ruiz del Arbol, D. Meister, N. Mohr, C. Nägeli<sup>39</sup>, P. Nef, F. Nessi-Tedaldi, F. Pandolfi, L. Pape, F. Pauss, M. Peruzzi, M. Quittnat, F.J. Ronga, M. Rossini, A. Starodumov<sup>40</sup>, M. Takahashi, L. Tauscher<sup>†</sup>, K. Theofilatos, D. Treille, R. Wallny, H.A. Weber

**Universität Zürich, Zurich, Switzerland**

C. Amsler<sup>41</sup>, M.F. Canelli, V. Chiochia, A. De Cosa, C. Favaro, A. Hinzmann, T. Hreus, M. Ivova Rikova, B. Kilminster, B. Millan Mejias, J. Ngadiuba, P. Robmann, H. Snoek, S. Taroni, M. Verzetti, Y. Yang

**National Central University, Chung-Li, Taiwan**

M. Cardaci, K.H. Chen, C. Ferro, C.M. Kuo, S.W. Li, W. Lin, Y.J. Lu, R. Volpe, S.S. Yu

**National Taiwan University (NTU), Taipei, Taiwan**

P. Bartalini, P. Chang, Y.H. Chang, Y.W. Chang, Y. Chao, K.F. Chen, P.H. Chen, C. Dietz, U. Grundler, W.-S. Hou, Y. Hsiung, K.Y. Kao, Y.J. Lei, Y.F. Liu, R.-S. Lu, D. Majumder, E. Petrakou, X. Shi, J.G. Shiu, Y.M. Tzeng, M. Wang, R. Wilken

**Chulalongkorn University, Bangkok, Thailand**

B. Asavapibhop, N. Suwonjandee

**Cukurova University, Adana, Turkey**

A. Adiguzel, M.N. Bakirci<sup>42</sup>, S. Cerci<sup>43</sup>, C. Dozen, I. Dumanoglu, E. Eskut, S. Girgis, G. Gokbulut, E. Gurpinar, I. Hos, E.E. Kangal, A. Kayis Topaksu, G. Onengut<sup>44</sup>, K. Ozdemir, S. Ozturk<sup>42</sup>, A. Polatoz, K. Sogut<sup>45</sup>, D. Sunar Cerci<sup>43</sup>, B. Tali<sup>43</sup>, H. Topakli<sup>42</sup>, M. Vergili

**Middle East Technical University, Physics Department, Ankara, Turkey**

I.V. Akin, T. Aliev, B. Bilin, S. Bilmis, M. Deniz, H. Gamsizkan, A.M. Guler, G. Karapinar<sup>46</sup>, K. Ocalan, A. Ozpineci, M. Serin, R. Sever, U.E. Surat, M. Yalvac, M. Zeyrek

**Bogazici University, Istanbul, Turkey**

E. Gülmez, B. Isildak<sup>47</sup>, M. Kaya<sup>48</sup>, O. Kaya<sup>48</sup>, S. Ozkorucuklu<sup>49</sup>

**Istanbul Technical University, Istanbul, Turkey**

H. Bahtiyar<sup>50</sup>, E. Barlas, K. Cankocak, Y.O. Günaydin<sup>51</sup>, F.I. Vardarli, M. Yücel

**National Scientific Center, Kharkov Institute of Physics and Technology, Kharkov, Ukraine**

L. Levchuk, P. Sorokin

**University of Bristol, Bristol, United Kingdom**

J.J. Brooke, E. Clement, D. Cussans, H. Flacher, R. Frazier, J. Goldstein, M. Grimes, G.P. Heath, H.F. Heath, J. Jacob, L. Kreczko, C. Lucas, Z. Meng, D.M. Newbold<sup>52</sup>, S. Paramesvaran, A. Poll, S. Senkin, V.J. Smith, T. Williams

**Rutherford Appleton Laboratory, Didcot, United Kingdom**

K.W. Bell, A. Belyaev<sup>53</sup>, C. Brew, R.M. Brown, D.J.A. Cockerill, J.A. Coughlan, K. Harder, S. Harper, J. Ilic, E. Olaiya, D. Petyt, C.H. Shepherd-Themistocleous, A. Thea, I.R. Tomalin, W.J. Womersley, S.D. Worm

**Imperial College, London, United Kingdom**

M. Baber, R. Bainbridge, O. Buchmuller, D. Burton, D. Colling, N. Cripps, M. Cutajar, P. Dauncey, G. Davies, M. Della Negra, W. Ferguson, J. Fulcher, D. Futyan, A. Gilbert, A. Guneratne Bryer, G. Hall, Z. Hatherell, J. Hays, G. Iles, M. Jarvis, G. Karapostoli, M. Kenzie, R. Lane, R. Lucas<sup>52</sup>, L. Lyons, A.-M. Magnan, J. Marrouche, B. Mathias, R. Nandi, J. Nash, A. Nikitenko<sup>40</sup>, J. Pela, M. Pesaresi, K. Petridis, M. Pioppi<sup>54</sup>, D.M. Raymond, S. Rogerson, A. Rose, C. Seez, P. Sharp<sup>†</sup>, A. Sparrow, A. Tapper, M. Vazquez Acosta, T. Virdee, S. Wakefield, N. Wardle

**Brunel University, Uxbridge, United Kingdom**

J.E. Cole, P.R. Hobson, A. Khan, P. Kyberd, D. Leggat, D. Leslie, W. Martin, I.D. Reid, P. Symonds, L. Teodorescu, M. Turner

**Baylor University, Waco, USA**

J. Dittmann, K. Hatakeyama, A. Kasmi, H. Liu, T. Scarborough

**The University of Alabama, Tuscaloosa, USA**

O. Charaf, S.I. Cooper, C. Henderson, P. Rumerio

**Boston University, Boston, USA**

A. Avetisyan, T. Bose, C. Fantasia, A. Heister, P. Lawson, D. Lazic, C. Richardson, J. Rohlf, D. Sperka, J. St. John, L. Sulak

**Brown University, Providence, USA**

J. Alimena, S. Bhattacharya, G. Christopher, D. Cutts, Z. Demiragli, A. Ferapontov, A. Garabedian, U. Heintz, S. Jabeen, G. Kukartsev, E. Laird, G. Landsberg, M. Luk, M. Narain, M. Segala, T. Sinthuprasith, T. Speer, J. Swanson

**University of California, Davis, Davis, USA**

R. Breedon, G. Breto, M. Calderon De La Barca Sanchez, S. Chauhan, M. Chertok, J. Conway, R. Conway, P.T. Cox, R. Erbacher, M. Gardner, W. Ko, A. Kopecky, R. Lander, T. Miceli, M. Mulhearn, D. Pellett, J. Pilot, F. Ricci-Tam, B. Rutherford, M. Searle, S. Shalhout, J. Smith, M. Squires, M. Tripathi, S. Wilbur, R. Yohay

**University of California, Los Angeles, USA**

V. Andreev, D. Cline, R. Cousins, S. Erhan, P. Everaerts, C. Farrell, M. Felcini, J. Hauser, M. Ignatenko, C. Jarvis, G. Rakness, P. Schlein<sup>†</sup>, E. Takasugi, V. Valuev, M. Weber

**University of California, Riverside, Riverside, USA**

J. Babb, R. Clare, J. Ellison, J.W. Gary, G. Hanson, J. Heilman, P. Jandir, F. Lacroix, H. Liu, O.R. Long, A. Luthra, M. Malberti, H. Nguyen, A. Shrinivas, J. Sturdy, S. Sumowidagdo, S. Wimpenny

**University of California, San Diego, La Jolla, USA**

W. Andrews, J.G. Branson, G.B. Cerati, S. Cittolin, R.T. D’Agnolo, D. Evans, A. Holzner, R. Kelley, D. Klein, D. Kovalskyi, M. Lebourgeois, J. Letts, I. Macneill, S. Padhi, C. Palmer, M. Pieri, M. Sani, V. Sharma, S. Simon, E. Sudano, M. Tadel, Y. Tu, A. Vartak, S. Wasserbaech<sup>55</sup>, F. Würthwein, A. Yagil, J. Yoo

**University of California, Santa Barbara, Santa Barbara, USA**

D. Barge, J. Bradmiller-Feld, C. Campagnari, T. Danielson, A. Dishaw, K. Flowers, M. Franco Sevilla, P. Geffert, C. George, F. Golf, J. Incandela, C. Justus, R. Magaña Villalba, N. Mccoll, V. Pavlunin, J. Richman, R. Rossin, D. Stuart, W. To, C. West

**California Institute of Technology, Pasadena, USA**

A. Apresyan, A. Bornheim, J. Bunn, Y. Chen, E. Di Marco, J. Duarte, D. Kcira, A. Mott, H.B. Newman, C. Pena, C. Rogan, M. Spiropulu, V. Timciuc, R. Wilkinson, S. Xie, R.Y. Zhu

**Carnegie Mellon University, Pittsburgh, USA**

V. Azzolini, A. Calamba, R. Carroll, T. Ferguson, Y. Iiyama, D.W. Jang, M. Paulini, J. Russ, H. Vogel, I. Vorobiev

**University of Colorado at Boulder, Boulder, USA**

J.P. Cumalat, B.R. Drell, W.T. Ford, A. Gaz, E. Luiggi Lopez, U. Nauenberg, J.G. Smith, K. Stenson, K.A. Ulmer, S.R. Wagner

**Cornell University, Ithaca, USA**

J. Alexander, A. Chatterjee, N. Eggert, L.K. Gibbons, W. Hopkins, A. Khukhunaishvili, B. Kreis, N. Mirman, G. Nicolas Kaufman, J.R. Patterson, A. Ryd, E. Salvati, W. Sun, W.D. Teo, J. Thom, J. Thompson, J. Tucker, Y. Weng, L. Winstrom, P. Wittich

**Fairfield University, Fairfield, USA**

D. Winn

**Fermi National Accelerator Laboratory, Batavia, USA**

S. Abdullin, M. Albrow, J. Anderson, G. Apollinari, L.A.T. Bauerdick, A. Beretvas, J. Berryhill, P.C. Bhat, K. Burkett, J.N. Butler, V. Chetluru, H.W.K. Cheung, F. Chlebana, S. Cihangir, V.D. Elvira, I. Fisk, J. Freeman, Y. Gao, E. Gottschalk, L. Gray, D. Green, S. Grünendahl, O. Gutsche, D. Hare, R.M. Harris, J. Hirschauer, B. Hooberman, S. Jindariani, M. Johnson, U. Joshi, K. Kaadze, B. Klima, S. Kwan, J. Linacre, D. Lincoln, R. Lipton, J. Lykken, K. Maeshima, J.M. Marraffino, V.I. Martinez Outschoorn, S. Maruyama, D. Mason, P. McBride, K. Mishra, S. Mrenna, Y. Musienko<sup>33</sup>, S. Nahn, C. Newman-Holmes, V. O’Dell, O. Prokofyev, N. Ratnikova, E. Sexton-Kennedy, S. Sharma, W.J. Spalding, L. Spiegel, L. Taylor, S. Tkaczyk, N.V. Tran, L. Uplegger, E.W. Vaandering, R. Vidal, A. Whitbeck, J. Whitmore, W. Wu, F. Yang, J.C. Yun

**University of Florida, Gainesville, USA**

D. Acosta, P. Avery, D. Bourilkov, T. Cheng, S. Das, M. De Gruttola, G.P. Di Giovanni, D. Dobur, R.D. Field, M. Fisher, Y. Fu, I.K. Furic, J. Hugon, B. Kim, J. Konigsberg,

A. Korytov, A. Kropivnitskaya, T. Kypreos, J.F. Low, K. Matchev, P. Milenovic<sup>56</sup>, G. Mitselmakher, L. Muniz, A. Rinkevicius, L. Shchutska, N. Skhirtladze, M. Snowball, J. Yelton, M. Zakaria

**Florida International University, Miami, USA**

V. Gaultney, S. Hewamanage, S. Linn, P. Markowitz, G. Martinez, J.L. Rodriguez

**Florida State University, Tallahassee, USA**

T. Adams, A. Askew, J. Bochenek, J. Chen, B. Diamond, J. Haas, S. Hagopian, V. Hagopian, K.F. Johnson, H. Prosper, V. Veeraraghavan, M. Weinberg

**Florida Institute of Technology, Melbourne, USA**

M.M. Baarmand, B. Dorney, M. Hohlmann, H. Kalakhety, F. Yumiceva

**University of Illinois at Chicago (UIC), Chicago, USA**

M.R. Adams, L. Apanasevich, V.E. Bazterra, R.R. Betts, I. Bucinskaite, R. Cavanaugh, O. Evdokimov, L. Gauthier, C.E. Gerber, D.J. Hofman, S. Khalatyan, P. Kurt, D.H. Moon, C. O'Brien, C. Silkworth, P. Turner, N. Varelas

**The University of Iowa, Iowa City, USA**

U. Akgun, E.A. Albayrak<sup>50</sup>, B. Bilki<sup>57</sup>, W. Clarida, K. Dilsiz, F. Duru, M. Haytmyradov, J.-P. Merlo, H. Mermerkaya<sup>58</sup>, A. Mestvirishvili, A. Moeller, J. Nachtman, H. Ogul, Y. Onel, F. Ozok<sup>50</sup>, R. Rahmat, S. Sen, P. Tan, E. Tiras, J. Wetzel, T. Yetkin<sup>59</sup>, K. Yi

**Johns Hopkins University, Baltimore, USA**

B.A. Barnett, B. Blumenfeld, S. Bolognesi, D. Fehling, A.V. Gritsan, P. Maksimovic, C. Martin, M. Swartz

**The University of Kansas, Lawrence, USA**

P. Baringer, A. Bean, G. Benelli, R.P. Kenny III, M. Murray, D. Noonan, S. Sanders, J. Sekaric, R. Stringer, Q. Wang, J.S. Wood

**Kansas State University, Manhattan, USA**

A.F. Barfuss, I. Chakaberia, A. Ivanov, S. Khalil, M. Makouski, Y. Maravin, L.K. Saini, S. Shrestha, I. Svintradze

**Lawrence Livermore National Laboratory, Livermore, USA**

J. Gronberg, D. Lange, F. Rebassoo, D. Wright

**University of Maryland, College Park, USA**

A. Baden, B. Calvert, S.C. Eno, J.A. Gomez, N.J. Hadley, R.G. Kellogg, T. Kolberg, Y. Lu, M. Marionneau, A.C. Mignerey, K. Pedro, A. Skuja, J. Temple, M.B. Tonjes, S.C. Tonwar

**Massachusetts Institute of Technology, Cambridge, USA**

A. Apyan, R. Barbieri, G. Bauer, W. Busza, I.A. Cali, M. Chan, L. Di Matteo, V. Dutta, G. Gomez Ceballos, M. Goncharov, D. Gulhan, M. Klute, Y.S. Lai, Y.-J. Lee, A. Levin, P.D. Luckey, T. Ma, C. Paus, D. Ralph, C. Roland, G. Roland, G.S.F. Stephans, F. Stöckli, K. Sumorok, D. Velicanu, J. Veverka, B. Wyslouch, M. Yang, A.S. Yoon, M. Zanetti, V. Zhukova

**University of Minnesota, Minneapolis, USA**

B. Dahmes, A. De Benedetti, A. Gude, S.C. Kao, K. Klapoetke, Y. Kubota, J. Mans, N. Pastika, R. Rusack, A. Singovsky, N. Tambe, J. Turkewitz

**University of Mississippi, Oxford, USA**

J.G. Acosta, L.M. Cremaldi, R. Kroeger, S. Oliveros, L. Perera, D.A. Sanders, D. Summers

**University of Nebraska-Lincoln, Lincoln, USA**

E. Avdeeva, K. Bloom, S. Bose, D.R. Claes, A. Dominguez, R. Gonzalez Suarez, J. Keller, D. Knowlton, I. Kravchenko, J. Lazo-Flores, S. Malik, F. Meier, G.R. Snow

**State University of New York at Buffalo, Buffalo, USA**

J. Dolen, A. Godshalk, I. Iashvili, S. Jain, A. Kharchilava, A. Kumar, S. Rappoccio

**Northeastern University, Boston, USA**

G. Alverson, E. Barberis, D. Baumgartel, M. Chasco, J. Haley, A. Massironi, D. Nash, T. Orimoto, D. Trocino, D. Wood, J. Zhang

**Northwestern University, Evanston, USA**

A. Anastassov, K.A. Hahn, A. Kubik, L. Lusito, N. Mucia, N. Odell, B. Pollack, A. Pozdnyakov, M. Schmitt, S. Stoynev, K. Sung, M. Velasco, S. Won

**University of Notre Dame, Notre Dame, USA**

D. Berry, A. Brinkerhoff, K.M. Chan, A. Drozdetskiy, M. Hildreth, C. Jessop, D.J. Karmgard, N. Kellams, J. Kolb, K. Lannon, W. Luo, S. Lynch, N. Marinelli, D.M. Morse, T. Pearson, M. Planer, R. Ruchti, J. Slaunwhite, N. Valls, M. Wayne, M. Wolf, A. Woodard

**The Ohio State University, Columbus, USA**

L. Antonelli, B. Bylsma, L.S. Durkin, S. Flowers, C. Hill, R. Hughes, K. Kotov, T.Y. Ling, D. Puigh, M. Rodenburg, G. Smith, C. Vuosalo, B.L. Winer, H. Wolfe, H.W. Wulsin

**Princeton University, Princeton, USA**

E. Berry, P. Elmer, V. Halyo, P. Hebda, J. Hegeman, A. Hunt, P. Jindal, S.A. Koay, P. Lujan, D. Marlow, T. Medvedeva, M. Mooney, J. Olsen, P. Piroué, X. Quan, A. Raval, H. Saka, D. Stickland, C. Tully, J.S. Werner, S.C. Zenz, A. Zuranski

**University of Puerto Rico, Mayaguez, USA**

E. Brownson, A. Lopez, H. Mendez, J.E. Ramirez Vargas

**Purdue University, West Lafayette, USA**

E. Alagoz, D. Benedetti, G. Bolla, D. Bortoletto, M. De Mattia, A. Everett, Z. Hu, M.K. Jha, M. Jones, K. Jung, M. Kress, N. Leonardo, D. Lopes Pegna, V. Maroussov, P. Merkel, D.H. Miller, N. Neumeister, B.C. Radburn-Smith, I. Shipsey, D. Silvers, A. Svyatkovskiy, F. Wang, W. Xie, L. Xu, H.D. Yoo, J. Zablocki, Y. Zheng

**Purdue University Calumet, Hammond, USA**

N. Parashar



**Rice University, Houston, USA**

A. Adair, B. Akgun, K.M. Ecklund, F.J.M. Geurts, W. Li, B. Michlin, B.P. Padley, R. Redjimi, J. Roberts, J. Zabel

**University of Rochester, Rochester, USA**

B. Betchart, A. Bodek, R. Covarelli, P. de Barbaro, R. Demina, Y. Eshaq, T. Ferbel, A. Garcia-Bellido, P. Goldenzweig, J. Han, A. Harel, D.C. Miner, G. Petrillo, D. Vishnevskiy, M. Zielinski

**The Rockefeller University, New York, USA**

A. Bhatti, R. Ciesielski, L. Demortier, K. Goulios, G. Lungu, S. Malik, C. Mesropian

**Rutgers, The State University of New Jersey, Piscataway, USA**

S. Arora, A. Barker, J.P. Chou, C. Contreras-Campana, E. Contreras-Campana, D. Duggan, D. Ferencek, Y. Gershtein, R. Gray, E. Halkiadakis, D. Hidas, A. Lath, S. Panwalkar, M. Park, R. Patel, V. Rekovic, J. Robles, S. Salur, S. Schnetzer, C. Seitz, S. Somalwar, R. Stone, S. Thomas, P. Thomassen, M. Walker

**University of Tennessee, Knoxville, USA**

K. Rose, S. Spanier, Z.C. Yang, A. York

**Texas A&M University, College Station, USA**

O. Bouhali<sup>60</sup>, R. Eusebi, W. Flanagan, J. Gilmore, T. Kamon<sup>61</sup>, V. Khotilovich, V. Krutelyov, R. Montalvo, I. Osipenkov, Y. Pakhotin, A. Perloff, J. Roe, A. Safonov, T. Sakuma, I. Suarez, A. Tatarinov, D. Toback

**Texas Tech University, Lubbock, USA**

N. Akchurin, C. Cowden, J. Damgov, C. Dragoiu, P.R. Duder, J. Faulkner, K. Kovitangoon, S. Kunori, S.W. Lee, T. Libeiro, I. Volobouev

**Vanderbilt University, Nashville, USA**

E. Appelt, A.G. Delannoy, S. Greene, A. Gurrola, W. Johns, C. Maguire, Y. Mao, A. Melo, M. Sharma, P. Sheldon, B. Snook, S. Tuo, J. Velkovska

**University of Virginia, Charlottesville, USA**

M.W. Arenton, S. Boutle, B. Cox, B. Francis, J. Goodell, R. Hirosky, A. Ledovskoy, C. Lin, C. Neu, J. Wood

**Wayne State University, Detroit, USA**

S. Gollapinni, R. Harr, P.E. Karchin, C. Kottachchi Kankanamge Don, P. Lamichhane

**University of Wisconsin, Madison, USA**

D.A. Belknap, L. Borrello, D. Carlsmith, M. Cepeda, S. Dasu, S. Duric, E. Friis, M. Grothe, R. Hall-Wilton, M. Herndon, A. Hervé, P. Klabbers, J. Klukas, A. Lanaro, A. Levine, R. Loveless, A. Mohapatra, I. Ojalvo, T. Perry, G.A. Pierro, G. Polese, I. Ross, A. Sakharov, T. Sarangi, A. Savin, W.H. Smith, N. Woods

- †: Deceased
- 1: Also at Vienna University of Technology, Vienna, Austria
  - 2: Also at CERN, European Organization for Nuclear Research, Geneva, Switzerland
  - 3: Also at Institut Pluridisciplinaire Hubert Curien, Université de Strasbourg, Université de Haute Alsace Mulhouse, CNRS/IN2P3, Strasbourg, France
  - 4: Also at National Institute of Chemical Physics and Biophysics, Tallinn, Estonia
  - 5: Also at Skobeltsyn Institute of Nuclear Physics, Lomonosov Moscow State University, Moscow, Russia
  - 6: Also at Universidade Estadual de Campinas, Campinas, Brazil
  - 7: Also at California Institute of Technology, Pasadena, USA
  - 8: Also at Laboratoire Leprince-Ringuet, Ecole Polytechnique, IN2P3-CNRS, Palaiseau, France
  - 9: Also at Zewail City of Science and Technology, Zewail, Egypt
  - 10: Also at Suez Canal University, Suez, Egypt
  - 11: Also at British University in Egypt, Cairo, Egypt
  - 12: Also at Cairo University, Cairo, Egypt
  - 13: Also at Fayoum University, El-Fayoum, Egypt
  - 14: Now at Ain Shams University, Cairo, Egypt
  - 15: Also at Université de Haute Alsace, Mulhouse, France
  - 16: Also at Joint Institute for Nuclear Research, Dubna, Russia
  - 17: Also at Brandenburg University of Technology, Cottbus, Germany
  - 18: Also at The University of Kansas, Lawrence, USA
  - 19: Also at Institute of Nuclear Research ATOMKI, Debrecen, Hungary
  - 20: Also at Eötvös Loránd University, Budapest, Hungary
  - 21: Also at Tata Institute of Fundamental Research - HECR, Mumbai, India
  - 22: Now at King Abdulaziz University, Jeddah, Saudi Arabia
  - 23: Also at University of Visva-Bharati, Santiniketan, India
  - 24: Also at University of Ruhuna, Matara, Sri Lanka
  - 25: Also at Isfahan University of Technology, Isfahan, Iran
  - 26: Also at Sharif University of Technology, Tehran, Iran
  - 27: Also at Plasma Physics Research Center, Science and Research Branch, Islamic Azad University, Tehran, Iran
  - 28: Also at Università degli Studi di Siena, Siena, Italy
  - 29: Also at Centre National de la Recherche Scientifique (CNRS) - IN2P3, Paris, France
  - 30: Also at Purdue University, West Lafayette, USA
  - 31: Also at Universidad Michoacana de San Nicolas de Hidalgo, Morelia, Mexico
  - 32: Also at National Centre for Nuclear Research, Swierk, Poland
  - 33: Also at Institute for Nuclear Research, Moscow, Russia
  - 34: Also at St. Petersburg State Polytechnical University, St. Petersburg, Russia
  - 35: Also at Faculty of Physics, University of Belgrade, Belgrade, Serbia
  - 36: Also at Facoltà Ingegneria, Università di Roma, Roma, Italy
  - 37: Also at Scuola Normale e Sezione dell'INFN, Pisa, Italy
  - 38: Also at University of Athens, Athens, Greece
  - 39: Also at Paul Scherrer Institut, Villigen, Switzerland
  - 40: Also at Institute for Theoretical and Experimental Physics, Moscow, Russia
  - 41: Also at Albert Einstein Center for Fundamental Physics, Bern, Switzerland
  - 42: Also at Gaziosmanpasa University, Tokat, Turkey
  - 43: Also at Adiyaman University, Adiyaman, Turkey
  - 44: Also at Cag University, Mersin, Turkey

- 45: Also at Mersin University, Mersin, Turkey
- 46: Also at Izmir Institute of Technology, Izmir, Turkey
- 47: Also at Ozyegin University, Istanbul, Turkey
- 48: Also at Kafkas University, Kars, Turkey
- 49: Also at Istanbul University, Faculty of Science, Istanbul, Turkey
- 50: Also at Mimar Sinan University, Istanbul, Istanbul, Turkey
- 51: Also at Kahramanmaras Sütcü Imam University, Kahramanmaras, Turkey
- 52: Also at Rutherford Appleton Laboratory, Didcot, United Kingdom
- 53: Also at School of Physics and Astronomy, University of Southampton, Southampton, United Kingdom
- 54: Also at INFN Sezione di Perugia; Università di Perugia, Perugia, Italy
- 55: Also at Utah Valley University, Orem, USA
- 56: Also at University of Belgrade, Faculty of Physics and Vinca Institute of Nuclear Sciences, Belgrade, Serbia
- 57: Also at Argonne National Laboratory, Argonne, USA
- 58: Also at Erzincan University, Erzincan, Turkey
- 59: Also at Yildiz Technical University, Istanbul, Turkey
- 60: Also at Texas A&M University at Qatar, Doha, Qatar
- 61: Also at Kyungpook National University, Daegu, Korea