

Measurements of the ZZ production cross sections in the $2l2\nu$ channel in proton–proton collisions at $\sqrt{s} = 7$ and 8 TeV and combined constraints on triple gauge couplings

CMS Collaboration*

CERN, 1211 Geneva 23, Switzerland

Received: 18 March 2015 / Accepted: 25 September 2015 / Published online: 29 October 2015

© CERN for the benefit of the CMS collaboration 2015. This article is published with open access at Springerlink.com

Abstract Measurements of the ZZ production cross sections in proton–proton collisions at center-of-mass energies of 7 and 8 TeV are presented. Candidate events for the leptonic decay mode $ZZ \rightarrow 2l2\nu$, where l denotes an electron or a muon, are reconstructed and selected from data corresponding to an integrated luminosity of 5.1 (19.6) fb^{-1} at 7 (8) TeV collected with the CMS experiment. The measured cross sections, $\sigma(\text{pp} \rightarrow ZZ) = 5.1^{+1.5}_{-1.4} (\text{stat})^{+1.4}_{-1.1} (\text{syst}) \pm 0.1$ (lumi) pb at 7 TeV, and $7.2^{+0.8}_{-0.8} (\text{stat})^{+1.9}_{-1.5} (\text{syst}) \pm 0.2$ (lumi) pb at 8 TeV, are in good agreement with the standard model predictions with next-to-leading-order accuracy. The selected data are analyzed to search for anomalous triple gauge couplings involving the ZZ final state. In the absence of any deviation from the standard model predictions, limits are set on the relevant parameters. These limits are then combined with the previously published CMS results for ZZ in $4l$ final states, yielding the most stringent constraints on the anomalous couplings.

1 Introduction

The production of pairs of Z bosons in proton–proton collisions is a rare diboson process in the Standard Model (SM). The measurement of the cross section and properties of this process probe the self-interaction of electroweak gauge bosons. The ZZ final state is also an important background in searches for other interesting processes beyond the SM, such as the production of high-mass Higgs bosons and their subsequent decay to pairs of bosons [1] or supersymmetry [2]. Because of the non-Abelian structure of the electroweak gauge theory, vector bosons can interact among themselves and can couple in triplets (e.g. WWZ) or quartets (e.g. $WWZZ$). All couplings involving only bosons without electric charge are expected to be null at tree level, leading to the absence of triple gauge couplings for $Z\gamma\gamma$, $ZZ\gamma$, and

ZZZ . An enhancement in the measured rate of ZZ production compared to the expectation from the SM could indicate the existence of anomalous boson couplings.

This paper presents measurements of the ZZ production cross sections in proton–proton collisions at the LHC at two different center-of-mass energies, 7 and 8 TeV, in the decay channel with two charged leptons, electrons (ee) or muons ($\mu\mu$), and a neutrino–antineutrino pair of any flavor ($\nu\bar{\nu}$). The data were collected with the CMS detector at 7 (8) TeV, corresponding to 5.1 (19.6) fb^{-1} of integrated luminosity.

At tree level, ZZ pairs are primarily produced in the SM via the t - and u -channels, following the annihilation of a quark–antiquark pair in proton–proton collisions. Because of the high gluon–gluon parton luminosity, the $gg \rightarrow ZZ$ contribution has to be included. The production cross section calculated up to next-to-leading-order (NLO) accuracy in strong coupling constant (α_S) is expected to be $6.46^{+0.30}_{-0.21}$ ($7.92^{+0.37}_{-0.24}$) pb at 7 (8) TeV [3], where the uncertainties refer only to the missing higher orders in the computation. These cross sections include a leading-order (LO) computation of the $gg \rightarrow ZZ$ contribution, which is formally a next-to-next-to-leading-order (NNLO) correction. Recently, complete NNLO cross sections for ZZ production accompanied by jets have also been computed [4], leading to a further small increase in cross section compared to Ref. [3]. However, higher-order QCD corrections have been shown to be reduced significantly when vetoing events where the diboson system is produced in association with jets [5,6], as done in the present analysis. The NNLO QCD corrections apart from the LO $gg \rightarrow ZZ$ contribution are thus neglected in our simulations and in the reference cross sections to which our measurements are compared. Complete one-loop electroweak (EW) corrections to massive vector boson pair production [7,8] have also been published. The consequences of the EW corrections for ZZ production are that the transverse momentum (p_T) spectrum of the Z bosons falls more rapidly

* e-mail: cms-publication-committee-chair@cern.ch

and, in addition, the overall cross section decreases by about 4 % at LHC center-of-mass energies.

The production of ZZ pairs has been studied at the LHC by the ATLAS experiment, which analyzed the decay modes $2l2l'$ and $2l2\nu$ ($l, l' = e, \mu$) at 7 TeV [9], and by the CMS experiment, which considered $2l2l'$ final states ($l = e, \mu$ and $l' = e, \mu, \tau$) at 7 TeV [10] and 8 TeV [11]. Both experiments measured ZZ production cross sections in good agreement with the SM predictions and set limits on anomalous triple gauge couplings (ATGCs).

The branching fraction for the $2l2\nu$ decay mode (where l denotes only e and μ) is approximately six times larger than that of the four-charged-lepton final state, and the signal purity is enhanced at large values of the boson p_T , where there is the greatest sensitivity to ATGC effects. For this reason, the $2l2\nu$ channel has a sensitivity comparable to that of the $4l$ channel to ATGC. The characteristic signature is an overall imbalance in the transverse momentum of the event between the initial and the final states, which consequently appears as missing transverse energy (E_T^{miss}) in the final state. Although the branching fraction is large, this channel is rather challenging due to the large contamination from background processes, in particular the Drell–Yan (DY) process, which has a cross section nearly five orders of magnitude larger than the signal. If the Z boson or the hadrons recoiling against it are not reconstructed correctly, then an apparent E_T^{miss} results and these events can resemble the signal. Other important sources of background are diboson processes, WW and WZ , with fully leptonic decays, and $t\bar{t}$ production.

This paper presents a measurement of the ZZ production cross section in the $2l2\nu$ channel as a function of the transverse momentum (p_T) of the charged lepton pair. The distribution of the dilepton p_T is sensitive to the presence of ATGCs. Limits are computed and finally combined with existing results from CMS in the four-charged-lepton final state.

2 CMS detector

The central feature of the CMS apparatus is a superconducting solenoid of 6 m internal diameter, providing a magnetic field of 3.8 T. Within the superconducting solenoid volume are a silicon pixel and strip tracker, a lead tungstate crystal electromagnetic calorimeter (ECAL), and a brass and scintillator hadron calorimeter (HCAL), each composed of a barrel and two endcap sections. The silicon tracking system is used to measure the momentum of charged particles and covers the pseudorapidity range $|\eta| < 2.5$, where $\eta = -\ln(\tan(\theta/2))$, and θ is the polar angle of the trajectory of the particle with respect to the counterclockwise-beam direction. The ECAL and HCAL extend to a pseudorapidity range of $|\eta| < 3.0$. A steel/quartz-fiber Cherenkov forward detector extends the

calorimetric coverage to $|\eta| < 5.0$. Muons are measured in gas-ionization detectors embedded in the steel flux-return yoke outside the solenoid.

The E_T^{miss} is defined as the magnitude of the missing transverse momentum or momentum imbalance, $\mathbf{p}_T^{\text{miss}}$, which is the negative vector sum of the momenta in the plane transverse to the beam of all reconstructed particles (photons, electrons, muons, charged and neutral hadrons) in the event.

A more detailed description of the CMS detector, together with a definition of the coordinate system used and the relevant kinematic variables, can be found in Ref. [12].

3 Simulation

Several Monte Carlo (MC) event generators are used to simulate the signal and background processes. The $ZZ \rightarrow 2l2\nu$ signal and the $WW \rightarrow 2l2\nu$ and $WZ \rightarrow 3l\nu$ background processes are simulated using MADGRAPH 5 [13], as well as $Z + \text{jets}$, $W + \text{jets}$, and $t\bar{t} + \text{jets}$ processes. Single top-quark processes are simulated with POWHEG [14]. In the simulation, vector bosons are allowed to decay to leptons of any flavor (e, μ, τ), since τ leptons can contribute to dielectron and dimuon final states through $\tau \rightarrow e$ and $\tau \rightarrow \mu$ decays. For all these processes, the parton showering is simulated with PYTHIA 6 [15] with the $Z2(Z2^*)$ tune for 7 (8) TeV simulations [16].

The cross section of the ZZ signal is computed with the NLO generator MCFM [3], which includes contributions from gluon–gluon initial states. Since the present cross section measurement and ATGC analysis rely on the p_T distribution of Z bosons, a precise prediction of this distribution is required. The charged dilepton p_T spectrum of $ZZ \rightarrow 2l2\nu$, generated with MADGRAPH and interfaced with PYTHIA for parton showering, is found to be in good agreement with the corresponding spectrum computed at NLO in QCD with MCFM and therefore no differential correction for NLO QCD effects is applied to the MADGRAPH simulated sample. In addition, the effect of NLO EW corrections [7,8] is taken into account by reweighting the ZZ and the WZ events as a function of the partonic kinematic variables, and applying weights derived from the calculations described in Ref. [7]. These corrections yield an overall reduction of 4.1 % of the ZZ cross section, as well as a softening of the boson p_T spectra that results in a reduction of the differential cross section of about 20 % at Z p_T of 300 GeV.

Simulated samples of the $ZZ \rightarrow 2l2\nu$ process that include contributions from ATGCs (see Sect. 8) are produced using the LO generator SHERPA [17]. These samples are based on a LO matrix-element simulation including up to two additional jets, matched to parton showers.

The parton distribution functions (PDF) are modeled with the CTEQ6L [18] parametrization in samples generated with MADGRAPH, and the CT10 parametrization [19] in samples

generated with POWHEG and SHERPA. The detector response to the simulated events is modeled with GEANT4 [12, 20].

4 Event selection

The signal consists of two Z bosons, one decaying into a pair of oppositely charged leptons and the other to two neutrinos that escape direct detection. The final state is thus characterized by: a pair of oppositely charged, isolated electrons or muons, with an invariant mass within a Z-boson mass window, no additional leptons, and large E_T^{miss} .

Events are selected using triggers that require the presence of two electrons or two muons, with minimum p_T thresholds on each lepton that depend on the dataset. The trigger thresholds in the 8 TeV dataset are 17 and 8 GeV for the leptons with higher and lower p_T , respectively. The thresholds for the 7 TeV data samples are the same or lower. The 8 TeV data sample also includes events that satisfy a single isolated muon trigger to ensure the highest efficiency. For events with two identified and isolated leptons having invariant mass between 83.5 and 98.5 GeV and dilepton $p_T > 45$ GeV, the trigger efficiency is higher than 98 % in the dielectron channel and varies from 94 to 98 % in the dimuon channel. In addition, single-photon triggers or electron-muon triggers are used to select control samples for the background determinations.

Electrons are selected inside the fiducial region of ECAL. The electron candidates must have a minimum p_T of 20 GeV, and satisfy standard identification criteria, based on shower shape, track quality, cluster track matching, in order to reject misidentified hadrons [21].

The muons are selected inside the fiducial region of the muon spectrometer, with a minimum p_T of 20 GeV, and satisfy standard identification criteria based on track information and isolation [22].

Events are selected if they include a pair of same-flavor, oppositely charged leptons that pass the identification and isolation criteria. In order to suppress backgrounds that do not include a Z boson, the lepton pair is required to have an invariant mass compatible with the Z-boson mass, between 83.5 and 98.5 GeV. The p_T of the dilepton pair is required to be greater than 45 GeV. This requirement is particularly effective at reducing the DY background because the Z bosons produced in ZZ events have, on average, larger p_T than those from single Z-boson production.

Since the ZZ pair is produced in the collision of two hadrons, the event might have jets from initial-state radiation. We use jets reconstructed from particle-flow (PF) candidates, using the anti- k_T algorithm [23] with a distance parameter of 0.5. The jet transverse energy is corrected using the CMS standard prescriptions for jet energy scale (JES) calibration [24]. Only jets with a corrected p_T greater than 10 GeV and reconstructed within $|\eta| < 5$ are used in this

analysis. Further corrections are applied to reduce the effect of secondary proton–proton collisions overlapping with the primary interaction (pileup). An extra correction is applied to jets in the MC samples to match the resolution observed in data. In order to reject jets dominated by instrumental and beam-related noise, loose identification criteria are applied, based on the multiplicity and energy fraction of charged and neutral particles.

In order to suppress background coming from top quarks, events are vetoed if they have a jet identified as a b-quark jet (b-tagged). A requirement based on a combined secondary vertex discriminator [25] is applied to b-tagged jets with $p_T > 20$ GeV within the tracker fiducial region ($|\eta| < 2.4$). The misidentification probability for light-parton jets is about 10 %, whereas the efficiency for b-jets is more than 80 %. To further reduce top-quark and other backgrounds with hadronic activity, events are rejected if they contain any jet with $p_T > 30$ GeV.

A good E_T^{miss} measurement is critical for the extraction of the $ZZ \rightarrow 2l2\nu$ signal given that the E_T^{miss} distinguishes this process from the DY background. Since the average E_T^{miss} of the signal is moderate (~ 50 GeV), we cannot simply require a high E_T^{miss} . We follow the approach of constructing a “reduced E_T^{miss} ” variable, as done in the D0 [26, 27] and OPAL [28] experiments. The concept behind a reduced E_T^{miss} is to reduce the instrumental contribution to mismeasured E_T^{miss} by considering possible contributions to fake E_T^{miss} . In each event, $\mathbf{p}_T^{\text{miss}}$ and jet momenta are decomposed along an orthogonal set of axes in the transverse plane of the detector. One of the axes is defined by the \mathbf{p}_T of the charged dilepton system, the other perpendicular to it. We define the recoil of the l^+l^- system in two different ways: (1) the clustered recoil (\mathbf{R}_c) is the vectorial sum of the momenta of the PF jets reconstructed in the event, and (2) the unclustered recoil (\mathbf{R}_u) is the vectorial sum of the transverse momenta of all PF candidates in the event, with the exception of the two leptons. On each axis ($i = \text{parallel/orthogonal}$ to the dilepton system \mathbf{p}_T), the reduced E_T^{miss} projection is defined as

$$\text{reduced } E_T^{\text{miss}i} = -p_T^{\text{ll},i} - R_{c/u}^i,$$

where $R_{c/u}^i$ represents the choice of R_c or R_u that minimizes the absolute value of that reduced E_T^{miss} component, and $p_T^{\text{ll},i}$ is a projection of the transverse momentum of the Z boson. The presence of genuine E_T^{miss} in the recoil of the charged dilepton system is expected to be evident in the parallel projection, while the component perpendicular to the l^+l^- system is mostly dominated by jet and E_T^{miss} resolution. The absolute reduced E_T^{miss} variable is the sum in quadrature of the two components. The reduced E_T^{miss} shows better DY background suppression than the standard PF E_T^{miss} at the same signal efficiency. It is also found to be more stable than the PF E_T^{miss} under variations in pileup conditions and JES.

Table 1 Summary of the optimal signal selection

Variable	Value
Dilepton invariant mass	$ m(\text{ll}) - 91 < 7.5 \text{ GeV}$
Dilepton p_T	$p_T^{\text{ll}} > 45 \text{ GeV}$
b-tagged jets	Based on vertex info (for jet with $p_T > 20 \text{ GeV}$)
Jet veto	No jets with $p_T > 30 \text{ GeV}$
Reduced E_T^{miss}	$> 65 \text{ GeV}$
E_T^{miss} balance	$0.4 < E_T^{\text{miss}}/p_T^{\text{ll}} < 1.8$
$\Delta\phi(\mathbf{p}_T^{\text{miss}}, \text{jet})$	$> 0.5 \text{ rad}$
$\Delta\phi(\mathbf{p}_T^{\text{miss}}, \text{lepton})$	$> 0.2 \text{ rad}$
Lepton veto	No additional leptons (e/μ) with $p_T > 10/3 \text{ GeV}$

The E_T^{miss} balance variable is defined as the ratio between the PF E_T^{miss} and the transverse momentum of the leptonically decaying Z boson, namely $E_T^{\text{miss}}/p_T^{\text{ll}}$. Values of this variable far from unity identify events in which the leptonic Z-boson candidate is not well balanced by genuine E_T^{miss} from neutrinos, but recoils against mismeasured jets or leptons. The selected sample can still be contaminated by events with jets with p_T below the veto threshold.

A mismeasurement of the jet energy can produce mismeasured $\mathbf{p}_T^{\text{miss}}$ aligned with the jet direction in the transverse plane. These events are characterized by a small azimuthal angle between the $\mathbf{p}_T^{\text{miss}}$ vector and the closest jet, $\Delta\phi(\mathbf{p}_T^{\text{miss}}, \text{jet})$. This distribution is used to reject Z + jets events that have a small $\Delta\phi$ angle. The mismeasurement of a lepton p_T can also produce mismeasured E_T^{miss} . Although this effect is usually negligible, given the good lepton momentum resolution in CMS, events are found where a large E_T^{miss} value ($> 60 \text{ GeV}$) is accompanied by a small angle between the $\mathbf{p}_T^{\text{miss}}$ and the \mathbf{p}_T of a lepton. Events with $E_T^{\text{miss}} > 60 \text{ GeV}$ and $\Delta\phi(\mathbf{p}_T^{\text{miss}}, \text{lepton}) < 0.2 \text{ rad}$ are therefore rejected.

In order to suppress the WZ background, with both bosons decaying leptonically, events are required to have no additional leptons. To improve the rejection power, the p_T threshold is lowered to 3 GeV for additional muons, and 10 GeV for electrons. Furthermore, these muons and electrons are selected with looser criteria than those used to reconstruct the Z-boson candidate.

The variables described above are used to extract the signal sample for the cross section measurement. We optimize the requirements in the final selection in order to minimize the total uncertainty in the measured cross section at 8 TeV (see Sect. 7). The same selection is applied to the 7 TeV data. For this purpose, we scan a series of possible analysis selections, in which we vary the dilepton mass window and p_T threshold, the minimum p_T of jets used in the computation of the reduced E_T^{miss} variable, and the reduced E_T^{miss} requirement. We optimize the selection using MC estimates of the background processes, or using predictions based on con-

trol samples in data from the DY, top-quark, and WW backgrounds, as described in Sect. 5, and we find similar results for the optimal requirements and for the measured cross section. For the final optimization we choose the selection obtained using background estimates from data. The requirements are summarized in Table 1. With this selection, the acceptance for $ZZ \rightarrow 2e2\nu$ and $ZZ \rightarrow 2\mu 2\nu$ events is about 10 % for both channels, at 7 and 8 TeV.

5 Background estimation

Although the DY process does not include genuine E_T^{miss} from neutrinos, the tail of the reduced E_T^{miss} distribution can be contaminated by these events due to detector energy resolution, jet energy mismeasurements, pileup energy fluctuations, and instrumental noise. Given that the simulation may not fully reproduce detector and pileup effects on the reduced E_T^{miss} distribution, especially in the tails, and that the simulation is limited in statistical precision, we build a model of DY background from control samples in data. For this purpose we use a process that has similar jet multiplicity, underlying event, and pileup conditions as the DY process for the region of interest at high boson p_T : the production of prompt isolated photons in association with jets ($\gamma + \text{jets}$) [29]. We expect that an accurate description of the E_T^{miss} distribution and other related kinematic variables can be obtained from this photon + jets sample. However, some corrections must be applied to the photon + jets sample to ensure a good modeling of the DY process. The yield of photon events is scaled to the observed charged dilepton system yield as a function of the boson p_T after applying the jet veto to both samples. This accounts for the differences in the selection efficiency of the dilepton and photon candidates and corrects for the trigger prescales, which are applied to the low- p_T photon triggers.

Only photons in the barrel region are used because the purity and resolution are better than in other regions. Following Ref. [1], the selection of photon events is based on

shower shape, isolation in the tracker, and energy deposits in ECAL, and HCAL. After this selection, several processes with instrumental E_T^{miss} contribute to the photon sample: single γ events, double γ events where one photon escapes detection or fails the identification, and QCD events with a jet misidentified as a photon. Processes with genuine E_T^{miss} can also contaminate this sample: $W/Z+\gamma$ with the W/Z boson decaying to $l\nu/l\nu\nu$, or W + jets with the W boson decaying to $e\nu$ and the electron misreconstructed as a photon. Although these processes have generally lower cross sections, they are characterized by large E_T^{miss} values, and thus contribute to the tails of the distribution, where it is most important to measure the residual instrumental background. In order to reduce these background contributions, specific selections are applied. The event must have exactly one photon and no leptons. Only jets with $\Delta R = \sqrt{(\Delta\phi)^2 + (\Delta\eta)^2} > 0.4$ from the photon are used for all the jet-related selections (jet veto, reduced E_T^{miss} , etc.). To avoid misreconstruction of the photon energy, a conversion veto is applied using the number of missing expected tracker hits and the distance of closest approach between the reconstructed conversion tracks.

The remaining contribution from $W + \gamma$ and $W/Z + \gamma$ events after this selection is estimated from simulation and subtracted from the photon data model. For this purpose, a set of simulated photon samples is used that includes γ + jets, QCD events with a jet misidentified as a photon (generated with PYTHIA), $W + \gamma \rightarrow l\nu\gamma$, and $Z + \gamma \rightarrow \nu\nu\gamma$ (generated with MADGRAPH). These samples are normalized to their respective cross sections computed at NLO in QCD. The full set of MC samples is reweighted and corrected following the same procedure as that used for the photon data sample. Finally, the photon data are corrected as a function of E_T^{miss} by multiplying them by unity minus the fraction of electroweak processes in the simulation.

We apply a different data-based method to estimate the total number of background events from processes that do not involve a Z boson: i.e. WW and top-quark production. We denote these events as nonresonant background (NRB). In order to measure this contribution, a control sample based on $e\mu$ candidate events is selected by applying the same requirements as in the main analysis. The NRB yields in the same-flavor channels (ee and $\mu\mu$) are obtained by scaling the number of events in the control sample. The rescaling is done by means of correction factors, measured from the sidebands (SB) of the Z -boson mass peak, i.e. in the regions 55–70 and 110–200 GeV. The scale factors are measured in a looser selection region in order to improve the statistical precision. We require the reduced $E_T^{\text{miss}} > 65$ GeV in order to suppress the DY contribution from $\tau^+\tau^-$. We also require at least one b-tagged jet with $p_T > 20$ GeV, to further reduce DY and other backgrounds, and increase the fraction of top-quark events. The scale factors are defined as follows:

$$\alpha_{ee/\mu\mu} = N_{ee/\mu\mu}^{\text{SB}} / N_{e\mu}^{\text{SB}}, \quad (1)$$

and the NRB contamination in the Z -peak region is:

$$N_{ee/\mu\mu}^{\text{peak}} = \alpha_{ee/\mu\mu} N_{e\mu}^{\text{peak}}. \quad (2)$$

The validity of the method is tested in simulation by comparing the predicted background to the expected number of WW and top-quark events.

Figure 1 shows the reduced E_T^{miss} distributions in dilepton data and simulation, using the photon model to describe the DY background and the data-driven estimation for NRB. A good agreement is found in the region dominated by the DY process, up to about 80 GeV, while the higher part of the spectrum is dominated by diboson production. The error bands shown in Fig. 1 represent the statistical uncertainty in the predicted yields. A systematic uncertainty in the final DY event yield estimated with this method is computed as the relative difference between dilepton yields in data and simulation, in a control region with $E_T^{\text{miss}} < 60$ GeV, and it has been found to be 25 % (40 %) at 7(8) TeV. This systematic uncertainty is not shown in Fig. 1.

6 Systematic uncertainties

Different sources of systematic uncertainty are associated with the expected yields and distributions of signal and background processes and of the data. The uncertainties reported in the following paragraphs affect the final event yields of the relevant processes.

6.1 Statistical uncertainty of the simulated and control samples

For the processes estimated from simulation, ZZ and WZ , the limited size of the MC sample affects the precision of the modeling, and is therefore taken as a systematic uncertainty in the shape of the kinematic distributions used in the cross section measurement and ATGC limit setting. Similarly, the backgrounds estimated from data are limited by the size of the control samples described in Sect. 5: the $e\mu$ sample for nonresonant backgrounds and the γ + jets sample for DY background. These uncertainties are treated in the same way as those backgrounds that are estimated from simulation. This systematic uncertainty has been computed in different reduced E_T^{miss} bins or different p_T bins and is used as shape errors in the fit.

6.2 Cross sections of ZZ and WZ

The cross sections for $pp \rightarrow ZZ + X \rightarrow 2l2\nu + X$ and $pp \rightarrow WZ + X \rightarrow 3l\nu + X$ processes are calculated

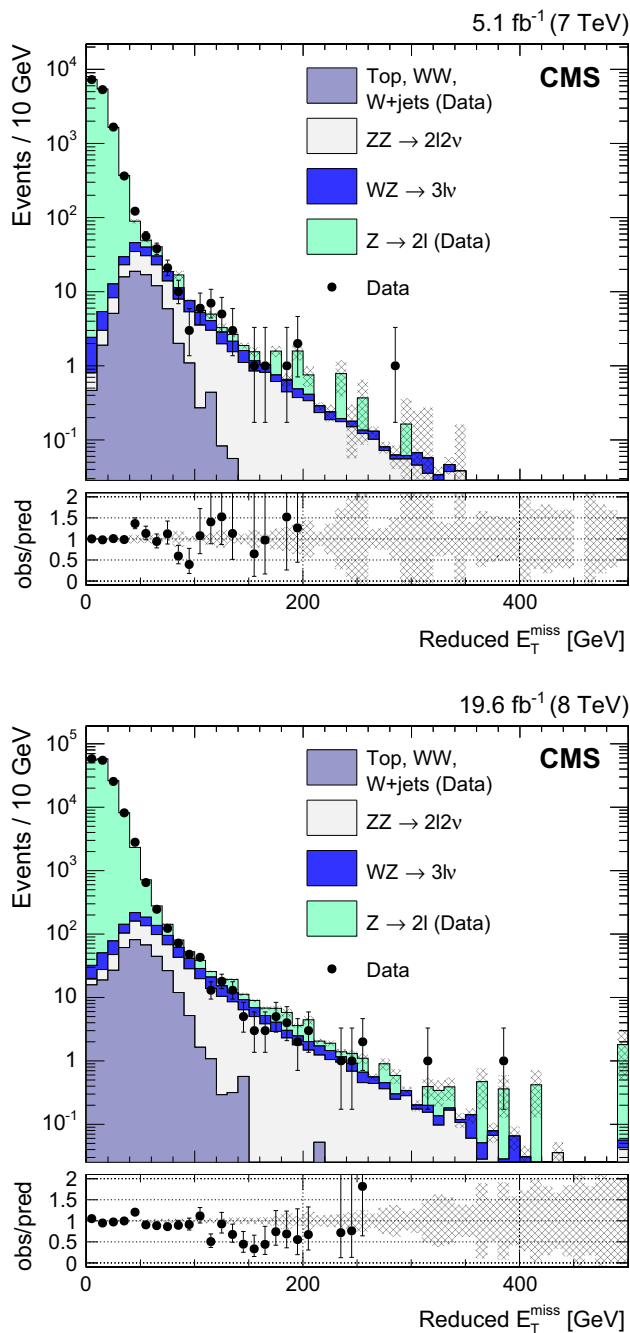


Fig. 1 Reduced E_T^{miss} spectrum in the inclusive ll ($l = e, \mu$) channel at 7 TeV (top) and 8 TeV (bottom), using the photon model to describe the DY contribution and NRB modeling for WW, W + jets, and top-quark production, after selections on the dilepton invariant mass and p_T , jet veto, b-tagged jet veto, third lepton veto, and $\Delta\phi(\mathbf{p}_T^{\text{miss}}, \text{jet})$, as described in Sect. 4. The gray error band represents the statistical uncertainty in the predicted yields

using MCFM version 6.2 [3], and using PDFs from the Les Houches accord PDF (LHAPDF) program, version 5.8.7 [30]. The PDF + α_S uncertainty in the WZ cross section is evaluated as the maximum spread of the cross sections computed

at $\mu_R = \mu_F = m_Z$ with three PDF sets, including the corresponding uncertainties from one standard deviation variation of the PDF parameters and the α_S value [31]. It is found to be 3.1 % (4.2 %) at 7 (8) TeV.

The uncertainty from the renormalization and factorization scales is evaluated as the maximum difference between the central value of the cross section at $\mu_R = \mu_F = m_Z$ and the central values computed at $\mu_R = \mu_F = m_Z/2$ and $2m_Z$, using each of the three PDFs recommended in Ref. [31]. An uncertainty of 5.9 % (5.4 %) at 7 (8) TeV is found for the WZ background. For the ZZ signal, we evaluate this theoretical uncertainty in the case of the exclusive production with 0 jets, to take into account the jet-veto applied in the signal selection, following the prescription described in Refs. [32,33]. The exclusive cross section for ZZ + 0 jets is $\sigma_{0j} = \sigma_{\geq 0j} - \sigma_{\geq 1j}$, where $\sigma_{\geq nj}$ is the inclusive cross section of ZZ + at least n jets, where $n = 0, 1$. According to Ref. [32], $\sigma_{\geq 0j}$ and $\sigma_{\geq 1j}$ are essentially uncorrelated, thus the uncertainty in σ_{0j} can be computed as $\epsilon_{0j} = \sqrt{\epsilon_{\geq 0j}^2 + \epsilon_{\geq 1j}^2}$, where $\epsilon_{\geq 0j}$ and $\epsilon_{\geq 1j}$ are the uncertainties in $\sigma_{\geq 0j}$ and $\sigma_{\geq 1j}$, respectively. The cross sections are computed with MCFM, including the acceptance requirements on lepton p_T and η , charged dilepton mass, and E_T^{miss} , as well as the jet veto, when relevant. The cross section uncertainties are estimated by varying the renormalization and factorization scales, as explained above. Since the charged dilepton p_T spectrum is the observable from which limits on ATGCs are derived, the uncertainty in σ_{0j} is computed in different intervals of charged dilepton p_T .

The uncertainty in the NLO EW correction to ZZ production, corresponding to missing higher-order terms in the computation, is estimated as the product of the NLO QCD and EW corrections [7]. The uncertainty in the EW correction to WZ production is estimated as 100 % of the correction, to account for the poorly known fraction of photon + quark-induced events [8] passing the jet veto.

6.3 Acceptance

The kinematic acceptance for the signal is computed using MCFM. Kinematic requirements, based on those used in the signal selection, are applied to the charged leptons and neutrinos at the generator level. The acceptance is determined by comparing the cross sections with and without the kinematic requirements. The systematic uncertainty is evaluated as the variation in the acceptance resulting from varying the renormalization and factorization scales from m_Z to $m_Z/2$ and $2m_Z$, summed in quadrature with the variation obtained from using different PDF sets and from varying the PDF parameters and the α_S value by one standard deviation. The result is 2.8 % at both 7 and 8 TeV.

6.4 Luminosity

The uncertainty in the luminosity measurement is 2.2 % in 2011, and 2.6 % in 2012 [34].

6.5 Lepton trigger and identification efficiency

Lepton trigger and identification efficiencies are determined from data, using the tag-and-probe technique with $Z \rightarrow ll$ events [35], and used to correct the simulated samples. The total uncertainty in the lepton efficiency amounts to about 3 % for ee events, and 4 % for $\mu\mu$ events.

6.6 Lepton momentum scale

The systematic uncertainty in the lepton momentum scale is computed by shifting the nominal momenta by $\pm 1\sigma$ and propagating the variations to the reduced E_T^{miss} . We assume an uncertainty of 2 % (3.5 %) in the energy of electrons reconstructed in the ECAL barrel (endcap), and 1 % in the muon momentum. The resulting variations of the final yields are 2.5 % for the ee channel, and 1.0 % for the $\mu\mu$ channel and they are treated as a shape uncertainty.

6.7 Jet energy scale and resolution

The uncertainty in the calibration of the jet energy scale directly affects the jet veto, the calculation of reduced E_T^{miss} , and the selection of the balance variable. The JES uncertainty is estimated by shifting the jet energies by $\pm 1\sigma$ and propagating the variations to the reduced E_T^{miss} and all the other relevant observables. Uncertainties in the final yields of 3–4 (7–8) % are found for both the ee and $\mu\mu$ final states at 7 (8) TeV.

Similarly, a systematic uncertainty in jet energy resolution (JER) is computed. As explained above, the energy of jets in simulation is corrected to reproduce the resolution observed in data. Such corrections are varied according to their uncertainties and these variations are propagated to all the observables and selections dependent on jet energy. An uncertainty in the final yields of less than 1 % is found in both ee and $\mu\mu$ final states: 0.4 % (0.8 %) at 7 (8) TeV.

Since the shapes of the distributions are expected to be affected by variations in the JES and the JER, these sources are treated as shape uncertainties in the extraction of the cross section.

6.8 b-jet veto

The b-tagging efficiency is taken from Ref. [36]. In simulation, the nominal working point for this b-tagger is shifted to

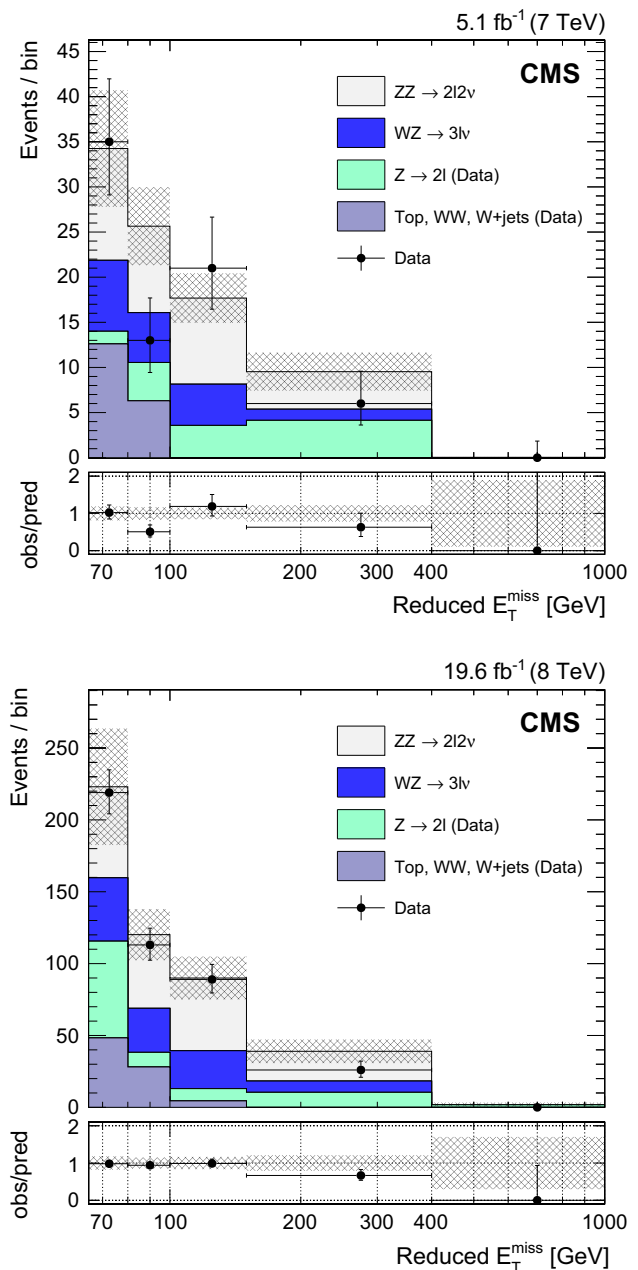


Fig. 2 Reduced E_T^{miss} distribution in ll ($l = e, \mu$) channels, after the full selection, at 7 TeV (top) and 8 TeV (bottom). The DY and WW, W + jets, and top backgrounds are estimated with data-driven methods. The gray error band includes statistical and systematic uncertainties in the predicted yields. In the bottom plots, vertical error bars and bands are relative to the total predicted yields. In all plots, horizontal error bars indicate the bin width

reproduce the efficiency observed in data. The uncertainty in the measured efficiency is propagated to the event yields of the processes estimated from simulation by applying further shifts to the discriminator threshold. A very small uncertainty in the final yields of the MC samples is found: 0.1–0.15 % at both 7 and 8 TeV.

Table 2 Predicted signal and background yields at 7 and 8 TeV, and corresponding values obtained from the combined maximum likelihood fit to the ee and $\mu\mu$ channels. The uncertainties include both the statistical and systematic components

Dataset	Process	Channel	Predicted yield	Fitted yield	Observed
7 TeV	ZZ \rightarrow 2l2 ν	ee	14.0 ± 1.9	12.0 ± 4.4	–
		$\mu\mu$	21.7 ± 3.2	18.4 ± 6.8	–
	WZ \rightarrow 3l ν	ee	7.7 ± 0.9	7.9 ± 1.0	–
		$\mu\mu$	11.5 ± 1.6	11.6 ± 1.2	–
	Z + jets	ee	5.0 ± 2.7	4.8 ± 2.3	–
		$\mu\mu$	8.3 ± 4.8	4.8 ± 3.0	–
	Nonresonant	ee	7.7 ± 3.1	7.4 ± 2.3	–
		$\mu\mu$	11.2 ± 4.8	9.2 ± 3.1	–
	Total	ee	34.4 ± 6.2	32.1 ± 3.9	35
		$\mu\mu$	52.7 ± 9.7	44.0 ± 5.3	40
8 TeV	ZZ \rightarrow 2l2 ν	ee	77 ± 16	69 ± 13	–
		$\mu\mu$	109 ± 23	100 ± 19	–
	WZ \rightarrow 3l ν	ee	45 ± 6	43.9 ± 5.6	–
		$\mu\mu$	64 ± 8	63.8 ± 7.3	–
	Z + jets	ee	36 ± 12	27.7 ± 7.9	–
		$\mu\mu$	63 ± 21	52 ± 14	–
	Nonresonant	ee	31 ± 9	34.1 ± 7.2	–
		$\mu\mu$	50 ± 14	54 ± 12	–
	Total	ee	189 ± 31	174.7 ± 10	176
		$\mu\mu$	286 ± 49	269.8 ± 15	271

6.9 Pileup

Simulated samples are reweighted to reproduce the pileup conditions observed in data. To compute the uncertainty related to this procedure, we shift the number of interactions by 8 % when reweighting the simulated samples. The variation of the final yields induced by this procedure is less than 1 % in ZZ and WZ processes. However, the shapes of the kinematic distributions can vary in this procedure, so the varied distributions are used as shape uncertainties in the cross section fit.

6.10 Drell–Yan

The uncertainty in the DY contribution is propagated from the uncertainty in the reweighted photon spectrum that is used in the estimate of DY background from data, and is dominated by the subtraction of backgrounds due to EW processes. As explained in Sect. 5, the DY background estimate is assigned an uncertainty of 25 % (40 %) at 7 (8) TeV, evaluated from the relative difference between dilepton yields in data and simulation in a control region.

6.11 Top-quark and WW backgrounds

The uncertainty in the estimate of the NRB is derived from the statistical uncertainties in the scale factors in Eq. (1), and

from a closure test of the data-driven method for the measurement of this background performed on simulated data. It is found to be about 20 % at both 7 and 8 TeV.

7 Measurement of the ZZ production cross section

We extract the ZZ production cross section using a profile likelihood fit [37] to the reduced- E_T^{miss} distribution, shown in Fig. 2. The fit takes into account the expectations for the different background processes and the ZZ signal. Each systematic uncertainty is introduced in the fit as a nuisance parameter with a log-normal prior. For the signal we consider a further multiplicative factor, which is the ratio of the cross section measured in data to the expected theoretical value, i.e. the signal strength $\mu = \sigma/\sigma_{\text{th}}$. Maximizing the profile likelihood, we obtain the ZZ production cross section from the signal strength parameter, as well as optimal fits of the background yields by varying nuisance parameters within their constraints. Table 2 shows the expected signal and background yields, and the corresponding values after the combined fit to the ee and $\mu\mu$ channels. The uncertainties include both the statistical and systematic components.

The cross sections are extracted from individual fits to the ee and $\mu\mu$ channels and from a simultaneous fit to both channels. Table 3 reports the measured $pp \rightarrow ZZ \rightarrow 2l2\nu$ exclusive cross section, i.e. the production cross section of ZZ

Table 3 Cross sections (fb) for process $pp \rightarrow ZZ \rightarrow 2l2\nu$ (where l denotes a charged lepton of a given flavor, ν a neutrino of any flavor) at 7 and 8 TeV, with both Z boson masses in the range 60–120 GeV, measured in the ee and $\mu\mu$ channels and the two channels combined

Channel	$\sqrt{s} = 7$ TeV	$\sqrt{s} = 8$ TeV
ee	98^{+35}_{-31} (stat) $^{+27}_{-22}$ (syst) ± 2 (lumi)	83^{+17}_{-16} (stat) $^{+26}_{-19}$ (syst) ± 2 (lumi)
$\mu\mu$	47^{+24}_{-21} (stat) $^{+20}_{-19}$ (syst) ± 1 (lumi)	98^{+14}_{-14} (stat) $^{+29}_{-22}$ (syst) ± 3 (lumi)
Combined	66^{+20}_{-18} (stat) $^{+18}_{-14}$ (syst) ± 1 (lumi)	92^{+11}_{-10} (stat) $^{+25}_{-19}$ (syst) ± 2 (lumi)
Theory	79^{+4}_{-3} (theo)	97^{+4}_{-3} (theo)

Table 4 Systematic uncertainties in the cross sections due to each source separately, after the maximum likelihood fit to extract the ZZ cross section. The uncertainties marked with an asterisk (*) are used as shape uncertainties in the fit

Source of uncertainty	Uncertainty (%)	
	7 TeV	8 TeV
(*) MC statistics: ZZ (ee channel)	0.8	1.0
(*) MC statistics: ZZ ($\mu\mu$ channel)	1.3	1.1
(*) MC statistics: WZ (ee channel)	1.7	0.9
(*) MC statistics: WZ ($\mu\mu$ channel)	1.7	1.0
(*) Control sample statistics: DY (ee channel)	6.9	2.3
(*) Control sample statistics: DY ($\mu\mu$ channel)	5.8	4.9
(*) Control sample statistics: NRB (ee channel)	6.3	3.0
(*) Control sample statistics: NRB ($\mu\mu$ channel)	8.1	4.4
WZ cross section: PDF + α_S	1.9	2.6
(*) ZZ + WZ cross section: scales	17	16
(*) ZZ + WZ cross section: NLO EW corr.	2.4	2.3
Signal acceptance	2.8	2.8
(*) Pileup	0.5	1.1
Muon trigger, ID, isolation	4.1	3.6
Electron trigger, ID, isolation	1.7	2.0
(*) Lepton momentum scale	2.6	3.7
(*) JES	6.0	12
(*) JER	0.8	1.4
(*) Unclustered E_T^{miss}	2.1	3.2
(*) b-jet veto	0.3	0.5
Drell–Yan bkg. normalization	6.6	8.4
Top-quark and WW bkg. normalization	7.7	7.1
Total systematic uncertainty	24.6	23.5
Statistical uncertainty	28.0	11.9

pairs with mass $60 < M_Z < 120$ GeV, with no restrictions on lepton acceptance nor jet number, times the branching fraction to final states with two charged leptons of a given flavor and two neutrinos of any flavor. This is obtained by rescaling the theoretical prediction for the exclusive cross section in the same kinematic range by the fitted signal strength. These theoretical predictions are computed at NLO in QCD with MCFM and corrected for NLO EW effects: 79^{+4}_{-3} (97^{+4}_{-3}) fb at 7 (8) TeV.

The measured inclusive ZZ cross section is obtained by rescaling the theoretical inclusive cross section computed in the zero-width approximation [3] and corrected for NLO EW

effects [7] (see Sect. 1), by the same fitted signal strength. This procedure properly accounts for the contribution of virtual photon decays to the charged-lepton pair production, and yields a measured cross section that can be compared directly with theoretical calculations of inclusive pure ZZ production in the zero-width approximation. The results are:

7 TeV:

$$\sigma(pp \rightarrow ZZ) = 5.1^{+1.5}_{-1.4} \text{ (stat)} \ ^{+1.4}_{-1.1} \text{ (syst)} \pm 0.1 \text{ (lumi) pb,}$$

8 TeV:

$$\sigma(pp \rightarrow ZZ) = 7.2^{+0.8}_{-0.8} \text{ (stat)} \ ^{+1.9}_{-1.5} \text{ (syst)} \pm 0.2 \text{ (lumi) pb.}$$

This is the first cross section measurement in the $2l2\nu$ channel at 8 TeV. The measurements are less than one standard deviation from the SM predictions at both 7 and 8 TeV. The uncertainties are approximately twice as large as those from the CMS measurement in the 4ℓ channel [10, 11], and the channels agree within uncertainties.

The p -values of the simultaneous fit to the ee and $\mu\mu$ channels are 0.335 (0.569) at 7 (8) TeV. The data are also consistent with the reduced E_T^{miss} spectra uncorrected for NLO EW effects, but with slightly smaller p -values of 0.322 (0.477) at 7 (8) TeV. The application of EW corrections thus improves the modeling of the diboson processes and leads to a better agreement between the simulated and observed spectra.

Table 4 shows a summary of the sources of systematic uncertainty described in Sect. 6, with the corresponding contributions to the total systematic uncertainty in the cross sections.

8 Anomalous couplings

The existence of neutral trilinear gauge couplings is forbidden at the tree level, but allowed in some extensions of the SM [38]. The ZZ production process provides a way to probe the existence of such anomalous couplings at the ZZZ and γZZ vertices.

Neutral couplings $V^{(*)}ZZ$ ($V = Z, \gamma$) can be described using the following effective Lagrangian [39]:

$$\mathcal{L}_{VZZ} = -\frac{e}{M_Z} \left\{ [f_4^\gamma (\partial_\mu F^{\mu\alpha}) + f_4^Z (\partial_\mu Z^{\mu\alpha})] Z_\beta (\partial^\beta Z_\alpha) - [f_5^\gamma (\partial^\mu F_{\mu\alpha}) + f_5^Z (\partial^\mu Z_{\mu\alpha})] \tilde{Z}^{\alpha\beta} Z_\beta \right\}, \quad (3)$$

where Z represents the Z boson and $F_{\mu\alpha}$ represents the electromagnetic field tensor. The coefficients f_i^γ and f_i^Z correspond to couplings $\gamma^{(*)}ZZ$ and $Z^{(*)}ZZ$, respectively. All the operators in Eq. (3) are Lorentz-invariant and $U(1)_{EM}$ gauge-invariant, but not invariant under $SU(2)_L \times U(1)_Y$ gauge symmetry. The terms corresponding to f_4^V parameters violate the CP symmetry, while the terms corresponding to f_5^V parameters conserve CP.

To avoid unitarity violation at energies above the scale (Λ) of new physics, the Lagrangian of Eq. (3) can be modified with form factors of the type $1/(1 + \hat{s}/\Lambda)^n$, where $\sqrt{\hat{s}}$ is the effective center-of-mass energy of the collision. No form-factor scaling is used in this analysis. This allows to provide results without any bias that can arise due to a particular choice of the form-factor energy dependence.

Previous studies of neutral anomalous triple gauge couplings were performed at LEP2 [40], Tevatron [41], and LHC [9–11]. No deviation from the SM expectation has been observed so far, and the best limits were set by the LHC

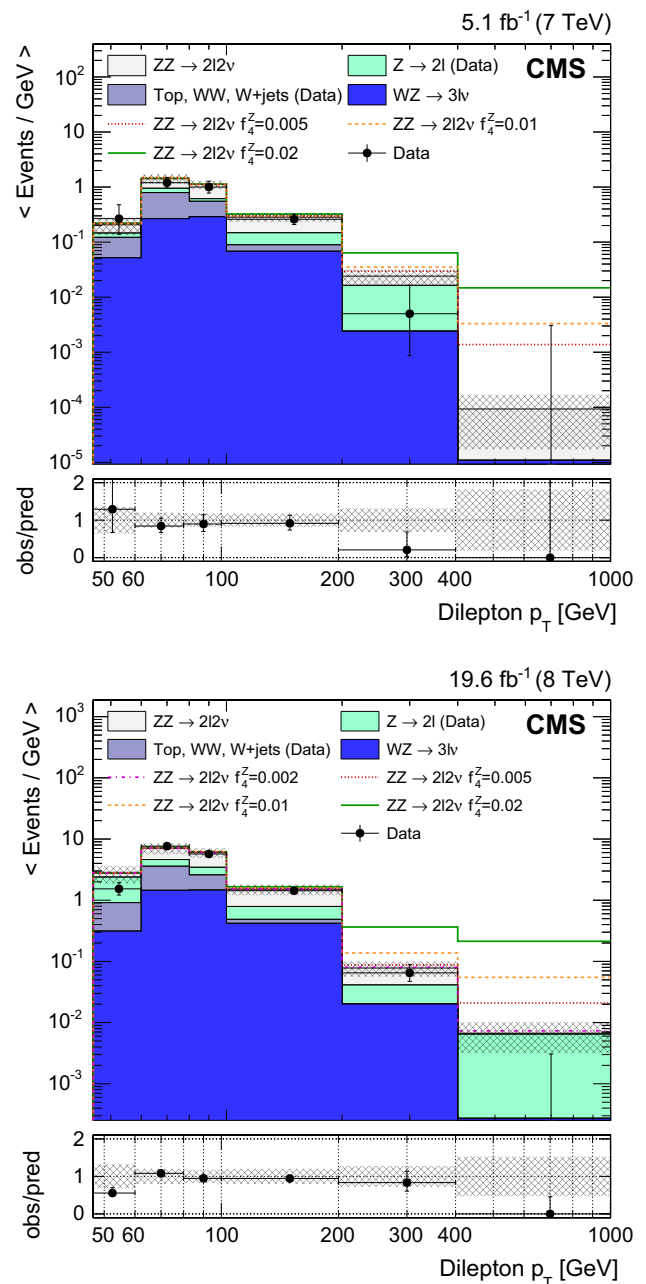


Fig. 3 Dilepton ($l = e, \mu$) transverse momentum distributions at 7 TeV (top) and 8 TeV (bottom). The DY and WW, W + jets, and top backgrounds are estimated from control samples in data. The gray error band includes statistical and systematic uncertainties in the predicted yields. In the bottom plots, vertical error bars and bands are relative to the total predicted yields. In all plots, horizontal error bars indicate the bin width

measurements based on integrated luminosities of about 5 (19.6) fb^{-1} at 7 (8) TeV.

8.1 Limits from the $ZZ \rightarrow 2l2\nu$ channel

In the following, we extract limits on the neutral triple gauge couplings $V^{(*)}ZZ$ with the same datasets at 7 and 8 TeV as

Table 5 Summary of 95 % CL intervals for the neutral ATGC coefficients, set by the $2l2\nu$ final states using the 7 and 8 TeV CMS datasets. The expected 95 % CL intervals obtained using the 7 and 8 TeV simulated samples are also shown. No form factor is used

Dataset	f_4^Z	f_4^γ	f_5^Z	f_5^γ
7 TeV	[−0.010; 0.011]	[−0.012; 0.013]	[−0.010; 0.010]	[−0.013; 0.013]
8 TeV	[−0.0033; 0.0037]	[−0.0044; 0.0038]	[−0.0033; 0.0035]	[−0.0039; 0.0043]
Combined	[−0.0028; 0.0032]	[−0.0037; 0.0033]	[−0.0029; 0.0031]	[−0.0033; 0.0037]
Expected (7 and 8 TeV)	[−0.0048; 0.0051]	[−0.0060; 0.0053]	[−0.0048; 0.0050]	[−0.0057; 0.0062]

Table 6 Summary of 95 % CL intervals for the neutral ATGC coefficients, set by the combined analysis of $4l$ and $2l2\nu$ final states. The intervals obtained separately by the two analyses using the 7 and 8 TeV CMS data sets are shown, as well as their combination. The expected 95 % CL intervals obtained using the 7 and 8 TeV simulated samples of both analyses are also shown. No form factor is used

Dataset	f_4^Z	f_4^γ	f_5^Z	f_5^γ
7 TeV, $4l$	[−0.010; 0.011]	[−0.012; 0.013]	[−0.011; 0.011]	[−0.013; 0.013]
7 TeV, $2l2\nu$	[−0.010; 0.011]	[−0.012; 0.013]	[−0.010; 0.010]	[−0.013; 0.013]
8 TeV, $4l$	[−0.0041; 0.0044]	[−0.0052; 0.0048]	[−0.0041; 0.0040]	[−0.0048; 0.0045]
8 TeV, $2l2\nu$	[−0.0033; 0.0037]	[−0.0044; 0.0038]	[−0.0033; 0.0035]	[−0.0039; 0.0043]
Combined	[−0.0022; 0.0026]	[−0.0029; 0.0026]	[−0.0023; 0.0023]	[−0.0026; 0.0027]
Expected ($4l$ and $2l2\nu$, 7 and 8 TeV)	[−0.0036; 0.0039]	[−0.0046; 0.0041]	[−0.0036; 0.0037]	[−0.0043; 0.0043]

used for the ZZ cross section measurement described in the previous section. Limits on the four f_i^V parameters are set by comparing the data with theoretical predictions.

Figure 3 shows the charged dilepton p_T distribution after the full selection described in Table 1, in data and simulation, including SHERPA samples with different values of the f_4^Z parameter. The contribution from the anomalous couplings enhances the high- p_T region of the distribution. The charged dilepton p_T is thus a good observable to probe for the presence of ATGCs. The DY and nonresonant backgrounds are estimated from data as described above. The SM ZZ process is simulated here using the MADGRAPH sample described in Sect. 2, with NLO QCD corrections computed with MCFM and NLO EW corrections from Ref. [7]. The contribution of the ATGCs is obtained from the SHERPA samples mentioned above, by subtracting the SM SHERPA contribution to the charged dilepton p_T , and is summed to the MADGRAPH ZZ distribution. The interference of the ATGC signal and the SM ZZ production is included, except for $p_T(Z) < 200$ GeV, which has a negligible impact on the limits. The expected signal yields in each p_T bin are interpolated between different values of the ATGC coupling parameters using a second-degree polynomial, since the signal cross section depends quadratically on such parameters.

The limits are calculated with a profile likelihood method. We set one-dimensional limits on the four parameters, i.e. varying independently a single parameter at a time, while fixing the other three to zero. The 95 % CL one-dimensional limits on the four parameters are reported in Table 5 for 7 TeV, 8 TeV, and combined datasets. The observed exclusion limits are about one standard deviation tighter than the expected

ones, which is attributed primarily to the observed deficit of events in the highest bin of dilepton p_T . The limits set are of comparable sensitivity to those previously obtained by CMS in the $4l$ channel [10, 11].

8.2 Combined limits from the $ZZ \rightarrow 4l$ and $\rightarrow 2l2\nu$ channels

We proceed with the combination of the results of the previously published $ZZ \rightarrow 4l$ analyses [10, 11] with the present results. In doing this, the published analysis of the $4l$ ($l = e, \mu$) channel is unchanged, except that NLO EW corrections to the SM $ZZ \rightarrow 4l$ background are included in the same way as in the present analysis. We use a profile likelihood method to calculate the 95 % CL one-dimensional intervals for the four parameters, combining the data in the $4l$ and $2l2\nu$ channels, at 7 and 8 TeV. The systematic uncertainties in the signal and diboson background cross sections, in the integrated luminosity, and in the lepton efficiencies are treated as fully correlated between the two channels. Table 6 shows the intervals obtained by combining the four separate data sets. The combined analysis improves the sensitivity of the two separate channels, and the limits are more stringent than all the results published to date.

9 Summary

We have measured the ZZ production cross section in the $2l2\nu$ channel in proton–proton collisions at center-of-mass energies of 7 and 8 TeV. The data samples selected for

the study correspond to an integrated luminosity of $5.1(19.6)\text{fb}^{-1}$ at 7(8) TeV. We have measured

$$\sigma(\text{pp} \rightarrow \text{ZZ}) = 5.1_{-1.4}^{+1.5} (\text{stat})_{-1.1}^{+1.4} (\text{syst}) \pm 0.1 (\text{lumi}) \text{ pb}$$

at 7 TeV, and

$$\sigma(\text{pp} \rightarrow \text{ZZ}) = 7.2_{-0.8}^{+0.8} (\text{stat})_{-1.5}^{+1.9} (\text{syst}) \pm 0.2 (\text{lumi}) \text{ pb}$$

at 8 TeV, in agreement with theory calculations, $6.2_{-0.2}^{+0.3}$ pb ($7.6_{-0.3}^{+0.4}$ pb) at 7(8) TeV, which include NLO QCD corrections [3] and NLO EW corrections [7, 8]. The selected data have also been analyzed to search for ATGCs involving the ZZ final state. In the absence of any observation of new physics, we have set the most stringent limits to date on the relevant ATGC parameters. In addition, by combining the selected data with the CMS data for the four-charged-lepton final state we have set even tighter constraints.

Acknowledgments We wish to thank our theoretician colleague Tobias Kasprzik for providing the numerical calculations of the next-to-leading-order electroweak corrections to the ZZ and WZ processes. We congratulate our colleagues in the CERN accelerator departments for the excellent performance of the LHC and thank the technical and administrative staffs at CERN and at other CMS institutes for their contributions to the success of the CMS effort. In addition, we gratefully acknowledge the computing centers and personnel of the Worldwide LHC Computing Grid for delivering so effectively the computing infrastructure essential to our analyses. Finally, we acknowledge the enduring support for the construction and operation of the LHC and the CMS detector provided by the following funding agencies: the Austrian Federal Ministry of Science, Research and Economy and the Austrian Science Fund; the Belgian Fonds de la Recherche Scientifique, and Fonds voor Wetenschappelijk Onderzoek; the Brazilian Funding Agencies (CNPq, CAPES, FAPERJ, and FAPESP); the Bulgarian Ministry of Education and Science; CERN; the Chinese Academy of Sciences, Ministry of Science and Technology, and National Natural Science Foundation of China; the Colombian Funding Agency (COLCIENCIAS); the Croatian Ministry of Science, Education and Sport, and the Croatian Science Foundation; the Research Promotion Foundation, Cyprus; the Ministry of Education and Research, Estonian Research Council via IUT23-4 and IUT23-6 and European Regional Development Fund, Estonia; the Academy of Finland, Finnish Ministry of Education and Culture, and Helsinki Institute of Physics; the Institut National de Physique Nucléaire et de Physique des Particules/CNRS, and Commissariat à l'Énergie Atomique et aux Énergies Alternatives/CEA, France; the Bundesministerium für Bildung und Forschung, Deutsche Forschungsgemeinschaft, and Helmholtz-Gemeinschaft Deutscher Forschungszentren, Germany; the General Secretariat for Research and Technology, Greece; the National Scientific Research Foundation, and National Innovation Office, Hungary; the Department of Atomic Energy and the Department of Science and Technology, India; the Institute for Studies in Theoretical Physics and Mathematics, Iran; the Science Foundation, Ireland; the Istituto Nazionale di Fisica Nucleare, Italy; the Ministry of Science, ICT and Future Planning, and National Research Foundation (NRF), Republic of Korea; the Lithuanian Academy of Sciences; the Ministry of Education, and University of Malaya (Malaysia); the Mexican Funding Agencies (CINVESTAV, CONACYT, SEP, and UASLP-FAI); the Ministry of Business, Innovation and Employment, New Zealand; the Pakistan Atomic Energy Commission; the Ministry of Science and Higher Education and the National Science Centre, Poland; the Fundação para a Ciência e a Tecnologia, Portugal; JINR, Dubna; the Ministry of Education and Science of the Russian Federation, the Federal Agency of

Atomic Energy of the Russian Federation, Russian Academy of Sciences, and the Russian Foundation for Basic Research; the Ministry of Education, Science and Technological Development of Serbia; the Secretaría de Estado de Investigación, Desarrollo e Innovación and Programa Consolider-Ingenio 2010, Spain; the Swiss Funding Agencies (ETH Board, ETH Zurich, PSI, SNF, UniZH, Canton Zurich, and SER); the Ministry of Science and Technology, Taipei; the Thailand Center of Excellence in Physics, the Institute for the Promotion of Teaching Science and Technology of Thailand, Special Task Force for Activating Research and the National Science and Technology Development Agency of Thailand; the Scientific and Technical Research Council of Turkey, and Turkish Atomic Energy Authority; the National Academy of Sciences of Ukraine, and State Fund for Fundamental Researches, Ukraine; the Science and Technology Facilities Council, UK; the US Department of Energy, and the US National Science Foundation. Individuals have received support from the Marie-Curie program and the European Research Council and EPLANET (European Union); the Leventis Foundation; the A. P. Sloan Foundation; the Alexander von Humboldt Foundation; the Belgian Federal Science Policy Office; the Fonds pour la Formation à la Recherche dans l'Industrie et dans l'Agriculture (FRIA-Belgium); the Agentschap voor Innovatie door Wetenschap en Technologie (IWT-Belgium); the Ministry of Education, Youth and Sports (MEYS) of the Czech Republic; the Council of Science and Industrial Research, India; the HOMING PLUS program of Foundation for Polish Science, cofinanced from European Union, Regional Development Fund; the Compagnia di San Paolo (Torino); the Consorzio per la Fisica (Trieste); MIUR Project 20108T4XTM (Italy); the Thalis and Aristeia programs cofinanced by EU-ESF and the Greek NSRF; and the National Priorities Research Program by Qatar National Research Fund.

Open Access This article is distributed under the terms of the Creative Commons Attribution 4.0 International License (<http://creativecommons.org/licenses/by/4.0/>), which permits unrestricted use, distribution, and reproduction in any medium, provided you give appropriate credit to the original author(s) and the source, provide a link to the Creative Commons license, and indicate if changes were made. Funded by SCOAP³.

References

1. CMS Collaboration, Search for the standard model Higgs boson in the $H \rightarrow \text{ZZ} \rightarrow 2\ell 2\nu$ channel in pp collisions at $\sqrt{s} = 7$ TeV. *JHEP* **03**, 040 (2012). doi:[10.1007/JHEP03\(2012\)040](https://doi.org/10.1007/JHEP03(2012)040)
2. J.D. Hobbs, M.S. Neubauer, S. Willenbrock, Tests of the standard electroweak model at the energy frontier. *Rev. Mod. Phys.* (2010). doi:[10.1103/RevModPhys.84.1477](https://doi.org/10.1103/RevModPhys.84.1477). arXiv:[1003.5733](https://arxiv.org/abs/1003.5733)
3. J.M. Campbell, R.K. Ellis, C. Williams, Vector boson pair production at the LHC. *JHEP* **07**, 018 (2011). doi:[10.1007/JHEP07\(2011\)018](https://doi.org/10.1007/JHEP07(2011)018). arXiv:[1105.0020](https://arxiv.org/abs/1105.0020)
4. F. Cascioli et al., ZZ production at hadron colliders in NNLO QCD. *Phys. Lett. B* **735**, 311 (2014). doi:[10.1016/j.physletb.2014.06.056](https://doi.org/10.1016/j.physletb.2014.06.056). arXiv:[1405.2219](https://arxiv.org/abs/1405.2219)
5. L.J. Dixon, Z. Kunszt, A. Signer, Vector boson pair production in hadronic collisions at order α_s : lepton correlations and anomalous couplings. *Phys. Rev. D* **60**, 114037 (1999). doi:[10.1103/PhysRevD.60.114037](https://doi.org/10.1103/PhysRevD.60.114037). arXiv:[hep-ph/9907305](https://arxiv.org/abs/hep-ph/9907305)
6. T. Binoth et al., NLO QCD corrections to ZZ+jet production at hadron colliders. *Phys. Lett. B* **683**, 154 (2010). doi:[10.1016/j.physletb.2009.12.013](https://doi.org/10.1016/j.physletb.2009.12.013). arXiv:[0911.3181](https://arxiv.org/abs/0911.3181)
7. A. Bierweiler, T. Kasprzik, J.H. Kuhn, Vector-boson pair production at the LHC to (α^3) accuracy. *JHEP* **12**, 071 (2013). doi:[10.1007/JHEP12\(2013\)071](https://doi.org/10.1007/JHEP12(2013)071). arXiv:[1305.5402](https://arxiv.org/abs/1305.5402)

8. J. Baglio, L.D. Ninh, M.M. Weber, Massive gauge boson pair production at the LHC: a next-to-leading order story. *Phys. Rev. D* **88**, 113005 (2013). doi:[10.1103/PhysRevD.88.113005](https://doi.org/10.1103/PhysRevD.88.113005). arXiv:[1307.4331](https://arxiv.org/abs/1307.4331)
9. ATLAS Collaboration, Measurement of ZZ production in pp collisions at $\sqrt{s} = 7$ TeV and limits on anomalous ZZZ and ZZ $_{\gamma}$ with the ATLAS detector. *JHEP* **03**, 128 (2012). doi:[10.1007/JHEP03\(2012\)128](https://doi.org/10.1007/JHEP03(2012)128). arXiv:[1211.6096](https://arxiv.org/abs/1211.6096)
10. CMS Collaboration, Measurement of the ZZ production cross section and search for anomalous couplings in $2\ell 2\ell'$ final states in pp collisions at $\sqrt{s} = 7$ TeV. *JHEP* **01**, 063 (2013). doi:[10.1007/JHEP01\(2013\)063](https://doi.org/10.1007/JHEP01(2013)063). arXiv:[1211.4890](https://arxiv.org/abs/1211.4890)
11. CMS Collaboration, Measurement of the pp to ZZ production cross section and constraints on anomalous triple gauge couplings in four-lepton final states at $\sqrt{s} = 8$ TeV. *Phys. Lett. B* **740**, 250 (2015). doi:[10.1016/j.physletb.2014.11.059](https://doi.org/10.1016/j.physletb.2014.11.059). arXiv:[1406.0113](https://arxiv.org/abs/1406.0113)
12. CMS Collaboration, The CMS experiment at the CERN LHC. *JINST* **3**, S08004 (2008). doi:[10.1088/1748-0221/3/08/S08004](https://doi.org/10.1088/1748-0221/3/08/S08004)
13. J. Alwall et al., MadGraph 5: going beyond. *JHEP* **06**, 128 (2011). doi:[10.1007/JHEP06\(2011\)128](https://doi.org/10.1007/JHEP06(2011)128). arXiv:[1106.0522](https://arxiv.org/abs/1106.0522)
14. S. Alioli, P. Nason, C. Oleari, E. Re, A general framework for implementing NLO calculations in shower Monte Carlo programs: the POWHEG BOX. *JHEP* **06**, 043 (2010). doi:[10.1007/JHEP06\(2010\)043](https://doi.org/10.1007/JHEP06(2010)043). arXiv:[1002.2581](https://arxiv.org/abs/1002.2581)
15. T. Sjöstrand, S. Mrenna, P. Skands, PYTHIA 6.4 physics and manual. *JHEP* **05**, 026 (2006). doi:[10.1088/1126-6708/2006/05/026](https://doi.org/10.1088/1126-6708/2006/05/026). arXiv:[hep-ph/0603175](https://arxiv.org/abs/hep-ph/0603175)
16. R. Field, Early LHC underlying event data – findings and surprises. In *22nd Hadron Collider Physics Symposium (HCP 2010)*, ed. by W. Trischuk (Toronto, 2010). arXiv:[1010.3558](https://arxiv.org/abs/1010.3558)
17. T. Gleisberg et al., Event generation with SHERPA 1.1. *JHEP* **02**, 007 (2009). doi:[10.1088/1126-6708/2009/02/007](https://doi.org/10.1088/1126-6708/2009/02/007). arXiv:[0811.4622](https://arxiv.org/abs/0811.4622)
18. H.-L. Lai et al., Uncertainty induced by QCD coupling in the CTEQ global analysis of parton distributions. *Phys. Rev. D* **82**, 054021 (2010). doi:[10.1103/PhysRevD.82.054021](https://doi.org/10.1103/PhysRevD.82.054021). arXiv:[1004.4624](https://arxiv.org/abs/1004.4624)
19. H.-L. Lai et al., New parton distributions for collider physics. *Phys. Rev. D* **82**, 074024 (2010). doi:[10.1103/PhysRevD.82.074024](https://doi.org/10.1103/PhysRevD.82.074024). arXiv:[1007.2241](https://arxiv.org/abs/1007.2241)
20. GEANT4 Collaboration, GEANT4 – a simulation toolkit. *Nucl. Instrum. Methods A* **506**, 250 (2003). doi:[10.1016/S0168-9002\(03\)01368-8](https://doi.org/10.1016/S0168-9002(03)01368-8)
21. CMS Collaboration, Performance of electron reconstruction and selection with the CMS detector in proton–proton collisions at $\sqrt{s} = 8$ TeV. *JINST* **10**, P06005 (2015). doi:[10.1088/1748-0221/10/06/P06005](https://doi.org/10.1088/1748-0221/10/06/P06005). arXiv:[1502.02701](https://arxiv.org/abs/1502.02701)
22. CMS Collaboration, Performance of CMS muon reconstruction in pp collision events at $\sqrt{s} = 7$ TeV. *JINST* **7**, P10002 (2012). doi:[10.1088/1748-0221/7/10/P10002](https://doi.org/10.1088/1748-0221/7/10/P10002). arXiv:[1206.4071](https://arxiv.org/abs/1206.4071)
23. M. Cacciari, G.P. Salam, G. Soyez, The anti- k_t jet clustering algorithm. *JHEP* **04**, 063 (2008). doi:[10.1088/1126-6708/2008/04/063](https://doi.org/10.1088/1126-6708/2008/04/063). arXiv:[0802.1189](https://arxiv.org/abs/0802.1189)
24. G.J. Gounaris, J. Layssac, F.M. Renard, Determination of jet energy calibration and transverse momentum resolution in CMS. *JINST* **6**, 11002 (2011). doi:[10.1088/1748-0221/6/11/P11002](https://doi.org/10.1088/1748-0221/6/11/P11002). arXiv:[1107.4277](https://arxiv.org/abs/1107.4277)
25. CMS Collaboration, Identification of b-quark jets with the CMS experiment. *JINST* **8**, P04013 (2013). doi:[10.1088/1748-0221/8/04/P04013](https://doi.org/10.1088/1748-0221/8/04/P04013). arXiv:[1211.4462](https://arxiv.org/abs/1211.4462)
26. D0 Collaboration, ZZ $\rightarrow \ell^+\ell^-\nu\bar{\nu}$ production in pp collisions at $\sqrt{s} = 1.96$ TeV. *Phys. Rev. D* **78**, 072002 (2008). doi:[10.1103/PhysRevD.78.072002](https://doi.org/10.1103/PhysRevD.78.072002). arXiv:[0808.0269](https://arxiv.org/abs/0808.0269)
27. D0 Collaboration, Measurement of the WZ and ZZ production cross sections using leptonic final states in 8.6 fb $^{-1}$ of $p\bar{p}$ collisions. *Phys. Rev. D* **85**, 112005 (2012). doi:[10.1103/PhysRevD.85.112005](https://doi.org/10.1103/PhysRevD.85.112005). arXiv:[1201.5652](https://arxiv.org/abs/1201.5652)
28. OPAL Collaboration, Search for anomalous production of dilepton events with missing transverse momentum in e^+e^- collisions at $\sqrt{s} = 161$ GeV and 172 GeV. *Eur. Phys. J. C* **4**, 047 (1998). doi:[10.1007/PL00021655](https://doi.org/10.1007/PL00021655). arXiv:[hep-ex/9710010](https://arxiv.org/abs/hep-ex/9710010)
29. CMS Collaboration, Rapidity distributions in exclusive Z + jet and γ + jet events in pp collisions at $\sqrt{s} = 7$ TeV. *Phys. Rev. D* **88**, 112009 (2013). doi:[10.1103/PhysRevD.88.112009](https://doi.org/10.1103/PhysRevD.88.112009)
30. M.R. Whalley, D. Bourilkov, R.C. Group, The Les Houches accord PDFs (LHAPDF) and LHAGLUE (2005). arXiv:[hep-ph/0508110](https://arxiv.org/abs/hep-ph/0508110)
31. M. Botje et al., The PDF4LHC working group interim recommendations (2011). arXiv:[1101.0538](https://arxiv.org/abs/1101.0538)
32. I.W. Stewart, F.J. Tackmann, Theory uncertainties for Higgs and other searches using jet bins. *Phys. Rev. D* **85**, 034011 (2012). doi:[10.1103/PhysRevD.85.034011](https://doi.org/10.1103/PhysRevD.85.034011). arXiv:[1107.2117](https://arxiv.org/abs/1107.2117)
33. ATLAS and CMS Collaborations, Procedure for the LHC Higgs boson search combination in Summer 2011. CMS NOTE/ATL-PHYS-PUB CMS NOTE-2011/005; ATL-PHYS-PUB-2011-11 (2012)
34. CMS Collaboration, CMS luminosity based on pixel cluster counting – summer 2013 update. Technical Report CMS-PAS-LUM-13-001 (CERN, Geneva, 2013)
35. CMS Collaboration, Measurements of inclusive W and Z cross sections in pp collisions at $\sqrt{s} = 7$ TeV. *JHEP* **01**, 080 (2011). doi:[10.1007/JHEP01\(2011\)080](https://doi.org/10.1007/JHEP01(2011)080)
36. CMS collaboration, Results on b-tagging identification in 8 TeV pp collisions. DPS CMS-DP-2013-005 (2013)
37. Particle Data Group, K.A. Olive et al., Review of particle physics. *Chin. Phys. C* **38**, 090001 (2014). doi:[10.1088/1674-1137/38/9/090001](https://doi.org/10.1088/1674-1137/38/9/090001)
38. G.J. Gounaris, J. Layssac, F.M. Renard, New and standard physics contributions to anomalous Z and γ self-couplings. *Phys. Rev. D* **62**, 073013 (2000). doi:[10.1103/PhysRevD.62.073013](https://doi.org/10.1103/PhysRevD.62.073013). arXiv:[hep-ph/0003143](https://arxiv.org/abs/hep-ph/0003143)
39. K. Hagiwara, R.D. Peccei, D. Zeppenfeld, K. Hikasa, Probing the weak boson sector in $e^+e^- \rightarrow W^+W^-$. *Nucl. Phys. B* **282**, 253 (1987). doi:[10.1016/0550-3213\(87\)90685-7](https://doi.org/10.1016/0550-3213(87)90685-7)
40. ALEPH Collaboration, DELPHI Collaboration, L3 Collaboration, OPAL Collaboration, and the LEP Electroweak Working Group, A combination of preliminary electroweak measurements and constraints on the standard model (2006). arXiv:[hep-ex/0612034](https://arxiv.org/abs/hep-ex/0612034)
41. D0 Collaboration, Search for ZZ and Z $_{\gamma}^*$ production in $p\bar{p}$ collisions at $\sqrt{s} = 1.96$ TeV and limits on anomalous ZZZ and ZZ $_{\gamma}^*$ couplings. *Phys. Rev. Lett.* **100**, 131801 (2008). doi:[10.1103/PhysRevLett.100.131801](https://doi.org/10.1103/PhysRevLett.100.131801). arXiv:[0712.0599](https://arxiv.org/abs/0712.0599)

CMS Collaboration**Yerevan Physics Institute, Yerevan, Armenia**

V. Khachatryan, A. M. Sirunyan, A. Tumasyan

Institut für Hochenergiephysik der OeAW, Vienna, AustriaW. Adam, T. Bergauer, M. Dragicevic, J. Erö, M. Friedl, R. Frühwirth¹, V. M. Ghete, C. Hartl, N. Hörmann, J. Hrubec, M. Jeitler¹, W. Kiesenhofer, V. Knünz, M. Krammer¹, I. Krätschmer, D. Liko, I. Mikulec, D. Rabady², B. Rahbaran, H. Rohringer, R. Schöfbeck, J. Strauss, W. Treberer-Treberspurg, W. Waltenberger, C.-E. Wulz¹**National Centre for Particle and High Energy Physics, Minsk, Belarus**

V. Mossolov, N. Shumeiko, J. Suarez Gonzalez

Universiteit Antwerpen, Antwerpen, Belgium

S. Alderweireldt, S. Bansal, T. Cornelis, E. A. De Wolf, X. Janssen, A. Knutsson, J. Lauwers, S. Luyckx, S. Ochesanu, R. Rougny, M. Van De Klundert, H. Van Haeveermaet, P. Van Mechelen, N. Van Remortel, A. Van Spilbeek

Vrije Universiteit Brussel, Brussels, Belgium

F. Blekman, S. Blyweert, J. D'Hondt, N. Daci, N. Heracleous, J. Keaveney, S. Lowette, M. Maes, A. Olbrechts, Q. Python, D. Strom, S. Tavernier, W. Van Doninck, P. Van Mulders, G. P. Van Onsem, I. Vilella

Université Libre de Bruxelles, Brussels, BelgiumC. Caillol, B. Clerbaux, G. De Lentdecker, D. Dobur, L. Favart, A. P. R. Gay, A. Grebenyuk, A. Léonard, A. Mohammadi, L. Pernie², A. Randle-conde, T. Reis, T. Seva, L. Thomas, C. Vander Velde, P. Vanlaer, J. Wang, F. Zenoni**Ghent University, Ghent, Belgium**

V. Adler, K. Beernaert, L. Benucci, A. Cimmino, S. Costantini, S. Crucy, S. Dildick, A. Fagot, G. Garcia, J. McCartin, A. A. Ocampo Rios, D. Ryckbosch, S. Salva Diblen, M. Sigamani, N. Strobbe, F. Thyssen, M. Tytgat, E. Yazgan, N. Zaganidis

Université Catholique de Louvain, Louvain-la-Neuve, BelgiumS. Basegmez, C. Beluffi³, G. Bruno, R. Castello, A. Caudron, L. Ceard, G. G. Da Silveira, C. Delaere, T. du Pree, D. Favart, L. Forthomme, A. Giammanco⁴, J. Hollar, A. Jafari, P. Jez, M. Komm, V. Lemaitre, C. Nuttens, D. Pagano, L. Perrini, A. Pin, K. Piotrkowski, A. Popov⁵, L. Quertenmont, M. Selvaggi, M. Vidal Marono, J. M. Vizan Garcia**Université de Mons, Mons, Belgium**

N. Beliy, T. Caeberts, E. Daubie, G. H. Hammad

Centro Brasileiro de Pesquisas Fisicas, Rio de Janeiro, Brazil

W. L. Aldá Júnior, G. A. Alves, L. Brito, M. Correa Martins Junior, T. Dos Reis Martins, C. Mora Herrera, M. E. Pol, P. Rebello Teles

Universidade do Estado do Rio de Janeiro, Rio de Janeiro, BrazilW. Carvalho, J. Chinellato⁶, A. Custódio, E. M. Da Costa, D. De Jesus Damiao, C. De Oliveira Martins, S. Fonseca De Souza, H. Malbouisson, D. Matos Figueiredo, L. Mundim, H. Nogima, W. L. Prado Da Silva, J. Santaolalla, A. Santoro, A. Sznajder, E. J. Tonelli Manganote⁶, A. Vilela Pereira**Universidade Estadual Paulista^a, Universidade Federal do ABC^b, São Paulo, Brazil**C. A. Bernardes^b, S. Dogra^a, T. R. Fernandez Perez Tomei^a, E. M. Gregores^b, P. G. Mercadante^b, S. F. Novaes^a, Sandra S. Padula^a**Institute for Nuclear Research and Nuclear Energy, Sofia, Bulgaria**A. Aleksandrov, V. Genchev², R. Hadjiiska, P. Iaydjiev, A. Marinov, S. Piperov, M. Rodozov, G. Sultanov, M. Vutova**University of Sofia, Sofia, Bulgaria**

A. Dimitrov, I. Glushkov, L. Litov, B. Pavlov, P. Petkov

Institute of High Energy Physics, Beijing, ChinaJ. G. Bian, G. M. Chen, H. S. Chen, M. Chen, T. Cheng, R. Du, C. H. Jiang, R. Plestina⁷, F. Romeo, J. Tao, Z. Wang

State Key Laboratory of Nuclear Physics and Technology, Peking University, Beijing, China

C. Asawatangtrakuldee, Y. Ban, Q. Li, S. Liu, Y. Mao, S. J. Qian, D. Wang, Z. Xu, W. Zou

Universidad de Los Andes, Bogotá, Colombia

C. Avila, A. Cabrera, L. F. Chaparro Sierra, C. Florez, J. P. Gomez, B. Gomez Moreno, J. C. Sanabria

Faculty of Electrical Engineering, Mechanical Engineering and Naval Architecture, University of Split, Split, Croatia

N. Godinovic, D. Lelas, D. Polic, I. Puljak

Faculty of Science, University of Split, Split, Croatia

Z. Antunovic, M. Kovac

Institute Rudjer Boskovic, Zagreb, Croatia

V. Brigljevic, K. Kadija, J. Luetic, D. Mekterovic, L. Sudic

University of Cyprus, Nicosia, Cyprus

A. Attikis, G. Mavromanolakis, J. Mousa, C. Nicolaou, F. Ptochos, P. A. Razis

Charles University, Prague, Czech Republic

M. Bodlak, M. Finger, M. Finger Jr.⁸

Academy of Scientific Research and Technology of the Arab Republic of Egypt, Egyptian Network of High Energy Physics, Cairo, Egypt

Y. Assran⁹, A. Ellithi Kamel¹⁰, M. A. Mahmoud¹¹, A. Radi^{12,13}

National Institute of Chemical Physics and Biophysics, Tallinn, Estonia

M. Kadastik, M. Murumaa, M. Raidal, A. Tiko

Department of Physics, University of Helsinki, Helsinki, Finland

P. Eerola, G. Fedi, M. Voutilainen

Helsinki Institute of Physics, Helsinki, Finland

J. Härkönen, V. Karimäki, R. Kinnunen, M. J. Kortelainen, T. Lampén, K. Lassila-Perini, S. Lehti, T. Lindén, P. Luukka, T. Mäenpää, T. Peltola, E. Tuominen, J. Tuominiemi, E. Tuovinen, L. Wendland

Lappeenranta University of Technology, Lappeenranta, Finland

J. Talvitie, T. Tuuva

DSM/IRFU, CEA/Saclay, Gif-sur-Yvette, France

M. Besancon, F. Couderc, M. Dejjardin, D. Denegri, B. Fabbro, J. L. Faure, C. Favaro, F. Ferri, S. Ganjour, A. Givernaud, P. Gras, G. Hamel de Monchenault, P. Jarry, E. Locci, J. Malcles, J. Rander, A. Rosowsky, M. Titov

Laboratoire Leprince-Ringuet, Ecole Polytechnique, IN2P3-CNRS, Palaiseau, France

S. Baffioni, F. Beaudette, P. Busson, C. Charlot, T. Dahms, M. Dalchenko, L. Dobrzynski, N. Filipovic, A. Florent, R. Granier de Cassagnac, L. Mastrolorenzo, P. Miné, C. Mironov, I. N. Naranjo, M. Nguyen, C. Ochando, G. Ortona, P. Paganini, S. Regnard, R. Salerno, J. B. Sauvan, Y. Sirois, C. Veelken, Y. Yilmaz, A. Zabi

Institut Pluridisciplinaire Hubert Curien, Université de Strasbourg, Université de Haute Alsace Mulhouse, CNRS/IN2P3, Strasbourg, France

J.-L. Agram¹⁴, J. Andrea, A. Aubin, D. Bloch, J.-M. Brom, E. C. Chabert, C. Collard, E. Conte¹⁴, J.-C. Fontaine¹⁴, D. Gelé, U. Goerlach, C. Goetzmann, A.-C. Le Bihan, K. Skovpen, P. Van Hove

Centre de Calcul de l'Institut National de Physique Nucleaire et de Physique des Particules, CNRS/IN2P3, Villeurbanne, France

S. Gadrat

Institut de Physique Nucléaire de Lyon, Université de Lyon, Université Claude Bernard Lyon 1, CNRS-IN2P3, Villeurbanne, France

S. Beauceron, N. Beaupere, C. Bernet⁷, G. Boudoul², E. Bouvier, S. Brochet, C. A. Carrillo Montoya, J. Chasserat, R. Chierici, D. Contardo², P. Depasse, H. El Mamouni, J. Fan, J. Fay, S. Gascon, M. Gouzevitch, B. Ille, T. Kurca,

M. Lethuillier, L. Mirabito, S. Perries, J. D. Ruiz Alvarez, D. Sabes, L. Sgandurra, V. Sordini, M. Vander Donckt, P. Verdier, S. Viret, H. Xiao

Institute of High Energy Physics and Informatization, Tbilisi State University, Tbilisi, Georgia

Z. Tsamalaidze⁸

I. Physikalisches Institut, RWTH Aachen University, Aachen, Germany

C. Autermann, S. Beranek, M. Bontenackels, M. Edelhoff, L. Feld, A. Heister, O. Hindrichs, K. Klein, A. Ostapchuk, M. Preuten, F. Raupach, J. Sammet, S. Schael, J. F. Schulte, H. Weber, B. Wittmer, V. Zhukov⁵

III. Physikalisches Institut A, RWTH Aachen University, Aachen, Germany

M. Ata, M. Brodski, E. Dietz-Laursonn, D. Duchardt, M. Erdmann, R. Fischer, A. Güth, T. Hebbeker, C. Heidemann, K. Hoepfner, D. Klingebiel, S. Knutzen, P. Kreuzer, M. Merschmeyer, A. Meyer, P. Millet, M. Olschewski, K. Padeken, P. Papacz, H. Reithler, S. A. Schmitz, L. Sonnenschein, D. Teyssier, S. Thüer, M. Weber

III. Physikalisches Institut B, RWTH Aachen University, Aachen, Germany

V. Cherepanov, Y. Erdogan, G. Flügge, H. Geenen, M. Geisler, W. Haj Ahmad, F. Hoehle, B. Kargoll, T. Kress, Y. Kuessel, A. Künsken, J. Lingemann², A. Nowack, I. M. Nugent, O. Pooth, A. Stahl

Deutsches Elektronen-Synchrotron, Hamburg, Germany

M. Aldaya Martin, I. Asin, N. Bartosik, J. Behr, U. Behrens, A. J. Bell, A. Bethani, K. Borras, A. Burgmeier, A. Cakir, L. Calligaris, A. Campbell, S. Choudhury, F. Costanza, C. Diez Pardos, G. Dolinska, S. Dooling, T. Dorland, G. Eckerlin, D. Eckstein, T. Eichhorn, G. Flucke, J. Garay Garcia, A. Geiser, P. Gunnellini, J. Hauk, M. Hempel¹⁵, H. Jung, A. Kalogeropoulos, M. Kasemann, P. Katsas, J. Kieseler, C. Kleinwort, I. Korol, D. Krücker, W. Lange, J. Leonard, K. Lipka, A. Lobanov, W. Lohmann¹⁵, B. Lutz, R. Mankel, I. Marfin¹⁵, I.-A. Melzer-Pellmann, A. B. Meyer, G. Mittag, J. Mnich, A. Mussgiller, S. Naumann-Emme, A. Nayak, E. Ntomari, H. Perrey, D. Pitzl, R. Placakyte, A. Raspereza, P. M. Ribeiro Cipriano, B. Roland, E. Ron, M. Ö. Sahin, J. Salfeld-Nebgen, P. Saxena, T. Schoerner-Sadenius, M. Schröder, C. Seitz, S. Spannagel, A. D. R. Vargas Trevino, R. Walsh, C. Wissing

University of Hamburg, Hamburg, Germany

V. Blobel, M. Centis Vignali, A. R. Draeger, J. Erfle, E. Garutti, K. Goebel, M. Görner, J. Haller, M. Hoffmann, R. S. Höing, A. Junkes, H. Kirschenmann, R. Klanner, R. Kogler, J. Lange, T. Lapsien, T. Lenz, I. Marchesini, J. Ott, T. Peiffer, A. Perieanu, N. Pietsch, J. Poehlsen, T. Poehlsen, D. Rathjens, C. Sander, H. Schettler, P. Schleper, E. Schlieckau, A. Schmidt, M. Seidel, V. Sola, H. Stadie, G. Steinbrück, D. Troendle, E. Usai, L. Vanelderden, A. Vanhoefer

Institut für Experimentelle Kernphysik, Karlsruhe, Germany

C. Barth, C. Baus, J. Berger, C. Böser, E. Butz, T. Chwalek, W. De Boer, A. Descroix, A. Dierlamm, M. Feindt, F. Frensch, M. Giffels, A. Gilbert, F. Hartmann², T. Hauth, U. Husemann, I. Katkov⁵, A. Kornmayer², E. Kuznetsova, P. Lobelle Pardo, M. U. Mozer, T. Müller, Th. Müller, A. Nürnberg, G. Quast, K. Rabbertz, S. Röcker, H. J. Simonis, F. M. Stober, R. Ulrich, J. Wagner-Kuhr, S. Wayand, T. Weiler, R. Wolf

Institute of Nuclear and Particle Physics (INPP), NCSR Demokritos, Aghia Paraskevi, Greece

G. Anagnostou, G. Daskalakis, T. Gerasis, V. A. Giakoumopoulou, A. Kyriakis, D. Loukas, A. Markou, C. Markou, A. Psallidas, I. Topsis-Giotis

University of Athens, Athens, Greece

A. Agapitos, S. Kesisoglou, A. Panagiotou, N. Saoulidou, E. Stiliaris

University of Ioánnina, Ioannina, Greece

X. Aslanoglou, I. Evangelou, G. Flouris, C. Foudas, P. Kokkas, N. Manthos, I. Papadopoulos, E. Paradas, J. Strogas

Wigner Research Centre for Physics, Budapest, Hungary

G. Bencze, C. Hajdu, P. Hidas, D. Horvath¹⁶, F. Sikler, V. Veszpremi, G. Vesztergombi¹⁷, A. J. Zsigmond

Institute of Nuclear Research ATOMKI, Debrecen, Hungary

N. Beni, S. Czellar, J. Karancsi¹⁸, J. Molnar, J. Palinkas, Z. Szillasi

University of Debrecen, Debrecen, Hungary

A. Makovec, P. Raics, Z. L. Trocsanyi, B. Ujvari

National Institute of Science Education and Research, Bhubaneswar, India

S. K. Swain

Panjab University, Chandigarh, India

S. B. Beri, V. Bhatnagar, R. Gupta, U. Bhawandeep, A. K. Kalsi, M. Kaur, R. Kumar, M. Mittal, N. Nishu, J. B. Singh

University of Delhi, Delhi, India

Ashok Kumar, Arun Kumar, S. Ahuja, A. Bhardwaj, B. C. Choudhary, A. Kumar, S. Malhotra, M. Naimuddin, K. Ranjan, V. Sharma

Saha Institute of Nuclear Physics, Kolkata, India

S. Banerjee, S. Bhattacharya, K. Chatterjee, S. Dutta, B. Gomber, Sa. Jain, Sh. Jain, R. Khurana, A. Modak, S. Mukherjee, D. Roy, S. Sarkar, M. Sharan

Bhabha Atomic Research Centre, Mumbai, IndiaA. Abdulsalam, D. Dutta, V. Kumar, A. K. Mohanty², L. M. Pant, P. Shukla, A. Topkar**Tata Institute of Fundamental Research, Mumbai, India**T. Aziz, S. Banerjee, S. Bhowmik¹⁹, R. M. Chatterjee, R. K. Dewanjee, S. Dugad, S. Ganguly, S. Ghosh, M. Guchait, A. Gurtu²⁰, G. Kole, S. Kumar, M. Maity¹⁹, G. Majumder, K. Mazumdar, G. B. Mohanty, B. Parida, K. Sudhakar, N. Wickramage²¹**Institute for Research in Fundamental Sciences (IPM), Tehran, Iran**H. Bakhshiansohi, H. Behnamian, S. M. Etesami²², A. Fahim²³, R. Goldouzian, M. Khakzad, M. Mohammadi Najafabadi, M. Naseri, S. Paktinat Mehdiabadi, F. Rezaei Hosseinabadi, B. Safarzadeh²⁴, M. Zeinali**University College Dublin, Dublin, Ireland**

M. Felcini, M. Grunewald

INFN Sezione di Bari^a, Università di Bari^b, Politecnico di Bari^c, Bari, ItalyM. Abbrescia^{a,b}, C. Calabria^{a,b}, S. S. Chhibra^{a,b}, A. Colaleo^a, D. Creanza^{a,c}, N. De Filippis^{a,c}, M. De Palma^{a,b}, L. Fiore^a, G. Iaselli^{a,c}, G. Maggi^{a,c}, M. Maggi^a, S. My^{a,c}, S. Nuzzo^{a,b}, A. Pompili^{a,b}, G. Pugliese^{a,c}, R. Radogna^{a,b,2}, G. Selvaggi^{a,b}, A. Sharma, L. Silvestris^{a,2}, R. Venditti^{a,b}, P. Verwilligen^a**INFN Sezione di Bologna^a, Università di Bologna^b, Bologna, Italy**G. Abbiendi^a, A. C. Benvenuti^a, D. Bonacorsi^{a,b}, S. Braibant-Giacomelli^{a,b}, L. Brigliadori^{a,b}, R. Campanini^{a,b}, P. Capiluppi^{a,b}, A. Castro^{a,b}, F. R. Cavallo^a, G. Codispoti^{a,b}, M. Cuffiani^{a,b}, G. M. Dallavalle^a, F. Fabbri^a, A. Fanfani^{a,b}, D. Fasanella^{a,b}, P. Giacomelli^a, C. Grandi^a, L. Guiducci^{a,b}, S. Marcellini^a, G. Masetti^a, A. Montanari^a, F. L. Navarria^{a,b}, A. Perrotta^a, F. Primavera^{a,b}, A. M. Rossi^{a,b}, T. Rovelli^{a,b}, G. P. Siroli^{a,b}, N. Tosi^{a,b}, R. Travaglini^{a,b}**INFN Sezione di Catania^a, Università di Catania^b, CSFNSM^c, Catania, Italy**S. Albergo^{a,b}, G. Cappello^a, M. Chiorboli^{a,b}, S. Costa^{a,b}, F. Giordano^{a,2}, R. Potenza^{a,b}, A. Tricomi^{a,b}, C. Tuve^{a,b}**INFN Sezione di Firenze^a, Università di Firenze^b, Florence, Italy**G. Barbagli^a, V. Ciulli^{a,b}, C. Civinini^a, R. D'Alessandro^{a,b}, E. Focardi^{a,b}, E. Gallo^a, S. Gonzi^{a,b}, V. Gori^{a,b}, P. Lenzi^{a,b}, M. Meschini^a, S. Paoletti^a, G. Sguazzoni^a, A. Tropiano^{a,b}**INFN Laboratori Nazionali di Frascati, Frascati, Italy**

L. Benussi, S. Bianco, F. Fabbri, D. Piccolo

INFN Sezione di Genova^a, Università di Genova^b, Genoa, ItalyR. Ferretti^{a,b}, F. Ferro^a, M. Lo Vetere^{a,b}, E. Robutti^a, S. Tosi^{a,b}**INFN Sezione di Milano-Bicocca^a, Università di Milano-Bicocca^b, Milan, Italy**M. E. Dinardo^{a,b}, S. Fiorendi^{a,b}, S. Gennai^{a,2}, R. Gerosa^{a,b,2}, A. Ghezzi^{a,b}, P. Govoni^{a,b}, M. T. Lucchini^{a,b,2}, S. Malvezzi^a, R. A. Manzoni^{a,b}, A. Martelli^{a,b}, B. Marzocchi^{a,b,2}, D. Menasce^a, L. Moroni^a, M. Paganoni^{a,b}, D. Pedrini^a, S. Ragazzi^{a,b}, N. Redaelli^a, T. Tabarelli de Fatis^{a,b}

INFN Sezione di Napoli^a, Università di Napoli ‘Federico II’^b, Naples, Italy, Università della Basilicata^c, Potenza, Italy, Università G. Marconi^d, Rome, Italy

S. Buontempo^a, N. Cavallo^{a,c}, S. Di Guida^{a,d,2}, F. Fabozzi^{a,c}, A. O. M. Iorio^{a,b}, L. Lista^a, S. Meola^{a,d,2}, M. Merola^a, P. Paolucci^{a,2}

INFN Sezione di Padova^a, Università di Padova^b, Padua, Italy, Università di Trento^c, Trento, Italy

P. Azzi^a, N. Bacchetta^a, D. Bisello^{a,b}, A. Branca^{a,b}, R. Carlin^{a,b}, P. Checchia^a, M. Dall’Osso^{a,b}, T. Dorigo^a, M. Galanti^{a,b}, F. Gasparini^{a,b}, U. Gasparini^{a,b}, F. Gonella^a, A. Gozzelino^a, K. Kanishchev^{a,c}, S. Lacaprara^a, M. Margoni^{a,b}, A. T. Meneguzzo^{a,b}, J. Pazzini^{a,b}, N. Pozzobon^{a,b}, P. Ronchese^{a,b}, F. Simonetto^{a,b}, E. Torassa^a, M. Tosi^{a,b}, P. Zotto^{a,b}, A. Zucchetta^{a,b}, G. Zumerle^{a,b}

INFN Sezione di Pavia^a, Università di Pavia^b, Pavia, Italy

M. Gabusi^{a,b}, S. P. Ratti^{a,b}, V. Re^a, C. Riccardi^{a,b}, P. Salvini^a, P. Vitulo^{a,b}

INFN Sezione di Perugia^a, Università di Perugia^b, Perugia, Italy

M. Biasini^{a,b}, G. M. Bilei^a, D. Ciangottini^{a,b,2}, L. Fanò^{a,b}, P. Lariccia^{a,b}, G. Mantovani^{a,b}, M. Menichelli^a, A. Saha^a, A. Santocchia^{a,b}, A. Spiezia^{a,b,2}

INFN Sezione di Pisa^a, Università di Pisa^b, Scuola Normale Superiore di Pisa^c, Pisa, Italy

K. A’ndrosov^{a,25}, P. Azzurri^a, G. Bagliesi^a, J. Bernardini^a, T. Boccali^a, G. Broccolo^{a,c}, R. Castaldi^a, M. A. Ciocci^{a,25}, R. Dell’Orso^a, S. Donato^{a,c,2}, F. Fiori^{a,c}, L. Foà^{a,c}, A. Giassi^a, M. T. Grippo^{a,25}, F. Ligabue^{a,c}, T. Lomtadze^a, L. Martini^{a,b}, A. Messineo^{a,b}, C. S. Moon^{a,26}, F. Palla^{a,2}, A. Rizzi^{a,b}, A. Savoy-Navarro^{a,27}, A. T. Serban^a, P. Spagnolo^a, P. Squillacioti^{a,25}, R. Tenchini^a, G. Tonelli^{a,b}, A. Venturi^a, P. G. Verdini^a, C. Vernieri^{a,c}

INFN Sezione di Roma^a, Università di Roma^b, Rome, Italy

L. Barone^{a,b}, F. Cavallari^a, G. D’imperio^{a,b}, D. Del Re^{a,b}, M. Diemoz^a, C. Jorda^a, E. Longo^{a,b}, F. Margaroli^{a,b}, P. Meridiani^a, F. Micheli^{a,b,2}, G. Organtini^{a,b}, R. Paramatti^a, S. Rahatlou^{a,b}, C. Rovelli^a, F. Santanastasio^{a,b}, L. Soffi^{a,b}, P. Traczyk^{a,b,2}

INFN Sezione di Torino^a, Università di Torino^b, Turin, Italy, Università del Piemonte Orientale^c, Novara, Italy

N. Amapane^{a,b}, R. Arcidiacono^{a,c}, S. Argiro^{a,b}, M. Arneodo^{a,c}, R. Bellan^{a,b}, C. Biino^a, N. Cartiglia^a, S. Casasso^{a,b,2}, M. Costa^{a,b}, P. De Remigis^a, A. Degano^{a,b}, N. Demaria^a, L. Finco^{a,b,2}, C. Mariotti^a, S. Maselli^a, E. Migliore^{a,b}, V. Monaco^{a,b}, M. Musich^a, M. M. Obertino^{a,c}, L. Pacher^{a,b}, N. Pastrone^a, M. Pelliccioni^a, G. L. Pinna Angioni^{a,b}, A. Romero^{a,b}, M. Ruspa^{a,c}, R. Sacchi^{a,b}, A. Solano^{a,b}, A. Staiano^a, U. Tamponi^a

INFN Sezione di Trieste^a, Università di Trieste^b, Trieste, Italy

S. Belforte^a, V. Candelise^{a,b,2}, M. Casarsa^a, F. Cossutti^a, G. Della Ricca^{a,b}, B. Gobbo^a, C. La Licata^{a,b}, M. Marone^{a,b}, A. Schizzi^{a,b}, T. Umer^{a,b}, A. Zanetti^a

Kangwon National University, Chunchon, Korea

S. Chang, A. Kropivnitskaya, S. K. Nam

Kyungpook National University, Daegu, Korea

D. H. Kim, G. N. Kim, M. S. Kim, D. J. Kong, S. Lee, Y. D. Oh, H. Park, A. Sakharov, D. C. Son

Chonbuk National University, Jeonju, Korea

T. J. Kim

Chonnam National University, Institute for Universe and Elementary Particles, Kwangju, Korea

J. Y. Kim, D. H. Moon, S. Song

Korea University, Seoul, Korea

S. Choi, D. Gyun, B. Hong, M. Jo, H. Kim, Y. Kim, B. Lee, K. S. Lee, S. K. Park, Y. Roh

Seoul National University, Seoul, Korea

H. D. Yoo

University of Seoul, Seoul, Korea

M. Choi, J. H. Kim, I. C. Park, G. Ryu, M. S. Ryu

Sungkyunkwan University, Suwon, Korea

Y. Choi, Y. K. Choi, J. Goh, D. Kim, E. Kwon, J. Lee, I. Yu

Vilnius University, Vilnius, Lithuania

A. Juodagalvis

National Centre for Particle Physics, Universiti Malaya, Kuala Lumpur, Malaysia

J. R. Komaragiri, M. A. B. Md Ali

Centro de Investigacion y de Estudios Avanzados del IPN, Mexico City, MexicoE. Casimiro Linares, H. Castilla-Valdez, E. De La Cruz-Burelo, I. Heredia-de La Cruz²⁸, A. Hernandez-Almada, R. Lopez-Fernandez, A. Sanchez-Hernandez**Universidad Iberoamericana, Mexico City, Mexico**

S. Carrillo Moreno, F. Vazquez Valencia

Benemerita Universidad Autonoma de Puebla, Puebla, Mexico

I. Pedraza, H. A. Salazar Ibarquen

Universidad Autónoma de San Luis Potosí, San Luis Potosí, Mexico

A. Morelos Pineda

University of Auckland, Auckland, New Zealand

D. Krofcheck

University of Canterbury, Christchurch, New Zealand

P. H. Butler, S. Reucroft

National Centre for Physics, Quaid-I-Azam University, Islamabad, Pakistan

A. Ahmad, M. Ahmad, Q. Hassan, H. R. Hoorani, W. A. Khan, T. Khurshid, M. Shoaib

National Centre for Nuclear Research, Swierk, Poland

H. Bialkowska, M. Bluj, B. Boimska, T. Frueboes, M. Górski, M. Kazana, K. Nawrocki, K. Romanowska-Rybinska, M. Szleper, P. Zalewski

Institute of Experimental Physics, Faculty of Physics, University of Warsaw, Warsaw, Poland

G. Brona, K. Bunkowski, M. Cwiok, W. Dominik, K. Doroba, A. Kalinowski, M. Konecki, J. Krolikowski, M. Misiura, M. Olszewski

Laboratório de Instrumentação e Física Experimental de Partículas, Lisbon, Portugal

P. Bargassa, C. Beirão Da Cruz E Silva, P. Faccioli, P. G. Ferreira Parracho, M. Gallinaro, L. Lloret Iglesias, F. Nguyen, J. Rodrigues Antunes, J. Seixas, J. Varela, P. Vischia

Joint Institute for Nuclear Research, Dubna, RussiaS. Afanasiev, I. Golutvin, V. Karjavin, V. Konoplyanikov, V. Korenkov, G. Kozlov, A. Lanev, A. Malakhov, V. Matveev²⁹, V. V. Mitsyn, P. Moisenz, V. Palichik, V. Perelygin, S. Shmatov, N. Skatchkov, V. Smirnov, E. Tikhonenko, A. Zarubin**Petersburg Nuclear Physics Institute, Gatchina, (St. Petersburg), Russia**V. Golovtsov, Y. Ivanov, V. Kim³⁰, P. Levchenko, V. Murzin, V. Oreshkin, I. Smirnov, V. Sulimov, L. Uvarov, S. Vavilov, A. Vorobyev, An. Vorobyev**Institute for Nuclear Research, Moscow, Russia**

Yu. Andreev, A. Dermenev, S. Gninenko, N. Golubev, M. Kirsanov, N. Krasnikov, A. Pashenkov, D. Tlisov, A. Toropin

Institute for Theoretical and Experimental Physics, Moscow, Russia

V. Epshteyn, V. Gavrilov, N. Lychkovskaya, V. Popov, I. Pozdnyakov, G. Safronov, S. Semenov, A. Spiridonov, V. Stolin, E. Vlasov, A. Zhokin

P. N. Lebedev Physical Institute, Moscow, RussiaV. Andreev, M. Azarkin³¹, I. Dremin³¹, M. Kirakosyan, A. Leonidov³¹, G. Mesyats, S. V. Rusakov, A. Vinogradov

Skobeltsyn Institute of Nuclear Physics, Lomonosov Moscow State University, Moscow, Russia

A. Belyaev, E. Boos, M. Dubinin³², L. Dudko, A. Ershov, A. Gribushin, V. Klyukhin, O. Kodolova, I. Lokhtin, S. Obraztsov, S. Petrushanko, V. Savrin, A. Snigirev

State Research Center of Russian Federation, Institute for High Energy Physics, Protvino, Russia

I. Azhgirey, I. Bayshev, S. Bitioukov, V. Kachanov, A. Kalinin, D. Konstantinov, V. Krychkin, V. Petrov, R. Ryutin, A. Sobol, L. Tourtchanovitch, S. Troshin, N. Tyurin, A. Uzunian, A. Volkov

Faculty of Physics and Vinca Institute of Nuclear Sciences, University of Belgrade, Belgrade, Serbia

P. Adzic³³, M. Ekmedzic, J. Milosevic, V. Rekovic

Centro de Investigaciones Energéticas Medioambientales y Tecnológicas (CIEMAT), Madrid, Spain

J. Alcaraz Maestre, C. Battilana, E. Calvo, M. Cerrada, M. Chamizo Llatas, N. Colino, B. De La Cruz, A. Delgado Peris, D. Domínguez Vázquez, A. Escalante Del Valle, C. Fernandez Bedoya, J. P. Fernández Ramos, J. Flix, M. C. Fouz, P. Garcia-Abia, O. Gonzalez Lopez, S. Goy Lopez, J. M. Hernandez, M. I. Josa, E. Navarro De Martino, A. Pérez-Calero Yzquierdo, J. Puerta Pelayo, A. Quintario Olmeda, I. Redondo, L. Romero, M. S. Soares

Universidad Autónoma de Madrid, Madrid, Spain

C. Albajar, J. F. de Trocóniz, M. Missiroli, D. Moran

Universidad de Oviedo, Oviedo, Spain

H. Brun, J. Cuevas, J. Fernandez Menendez, S. Folgueras, I. Gonzalez Caballero

Instituto de Física de Cantabria (IFCA), CSIC-Universidad de Cantabria, Santander, Spain

J. A. Brochero Cifuentes, I. J. Cabrillo, A. Calderon, J. Duarte Campderros, M. Fernandez, G. Gomez, A. Graziano, A. Lopez Virto, J. Marco, R. Marco, C. Martinez Rivero, F. Matorras, F. J. Munoz Sanchez, J. Piedra Gomez, T. Rodrigo, A. Y. Rodríguez-Marrero, A. Ruiz-Jimeno, L. Scodellaro, I. Vila, R. Vilar Cortabitarte

CERN, European Organization for Nuclear Research, Geneva, Switzerland

D. Abbaneo, E. Auffray, G. Auzinger, M. Bachtis, P. Baillon, A. H. Ball, D. Barney, A. Benaglia, J. Bendavid, L. Benhabib, J. F. Benitez, P. Bloch, A. Bocci, A. Bonato, O. Bondu, C. Botta, H. Breuker, T. Camporesi, G. Cerminara, S. Colafranceschi³⁴, M. D'Alfonso, D. d'Enterria, A. Dabrowski, A. David, F. De Guio, A. De Roeck, S. De Visscher, E. Di Marco, M. Dobson, M. Dordevic, B. Dorney, N. Dupont-Sagorin, A. Elliott-Peisert, G. Franzoni, W. Funk, D. Gigi, K. Gill, D. Giordano, M. Girone, F. Glege, R. Guida, S. Gundacker, M. Guthoff, J. Hammer, M. Hansen, P. Harris, J. Hegeman, V. Innocente, P. Janot, K. Kousouris, K. Krajczar, P. Lecoq, C. Lourenço, N. Magini, L. Malgeri, M. Mannelli, J. Marrouche, L. Masetti, F. Meijers, S. Mersi, E. Meschi, F. Moortgat, S. Morovic, M. Mulders, L. Orsini, L. Pape, E. Perez, A. Petrilli, G. Petrucciani, A. Pfeiffer, M. Pimiä, D. Piparo, M. Plagge, A. Racz, G. Rolandi³⁵, M. Rovere, H. Sakulin, C. Schäfer, C. Schwick, A. Sharma, P. Siegrist, P. Silva, M. Simon, P. Sphicas³⁶, D. Spiga, J. Steggemann, B. Stieger, M. Stoye, Y. Takahashi, D. Treille, A. Tsiros, G. I. Veres¹⁷, N. Wardle, H. K. Wöhri, H. Wollny, W. D. Zeuner

Paul Scherrer Institut, Villigen, Switzerland

W. Bertl, K. Deiters, W. Erdmann, R. Horisberger, Q. Ingram, H. C. Kaestli, D. Kotlinski, U. Langenegger, D. Renker, T. Rohe

Institute for Particle Physics, ETH Zurich, Zurich, Switzerland

F. Bachmair, L. Bäni, L. Bianchini, M. A. Buchmann, B. Casal, N. Chanon, G. Dissertori, M. Dittmar, M. Donegà, M. Dünser, P. Eller, C. Grab, D. Hits, J. Hoss, W. Luster, B. Mangano, A. C. Marini, M. Marionneau, P. Martinez Ruiz del Arbol, M. Masciovecchio, D. Meister, N. Mohr, P. Musella, C. Nägeli³⁷, F. Nessi-Tedaldi, F. Pandolfi, F. Pauss, L. Perrozzi, M. Peruzzi, M. Quittnat, L. Rebane, M. Rossini, A. Starodumov³⁷, M. Takahashi, K. Theofilatos, R. Wallny, H. A. Weber

Universität Zürich, Zurich, Switzerland

C. AMSLER³⁹, M. F. Canelli, V. Chiochia, A. De Cosa, A. Hinzmann, T. Hreus, B. Kilminster, C. Lange, B. Millan Mejias, J. Ngadiuba, D. Pinna, P. Robmann, F. J. Ronga, S. Taroni, M. Verzetti, Y. Yang

National Central University, Chung-Li, Taiwan

M. Cardaci, K. H. Chen, C. Ferro, C. M. Kuo, W. Lin, Y. J. Lu, R. Volpe, S. S. Yu

National Taiwan University (NTU), Taipei, Taiwan

P. Chang, Y. H. Chang, Y. W. Chang, Y. Chao, K. F. Chen, P. H. Chen, C. Dietz, U. Grundler, W.-S. Hou, K. Y. Kao, Y. F. Liu, R.-S. Lu, D. Majumder, E. Petrakou, Y. M. Tzeng, R. Wilken

Department of Physics, Faculty of Science, Chulalongkorn University, Bangkok, Thailand

B. Asavapibhop, G. Singh, N. Srimanobhas, N. Suwonjandee

Cukurova University, Adana, Turkey

A. Adiguzel, M. N. Bakirci⁴⁰, S. Cerci⁴¹, C. Dozen, I. Dumanoglu, E. Eskut, S. Girgis, G. Gokbulut, E. Gurpinar, I. Hos, E. E. Kangal, A. Kayis Topaksu, G. Onengut⁴², K. Ozdemir, S. Ozturk⁴⁰, A. Polatoz, D. Sunar Cerci⁴¹, B. Tali⁴¹, H. Topakli⁴⁰, M. Vergili

Physics Department, Middle East Technical University, Ankara, Turkey

I. V. Akin, B. Bilin, S. Bilmis, H. Gamsizkan⁴³, B. Isildak⁴⁴, G. Karapinar⁴⁵, K. Ocalan⁴⁶, S. Sekmen, U. E. Surat, M. Yalvac, M. Zeyrek

Bogazici University, Istanbul, Turkey

E. A. Albayrak⁴⁷, E. Gülmez, M. Kaya⁴⁹, O. Kaya⁴⁹, T. Yetkin⁵⁰

Istanbul Technical University, Istanbul, Turkey

K. Cankocak, F. I. Vardarli

National Scientific Center, Kharkov Institute of Physics and Technology, Kharkov, Ukraine

L. Levchuk, P. Sorokin

University of Bristol, Bristol, UK

J. J. Brooke, E. Clement, D. Cussans, H. Flacher, J. Goldstein, M. Grimes, G. P. Heath, H. F. Heath, J. Jacob, L. Kreczko, C. Lucas, Z. Meng, D. M. Newbold⁵¹, S. Paramesvaran, A. Poll, T. Sakuma, S. Seif El Nasr-storey, S. Senkin, V. J. Smith

Rutherford Appleton Laboratory, Didcot, UK

K. W. Bell, A. Belyaev⁵², C. Brew, R. M. Brown, D. J. A. Cockerill, J. A. Coughlan, K. Harder, S. Harper, E. Olaiya, D. Petyt, C. H. Shepherd-Themistocleous, A. Thea, I. R. Tomalin, T. Williams, W. J. Womersley, S. D. Worm

Imperial College, London, UK

M. Baber, R. Bainbridge, O. Buchmuller, D. Burton, D. Colling, N. Cripps, P. Dauncey, G. Davies, M. Della Negra, P. Dunne, W. Ferguson, J. Fulcher, D. Futyan, G. Hall, G. Iles, M. Jarvis, G. Karapostoli, M. Kenzie, R. Lane, R. Lucas⁵¹, L. Lyons, A.-M. Magnan, S. Malik, B. Mathias, J. Nash, A. Nikitenko³⁸, J. Pela, M. Pesaresi, K. Petridis, D. M. Raymond, S. Rogerson, A. Rose, C. Seez, P. Sharp[†], A. Tapper, M. Vazquez Acosta, T. Virdee, S. C. Zenz

Brunel University, Uxbridge, UK

J. E. Cole, P. R. Hobson, A. Khan, P. Kyberd, D. Leggat, D. Leslie, I. D. Reid, P. Symonds, L. Teodorescu, M. Turner

Baylor University, Waco, USA

J. Dittmann, K. Hatakeyama, A. Kasmi, H. Liu, T. Scarborough,

The University of Alabama, Tuscaloosa, USA

O. Charaf, S. I. Cooper, C. Henderson, P. Rumerio

Boston University, Boston, USA

A. Avetisyan, T. Bose, C. Fantasia, P. Lawson, C. Richardson, J. Rohlf, J. St. John, L. Sulak

Brown University, Providence, USA

J. Alimena, E. Berry, S. Bhattacharya, G. Christopher, D. Cutts, Z. Demiragli, N. Dhir, A. Ferapontov, A. Garabedian, U. Heintz, G. Kukartsev, E. Laird, G. Landsberg, M. Luk, M. Narain, M. Segala, T. Sinthuprasith, T. Speer, J. Swanson

University of California, Davis, Davis, USA

R. Breedon, G. Breto, M. Calderon De La Barca Sanchez, S. Chauhan, M. Chertok, J. Conway, R. Conway, P. T. Cox, R. Erbacher, M. Gardner, W. Ko, R. Lander, M. Mulhearn, D. Pellett, J. Pilot, F. Ricci-Tam, S. Shalhout, J. Smith, M. Squires, D. Stolp, M. Tripathi, S. Wilbur, R. Yohay

University of California, Los Angeles, USA

R. Cousins, P. Everaerts, C. Farrell, J. Hauser, M. Ignatenko, G. Rakness, E. Takasugi, V. Valuev, M. Weber

University of California, Riverside, Riverside, USA

K. Burt, R. Clare, J. Ellison, J. W. Gary, G. Hanson, J. Heilman, M. Ivova Rikova, P. Jandir, E. Kennedy, F. Lacroix, O. R. Long, A. Luthra, M. Malberti, M. Olmedo Negrete, A. Shrinivas, S. Sumowidagdo, S. Wimpenny

University of California, San Diego, La Jolla, USA

J. G. Branson, G. B. Cerati, S. Cittolin, R. T. D'Agnolo, A. Holzner, R. Kelley, D. Klein, D. Kovalskyi, J. Letts, I. Macneill, D. Olivito, S. Padhi, C. Palmer, M. Pieri, M. Sani, V. Sharma, S. Simon, Y. Tu, A. Vartak, C. Welke, F. Würthwein, A. Yagil

University of California, Santa Barbara, Santa Barbara, USA

D. Barge, J. Bradmiller-Feld, C. Campagnari, T. Danielson, A. Dishaw, V. Dutta, K. Flowers, M. Franco Sevilla, P. Geffert, C. George, F. Golf, L. Gouskos, J. Incandela, C. Justus, N. Mccoll, J. Richman, D. Stuart, W. To, C. West, J. Yoo

California Institute of Technology, Pasadena, USA

A. Apresyan, A. Bornheim, J. Bunn, Y. Chen, J. Duarte, A. Mott, H. B. Newman, C. Pena, M. Pierini, M. Spiropulu, J. R. Vlimant, R. Wilkinson, S. Xie, R. Y. Zhu

Carnegie Mellon University, Pittsburgh, USA

V. Azzolini, A. Calamba, B. Carlson, T. Ferguson, Y. Iiyama, M. Paulini, J. Russ, H. Vogel, I. Vorobiev

University of Colorado at Boulder, Boulder, USA

J. P. Cumalat, W. T. Ford, A. Gaz, M. Krohn, E. Luigi Lopez, U. Nauenberg, J. G. Smith, K. Stenson, S. R. Wagner

Cornell University, Ithaca, USA

J. Alexander, A. Chatterjee, J. Chaves, J. Chu, S. Dittmer, N. Eggert, N. Mirman, G. Nicolas Kaufman, J. R. Patterson, A. Ryd, E. Salvati, L. Skinnari, W. Sun, W. D. Teo, J. Thom, J. Thompson, J. Tucker, Y. Weng, L. Winstrom, P. Wittich

Fairfield University, Fairfield, USA

D. Winn

Fermi National Accelerator Laboratory, Batavia, USA

S. Abdullin, M. Albrow, J. Anderson, G. Apollinari, L. A. T. Bauerdick, A. Beretvas, J. Berryhill, P. C. Bhat, G. Bolla, K. Burkett, J. N. Butler, H. W. K. Cheung, F. Chlebana, S. Cihangir, V. D. Elvira, I. Fisk, J. Freeman, Y. Gao, E. Gottschalk, L. Gray, D. Green, S. Grünendahl, O. Gutsche, J. Hanlon, D. Hare, R. M. Harris, J. Hirschauer, B. Hooberman, S. Jindariani, M. Johnson, U. Joshi, B. Klima, B. Kreis, S. Kwan[†], J. Linacre, D. Lincoln, R. Lipton, T. Liu, J. Lykken, K. Maeshima, J. M. Marraffino, V. I. Martinez Outschoorn, S. Maruyama, D. Mason, P. McBride, P. Merkel, K. Mishra, S. Mrenna, S. Nahn, C. Newman-Holmes, V. O'Dell, O. Prokofyev, E. Sexton-Kennedy, S. Sharma, A. Soha, W. J. Spalding, L. Spiegel, L. Taylor, S. Tkaczyk, N. V. Tran, L. Uplegger, E. W. Vaandering, R. Vidal, A. Whitbeck, J. Whitmore, F. Yang

University of Florida, Gainesville, USA

D. Acosta, P. Avery, P. Bortignon, D. Bourilkov, M. Carver, D. Curry, S. Das, M. De Gruttola, G. P. Di Giovanni, R. D. Field, M. Fisher, I. K. Furic, J. Hugon, J. Konigsberg, A. Korytov, T. Kypreos, J. F. Low, K. Matchev, H. Mei, P. Milenovic⁵³, G. Mitselmakher, L. Muniz, A. Rinkevicius, L. Shchutska, M. Snowball, D. Sperka, J. Yelton, M. Zakaria

Florida International University, Miami, USA

S. Hewamanage, S. Linn, P. Markowitz, G. Martinez, J. L. Rodriguez

Florida State University, Tallahassee, USA

T. Adams, A. Askew, J. Bochenek, B. Diamond, J. Haas, S. Hagopian, V. Hagopian, K. F. Johnson, H. Prosper, V. Veeraraghavan, M. Weinberg

Florida Institute of Technology, Melbourne, USA

M. M. Baarmand, M. Hohlmann, H. Kalakhety, F. Yumiceva

University of Illinois at Chicago (UIC), Chicago, USA

M. R. Adams, L. Apanasevich, D. Berry, R. R. Betts, I. Bucinskaite, R. Cavanaugh, O. Evdokimov, L. Gauthier, C. E. Gerber, D. J. Hofman, P. Kurt, C. O'Brien, I. D. Sandoval Gonzalez, C. Silkworth, P. Turner, N. Varelas

The University of Iowa, Iowa City, USA

B. Bilki⁵⁴, W. Clarida, K. Dilsiz, M. Haytmyradov, J.-P. Merlo, H. Mermerkaya⁵⁵, A. Mestvirishvili, A. Moeller, J. Nachtman, H. Ogul, Y. Onel, F. Ozok⁴⁷, A. Penzo, R. Rahmat, S. Sen, P. Tan, E. Tiras, J. Wetzel, K. Yi

Johns Hopkins University, Baltimore, USA

B. A. Barnett, B. Blumenfeld, S. Bolognesi, D. Fehling, A. V. Gritsan, P. Maksimovic, C. Martin, M. Swartz

The University of Kansas, Lawrence, USA

P. Baringer, A. Bean, G. Benelli, C. Bruner, J. Gray, R. P. KennyIII, M. Malek, M. Murray, D. Noonan, S. Sanders, J. Sekaric, R. Stringer, Q. Wang, J. S. Wood

Kansas State University, Manhattan, USA

I. Chakaberia, A. Ivanov, K. Kaadze, S. Khalil, M. Makouski, Y. Maravin, L. K. Saini, N. Skhirtladze, I. Svintradze

Lawrence Livermore National Laboratory, Livermore, USA

J. Gronberg, D. Lange, F. Rebassoo, D. Wright

University of Maryland, College Park, USA

A. Baden, A. Belloni, B. Calvert, S. C. Eno, J. A. Gomez, N. J. Hadley, R. G. Kellogg, T. Kolberg, Y. Lu, A. C. Mignerey, K. Pedro, A. Skuja, M. B. Tonjes, S. C. Tonwar

Massachusetts Institute of Technology, Cambridge, USA

A. Apyan, R. Barbieri, W. Busza, I. A. Cali, M. Chan, L. Di Matteo, G. Gomez Ceballos, M. Goncharov, D. Gulhan, M. Klute, Y. S. Lai, Y.-J. Lee, A. Levin, P. D. Luckey, C. Paus, D. Ralph, C. Roland, G. Roland, G. S. F. Stephans, K. Sumorok, D. Velicanu, J. Veverka, B. Wyslouch, M. Yang, M. Zanetti, V. Zhukova

University of Minnesota, Minneapolis, USA

B. Dahmes, A. Gude, S. C. Kao, K. Klapoetke, Y. Kubota, J. Mans, S. Nourbakhsh, N. Pastika, R. Rusack, A. Singovsky, N. Tambe, J. Turkewitz

University of Mississippi, Oxford, USA

J. G. Acosta, S. Oliveros

University of Nebraska-Lincoln, Lincoln, USA

E. Avdeeva, K. Bloom, S. Bose, D. R. Claes, A. Dominguez, R. Gonzalez Suarez, J. Keller, D. Knowlton, I. Kravchenko, J. Lazo-Flores, F. Meier, F. Ratnikov, G. R. Snow, M. Zvada

State University of New York at Buffalo, Buffalo, USA

J. Dolen, A. Godshalk, I. Iashvili, A. Kharchilava, A. Kumar, S. Rappoccio

Northeastern University, Boston, USA

G. Alverson, E. Barberis, D. Baumgartel, M. Chasco, A. Massironi, D. M. Morse, D. Nash, T. Orimoto, D. Trocino, R. J. Wang, D. Wood, J. Zhang

Northwestern University, Evanston, USA

K. A. Hahn, A. Kubik, N. Mucia, N. Odell, B. Pollack, A. Pozdnyakov, M. Schmitt, S. Stoynev, K. Sung, M. Velasco, S. Won

University of Notre Dame, Notre Dame, USA

A. Brinkerhoff, K. M. Chan, A. Drozdetskiy, M. Hildreth, C. Jessop, D. J. Karmgard, N. Kellams, K. Lannon, S. Lynch, N. Marinelli, Y. Musienko²⁹, T. Pearson, M. Planer, R. Ruchti, G. Smith, N. Valls, M. Wayne, M. Wolf, A. Woodard

The Ohio State University, Columbus, USA

L. Antonelli, J. Brinson, B. Bylsma, L. S. Durkin, S. Flowers, A. Hart, C. Hill, R. Hughes, K. Kotov, T. Y. Ling, W. Luo, D. Puigh, M. Rodenburg, B. L. Winer, H. Wolfe, H. W. Wulsin

Princeton University, Princeton, USA

O. Driga, P. Elmer, J. Hardenbrook, P. Hebda, S. A. Koay, P. Lujan, D. Marlow, T. Medvedeva, M. Mooney, J. Olsen, P. Piroué, X. Quan, H. Saka, D. Stickland², C. Tully, J. S. Werner, A. Zuranski

University of Puerto Rico, Mayagüez, USA

E. Brownson, S. Malik, H. Mendez, J. E. Ramirez Vargas

Purdue University, West Lafayette, USA

V. E. Barnes, D. Benedetti, D. Bortoletto, M. De Mattia, L. Gutay, Z. Hu, M. K. Jha, M. Jones, K. Jung, M. Kress, N. Leonardo, D. H. Miller, N. Neumeister, B. C. Radburn-Smith, X. Shi, I. Shipsey, D. Silvers, A. Svyatkovskiy, F. Wang, W. Xie, L. Xu, J. Zablocki

Purdue University Calumet, Hammond, USA

N. Parashar, J. Stupak

Rice University, Houston, USA

A. Adair, B. Akgun, K. M. Ecklund, F. J. M. Geurts, W. Li, B. Michlin, B. P. Padley, R. Redjimi, J. Roberts, J. Zabel

University of Rochester, Rochester, USA

B. Betchart, A. Bodek, R. Covarelli, P. de Barbaro, R. Demina, Y. Eshaq, T. Ferbel, A. Garcia-Bellido, P. Goldenzweig, J. Han, A. Harel, A. Khukhunaishvili, S. Korjenevski, G. Petrillo, D. Vishnevskiy

The Rockefeller University, New York, USA

R. Ciesielski, L. Demortier, K. Goulianos, C. Mesropian

Rutgers, The State University of New Jersey, Piscataway, USA

S. Arora, A. Barker, J. P. Chou, C. Contreras-Campana, E. Contreras-Campana, D. Duggan, D. Ferencek, Y. Gershtein, R. Gray, E. Halkiadakis, D. Hidas, S. Kaplan, A. Lath, S. Panwalkar, M. Park, R. Patel, S. Salur, S. Schnetzer, D. Sheffield, S. Somalwar, R. Stone, S. Thomas, P. Thomassen, M. Walker

University of Tennessee, Knoxville, USA

K. Rose, S. Spanier, A. York

Texas A&M University, College Station, USA

O. Bouhali⁵⁶, A. Castaneda Hernandez, R. Eusebi, W. Flanagan, J. Gilmore, T. Kamon⁵⁷, V. Khotilovich, V. Krutelyov, R. Montalvo, I. Osipenkov, Y. Pakhotin, A. Perloff, J. Roe, A. Rose, A. Safonov, I. Suarez, A. Tatarinov, K. A. Ulmer

Texas Tech University, Lubbock, USA

N. Akchurin, C. Cowden, J. Damgov, C. Dragoiu, P. R. Duerdo, J. Faulkner, K. Kovitanggoon, S. Kunori, S. W. Lee, T. Libeiro, I. Volobouev

Vanderbilt University, Nashville, USA

E. Appelt, A. G. Delannoy, S. Greene, A. Gurrola, W. Johns, C. Maguire, Y. Mao, A. Melo, M. Sharma, P. Sheldon, B. Snook, S. Tuo, J. Velkovska

University of Virginia, Charlottesville, USA

M. W. Arenton, S. Boutle, B. Cox, B. Francis, J. Goodell, R. Hirosky, A. Ledovskoy, H. Li, C. Lin, C. Neu, J. Wood

Wayne State University, Detroit, USA

C. Clarke, R. Harr, P. E. Karchin, C. Kottachchi Kankanamge Don, P. Lamichhane, J. Sturdy

University of Wisconsin, Madison, USA

D. A. Belknap, D. Carlsmith, M. Cepeda, S. Dasu, L. Dodd, S. Duric, E. Friis, R. Hall-Wilton, M. Herndon, A. Hervé, P. Klabbers, A. Lanaro, C. Lazaridis, A. Levine, R. Loveless, A. Mohapatra, I. Ojalvo, T. Perry, G. A. Pierro, G. Polese, I. Ross, T. Sarangi, A. Savin, W. H. Smith, D. Taylor, C. Vuosalo, N. Woods

† Deceased

1: Also at Vienna University of Technology, Vienna, Austria

2: Also at CERN, European Organization for Nuclear Research, Geneva, Switzerland

3: Also at Institut Pluridisciplinaire Hubert Curien, Université de Strasbourg, Université de Haute Alsace Mulhouse, CNRS/IN2P3, Strasbourg, France

- 4: Also at National Institute of Chemical Physics and Biophysics, Tallinn, Estonia
- 5: Also at Skobeltsyn Institute of Nuclear Physics, Lomonosov Moscow State University, Moscow, Russia
- 6: Also at Universidade Estadual de Campinas, Campinas, Brazil
- 7: Also at Laboratoire Leprince-Ringuet, Ecole Polytechnique, IN2P3-CNRS, Palaiseau, France
- 8: Also at Joint Institute for Nuclear Research, Dubna, Russia
- 9: Also at Suez University, Suez, Egypt
- 10: Also at Cairo University, Cairo, Egypt
- 11: Also at Fayoum University, El-Fayoum, Egypt
- 12: Also at British University in Egypt, Cairo, Egypt
- 13: Now at Ain Shams University, Cairo, Egypt
- 14: Also at Université de Haute Alsace, Mulhouse, France
- 15: Also at Brandenburg University of Technology, Cottbus, Germany
- 16: Also at Institute of Nuclear Research ATOMKI, Debrecen, Hungary
- 17: Also at Eötvös Loránd University, Budapest, Hungary
- 18: Also at University of Debrecen, Debrecen, Hungary
- 19: Also at University of Visva-Bharati, Santiniketan, India
- 20: Now at King Abdulaziz University, Jeddah, Saudi Arabia
- 21: Also at University of Ruhuna, Matara, Sri Lanka
- 22: Also at Isfahan University of Technology, Isfahan, Iran
- 23: Also at University of Tehran, Department of Engineering Science, Tehran, Iran
- 24: Also at Plasma Physics Research Center, Science and Research Branch, Islamic Azad University, Tehran, Iran
- 25: Also at Università degli Studi di Siena, Siena, Italy
- 26: Also at Centre National de la Recherche Scientifique (CNRS)-IN2P3, Paris, France
- 27: Also at Purdue University, West Lafayette, USA
- 28: Also at Universidad Michoacana de San Nicolas de Hidalgo, Morelia, Mexico
- 29: Also at Institute for Nuclear Research, Moscow, Russia
- 30: Also at St. Petersburg State Polytechnical University, St. Petersburg, Russia
- 31: Also at National Research Nuclear University 'Moscow Engineering Physics Institute' (MEPhI), Moscow, Russia
- 32: Also at California Institute of Technology, Pasadena, USA
- 33: Also at Faculty of Physics, University of Belgrade, Belgrade, Serbia
- 34: Also at Facoltà Ingegneria, Università di Roma, Rome, Italy
- 35: Also at Scuola Normale e Sezione dell'INFN, Pisa, Italy
- 36: Also at University of Athens, Athens, Greece
- 37: Also at Paul Scherrer Institut, Villigen, Switzerland
- 38: Also at Institute for Theoretical and Experimental Physics, Moscow, Russia
- 39: Also at Albert Einstein Center for Fundamental Physics, Bern, Switzerland
- 40: Also at Gaziosmanpasa University, Tokat, Turkey
- 41: Also at Adiyaman University, Adiyaman, Turkey
- 42: Also at Cag University, Mersin, Turkey
- 43: Also at Anadolu University, Eskisehir, Turkey
- 44: Also at Ozyegin University, Istanbul, Turkey
- 45: Also at Izmir Institute of Technology, Izmir, Turkey
- 46: Also at Necmettin Erbakan University, Konya, Turkey
- 47: Also at Mimar Sinan University, Istanbul, Istanbul, Turkey
- 48: Also at Marmara University, Istanbul, Turkey
- 49: Also at Kafkas University, Kars, Turkey
- 50: Also at Yildiz Technical University, Istanbul, Turkey
- 51: Also at Rutherford Appleton Laboratory, Didcot, UK
- 52: Also at School of Physics and Astronomy, University of Southampton, Southampton, UK
- 53: Also at Faculty of Physics, Vinca Institute of Nuclear Sciences, University of Belgrade, Belgrade, Serbia
- 54: Also at Argonne National Laboratory, Argonne, USA

- 55: Also at Erzincan University, Erzincan, Turkey
56: Also at Texas A&M University at Qatar, Doha, Qatar
57: Also at Kyungpook National University, Daegu, Korea