

Cite this: *Chem. Sci.*, 2020, 11, 6053

All publication charges for this article have been paid for by the Royal Society of Chemistry

Received 29th April 2020

Accepted 24th May 2020

DOI: 10.1039/d0sc02417a

rsc.li/chemical-science

# Metal-free electrochemical fluorodecarboxylation of aryloxyacetic acids to fluoromethyl aryl ethers†

Michael Berger,<sup>‡a</sup> John D. Herszman,<sup>‡a</sup> Yuji Kurimoto,<sup>ab</sup> Goswinus H. M. de Kruijff,<sup>a</sup> Aaron Schüll,<sup>ac</sup> Sven Ruf<sup>c</sup> and Siegfried R. Waldvogel<sup>ib\* a</sup>

Electrochemical decarboxylation of aryloxyacetic acids followed by fluorination provides easy access to fluoromethyl aryl ethers. This electrochemical fluorodecarboxylation offers a sustainable approach with electric current as traceless oxidant. Using Et<sub>3</sub>N·5HF as fluoride source and as supporting electrolyte, this simple electrosynthesis affords various fluoromethoxyarenes in yields up to 85%.

## Introduction

Fluoromethyl aryl ethers have intriguing properties<sup>1</sup> and show emerging importance in agrochemical and pharmaceutical applications.<sup>2</sup> Replacing a hydrogen atom by fluorine as a bioisostere for example in methyl groups has advanced to a common method in molecular editing of drugs. The incorporation of fluorine can improve the metabolic stability of a drug and increase its potency.<sup>3</sup> Furthermore, fluoromethyl aryl ethers feature a striking shift in volatility and scent compared to their non-fluorinated analogues, making them possible candidates for pheromones or fragrances.<sup>4</sup> Therefore, widely applicable methods installing fluorine selectively into a molecule are of high interest.

The first synthetic method for the formation of fluoromethyl aryl ethers involves an electrophilic monofluoromethylation of a phenol under basic conditions using FCH<sub>2</sub>Cl with chloride as leaving group.<sup>5</sup> Furthermore, direct nucleophilic monofluoromethylation of phenols and thiophenes with monofluoromethyl-substituted sulfonium ylides has been reported.<sup>6</sup> Although their scope shows wide applicability, firstly, the monofluoromethylating agent is considered as an impactful green-house gas (CH<sub>2</sub>FCl) and secondly the reagent has to be prepared by a tedious synthesis including several steps.<sup>7</sup>

In a much less troublesome approach, phenoxyacetic acids are used in decarboxylation reactions followed by the introduction of fluorine. One of the earliest methods for this reaction type involves the use of XeF<sub>2</sub> for a radical fluorodecarboxylation,<sup>8,9</sup> but

this reagent is expensive and difficult to handle due to its enormous reactivity. In the recent years, several methods for decarboxylative fluorinations have been reported. For example, MacMillan showed the decarboxylative fluorination of aliphatic carboxylic acids using photoredox catalysis in combination with Selectfluor<sup>TM</sup>.<sup>10</sup> Furthermore, Sammis and Hartwig reported on Hunsdiecker-type fluorodecarboxylation reactions<sup>11,12</sup> using AgF<sub>2</sub> starting either from phenoxyacetic acids,  $\alpha$ -fluoro- or  $\alpha,\alpha$ -difluorocarboxylates to obtain the corresponding mono-, di- and trifluoromethyl aryl ethers. Additionally, Tang showed the decarboxylative fluorination of electron-rich heteroaromatic carboxylic acids using Selectfluor<sup>TM</sup> in combination with KF in dichloroethane/H<sub>2</sub>O mixtures.<sup>13</sup> However, these methods require either a photocatalyst or an excess of oxidizing and fluorinating agents like Selectfluor/NFSI,<sup>11,14</sup> XeF<sub>2</sub> or AgF<sub>2</sub> which can be very powerful,<sup>8,12</sup> but have many drawbacks like their hazardousness and high costs for the reagents and in particular the ruthenium based catalyst.

Thus, an electrochemical approach for fluorodecarboxylation reactions could tweak these findings, since electric current can be used as a green oxidant to generate reactive intermediates *in situ*, like the first electrosynthetic decarboxylation reaction shown by Kolbe in 1849.<sup>15</sup> The well-known Kolbe-electrolysis gives the dimer of two aliphatic carboxylic acids by decarboxylation.<sup>15,16</sup>

Organic electrochemistry offers many advantages over traditional, reagent-based reactions, because usual reagents are often toxic, costly and generate a lot of reagent waste. It solely depends on electric current as a renewable, inexpensive and inherently safe reagent.<sup>17</sup>

Therefore, organic electrochemistry attracted a lot of attention in the recent years,<sup>18</sup> and especially electrochemical fluorination reactions proved to be powerful tools for organofluorine synthesis.<sup>19</sup>

Recently, we worked on the electrochemical synthesis of aryl methoxymethyl ethers by electrochemical decarboxylation of phenoxyacetic acids (Scheme 1).<sup>20</sup> Furthermore, Baran could

<sup>a</sup>Department of Chemistry, Johannes Gutenberg University, Duesbergweg 10–14, 55128 Mainz, Germany. E-mail: waldvogel@uni-mainz.de; Web: <http://www.chemie.uni-mainz.de/OC/AK-Waldvogel/>

<sup>b</sup>Graduate School of Natural Science and Technology, Okayama University, 700–8530 Okayama, Japan

<sup>c</sup>Sanofi-Aventis Deutschland GmbH, 65926 Frankfurt am Main, Germany

† Electronic supplementary information (ESI) available. See DOI: 10.1039/d0sc02417a

‡ Contributed equally.

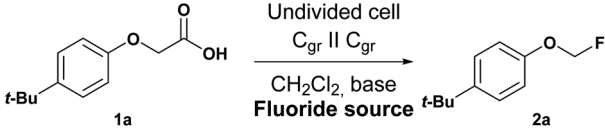


demonstrate trapping carbocations generated by electrochemical decarboxylation of tertiary carboxylic acids. This way, fluorine has been introduced in few examples using KF/18-crown-6 and  $\text{AgClO}_4$  as sacrificial oxidant.<sup>21</sup> That fluorodecarboxylation relies on silver(I) salts, which are known for Hunsdiecker-type decarboxylations (see Scheme 1).<sup>12</sup> In contrast, we present a novel metal-free electrochemical fluorodecarboxylation of simply accessible aryloxyacetic acids<sup>22</sup> to fluoromethyl aryl ethers by a pseudo-Kolbe pathway.

## Results and discussion

The screening experiments were conducted in undivided cells equipped with a simple two-electrode arrangement using constant current conditions.<sup>23</sup> Electrolyses were performed at isostatic graphite electrodes ( $C_{gr}$ ), a common anode material for pseudo-Kolbe electrolyses. The conversion of 4-*tert*-butylphenoxyacetic acid (**1a**) in dichloromethane with a substrate concentration of  $0.1 \text{ mol L}^{-1}$  served as benchmark reaction for optimisation studies. Various parameters and their influence on the reaction outcome like current density, applied charge, different fluoride sources and electrode materials were investigated. Since the electrolyte system turned out to be the most critical parameter, a selection of screening experiments is shown in Table 1, additional screening experiments are summarized in the ESI.† The yield of the optimisation experiments was determined by  $^1\text{H NMR}$  using 1,3,5-trimethoxybenzene as internal standard (Table 1). With an applied charge of 3 F, a current density of  $5.5 \text{ mA cm}^{-2}$ , potassium fluoride (3.0 equiv.), 18-crown-6 (3.0 equiv.), 2,4,6-collidine (3.0 equiv.) in a 0.1 M  $\text{NBu}_4\text{PF}_6$  in dichloromethane (5 mL) it was possible to generate the desired fluorinated product **2a** in 30% yield (Table 1, entry 1). The control experiment without applied current (no conversion of starting material) indicated, that the anodic oxidation of the carboxylic acid is crucial for the conversion of **1a**. Furthermore, a control experiment without adding a base demonstrated its significance (no product

Table 1 Parameter screening for optimisation of the electrochemical fluorodecarboxylation<sup>a</sup>

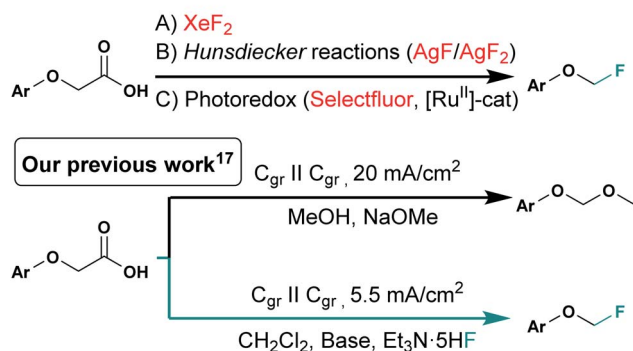


Entry	Fluoride source	<b>1a</b> <sup>b</sup> (%)	<b>2a</b> <sup>b</sup> (%)
1	KF + 18-crown-6 (3.0 equiv.)	0	30
2	KF + 18-crown-6 (5.0 equiv.)	0	26
3	$\text{CH}_2\text{Cl}_2/\text{Py}\cdot 9\text{HF}$ (4 : 1)	0	7
4	$\text{CH}_2\text{Cl}_2/\text{Et}_3\text{N}\cdot 3\text{HF}$ (4 : 1)	32	0
5	<b><math>\text{CH}_2\text{Cl}_2/\text{Et}_3\text{N}\cdot 5\text{HF}</math> (4 : 1)</b>	<b>0</b>	<b>58</b>
6	$\text{CH}_2\text{Cl}_2/\text{Et}_3\text{N}\cdot 5\text{HF}$ (3 : 2)	26	0
7	$\text{CH}_2\text{Cl}_2/\text{Et}_3\text{N}\cdot 5\text{HF}$ (9 : 1)	0	52
8	5 + KF + 18-crown-6 (1.0 equiv.)	4	53
9 <sup>c</sup>	$\text{CH}_2\text{Cl}_2/\text{Et}_3\text{N}\cdot 5\text{HF}$ (4 : 1)	6	50
10 <sup>d</sup>	$\text{CH}_2\text{Cl}_2/\text{Et}_3\text{N}\cdot 5\text{HF}$ (4 : 1)	33	7
11 <sup>e</sup>	$\text{CH}_2\text{Cl}_2/\text{Et}_3\text{N}\cdot 5\text{HF}$ (4 : 1)	25	4
12 <sup>f</sup>	$\text{CH}_2\text{Cl}_2/\text{Et}_3\text{N}\cdot 5\text{HF}$ (4 : 1)	46	0
13 <sup>g</sup>	$\text{CH}_2\text{Cl}_2/\text{Et}_3\text{N}\cdot 5\text{HF}$ (4 : 1)	45	0
14 <sup>h</sup>	$\text{CH}_2\text{Cl}_2/\text{Et}_3\text{N}\cdot 5\text{HF}$ (4 : 1)	0	54

<sup>a</sup> Reaction conditions: undivided cell, graphite electrodes, 4-*tert*-butylphenoxyacetic acid (0.5 mmol, 104 mg),  $\text{CH}_2\text{Cl}_2$  (5 mL), 2,4,6-collidine (3.0 equiv.),  $\text{NBu}_4\text{PF}_6$  (0.1 M) as supporting electrolyte,  $j = 5.5 \text{ mA cm}^{-2}$ ,  $Q = 3 \text{ F}$ ,  $T = \text{rt}$ . <sup>b</sup> Determined by  $^1\text{H NMR}$  using 1,3,5-trimethoxybenzene (1.0 equiv.) as internal standard. <sup>c</sup>  $Q = 2.5 \text{ F}$ . <sup>d</sup> 2,4,6-Collidine (1.5 equiv.). <sup>e</sup> Anode material: Pt. <sup>f</sup> BDD. <sup>g</sup> Glassy carbon. <sup>h</sup> Graphite foil. No supporting electrolyte necessary with amine-HF as fluoride source.

formation observed) for the reaction. Higher quantities of KF did not increase the yield (Table 1, entry 2). Replacing 2,4,6-collidine with DBU as base resulted in no product formation, while the starting material was consumed during electrolysis. However, the formation of Kolbe-type products was observed as side reaction when KF was used as fluoride source. Therefore, other fluoride sources such as amine fluorides were tested. Using  $\text{Py}\cdot 9\text{HF}$  (Table 1, entry 3) as fluoride source, the Kolbe reaction was completely suppressed, but the yield of **2a** dropped as well. With the use of triethylamine trihydrofluoride ( $\text{Et}_3\text{N}\cdot 3\text{HF}$ ) also no product formation was observed. Yet, with triethylamine pentahydrofluoride ( $\text{Et}_3\text{N}\cdot 5\text{HF}$ ) as fluoride source, fluoromethyl aryl ether **2a** was obtained in 58% yield with the starting material being completely consumed (Table 1, entry 5). Therefore, the following experiments were conducted with  $\text{Et}_3\text{N}\cdot 5\text{HF}$  as fluoride source. Neither higher  $\text{Et}_3\text{N}\cdot 5\text{HF}$  ( $\text{CH}_2\text{Cl}_2/\text{Et}_3\text{N}\cdot 5\text{HF}$ , 3 : 2) nor lower amounts (9 : 1) increased the yield of **2a**. When the amount of amine-HF was raised even higher ( $\text{CH}_2\text{Cl}_2/\text{Et}_3\text{N}\cdot 5\text{HF}$ , 2 : 3), the graphite anode degraded during electrolysis. Raising the fluoride concentration by adding KF also did not improve the yield, indicating that larger quantities of fluoride do not benefit the reaction outcome (Table 1, entry 8). In further optimisation studies, different current densities, amounts of charge and anode materials were tested. Both, with lower ( $2.8 \text{ mA cm}^{-2}$ ) and higher current densities ( $11 \text{ mA cm}^{-2}$ ) the yield of the fluorinated product **2a** (47% and 0%) decreased. For the oxidation of the carboxylic

### Conventional fluorodecarboxylation<sup>9-11</sup>



### This work: Electrochemical fluorodecarboxylation

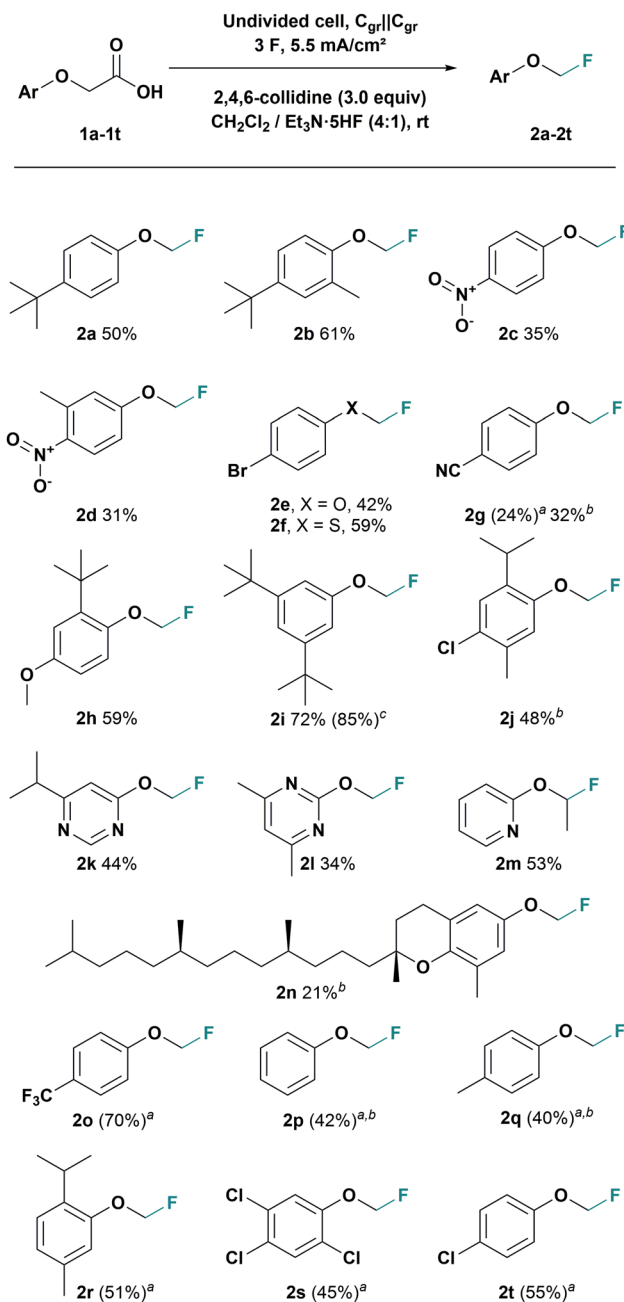
Scheme 1 Conventional vs. electrochemical fluorodecarboxylation of aryloxyacetic acids.



acid **1a** a theoretical charge of 2.0 F is needed, but lowering the applied charge from 3.0 F to 2.5 F led to lower yields (Table 1, entry 9). Lower quantities of 2,4,6-collidine decreased the yield substantially (Table 1, entry 10). The use of platinum or boron-doped diamond (BDD) as anode material led to almost no formation of product **2a** (Table 1, entries 11 and 12). Also using glassy carbon, another carbon allotrope close to graphite, as anode did not give the desired product with almost half of the starting material remaining non-converted upon electrolysis (Table 1, entry 13). In contrast to that, graphite foil as anode afforded the fluorinated product **2a** in 54% yield but did not exceed previous results (Table 1, entry 14).

Finally, with an optimised electrolysis protocol, we explored the scope of this reaction with various aryl moieties (Scheme 2). The electrochemical fluorodecarboxylation of phenoxyacetic acid **1a** at optimised conditions gave product **2a** in 50% isolated yield. An experiment with the  $\alpha,\alpha$ -dimethylated homologue of **2a** did not provide the tertiary fluoride, though it was anticipated that the resulting tertiary carbocation would stabilize the oxocarbenium ion. Tertiary fluorides might not be electrochemically stable (too ionizable) or undergo elimination reactions. An additional methyl substituent in *ortho*-position afforded the fluorinated product **2b** in 61% yield. Starting from the *para*-nitro-substituted substrate gave fluoromethoxybenzene **2c** in 35% yield although nitro groups often tend to cathodic side reactions. With another methyl group in *ortho*-position to the nitro group product **2d** was obtained in 31% yield.

Furthermore, the 4-bromo-substituted phenoxyacetic acid gave the fluorinated product **2e** in 42%. The corresponding thiophenoxyacetic acid gave an even higher yield with 59% of fluoromethyl aryl thioether **2f**. With 4-cyano-phenoxyacetic acid only 24% of the fluorinated product **2g** was obtained under standard conditions. However, using graphite foil the yield of fluoromethyl aryl ether **2g** could be increased to 32%. In contrast, 4-methoxyphenoxyacetic acid did not show any product formation either with isostatic graphite ( $C_{gr}$ ) or with graphite foil as electrodes. For the mechanism of this fluorodecarboxylation process we postulate a pseudo-Kolbe pathway<sup>24</sup> (see ESI† for more information). Electron rich derivatives are therefore prone to possible side reactions at accessible *ortho*-positions. Blocking these positions should therefore prevent side reactions. Accordingly, with an additional sterically demanding *tert*-butyl-substituent in *ortho*-position, the fluorodecarboxylation gave 59% yield of derivative **2h**. Further, a phenoxyacetic acid bearing two *tert*-butyl substituents in *meta*-position was tested giving 72% yield of fluoromethyl aryl ether **2i**. To demonstrate the scalability of our method, that electro-synthesis was also performed on a 2.5 mmol scale and gave the fluorinated product **2i** in 85% yield. Moreover, derivatives based on natural products like chloro-substituted thymol and  $\delta$ -tocopherol (vitamin E) were tested. In both cases, the electrolysis with graphite foil was superior to isostatic graphite, giving the fluorinated thymol derivative **2j** in 48% and the fluorinated  $\delta$ -tocopherol **2n** in 21% yield. Even with nitrogen heterocycles the fluorodecarboxylation was successful. The fluoromethoxy pyrimidine **2l** was afforded in 44% and pyrimidine **2m** with a 2-



**Scheme 2** Synthesis of monofluoromethoxy arene derivatives by electrochemical fluorodecarboxylation. Standard reaction conditions: undivided cell, graphite electrodes, aryloxyacetic acid (0.5 mmol),  $CH_2Cl_2$  (4 mL),  $Et_3N \cdot 5HF$  (1 mL), 2,4,6-collidine (3.0 equiv),  $Q = 3 F$ ,  $j = 5.5 \text{ mA cm}^{-2}$ ,  $T = \text{rt}$ . Yields refer to isolated product. <sup>a</sup> Yield determined by <sup>1</sup>H NMR using 1,3,5-trimethoxybenzene (1.0 equiv.) as internal standard. <sup>b</sup> Electrolysis conducted with graphite foil as electrode material. <sup>c</sup> Electrolysis conducted on 2.5 mmol scale.

fluoromethoxy group in 34% yield, respectively. It was also possible to generate fluoro-ethoxyppyridine **2n** from the corresponding propionic acid in 53% yield.

In addition to that, for fluoromethoxyarenes **2o–2t** NMR yields up to 70% were achieved. However, due to their enhanced volatility, these products are difficult to isolate, something that



has been reported previously<sup>11</sup> (see ESI† for more detailed information).

## Conclusions

In summary, we established the first synthesis of fluoromethoxy aryl ethers by electrochemical fluorodecarboxylation of aryloxy-acetic acids using electric current as traceless oxidant. It enabled access towards a variety of fluoromethoxyarenes. This electrochemical protocol is very easy to conduct with a simple setup in undivided cells at constant current conditions with different aryl and heterocyclic moieties and substitution patterns in yields up to 85%. The successful fluorodecarboxylation of natural products and heterocycles demonstrated the broad applicability of this method even to demanding substrates. Besides, this electro-conversion is readily scalable with an increase in yield expected in the distillative solvent removal from the volatile fluoromethyl ethers.

## Conflicts of interest

There are no conflicts to declare.

## Acknowledgements

J. D. H. acknowledges the Friedrich Ebert Foundation for granting a fellowship and S. R. W. thanks the Carl Zeiss Foundation for the research network ELYSION.

## References

- L. Xing, D. C. Blakemore, A. Narayanan, R. Unwalla, F. Lovering, R. A. Denny, H. Zhou and M. E. Bunnage, *ChemMedChem*, 2015, **10**, 715.
- T. Liang, C. N. Neumann and T. Ritter, *Angew. Chem., Int. Ed.*, 2013, **52**, 8214; F. Leroux, P. Jeschke and M. Schlosser, *Chem. Rev.*, 2005, **105**, 827; B. Manteau, S. Pazenok, J.-P. Vors and F. R. Leroux, *J. Fluorine Chem.*, 2010, **131**, 140; P. Jeschke, *ChemBioChem*, 2004, **5**, 571; Y. Zhou, J. Wang, Z. Gu, S. Wang, W. Zhu, J. L. Aceña, V. A. Soloshonok, K. Izawa and H. Liu, *Chem. Rev.*, 2016, **116**, 422.
- E. P. Gillis, K. J. Eastman, M. D. Hill, D. J. Donnelly and N. A. Meanwell, *J. Med. Chem.*, 2015, **58**, 8315; H.-J. Böhm, D. Banner, S. Bendels, M. Kansy, B. Kuhn, K. Müller, U. Obst-Sander and M. Stahl, *ChemBioChem*, 2004, **5**, 637; S. Purser, P. R. Moore, S. Swallow and V. Gouverneur, *Chem. Soc. Rev.*, 2008, **37**, 320; C. Fähr, R. Mathys, L. A. Hardegger, S. Meyer, D. Bur and F. Diederich, *Eur. J. Org. Chem.*, 2010, 4617; W. K. Hagmann, *J. Med. Chem.*, 2008, **51**, 4359.
- P. T. Lowe and D. O'Hagan, *J. Fluorine Chem.*, 2020, **230**, 109420.
- T. G. Miller and J. W. Thanassi, *J. Org. Chem.*, 1960, **25**, 2009.
- X. Shen, M. Zhou, C. Ni, W. Zhang and J. Hu, *Chem. Sci.*, 2014, **5**, 117; Y. Nomura, E. Tokunaga and N. Shibata, *Angew. Chem., Int. Ed.*, 2011, **50**, 1885; Y. Liu, L. Lu and Q. Shen, *Angew. Chem., Int. Ed.*, 2017, **56**, 9930.
- R. Kowalczyk, A. J. F. Edmunds, R. G. Hall and C. Bolm, *Org. Lett.*, 2011, **13**, 768; C. R. Johnson, R. A. Kirchhoff, R. J. Reischer and G. F. Katekar, *J. Am. Chem. Soc.*, 1973, **95**, 4287.
- T. B. Patrick, K. K. Johri and D. H. White, *J. Org. Chem.*, 1983, **48**, 4158.
- Q. Lu, T. Benneche, J. Nielsen, C. Christophersen, R. Gawinecki, G. Häfeling, M. N. Homsí, F. K. H. Kuske, M. Haugg, N. Trabesinger-Rüf and E. G. Weinhold, *Acta Chem. Scand.*, 1996, **50**, 850.
- S. Ventre, F. R. Petronijevic and D. W. C. MacMillan, *J. Am. Chem. Soc.*, 2015, **137**, 5654; B. Pieber, M. Shalom, M. Antoniotti, P. H. Seeberger and K. Gilmore, *Angew. Chem., Int. Ed.*, 2018, **57**, 9976.
- M. Rueda-Becerril, O. Mahe, M. Drouin, M. B. Majewski, J. G. West, M. O. Wolf, G. M. Sammis and J.-F. Paquin, *J. Am. Chem. Soc.*, 2014, **136**, 2637.
- Q.-W. Zhang, A. T. Brusoe, V. Mascitti, K. D. Hesp, D. C. Blakemore, J. T. Kohrt and J. F. Hartwig, *Angew. Chem., Int. Ed.*, 2016, **55**, 9758.
- X. Yuan, J.-F. Yao and Z.-Y. Tang, *Org. Lett.*, 2017, **19**, 1410.
- J. C. T. Leung and G. M. Sammis, *Eur. J. Org. Chem.*, 2015, 2197.
- H. Kolbe, *Ann. Chem. Pharm.*, 1849, **69**, 257.
- H.-J. Schäfer, *Top. Curr. Chem.*, 1990, **152**, 91.
- M. Yan, Y. Kawamata and P. S. Baran, *Chem. Rev.*, 2017, **117**, 13230; A. Wiebe, T. Gieshoff, S. Möhle, E. Rodrigo, M. Zirbes and S. R. Waldvogel, *Angew. Chem., Int. Ed.*, 2018, **57**, 5594.
- T. Broese and R. Francke, *Org. Lett.*, 2016, **18**, 5896; E. J. Horn, B. R. Rosen, Y. Chen, J. Tang, K. Chen, M. D. Eastgate and P. S. Baran, *Nature*, 2016, **533**, 77; S. Lips, D. Schollmeyer, R. Franke and S. R. Waldvogel, *Angew. Chem., Int. Ed.*, 2018, **57**, 13325; S. Möhle, M. Zirbes, E. Rodrigo, T. Gieshoff, A. Wiebe and S. R. Waldvogel, *Angew. Chem., Int. Ed.*, 2018, **57**, 6018; J. L. Röckl, D. Schollmeyer, R. Franke and S. R. Waldvogel, *Angew. Chem., Int. Ed.*, 2019, 315; E. Rodrigo, H. Baunis, E. Suna and S. R. Waldvogel, *Chem. Commun.*, 2019, **55**, 12255; M. D. Kärkäs, *Chem. Soc. Rev.*, 2018, **47**, 5786; S. R. Waldvogel, S. Lips, M. Selt, B. Riehl and C. J. Kampf, *Chem. Rev.*, 2018, **118**, 6706.
- T. Fuchigami and S. Inagi, *Chem. Commun.*, 2011, **47**, 10211; J. D. Haupt, M. Berger and S. R. Waldvogel, *Org. Lett.*, 2019, **21**, 242; G. Laudadio, A. d. A. Bartolomeu, L. M. H. M. Verwijlen, Y. Cao, K. T. de Oliveira and T. Noël, *J. Am. Chem. Soc.*, 2019, **141**, 11832; J. D. Herszman, M. Berger and S. R. Waldvogel, *Org. Lett.*, 2019, **21**, 7893; Y. Takahira, M. Chen, Y. Kawamata, P. Mykhailiuk, H. Nakamura, B. K. Peters, S. H. Reisberg, C. Li, L. Chen, T. Hoshikawa, T. Shibuguchi and P. S. Baran, *Synlett*, 2019, **30**, 1178; S. Doobary, A. T. Sedikides, H. P. Caldora, D. L. Poole and A. J. J. Lennox, *Angew. Chem., Int. Ed.*, 2020, **59**, 1155.
- X. Luo, X. Ma, F. Lebreux, I. E. Markó and K. Lam, *Chem. Commun.*, 2018, **54**, 9969; G. H. M. de Kruijff and S. R. Waldvogel, *ChemElectroChem*, 2019, **6**, 4180.



- 21 J. Xiang, M. Shang, Y. Kawamata, H. Lundberg, S. H. Reisberg, M. Chen, P. Mykhailiuk, G. Beutner, M. R. Collins, A. Davies, M. Del Bel, G. M. Gallego, J. E. Spangler, J. Starr, S. Yang, D. G. Blackmond and P. S. Baran, *Nature*, 2019, **573**, 398.
- 22 D.-W. Wang, H.-Y. Lin, B. He, F.-X. Wu, T. Chen, Q. Chen, W.-C. Yang and G.-F. Yang, *J. Agric. Food Chem.*, 2016, **64**, 8986.
- 23 C. Gütz, B. Klöckner and S. R. Waldvogel, *Org. Process Res. Dev.*, 2016, **20**, 26.
- 24 J. P. Coleman, R. Lines, J. H. P. Utley and B. C. L. Weedon, *J. Chem. Soc., Perkin Trans. 2*, 1974, **9**, 1064; M. Galicia, M. A. González-Fuentes, D. P. Valencia and F. J. González, *J. Electroanal. Chem.*, 2012, **672**, 28.

