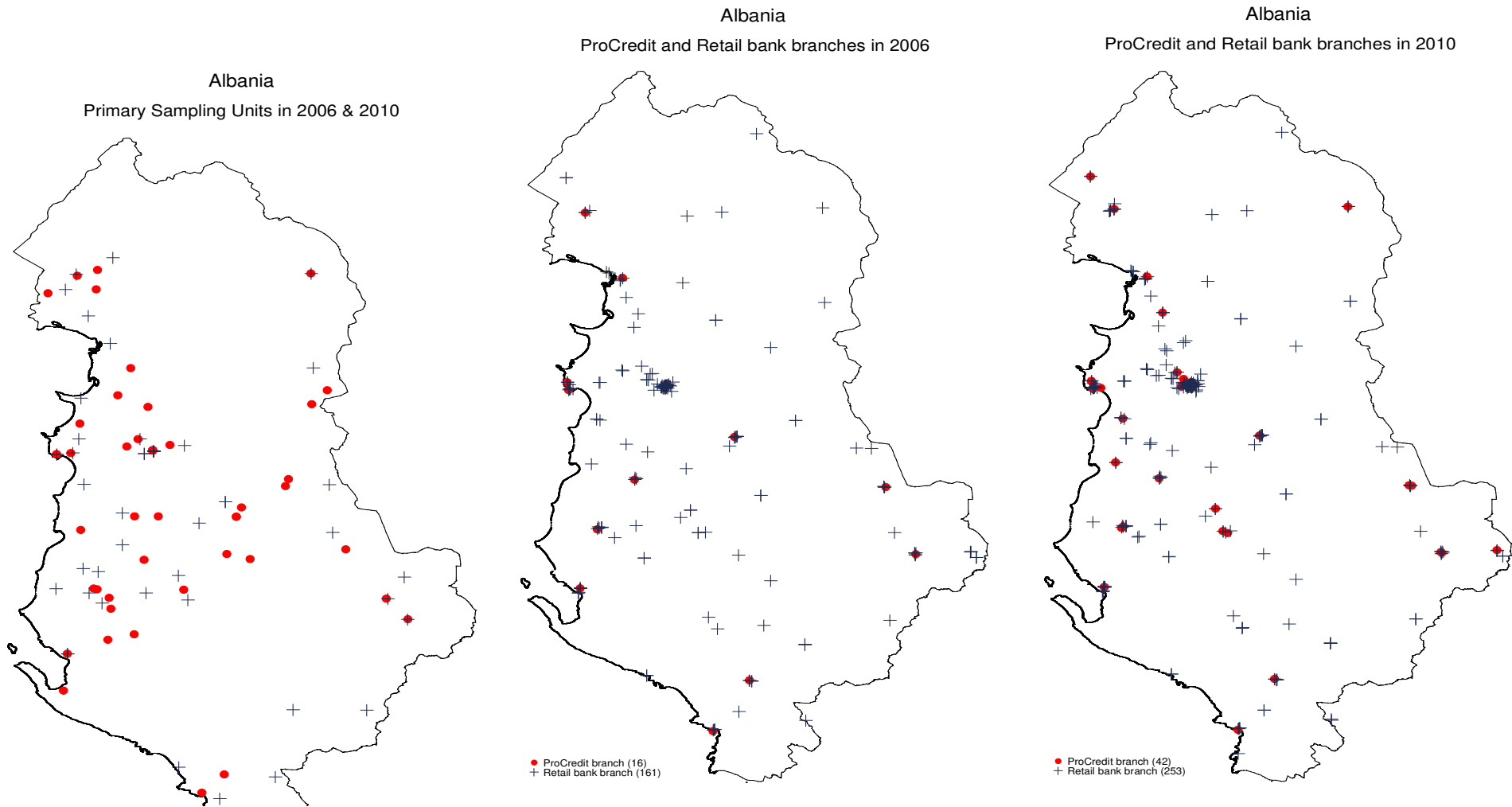


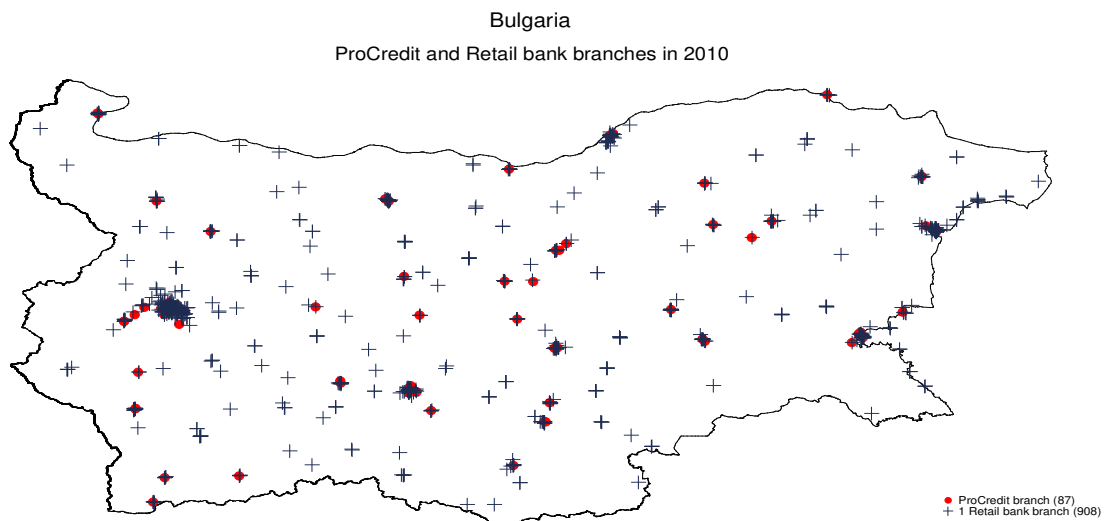
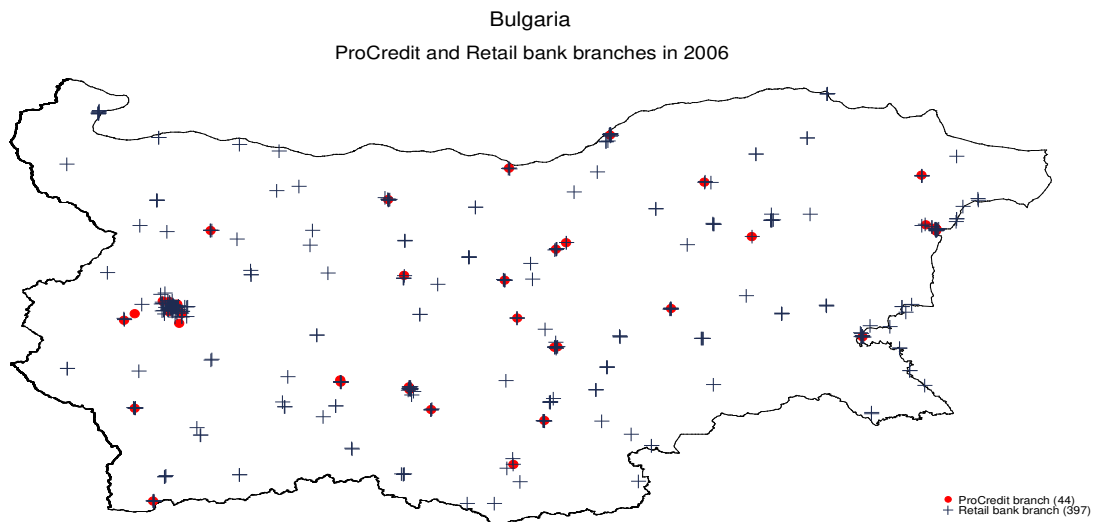
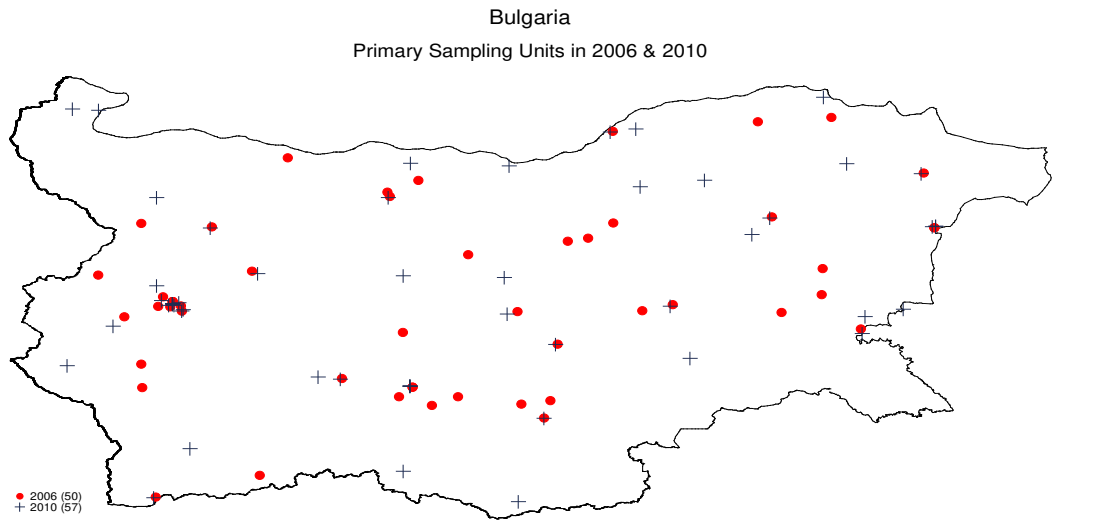
## Online appendix 1. Albania - Primary Sampling Units and bank branches in 2006 and 2010

This graph shows the location of LITS Primary Sampling Units (PSUs), ProCredit branches and Retail bank branches in Albania in 2006 and 2010.



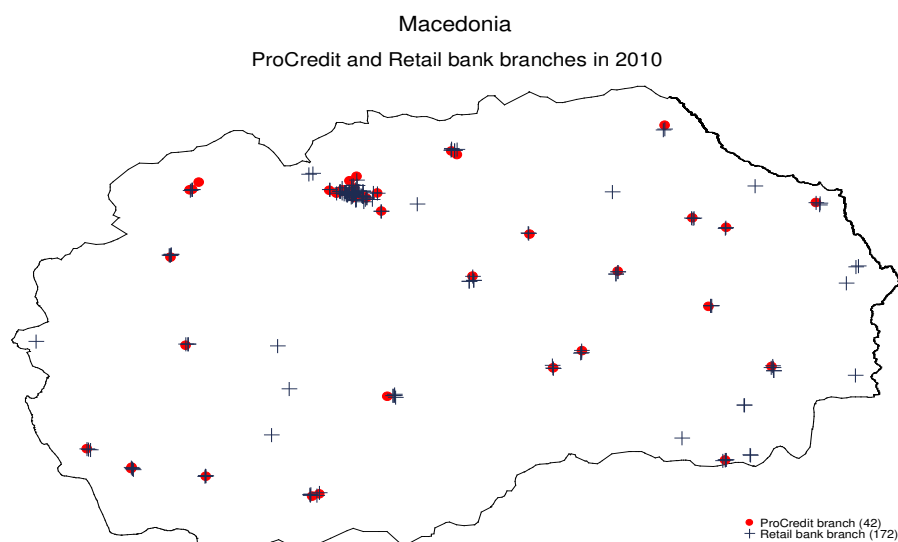
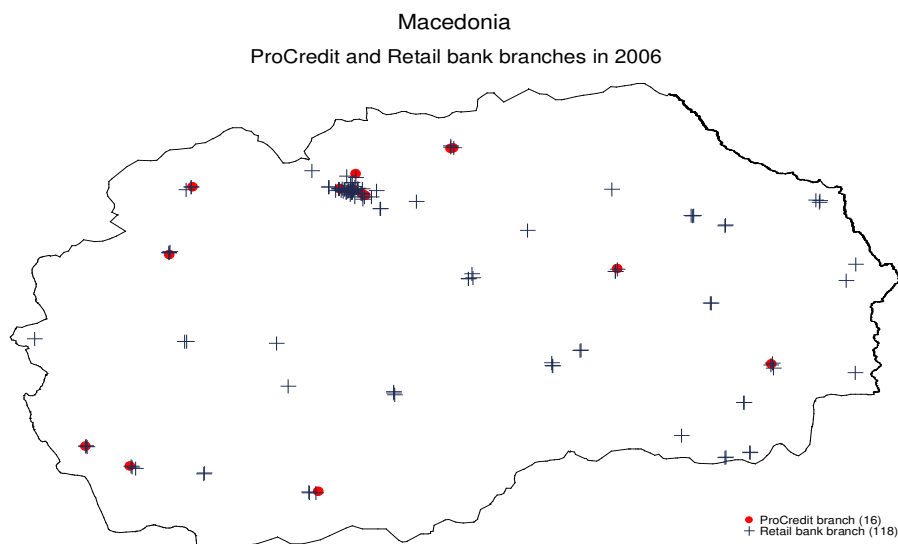
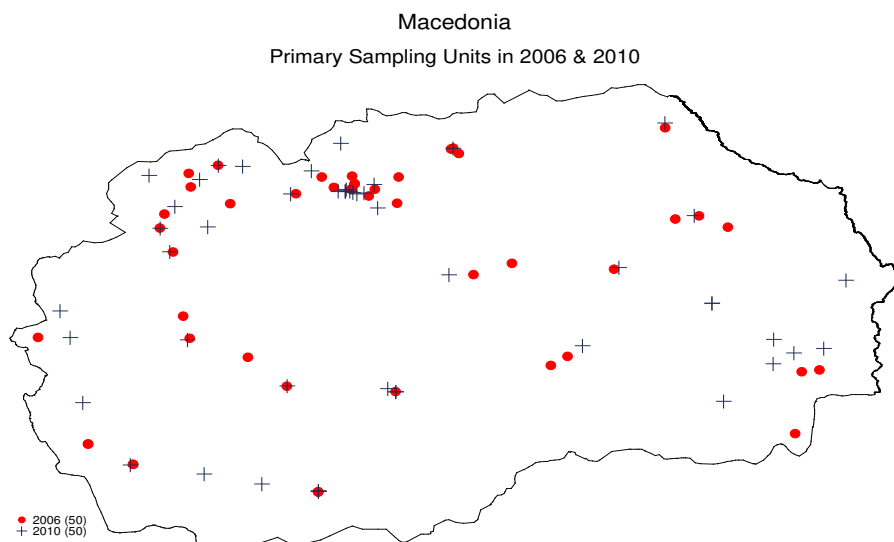
## Online appendix 2. Bulgaria - Primary Sampling Units and bank branches in 2006 and 2010

This graph shows the location of LITS Primary Sampling Units (PSUs), ProCredit branches and Retail bank branches in Bulgaria in 2006 and 2010.



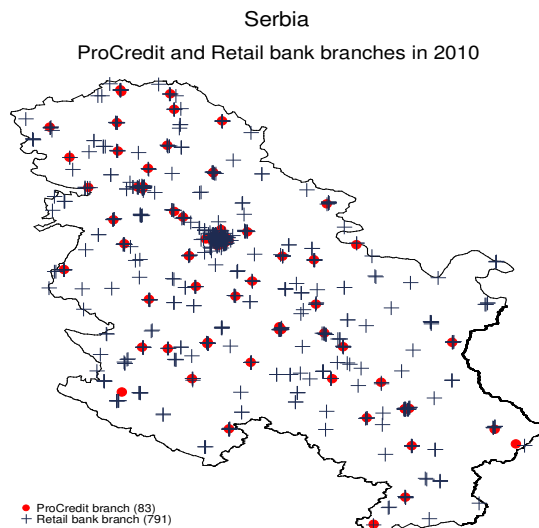
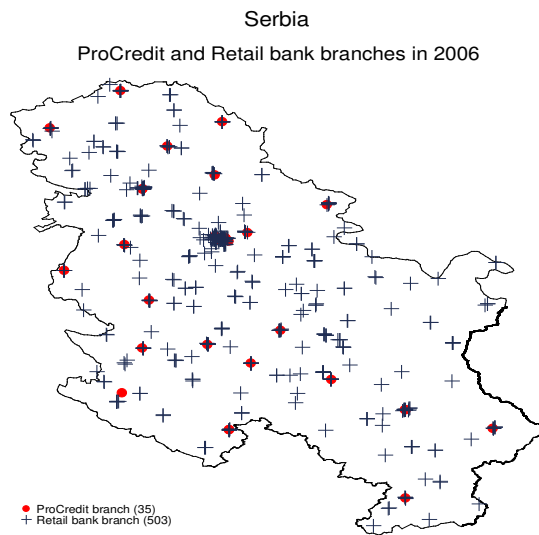
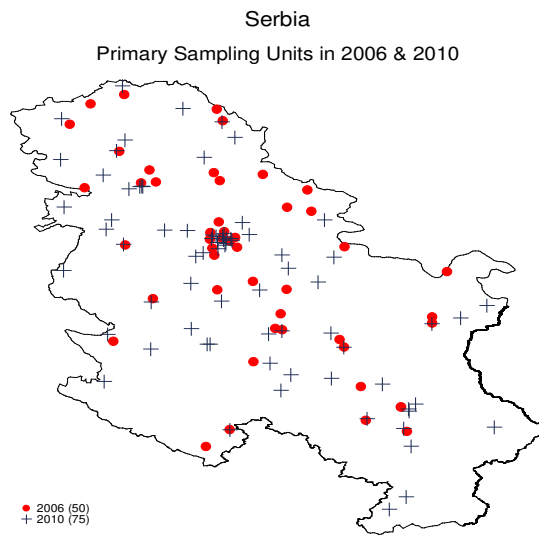
### Online appendix 3. Macedonia - Primary Sampling Units and bank branches in 2006 and 2010

This graph shows the location of LITS Primary Sampling Units (PSUs), ProCredit branches and Retail bank branches in Macedonia in 2006 and 2010.



## Online appendix 4. Serbia - Primary Sampling Units and bank branches in 2006 and 2010

This graph shows the location of LITS Primary Sampling Units (PSUs), ProCredit branches and Retail bank branches in Serbia in 2006 and 2010.



## Online appendix 5. Banks

This table shows all banks and the number of their branches per country. Panel A (B, C, D) reports the branch information for banks in Albania (Bulgaria, Macedonia, Serbia) for year-end 2005, year-end 2009 and year-end 2011. The first column indicates the banks' rank according to the number of branches year-end 2011. The column Type indicates the type of bank in our analysis. The data is taken from the EBRD and complemented by hand-collected branch information. Bold numbers indicate that we used hand-collected instead of EBRD data. The table also provides information on the ownership type of the retail banks in our analysis and indicates which of the banks we use in unreported alternative placebo tests.

Panel A. Albania

Ranking (branches)	Bank	Branches in 2006	Branches in 2010	Branches in 2012	Type
1	Raiffeisen Bank Albania	<b>78</b>	102	103	Retail bank
2	Banka Kombetare Tregtare Sh.s.	n/a	n/a	59	
3	Tirana Bank SA-Banka e Tiranës Sha	<b>33</b>	<b>49</b>	53	Retail bank
4	Credins Bank Sh.A	5	32	46	Retail bank
5	Alpha Bank - Albania (AB)	n/a	n/a	43	
6	Banka Popullore Sh.A (Societe Generale Alb.)	22	40	42	Retail bank
7	ProCredit Bank (Albania) Sh.A	<b>16</b>	<b>42</b>	41	MFI
8	Intesa Sanpaolo Bank Albania	23	30	31	Retail bank
9	Union Bank Sh.a.	0	31	30	
10	National Bank of Greece	<b>6</b>	<b>30</b>	<b>27</b>	Placebo bank
11	Emporiki Bank - Albania SA	n/a	n/a	24	
12	Veneto Banka sh.a. (VB)	0	8	10	
13	International Commercial Bank	4	7	8	
Total		517			

Panel B. Bulgaria

Ranking (branches)	Bank	Branches in 2006	Branches in 2010	Branches in 2012	Type
1	UniCredit Bulbank AD	<b>98</b>	<b>250</b>	272	Retail bank
2	United Bulgarian Bank - UBB	112	201	204	Retail bank
3	Eurobank EFG Bulgaria AD (Postbank)	n/a	n/a	199	
4	Raiffeisenbank (Bulgaria) EAD	<b>59</b>	<b>197</b>	182	Retail bank
5	Societe Generale Expressbank	83	126	150	Retail bank
6	NLB Banka Sofia AD	45	134	142	Retail bank
7	Investbank Plc	n/a	n/a	117	
8	Allianz Bank Bulgaria AD	67	105	110	
9	CIBANK PLC	n/a	n/a	108	
10	Alpha Bank	10	100	101	
11	Municipal Bank Plc	43	81	90	
12	Piraeus Bank Bulgaria AD	<b>35</b>	<b>79</b>	<b>83</b>	Placebo bank
13	International Asset Bank AD	56	74	75	
14	ProCredit Bank (Bulgaria) AD	<b>44</b>	<b>87</b>	71	MFI
15	MKB Unionbank AD	n/a	n/a	59	
16	D Commerce Bank AD	n/a	n/a	57	
17	Corporate Commercial Bank AD	23	43	53	
18	Tokuda Bank	13	29	32	
19	Teximbank-PEB Texim AD	n/a	n/a	29	
20	Emporiki Bank - Bulgaria EAD	n/a	n/a	22	
21	Bulgarian-American Credit Bank	4	5	7	
22	T.C. Ziraat Bankasi - Sofia Branch	n/a	n/a	4	
23	Citibank N.A. - Sofia Branch	1	1	1	
24	ING Bank NV	1	1	1	
25	ISBANK GmbH - Sofia Branch	0	0	1	
Total		2170			

## Online appendix 5. Banks

Panel C. Macedonia

Ranking (branches)	Bank	Branches in 2006	Branches in 2010	Branches in 2012	Type
1	Stopanska Banka AD Skopje	48	66	65	Retail bank
2	Komercijalna Banka AD Skopje	48	58	64	Retail bank
3	NLB Tutunska banka AD Skopje	22	48	48	Retail bank
4	Procredit Bank AD Skopje	16	42	31	MFI
5	Sparkasse Bank AD Skopje	n/a	n/a	31	
6	TTK Banka AD Skopje	0	27	29	
7	Ohridska Banka AD Ohrid	11	25	28	Placebo bank
8	Centralna Kooperativna Banka AD Skopje	n/a	n/a	28	
9	Halkbank AD Skopje	n/a	n/a	21	
10	Eurostandard Bank AD Skopje	n/a	n/a	12	
11	Kapital Banka AD Skopje	0	1	6	
12	Ziraat Bank AD Skopje	2	4	5	
13	Macedonian Bank for Development Prom.	1	1	1	
Total		369			

Panel D. Serbia

Ranking (branches)	Bank	Branches in 2006	Branches in 2010	Branches in 2012	Type
1	Komercijalna Banka A.D. Beograd	160	268	226	Retail bank
2	Banca Intesa ad Beograd	132	212	215	Retail bank
3	Alpha Bank Srbija AD	n/a	n/a	136	
4	Vojvodjanska Banka	n/a	n/a	119	
5	Eurobank EFG Stedionica AD Beograd	80	107	102	Retail bank
6	Societe Generale Banka Srbija ad	n/a	n/a	101	
7	Metals Banka Ad Novi Sad	97	122	101	Retail bank
8	Raiffeisenbank a.d.	34	82	83	Retail bank
9	Credit Agricole Srbija a.d. Novi Sad	n/a	n/a	81	
10	UniCredit Bank Serbia JSC	35	69	73	Placebo bank
11	KBC Banka ad	n/a	n/a	63	
12	AIK Banka ad Nis	n/a	n/a	63	
13	ProCredit Bank Serbia	35	83	62	MFI
14	Postal Savings Bank J.S.C.	n/a	n/a	60	
15	NLB BANKA	n/a	n/a	56	
16	Credy banka AD	n/a	n/a	50	
17	OTP Bank Serbia ad Novi Sad	64	51	49	
18	Metals Banka Ad Novi Sad	n/a	n/a	47	
19	Univerzal banka ad Beograd	n/a	n/a	45	
20	Piraeus Bank ad Beograd	n/a	n/a	44	
21	Hypo Alpe-Adria-Bank AD Beograd	n/a	n/a	41	
22	Cacanska Banka AD, Cacak	14	34	34	
23	Volksbank ad	n/a	n/a	26	
24	FINDOMESTIC	n/a	n/a	25	
25	Srpska Banka ad	n/a	n/a	24	
26	KBC Banka ad	7	14	21	
27	Erste Bank a.d. Novi Sad	n/a	n/a	2	
28	Citibank	0	1	1	
29	Moskovska banka a.d.	0	1	1	
30	JUBMES Banka AD Beograd	1	1	1	
Total		1952			

## Online appendix 6. Night light intensity

This figure shows the night light intensity in our four countries in 2010.

