

Microscopic description of large-amplitude shape-mixing dynamics with inertial functions derived in local quasiparticle random-phase approximation

Nobuo Hinohara,¹ Koichi Sato,^{1,2} Takashi Nakatsukasa,¹ Masayuki Matsuo,³ and Kenichi Matsuyanagi^{1,4}

¹*Theoretical Nuclear Physics Laboratory, RIKEN Nishina Center, Wako 351-0198, Japan*

²*Department of Physics, Graduate School of Science, Kyoto University, 606-8502 Kyoto, Japan*

³*Department of Physics, Faculty of Science, Niigata University, Niigata 950-2181, Japan*

⁴*Yukawa Institute for Theoretical Physics, Kyoto University, Kyoto 606-8502, Japan*

(Received 30 April 2010; revised manuscript received 19 August 2010; published 23 December 2010)

On the basis of the adiabatic self-consistent collective coordinate method, we develop an efficient microscopic method of deriving the five-dimensional quadrupole collective Hamiltonian and illustrate its usefulness by applying it to the oblate-prolate shape coexistence/mixing phenomena in proton-rich ^{68,70,72}Se. In this method, the vibrational and rotational collective masses (inertial functions) are determined by local normal modes built on constrained Hartree-Fock-Bogoliubov states. Numerical calculations are carried out using the pairing-plus-quadrupole Hamiltonian including the quadrupole-pairing interaction within the two major-shell active model spaces both for neutrons and protons. It is shown that the time-odd components of the moving mean-field significantly increase the vibrational and rotational collective masses in comparison with the Inglis-Belyaev cranking masses. Solving the collective Schrödinger equation, we evaluate excitation spectra, quadrupole transitions, and moments. The results of the numerical calculation are in excellent agreement with recent experimental data and indicate that the low-lying states of these nuclei are characterized as an intermediate situation between the oblate-prolate shape coexistence and the so-called γ unstable situation where large-amplitude triaxial-shape fluctuations play a dominant role.

DOI: [10.1103/PhysRevC.82.064313](https://doi.org/10.1103/PhysRevC.82.064313)

PACS number(s): 21.60.Ev, 21.10.Re, 21.60.Jz, 27.50.+e

I. INTRODUCTION

The major purpose of this article is to develop an efficient microscopic method of deriving the five-dimensional (5D) quadrupole collective Hamiltonian [1–4] and illustrate its usefulness by applying it to the oblate-prolate shape coexistence/mixing phenomena in proton-rich Se isotopes [5–8]. As is well known, the quadrupole collective Hamiltonian, also called the general Bohr-Mottelson Hamiltonian, contains six collective inertia masses (three vibrational masses and three rotational moments of inertia) as well as the collective potential. These seven quantities are functions of the quadrupole deformation variables β and γ , which represent the magnitude and triaxiality of the quadrupole deformation, respectively. Therefore, we also call the collective inertial masses “inertial functions.” They are usually calculated by means of the adiabatic perturbation treatment of the moving mean field [9], and the version taking into account nuclear superfluidity [10] is called the Inglis-Belyaev (IB) cranking mass or the IB inertial function. Its insufficiency has been repeatedly emphasized, however (see, e.g., Refs. [11–14]). The most serious shortcoming is that the time-odd terms induced by the moving mean field are ignored, which breaks the self-consistency of the theory [15,16]. In fact, one of the most important motives of constructing microscopic theory of large-amplitude collective motion was to overcome such a shortcoming of the IB cranking mass [15].

As fruits of long-term efforts, advanced microscopic theories of inertial functions are now available (see Refs. [15–26] for original articles and Refs. [27,28] for reviews). These theories of large-amplitude collective motion have been tested

for schematic solvable models and applied to heavy-ion collisions and giant resonances [18,26]. For nuclei with pairing correlations, Dobaczewski and Skalski studied the quadrupole vibrational mass with use of the adiabatic time-dependent Hartree-Fock-Bogoliubov (ATDHFB) theory and concluded that the contributions from the time-odd components of the moving mean-field significantly increase the vibrational mass compared to the IB cranking mass [16]. Somewhat surprisingly, however, to the best of our knowledge, the ATDHFB vibrational masses have never been used in realistic calculations for low-lying quadrupole spectra of nuclei with superfluidity. For instance, in recent microscopic studies [29–34] by means of the 5D quadrupole Hamiltonian, the IB cranking formula are still used in actual numerical calculation for vibrational masses. This situation concerning the treatment of the collective kinetic energies is in marked contrast with the remarkable progress in microscopic calculation of the collective potential using modern effective interactions or energy density functionals (see Ref. [35] for a review).

In this article, on the basis of the adiabatic self-consistent collective coordinate (ASCC) method [36], we formulate a practical method of deriving the 5D quadrupole collective Hamiltonian. The central concept of this approach is local normal modes built on constrained Hartree-Fock-Bogoliubov (CHFB) states [37] defined at every point of the (β, γ) deformation space. These local normal modes are determined by the local QRPA (LQRPA) equation that is an extension of the well-known quasiparticle random-phase approximation (QRPA) to nonequilibrium HFB states determined by the CHFB equations. We therefore use an abbreviation “CHFB + LQRPA method” for this approach. This method may be used in

conjunction with any effective interaction or energy density functional. In this article, however, we use, for simplicity, the pairing-plus-quadrupole (P + Q) force [38,39] including the quadrupole-pairing force. Inclusion of the quadrupole-pairing force is essential because it produces the time-odd component of the moving field [40].

To examine the feasibility of the CHF + LQRPA method, we apply it to the oblate-prolate shape coexistence/mixing phenomena in proton-rich $^{68,70,72}\text{Se}$ [5–8,41,42]. These phenomena are taken up because we obviously need to go beyond the traditional framework of describing small-amplitude vibrations around a single HFB equilibrium point to describe them; that is, they are very suitable targets for our purpose. We shall show in this article that this approach successfully describes large-amplitude collective vibrations extending from the oblate to the prolate HFB equilibrium points (and vice versa). In particular, it will be demonstrated that we can describe very well the transitional region between the oblate-prolate shape coexistence and the γ unstable situation where large-amplitude triaxial-shape fluctuations play a dominant role.

This article is organized as follows. In Sec. II, we formulate the CHF + LQRPA as an approximation of the ASCC method and derive the 5D quadrupole collective Hamiltonian. In Sec. III, we calculate the vibrational and rotational masses by solving the LQRPA equations, and discuss their properties in comparison with those calculated by using the IB cranking formula. In Sec. IV, we calculate excitation spectra, $B(E2)$, and spectroscopic quadrupole moments of low-lying states in $^{68,70,72}\text{Se}$ and discuss properties of the oblate-prolate shape coexistence/mixing in these nuclei. Conclusions are given in Sec. V.

II. MICROSCOPIC DERIVATION OF THE 5D QUADRUPOLE COLLECTIVE HAMILTONIAN

A. 5D quadrupole collective Hamiltonian

Our aim in this section is to formulate a practical method of microscopically deriving the 5D quadrupole collective Hamiltonian [1–4]

$$\mathcal{H}_{\text{coll}} = T_{\text{vib}} + T_{\text{rot}} + V(\beta, \gamma), \quad (1)$$

$$T_{\text{vib}} = \frac{1}{2} D_{\beta\beta}(\beta, \gamma) \dot{\beta}^2 + D_{\beta\gamma}(\beta, \gamma) \dot{\beta} \dot{\gamma} + \frac{1}{2} D_{\gamma\gamma}(\beta, \gamma) \dot{\gamma}^2, \quad (2)$$

$$T_{\text{rot}} = \frac{1}{2} \sum_{k=1}^3 \mathcal{J}_k(\beta, \gamma) \omega_k^2, \quad (3)$$

starting from an effective Hamiltonian for finite many-nucleon systems. Here, T_{vib} and T_{rot} denote the kinetic energies of vibrational and rotational motions, while $V(\beta, \gamma)$ represents the collective potential. The velocities of the vibrational motion are described in terms of the time derivatives ($\dot{\beta}$, $\dot{\gamma}$) of the quadrupole deformation variables (β , γ) representing the magnitude and the triaxiality of the quadrupole deformation, respectively. The three components ω_k of the rotational angular velocity are defined with respect to the intrinsic axes associated

with the rotating nucleus. The inertial functions for vibrational motions (vibrational masses), $D_{\beta\beta}$, $D_{\beta\gamma}$, and $D_{\gamma\gamma}$, and the rotational moments of inertia \mathcal{J}_k are functions of β and γ .

As seen in the recent review by Próchniak and Rohoziński [4], there are numerous articles on microscopic approaches to the 5D quadrupole collective Hamiltonian; among them, we should quote at least early articles by Belyaev [2], Baranger-Kumar [43,44], Pomorski *et al.* [12,13], and recent articles by Girod *et al.* [33], Nikšić *et al.* [29,30], and Li *et al.* [31,32]. In all these works, the IB cranking formula is used for the vibrational inertial functions. In the following, we outline the procedure of deriving the vibrational and rotational inertial functions on the basis of the ASCC method.

B. Basic equations of the ASCC method

To derive the 5D quadrupole collective Hamiltonian $\mathcal{H}_{\text{coll}}$ starting from a microscopic Hamiltonian \hat{H} , we use the ASCC method [36,45]. This method enables us to determine a collective submanifold embedded in the large-dimensional TDHFB configuration space. We can use this method in conjunction with any effective interaction or energy density functional to microscopically derive the collective masses taking into account time-odd mean-field effects. For our present purpose, we here recapitulate a two-dimensional (2D) version of the ASCC method. We suppose the existence of a set of two collective coordinates (q^1, q^2) that has a one-to-one correspondence to the quadrupole deformation variable set (β, γ) and try to determine a 2D collective hypersurface associated with the large-amplitude quadrupole shape vibrations. We thus assume that the TDHFB states can be written on the hypersurface in the following form:

$$\begin{aligned} |\phi(\mathbf{q}, \mathbf{p}, \boldsymbol{\varphi}, \mathbf{n})\rangle &= e^{-i \sum_{\tau} \varphi^{(\tau)} \tilde{N}^{(\tau)}} |\phi(\mathbf{q}, \mathbf{p}, \mathbf{n})\rangle \\ &= e^{-i \sum_{\tau} \varphi^{(\tau)} \tilde{N}^{(\tau)}} e^{i \hat{G}(\mathbf{q}, \mathbf{p}, \mathbf{n})} |\phi(\mathbf{q})\rangle, \end{aligned} \quad (4)$$

with

$$\hat{G}(\mathbf{q}, \mathbf{p}, \mathbf{n}) = \sum_{i=1,2} p_i \hat{Q}^i(\mathbf{q}) + \sum_{\tau=n,p} n^{(\tau)} \hat{\Theta}^{(\tau)}(\mathbf{q}), \quad (5)$$

$$\begin{aligned} \hat{Q}^i(\mathbf{q}) &= \hat{Q}^A(\mathbf{q}) + \hat{Q}^B(\mathbf{q}) \\ &= \sum_{\alpha\beta} [Q_{\alpha\beta}^A(\mathbf{q}) a_{\alpha}^{\dagger} a_{\beta}^{\dagger} + Q_{\alpha\beta}^{A*}(\mathbf{q}) a_{\beta} a_{\alpha} \\ &\quad + Q_{\alpha\beta}^B(\mathbf{q}) a_{\alpha}^{\dagger} a_{\beta}], \end{aligned} \quad (6)$$

$$\hat{\Theta}^{(\tau)}(\mathbf{q}) = \sum_{\alpha\beta} [\Theta_{\alpha\beta}^{(\tau)A}(\mathbf{q}) a_{\alpha}^{\dagger} a_{\beta}^{\dagger} + \Theta_{\alpha\beta}^{(\tau)A*}(\mathbf{q}) a_{\beta} a_{\alpha}]. \quad (7)$$

For a gauge-invariant description of nuclei with superfluidity, we need to parametrize the TDHFB state vectors, as previously, not only by the collective coordinates $\mathbf{q} = (q^1, q^2)$ and conjugate momenta $\mathbf{p} = (p_1, p_2)$, but also by the gauge angles $\boldsymbol{\varphi} = (\varphi^{(n)}, \varphi^{(p)})$ conjugate to the number variables $\mathbf{n} = (n^{(n)}, n^{(p)})$ representing the pairing-rotational degrees of freedom (for both neutrons and protons). In the above equations, $\hat{Q}^i(\mathbf{q})$ and $\hat{\Theta}^{(\tau)}(\mathbf{q})$ are infinitesimal generators that are written in terms of the quasiparticle creation and annihilation operators (a_{α}^{\dagger} , a_{α}) locally defined with respect to the moving-frame HFB states $|\phi(\mathbf{q})\rangle$. Note that the number operators are defined as

$\tilde{N}^{(\tau)} \equiv \hat{N}^{(\tau)} - N_0^{(\tau)}$ subtracting the expectation values ($N_0^{(n)}, N_0^{(p)}$) of the neutron and proton numbers at $|\phi(\mathbf{q})\rangle$. In this article, we use units with $\hbar = 1$.

The moving-frame HFB states $|\phi(\mathbf{q})\rangle$ and the infinitesimal generators $\hat{Q}^i(\mathbf{q})$ are determined as solutions of the moving-frame HFB equation

$$\delta \langle \phi(\mathbf{q}) | \hat{H}_M(\mathbf{q}) | \phi(\mathbf{q}) \rangle = 0, \quad (8)$$

and the moving-frame QRPA equations

$$\begin{aligned} & \delta \langle \phi(\mathbf{q}) | [\hat{H}_M(\mathbf{q}), \hat{Q}^i(\mathbf{q})] - \frac{1}{i} \sum_k B^{ik}(\mathbf{q}) \hat{P}_k(\mathbf{q}) \\ & + \frac{1}{2} \left[\sum_k \frac{\partial V}{\partial q^k} \hat{Q}^k(\mathbf{q}), \hat{Q}^i(\mathbf{q}) \right] | \phi(\mathbf{q}) \rangle = 0, \quad (9) \\ & \delta \langle \phi(\mathbf{q}) | \left[\hat{H}_M(\mathbf{q}), \frac{1}{i} \hat{P}_i(\mathbf{q}) \right] - \sum_j C_{ij}(\mathbf{q}) \hat{Q}^j(\mathbf{q}) \\ & - \frac{1}{2} \left[\left[\hat{H}_M(\mathbf{q}), \sum_k \frac{\partial V}{\partial q^k} \hat{Q}^k(\mathbf{q}) \right], \sum_j B_{ij}(\mathbf{q}) \hat{Q}^j(\mathbf{q}) \right] \\ & - \sum_\tau \frac{\partial \lambda^{(\tau)}}{\partial q^i} \tilde{N}^{(\tau)} | \phi(\mathbf{q}) \rangle = 0, \quad (10) \end{aligned}$$

which are derived from the time-dependent variational principle. Here, $\hat{H}_M(\mathbf{q})$ is the moving-frame Hamiltonian given by

$$\hat{H}_M(\mathbf{q}) = \hat{H} - \sum_\tau \lambda^{(\tau)}(\mathbf{q}) \tilde{N}^{(\tau)} - \sum_i \frac{\partial V}{\partial q^i} \hat{Q}^i(\mathbf{q}), \quad (11)$$

and

$$C_{ij}(\mathbf{q}) = \frac{\partial^2 V}{\partial q^i \partial q^j} - \sum_k \Gamma_{ij}^k \frac{\partial V}{\partial q^k}, \quad (12)$$

with

$$\Gamma_{ij}^k(\mathbf{q}) = \frac{1}{2} \sum_l B^{kl} \left(\frac{\partial B_{li}}{\partial q^j} + \frac{\partial B_{lj}}{\partial q^i} - \frac{\partial B_{ij}}{\partial q^l} \right). \quad (13)$$

The infinitesimal generators $\hat{P}_i(\mathbf{q})$ are defined by

$$\hat{P}_i(\mathbf{q}) | \phi(\mathbf{q}) \rangle = i \frac{\partial}{\partial q^i} | \phi(\mathbf{q}) \rangle, \quad (14)$$

with

$$\hat{P}_i(\mathbf{q}) = i \sum_{\alpha\beta} [P_{i\alpha\beta}(\mathbf{q}) a_\alpha^\dagger a_\beta^\dagger - P_{i\alpha\beta}^*(\mathbf{q}) a_\beta a_\alpha], \quad (15)$$

and determined as solutions of the moving-frame QRPA equations.

The collective Hamiltonian is given as the expectation value of the microscopic Hamiltonian with respect to the TDHFB state

$$\begin{aligned} \mathcal{H}(\mathbf{q}, \mathbf{p}, \mathbf{n}) &= \langle \phi(\mathbf{q}, \mathbf{p}, \mathbf{n}) | \hat{H} | \phi(\mathbf{q}, \mathbf{p}, \mathbf{n}) \rangle \\ &= V(\mathbf{q}) + \sum_{ij} \frac{1}{2} B^{ij}(\mathbf{q}) p_i p_j + \sum_\tau \lambda^{(\tau)}(\mathbf{q}) n^{(\tau)}, \quad (16) \end{aligned}$$

where

$$V(\mathbf{q}) = \mathcal{H}(\mathbf{q}, \mathbf{p}, \mathbf{n})|_{\mathbf{p}=\mathbf{0}, \mathbf{n}=\mathbf{0}}, \quad (17)$$

$$B^{ij}(\mathbf{q}) = \left. \frac{\partial^2 \mathcal{H}}{\partial p_i \partial p_j} \right|_{\mathbf{p}=\mathbf{0}, \mathbf{n}=\mathbf{0}}, \quad (18)$$

$$\lambda^{(\tau)}(\mathbf{q}) = \left. \frac{\partial \mathcal{H}}{\partial n^{(\tau)}} \right|_{\mathbf{p}=\mathbf{0}, \mathbf{n}=\mathbf{0}}, \quad (19)$$

represent the collective potential, inverse of the collective mass, and the chemical potential, respectively. Note that the last term in Eq. (10) can be set to zero adopting the QRPA gauge-fixing condition $d\lambda^{(\tau)}/dq^i = 0$ [45].

The basic equations of the ASCC method are invariant against point transformations of the collective coordinates (q^1, q^2) . The $B^{ij}(\mathbf{q})$ and $C_{ij}(\mathbf{q})$ can be diagonalized simultaneously by a linear coordinate transformation at each point of $\mathbf{q} = (q^1, q^2)$. We assume that we can introduce the collective coordinate system in which the diagonal form is kept globally. Then, we can choose, without losing generality and for simplicity, the scale of the collective coordinates $\mathbf{q} = (q^1, q^2)$ such that the vibrational masses become unity. Consequently, the vibrational kinetic energy in the collective Hamiltonian (16) is written as

$$T_{\text{vib}} = \frac{1}{2} \sum_{i=1,2} (p_i)^2 = \frac{1}{2} \sum_{i=1,2} (\dot{q}^i)^2. \quad (20)$$

C. CHFb + LQRPA equations

The basic equations of the ASCC method can be solved with an iterative procedure. This task was successfully carried out for extracting a one-dimensional (1D) collective path embedded in the TDHFB configuration space [46,47]. To determine a 2D hypersurface, however, the numerical calculation becomes too demanding at the present time. We therefore introduce practical approximations as follows: First, we ignore the curvature terms [the third terms in Eqs. (9) and (10)], which vanish at the HFB equilibrium points where $dV/dq^i = 0$, assuming that their effects are numerically small. Second, we replace the moving-frame HFB Hamiltonian $\hat{H}_M(\mathbf{q})$ and the moving-frame HFB state $|\phi(q^1, q^2)\rangle$ with a CHFb Hamiltonian $\hat{H}_{\text{CHFb}}(\beta, \gamma)$ and a CHFb state $|\phi(\beta, \gamma)\rangle$, respectively, on the assumption that the latter two terms are good approximations to the former two terms.

The CHFb equations are given by

$$\delta \langle \phi(\beta, \gamma) | \hat{H}_{\text{CHFb}}(\beta, \gamma) | \phi(\beta, \gamma) \rangle = 0, \quad (21)$$

$$\begin{aligned} \hat{H}_{\text{CHFb}}(\beta, \gamma) &= \hat{H} - \sum_\tau \lambda^{(\tau)}(\beta, \gamma) \tilde{N}^{(\tau)} \\ &\quad - \sum_{m=0,2} \mu_m(\beta, \gamma) \hat{D}_{2m}^{(+)}, \quad (22) \end{aligned}$$

with four constraints

$$\langle \phi(\beta, \gamma) | \hat{N}^{(\tau)} | \phi(\beta, \gamma) \rangle = N_0^{(\tau)}, \quad (\tau = n, p), \quad (23)$$

$$\langle \phi(\beta, \gamma) | \hat{D}_{2m}^{(+)} | \phi(\beta, \gamma) \rangle = D_{2m}^{(+)}, \quad (m = 0, 2), \quad (24)$$

where $\hat{D}_{2m}^{(+)}$ denotes the Hermitian quadrupole operators \hat{D}_{20} and $(\hat{D}_{22} + \hat{D}_{2-2})/2$ for $m = 0$ and 2 , respectively (see Ref. [46] for their explicit expressions). We define the quadrupole deformation variables (β, γ) in terms of the expectation values of the quadrupole operators

$$\beta \cos \gamma = \eta D_{20}^{(+)} = \eta \langle \phi(\beta, \gamma) | \hat{D}_{20}^{(+)} | \phi(\beta, \gamma) \rangle, \quad (25)$$

$$\frac{1}{\sqrt{2}} \beta \sin \gamma = \eta D_{22}^{(+)} = \eta \langle \phi(\beta, \gamma) | \hat{D}_{22}^{(+)} | \phi(\beta, \gamma) \rangle, \quad (26)$$

where η is a scaling factor (to be discussed in Sec. III A).

The moving-frame QRPA Eqs. (9) and (10) then reduce to

$$\begin{aligned} \delta \langle \phi(\beta, \gamma) | [\hat{H}_{\text{CHFB}}(\beta, \gamma), \hat{Q}^i(\beta, \gamma)] \\ - \frac{1}{i} \hat{P}_i(\beta, \gamma) | \phi(\beta, \gamma) \rangle = 0, \quad (i = 1, 2), \end{aligned} \quad (27)$$

and

$$\begin{aligned} \delta \langle \phi(\beta, \gamma) | \left[\hat{H}_{\text{CHFB}}(\beta, \gamma), \frac{1}{i} \hat{P}_i(\beta, \gamma) \right] \\ - C_i(\beta, \gamma) \hat{Q}^i(\beta, \gamma) | \phi(\beta, \gamma) \rangle = 0. \quad (i = 1, 2) \end{aligned} \quad (28)$$

Here the infinitesimal generators, $\hat{Q}^i(\beta, \gamma)$ and $\hat{P}_i(\beta, \gamma)$, are local operators defined at (β, γ) with respect to the CHFB state $|\phi(\beta, \gamma)\rangle$. These equations are solved at each point of (β, γ) to determine $\hat{Q}^i(\beta, \gamma)$, $\hat{P}_i(\beta, \gamma)$, and $C_i(\beta, \gamma) = \omega_i^2(\beta, \gamma)$. Note that these equations are valid also for regions with negative curvature [$C_i(\beta, \gamma) < 0$] where the QRPA frequency $\omega_i(\beta, \gamma)$ takes an imaginary value. We call the above equations ‘‘local QRPA (LQRPA) equations.’’ There exist more than two solutions of LQRPA Eqs. (27) and (28) and we need to select relevant solutions. A useful criterion for selecting two collective modes among many LQRPA modes will be given in Sec. III C with numerical examples. Concerning the accuracy of the CHFB + LQRPA approximation, some arguments will be given in Sec. III F.

D. Derivation of the vibrational masses

Once the infinitesimal generators $\hat{Q}^i(\beta, \gamma)$ and $\hat{P}_i(\beta, \gamma)$ are obtained, we can derive the vibrational masses appearing in the 5D quadrupole collective Hamiltonian (1). We rewrite the vibrational kinetic energy T_{vib} given by Eq. (20) in terms of the time derivatives $\dot{\beta}$ and $\dot{\gamma}$ of the quadrupole deformation variables in the following way. We first note that an infinitesimal displacement of the collective coordinates (q^1, q^2) brings about a corresponding change

$$dD_{2m}^{(+)} = \sum_{i=1,2} \frac{\partial D_{2m}^{(+)}}{\partial q^i} dq^i, \quad (m = 0, 2), \quad (29)$$

in the expectation values of the quadrupole operators. The partial derivatives can be easily evaluated as

$$\begin{aligned} \frac{\partial D_{20}^{(+)}}{\partial q^i} &= \frac{\partial}{\partial q^i} \langle \phi(\beta, \gamma) | \hat{D}_{20}^{(+)} | \phi(\beta, \gamma) \rangle \\ &= \langle \phi(\beta, \gamma) | \left[\hat{D}_{20}^{(+)}, \frac{1}{i} \hat{P}_i(\beta, \gamma) \right] | \phi(\beta, \gamma) \rangle, \end{aligned} \quad (30)$$

$$\begin{aligned} \frac{\partial D_{22}^{(+)}}{\partial q^i} &= \frac{\partial}{\partial q^i} \langle \phi(\beta, \gamma) | \hat{D}_{22}^{(+)} | \phi(\beta, \gamma) \rangle \\ &= \langle \phi(\beta, \gamma) | \left[\hat{D}_{22}^{(+)}, \frac{1}{i} \hat{P}_i(\beta, \gamma) \right] | \phi(\beta, \gamma) \rangle, \end{aligned} \quad (31)$$

without the need of numerical derivatives. Accordingly, the vibrational kinetic energy can be written

$$T_{\text{vib}} = \frac{1}{2} M_{00} [\dot{D}_{20}^{(+)}]^2 + M_{02} \dot{D}_{20}^{(+)} \dot{D}_{22}^{(+)} + \frac{1}{2} M_{22} [\dot{D}_{22}^{(+)}]^2, \quad (32)$$

with

$$M_{mm'}(\beta, \gamma) = \sum_{i=1,2} \frac{\partial q^i}{\partial D_{2m}^{(+)}} \frac{\partial q^i}{\partial D_{2m'}^{(+)}}. \quad (33)$$

Taking the time derivative of the definitional equations of (β, γ) , Eqs. (25) and (26), we can straightforwardly transform expression (32) to the form in terms of $(\dot{\beta}, \dot{\gamma})$. The vibrational masses ($D_{\beta\beta}$, $D_{\beta\gamma}$, $D_{\gamma\gamma}$) are then obtained from (M_{00}, M_{02}, M_{22}) through the following relations:

$$\begin{aligned} D_{\beta\beta} &= \eta^{-2} \left(M_{00} \cos^2 \gamma + \sqrt{2} M_{02} \sin \gamma \cos \gamma \right. \\ &\quad \left. + \frac{1}{2} M_{22} \sin^2 \gamma \right), \end{aligned} \quad (34)$$

$$\begin{aligned} D_{\beta\gamma} &= \beta \eta^{-2} \left[-M_{00} \sin \gamma \cos \gamma + \frac{1}{\sqrt{2}} M_{02} (\cos^2 \gamma - \sin^2 \gamma) \right. \\ &\quad \left. + \frac{1}{2} M_{22} \sin \gamma \cos \gamma \right], \end{aligned} \quad (35)$$

$$\begin{aligned} D_{\gamma\gamma} &= \beta^2 \eta^{-2} \left(M_{00} \sin^2 \gamma - \sqrt{2} M_{02} \sin \gamma \cos \gamma \right. \\ &\quad \left. + \frac{1}{2} M_{22} \cos^2 \gamma \right). \end{aligned} \quad (36)$$

E. Calculation of the rotational moments of inertia

We calculate the rotational moments of inertia $\mathcal{J}_k(\beta, \gamma)$ using the LQRPA equation for the collective rotation [46] at each CHFB state

$$\delta \langle \phi(\beta, \gamma) | [\hat{H}_{\text{CHFB}}, \hat{\Psi}_k] - \frac{1}{i} (\mathcal{J}_k)^{-1} \hat{I}_k | \phi(\beta, \gamma) \rangle = 0, \quad (37)$$

$$\langle \phi(\beta, \gamma) | [\hat{\Psi}_k(\beta, \gamma), \hat{I}_{k'}] | \phi(\beta, \gamma) \rangle = i \delta_{kk'}, \quad (38)$$

where $\hat{\Psi}_k(\beta, \gamma)$ and \hat{I}_k represent the rotational angle and the angular momentum operators with respect to the principal axes associated with the CHFB state $|\phi(\beta, \gamma)\rangle$. This is an extension of the Thouless-Valatin equation [48] for the HFB equilibrium state to nonequilibrium CHFB states. The three moments of inertia can be written as

$$\mathcal{J}_k(\beta, \gamma) = 4\beta^2 D_k(\beta, \gamma) \sin^2 \gamma_k \quad (k = 1, 2, 3), \quad (39)$$

with $\gamma_k = \gamma - (2\pi k/3)$. If the inertial functions $D_k(\beta, \gamma)$ above are replaced with a constant, then $\mathcal{J}_k(\beta, \gamma)$ reduces to the well-known irrotational moments of inertia. In fact, however, we shall see that their (β, γ) dependence is very important. We call $\mathcal{J}_k(\beta, \gamma)$ and $D_k(\beta, \gamma)$ determined by the above equation ‘‘LQRPA moments of inertia’’ and ‘‘LQRPA rotational masses,’’ respectively.

F. Collective Schrödinger equation

Quantizing the collective Hamiltonian (1) with the Pauli prescription, we obtain the collective Schrödinger equation [2]

$$\{\hat{T}_{\text{vib}} + \hat{T}_{\text{rot}} + V\}\Psi_{\alpha IM}(\beta, \gamma, \Omega) = E_{\alpha I}\Psi_{\alpha IM}(\beta, \gamma, \Omega), \quad (40)$$

where

$$\begin{aligned} \hat{T}_{\text{vib}} = & -\frac{1}{2\sqrt{WR}} \left\{ \frac{1}{\beta^4} \left[\left(\partial_\beta \beta^2 \sqrt{\frac{R}{W}} D_{\gamma\gamma} \partial_\beta \right) \right. \right. \\ & \left. \left. - \partial_\beta \left(\beta^2 \sqrt{\frac{R}{W}} D_{\beta\gamma} \partial_\gamma \right) \right] \right. \\ & + \frac{1}{\beta^2 \sin 3\gamma} \left[-\partial_\gamma \left(\sqrt{\frac{R}{W}} \sin 3\gamma D_{\beta\gamma} \partial_\beta \right) \right. \\ & \left. \left. + \partial_\gamma \left(\sqrt{\frac{R}{W}} \sin 3\gamma D_{\beta\beta} \partial_\gamma \right) \right] \right\}, \quad (41) \end{aligned}$$

$$\hat{T}_{\text{rot}} = \sum_{k=1}^3 \frac{\hat{I}_k^2}{2\mathcal{J}_k}, \quad (42)$$

with

$$R(\beta, \gamma) = D_1(\beta, \gamma) D_2(\beta, \gamma) D_3(\beta, \gamma), \quad (43)$$

$$W(\beta, \gamma) = \{D_{\beta\beta}(\beta, \gamma) D_{\gamma\gamma}(\beta, \gamma) - [D_{\beta\gamma}(\beta, \gamma)]^2\} \beta^{-2}. \quad (44)$$

The collective wave function in the laboratory frame $\Psi_{\alpha IM}(\beta, \gamma, \Omega)$ is a function of β , γ , and a set of three Euler angles Ω . It is specified by the total angular momentum I , its projection onto the z axis in the laboratory frame M , and α that distinguishes the eigenstates possessing the same values of I and M . With the rotational wave function $\mathcal{D}_{MK}^I(\Omega)$, it is written as

$$\Psi_{\alpha IM}(\beta, \gamma, \Omega) = \sum_{K=\text{even}} \Phi_{\alpha IK}(\beta, \gamma) \langle \Omega | I M K \rangle, \quad (45)$$

where

$$\langle \Omega | I M K \rangle = \sqrt{\frac{2I+1}{16\pi^2(1+\delta_{k0})}} [\mathcal{D}_{MK}^I(\Omega) + (-)^I \mathcal{D}_{M-K}^I(\Omega)]. \quad (46)$$

The vibrational wave functions in the body-fixed frame $\Phi_{\alpha IK}(\beta, \gamma)$ are normalized as

$$\int d\beta d\gamma |\Phi_{\alpha I}(\beta, \gamma)|^2 |G(\beta, \gamma)|^{\frac{1}{2}} = 1, \quad (47)$$

where

$$|\Phi_{\alpha I}(\beta, \gamma)|^2 \equiv \sum_{K=\text{even}} |\Phi_{\alpha IK}(\beta, \gamma)|^2, \quad (48)$$

and the volume element $|G(\beta, \gamma)|^{\frac{1}{2}} d\beta d\gamma$ is given by

$$|G(\beta, \gamma)|^{\frac{1}{2}} d\beta d\gamma = 2\beta^4 \sqrt{W(\beta, \gamma) R(\beta, \gamma)} \sin 3\gamma d\beta d\gamma. \quad (49)$$

Thorough discussions of their symmetries and the boundary conditions for solving the collective Schrödinger equation are given in Refs. [1–3].

III. CALCULATION OF THE COLLECTIVE POTENTIAL AND THE COLLECTIVE MASSES

A. Details of numerical calculation

The CHFB + LQRPA method outlined in the preceding section may be used in conjunction with any effective interaction (e.g., density-dependent effective interactions like Skyrme forces or modern nuclear density functionals). In this article, as a first step toward such calculations, we use a version of the P + Q force model [38,39] that includes the quadrupole-pairing interaction in addition to the monopole-pairing interaction. Inclusion of the quadrupole-pairing is essential because neither the monopole-pairing nor the quadrupole particle-hole interaction contributes to the time-odd mean-field effects on the collective masses [16]; that is, only the quadrupole-pairing interaction induces the time-odd contribution in the present model. Note that the quadrupole-pairing effects were not considered in Ref. [16]. In the numerical calculation for $^{68,70,72}\text{Se}$ presented in the following, we use the same notations and parameters as in our previous work [47]. The shell model space consists of two major shells ($N_{\text{sh}} = 3, 4$) for neutrons and protons and the spherical single-particle energies are calculated using the modified oscillator potential [49,50]. The monopole-pairing interaction strengths (for neutrons and protons) $G_0^{(\tau)}$ and the quadrupole-particle-hole interaction strength χ are determined such that the magnitudes of the quadrupole deformation β and the monopole-pairing gaps (for neutrons and protons) at the oblate and prolate local minima in ^{68}Se approximately reproduce those obtained in the Skyrme-HFB calculations [51]. The interaction strengths for ^{70}Se and ^{72}Se are then determined assuming simple mass-number dependence [39]; $G_0^{(\tau)} \sim A^{-1}$ and $\chi' \equiv \chi b^4 \sim A^{-\frac{5}{3}}$ (b denotes the oscillator-length parameter). For the quadrupole-pairing interaction strengths (for neutrons and protons), we use the Sakamoto-Kishimoto prescription [52] to derive the self-consistent values. Following the conventional treatment of the P + Q model [53], we ignore the Fock term so that we use the abbreviation HB (Hartree-Bogoliubov) in place of HFB in the following. In the case of the conventional P + Q model, the HB equation reduces to a simple Nilsson + BCS equation (see, e.g., Ref. [37]). The presence of the quadrupole-pairing interaction in our case does not allow such a reduction, however, and we directly solve the HB equation. In the P + Q model, the scaling factor η in Eqs. (25) and (26) is given by $\eta = \chi' / \hbar \omega_0 b^2$, where ω_0 denotes the frequency of the harmonic-oscillator potential. Effective charges (e_n, e_p) = (0.4, 1.4) are used in the calculation of quadrupole transitions and moments.

To solve the CHB + LQRPA equations on the (β, γ) plane, we employ a 2D mesh consisting of 3600 points in the region $0 < \beta < 0.6$ and $0^\circ < \gamma < 60^\circ$. Each mesh point (β_i, γ_j) is represented as

$$\beta_i = (i - 0.5) \times 0.01, \quad (i = 1, \dots, 60), \quad (50)$$

$$\gamma_j = (j - 0.5) \times 1^\circ, \quad (j = 1, \dots, 60). \quad (51)$$

One of the advantages of the present approach is that we can solve the CHB + LQRPA equations independently at each

mesh point on the (β, γ) plane, so that it is suited to parallel computation.

Finally, we summarize the most important differences between the present approach and the Baranger-Kumar approach [43]. First, as repeatedly emphasized, we introduce the LQRPA collective masses in place of the cranking masses. Second, we take into account the quadrupole-pairing force (in addition to the monopole-pairing force), which brings about the time-odd effects on the collective masses. Third, we exactly solve the CHB self-consistent problem, Eq. (21), at every point on the (β, γ) plane using the gradient method, while in the Baranger-Kumar works the CHB Hamiltonian is replaced with a Nilsson-like single-particle model Hamiltonian. Fourth, we do not introduce the so-called core contributions to the collective masses, although we use the effective charges to renormalize the core polarization effects (outside of the model space consisting of two major shells) into the quadrupole operators. We shall see that we can well reproduce the major characteristics of the experimental data without introducing such core contributions to the collective masses. Fifth, most importantly, the theoretical framework developed in this article is quite general, that is, it can be used in conjunction with modern density functionals going far beyond the P + Q force model.

B. Collective potentials and pairing gaps

We show in Fig. 1 the collective potentials $V(\beta, \gamma)$ calculated for $^{68,70,72}\text{Se}$. It is seen that two local minima always appear both at the oblate ($\gamma = 60^\circ$) and prolate ($\gamma = 0^\circ$) shapes and, in all these nuclei, the oblate minimum is lower than the prolate minimum. The energy difference between them is, however, only several hundred keV and the potential barrier is low in the direction of the triaxial shape (with respect to γ) indicating the γ -soft character of these nuclei. In Fig. 1 we also show the collective paths (connecting the oblate and prolate minima) determined by using the 1D version of the ASCC method [47]. It is seen that they always run through the triaxial valley and never go through the spherical shape.

In Fig. 2, the monopole-pairing and quadrupole-pairing gaps calculated for ^{68}Se are displayed. They show a significant (β, γ) dependence. Broadly speaking, the monopole pairing decreases while the quadrupole pairing increases as β increases.

C. Properties of the LQRPA modes

In Fig. 3 the frequencies squared $\omega_i^2(\beta, \gamma)$ of various LQRPA modes calculated for ^{68}Se are plotted as functions of β and γ . In the region of the (β, γ) plane where the collective potential energy is less than about 5 MeV, we can easily identify two collective modes among many LQRPA modes, whose $\omega_i^2(\beta, \gamma)$ are much lower than those of other modes. Therefore we adopt the two lowest-frequency modes to derive the collective Hamiltonian. This result of the numerical calculation supports our assumption that there exists a 2D hypersurface associated with large-amplitude quadrupole shape vibrations, which is approximately decoupled from other degrees of freedom. The situation changes when the collective potential energy exceeds about 5 MeV and/or the monopole-pairing gap becomes small. A typical example is presented in

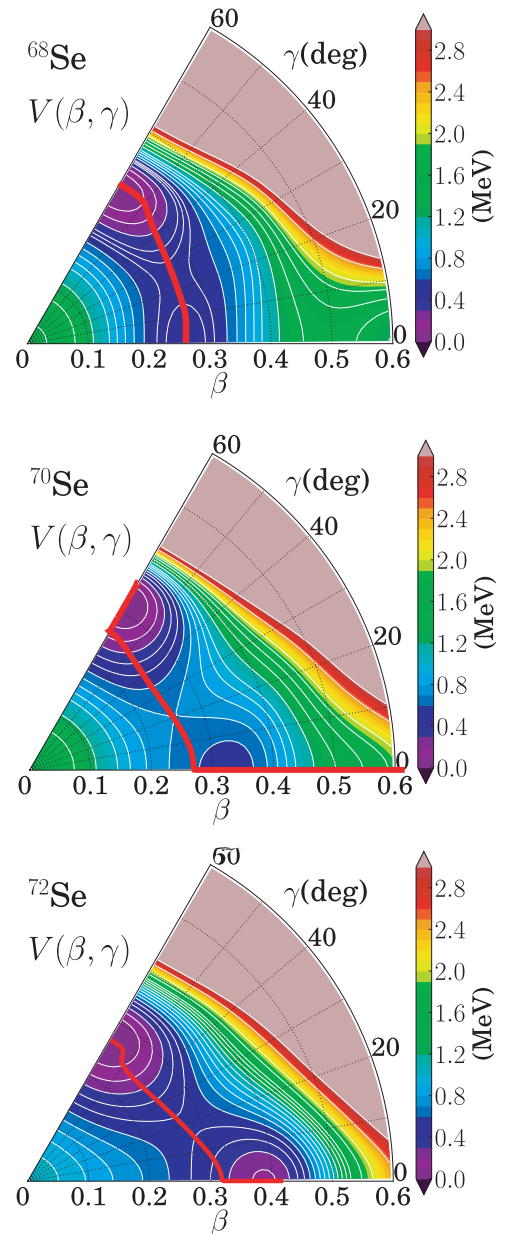


FIG. 1. (Color online) Collective potential $V(\beta, \gamma)$ for $^{68,70,72}\text{Se}$. The regions higher than 3 MeV (measured from the oblate HB minima) are drawn by the rose-brown color. 1D collective paths connecting the oblate and prolate local minima are determined by using the ASCC method and depicted with bold red lines.

the bottom panel of Fig. 3. It becomes hard to identify two collective modes that are well separated from other modes when $\beta > 0.4$, where the collective potential energy is high (see Fig. 1) and the monopole-pairing gap becomes small (see Fig. 2). In this example, the second-lowest LQRPA mode in the $0.4 < \beta < 0.5$ region has pairing-vibrational character, but becomes noncollective for $\beta > 0.5$. In fact, many noncollective two-quasiparticle modes appear in its neighborhood. This region in the (β, γ) plane is not important, however, because only tails of the collective wave function enter into this region.

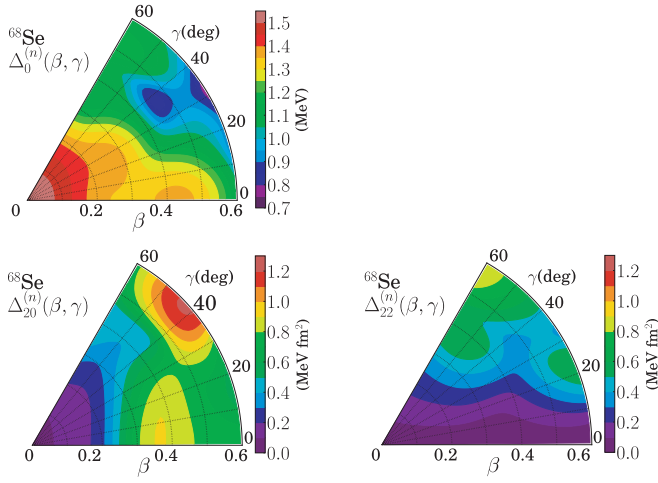


FIG. 2. (Color online) Monopole-pairing and quadrupole-pairing gaps for neutrons of ^{68}Se are plotted in the (β, γ) deformation plane. (upper left) Monopole pairing gap $\Delta_0^{(n)}$. (lower left) Quadrupole pairing gap $\Delta_{20}^{(n)}$. (lower right) Quadrupole pairing gap $\Delta_{22}^{(n)}$. See Ref. [46] for definitions of $\Delta_0^{(n)}$, $\Delta_{20}^{(n)}$, and $\Delta_{22}^{(n)}$.

It may be useful to set up a prescription that works even in a difficult situation where it is not apparent how to choose two collective LQRPA modes. We find that the following prescription always works well for selecting two collective modes among many LQRPA modes. This may be called a minimal metric criterion. At each point on the (β, γ) plane, we evaluate the vibrational part of the metric $W(\beta, \gamma)$ given by Eq. (44) for all combinations of two LQRPA modes, and find the pair that gives the minimum value. We show in Fig. 4 how this prescription actually works. In this figure, the $W(\beta, \gamma)$ values are plotted as functions of β and γ for many pairs of the LQRPA modes. In the situations where the two lowest-frequency LQRPA modes are well separated from other modes, this prescription gives the same results as choosing the two lowest-frequency modes (see the top and middle panels). However, a pair of the LQRPA modes different from the lowest two modes is chosen by this prescription in the region mentioned previously (the bottom panel). This choice may be better than that using the lowest-frequency criterion because we often find that a normal mode of pairing vibrational character becomes the second-lowest LQRPA mode when the monopole-pairing gap significantly decreases in the region of large β . The small values of the vibrational metric implies that the direction of the infinitesimal displacement associated with the pair of the LQRPA modes has a large projection onto the (β, γ) plane. Therefore, this prescription may be well suited to our purpose of deriving the collective Hamiltonian for the (β, γ) variables. It remains as an interesting open question for the future to examine whether or not the explicit inclusion of the pairing vibrational degree of freedom as another collective variable will give us a better description in such situations.

D. Vibrational masses

In Fig. 5 the vibrational masses calculated for ^{68}Se are displayed. We see that their values exhibit a significant

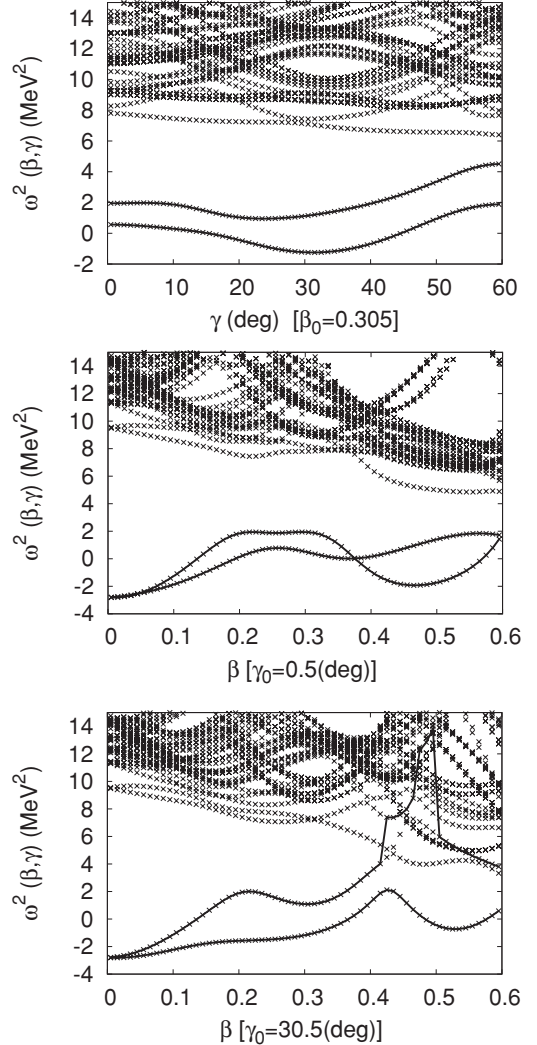


FIG. 3. Frequencies squared ω^2 of the LQRPA modes calculated for ^{68}Se are plotted as functions of β or γ . The LQRPA modes adopted for calculation of the vibrational masses are connected with solid lines. (top) Dependence on γ at $\beta = 0.3$. (middle) Dependence on β along the $\gamma = 0.5^\circ$ line. (bottom) Dependence on β along the $\gamma = 30.5^\circ$ line.

variation in the (β, γ) plane. In particular, the increase in the large β region is remarkable.

Figure 6 shows how the ratios of the LQRPA vibrational masses to the IB vibrational masses vary on the (β, γ) plane. It is clearly seen that the LQRPA vibrational masses are considerably larger than the IB vibrational masses and their ratios change depending on β and γ . In this calculation, the IB vibrational masses are evaluated using the well-known formula

$$D_{\xi_i \xi_j}^{(\text{IB})}(\beta, \gamma) = 2 \sum_{\mu\bar{\nu}} \frac{\langle \mu\bar{\nu} | \frac{\partial \hat{H}_{\text{CHB}}}{\partial \xi_i} | 0 \rangle \langle 0 | \frac{\partial \hat{H}_{\text{CHB}}}{\partial \xi_j} | \mu\bar{\nu} \rangle}{[E_\mu(\beta, \gamma) + E_{\bar{\nu}}(\beta, \gamma)]^3},$$

$$(\xi_i = \beta \text{ or } \gamma), \quad (52)$$

where $E_\mu(\beta, \gamma)$, $|0\rangle$, and $|\mu\bar{\nu}\rangle$ denote the quasiparticle energy, the CHB state $|\phi(\beta, \gamma)\rangle$, and the two-quasiparticle state

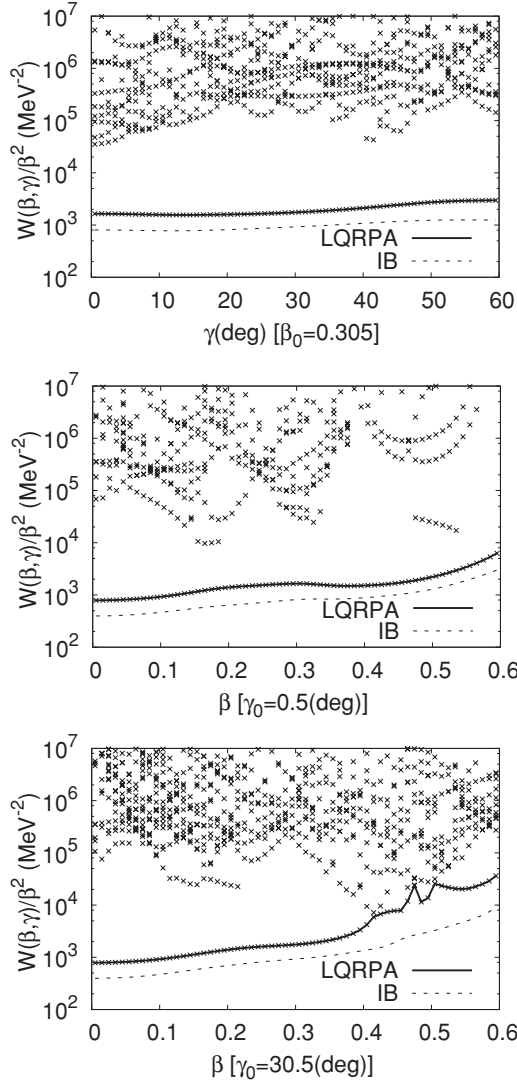


FIG. 4. Dependence on β and γ of the vibrational part of the metric $W(\beta, \gamma)$ calculated for ^{68}Se . (top) Dependence on γ at $\beta = 0.3$. (middle) Dependence on β along the $\gamma = 0.5^\circ$ line. (bottom) Dependence on β along the $\gamma = 30.5^\circ$ line. The cross symbols indicate values of the vibrational metric calculated for various choices of two LQRPA modes from among the lowest 40 LQRPA modes; the lowest mode is always chosen and the other is from the remaining 39 modes. The smallest vibrational metric is shown by solid line. For reference, the vibrational metric calculated using the IB vibrational mass is indicated by broken lines.

$a_\mu^\dagger a_\nu^\dagger |\phi(\beta, \gamma)\rangle$, respectively (see Ref. [46] for the meaning of the indices μ and $\bar{\nu}$).

The vibrational masses calculated for $^{70,72}\text{Se}$ exhibit behaviors similar to those for ^{68}Se .

E. Rotational masses

In Fig. 7, the LQRPA rotational masses $D_k(\beta, \gamma)$ calculated for ^{68}Se are displayed. Similarly to the vibrational masses discussed previously, the LQRPA rotational masses also exhibit a remarkable variation over the (β, γ)

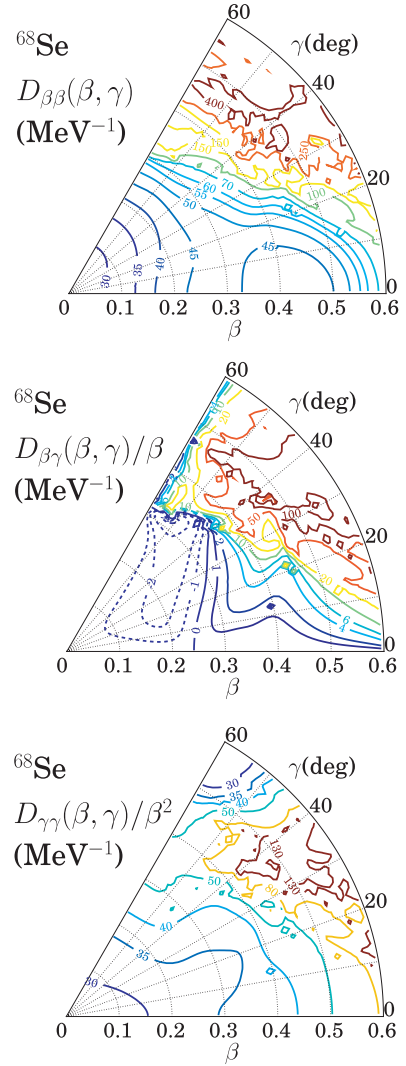


FIG. 5. (Color online) Vibrational masses $D_{\beta\beta}(\beta, \gamma)$, $D_{\beta\gamma}(\beta, \gamma)/\beta$, and $D_{\gamma\gamma}(\beta, \gamma)/\beta^2$, in units of MeV^{-1} calculated for ^{68}Se .

plane, indicating a significant deviation from the irrotational property.

Figure 8 shows how the ratios of the LQRPA rotational masses $D_k(\beta, \gamma)$ to the IB cranking masses $D_k^{(\text{IB})}(\beta, \gamma)$ vary on the (β, γ) plane. The rotational masses calculated for $^{70,72}\text{Se}$ exhibit behaviors similar to those for ^{68}Se .

As we have seen in Figs. 5 through 8, not only the vibrational and rotational masses, but also their ratios to the IB cranking masses exhibit an intricate dependence on β and γ . For instance, it is clearly seen that the ratios, $D_k(\beta, \gamma)/D_k^{(\text{IB})}(\beta, \gamma)$, gradually increase as β decreases. This result is consistent with the calculation by Hamamoto and Nazarewicz [54], where it is shown that the ratio of the Migdal term to the cranking term in the rotational moment of inertia (about the first axis) increases as β decreases. Needless to say, the Migdal term (also called the Thouless-Valation correction) corresponds to the time-odd mean-field contribution taken into account in the LQRPA rotational masses so that the result of Ref. [54] implies that the ratio $D_1(\beta, \gamma)/D_1^{(\text{IB})}(\beta, \gamma)$, increases

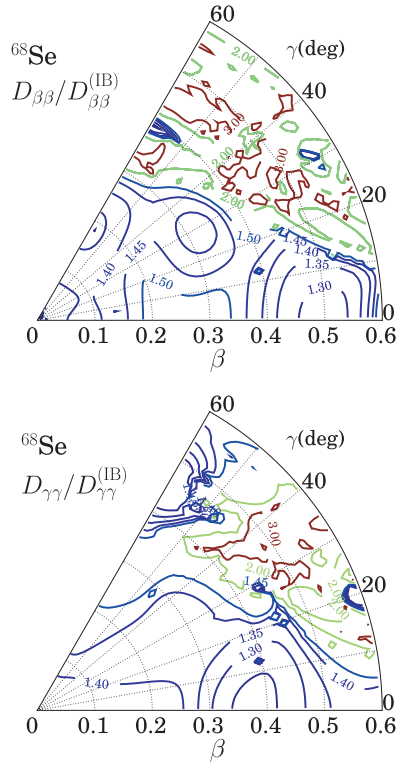


FIG. 6. (Color online) Ratios of the LQRPA vibrational masses to the IB vibrational masses $D_{\beta\beta}/D_{\beta\beta}^{(IB)}$ and $D_{\gamma\gamma}/D_{\gamma\gamma}^{(IB)}$, calculated for ^{68}Se .

as β decreases, in agreement with our result. To understand this behavior, it is important to note that, in the present calculation, the dynamical effect of the time-odd mean-field on $D_1(\beta, \gamma)$ is associated with the $K = 1$ component of the quadrupole-pairing interaction and it always works and increase the rotational masses, in contrast to the behavior of the static quantities like the magnitude of the quadrupole-pairing gaps Δ_{20} and Δ_{22} , which diminish in the spherical shape limit. Obviously, this qualitative feature holds true irrespective of the details of our choice of the monopole-pairing and quadrupole-pairing interaction strengths.

The previous results of the calculation obviously indicate the need to take into account the time-odd contributions to the vibrational and rotational masses by going beyond the IB cranking approximation. In Refs. [29–32], a phenomenological prescription is adopted to remedy the shortcoming of the IB cranking masses; that is, a constant factor in the range 1.40–1.45 is multiplied to the IB rotational masses. This prescription is, however, insufficient in the following points. First, the scaling only of the rotational masses (leaving the vibrational masses aside) violates the symmetry requirement for the 5D collective quadrupole Hamiltonian [1–3] (a similar comment is made in Ref. [4]). Second, the ratios take different values for different LQRPA collective masses ($D_{\beta\beta}$, $D_{\beta\gamma}$, $D_{\gamma\gamma}$, D_1 , D_2 , and D_3). Third, for every collective mass, the ratio exhibits an intricate dependence on β and γ . Thus, it may be quite insufficient to simulate the time-odd mean-field contributions to the collective masses by scaling the IB cranking masses with a common multiplicative factor.

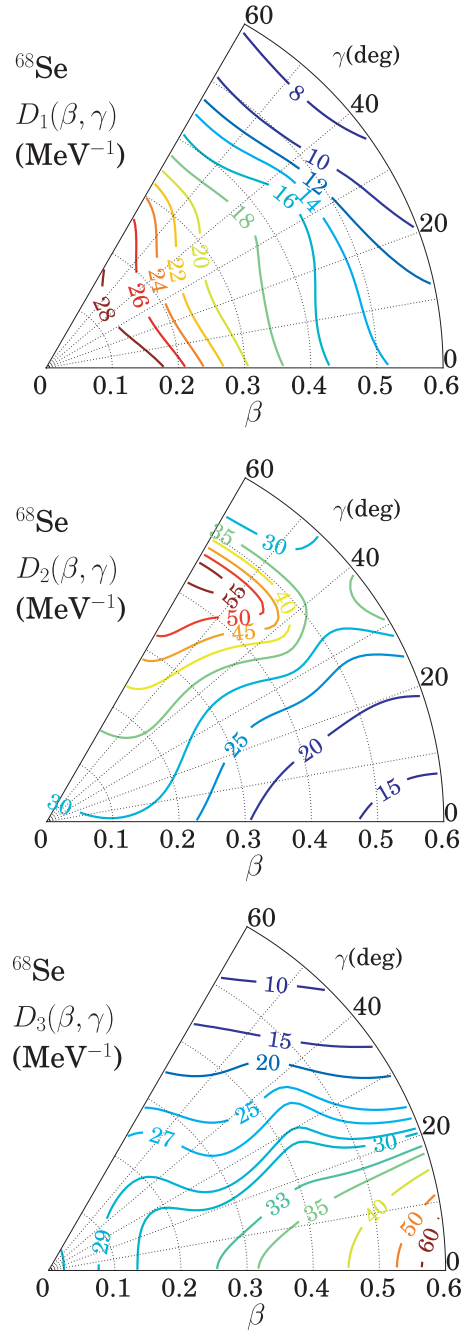


FIG. 7. (Color online) Rotational masses $D_k(\beta, \gamma)$ in units of MeV^{-1} , calculated for ^{68}Se . See Eq. (39) for the relation with the rotational moments of inertia $\mathcal{J}_k(\beta, \gamma)$.

F. Check of self-consistency along the collective path

As discussed in Sec. II, the CHB + LQRPA method is a practical approximation to the ASCC method. It is certainly desirable to examine the accuracy of this approximation by carrying out a fully self-consistent calculation. Although, at the present time, such a calculation is too demanding to carry out for a whole region of the (β, γ) plane, we can check the accuracy at least along the 1D collective path. This is because the 1D collective path is determined by carrying out a fully self-consistent ASCC calculation for a single set of the

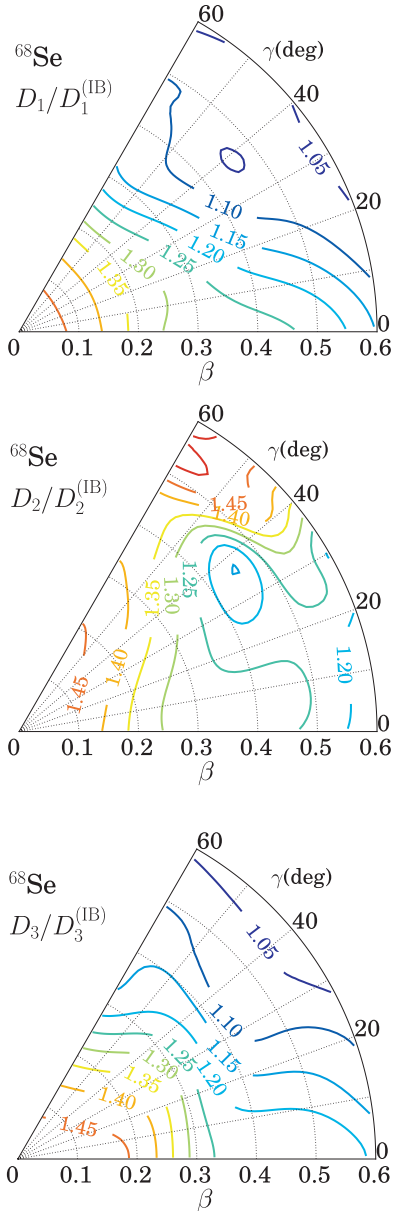


FIG. 8. (Color online) Ratios of the LQRPA rotational masses to the IB rotational masses, $D_k(\beta, \gamma)/D_k^{(\text{IB})}(\beta, \gamma)$, calculated for ^{68}Se .

collective coordinate and momentum. The 1D collective paths projected onto the (β, γ) plane are displayed in Fig. 1. Let us use a notation $|\phi(q)\rangle$ for the moving-frame HB state obtained by self-consistently solving the ASCC equations for a single collective coordinate q [46,47]. To distinguish from it, we write the CHB state as $|\phi(\beta(q), \gamma(q))\rangle$. This notation means that the values of β and γ are specified by the collective coordinate q along the collective path. In other words, $|\phi(\beta(q), \gamma(q))\rangle$ has the same expectation values of the quadrupole operator as those of $|\phi(q)\rangle$. It is important to note, however, that they are different from each other because $|\phi(\beta(q), \gamma(q))\rangle$ is a solution of the CHB equation, which is an approximation of the moving-frame HB equation. Let us evaluate various physical quantities using the two state vectors and compare the results.

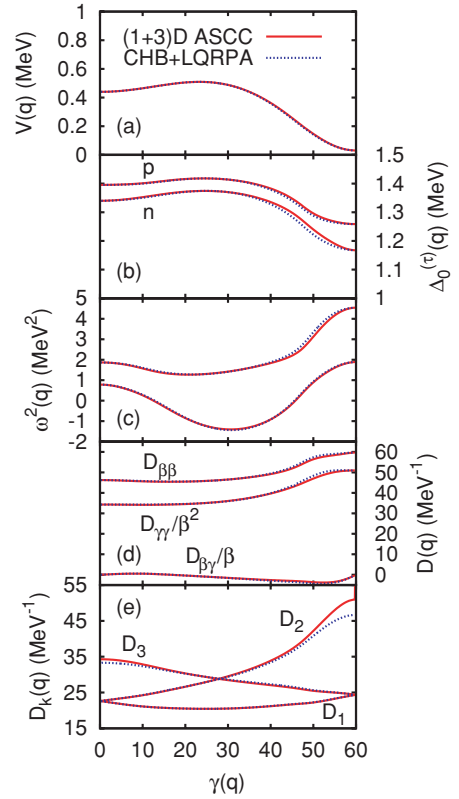


FIG. 9. (Color online) Comparison of physical quantities evaluated with the CHB + LQRPA approximation and those with the ASCC method. Both calculations are carried out along the 1D collective path for ^{68}Se and the results are plotted as a function of $\gamma(q)$. From the top to the bottom: (a) the collective potential, (b) monopole-pairing gaps, $\Delta_0^{(n)}$ and $\Delta_0^{(p)}$, for neutrons and protons, (c) frequencies squared ω^2 of the lowest and the second-lowest modes obtained by solving the moving-frame QRPA and the LQRPA equations, and (d) vibrational masses, $D_{\beta\beta}$, $D_{\beta\gamma}/\beta$, and $D_{\gamma\gamma}/\beta^2$, and (e) rotational masses D_k . In almost all cases, the results of the two calculations are indistinguishable because they agree within the widths of the line.

In Fig. 9 various physical quantities (the pairing gaps, the collective potential, the frequencies of the local normal modes, the rotational masses, and vibrational masses) calculated using the moving-frame HB state $|\phi(q)\rangle$ and the CHB state $|\phi(\beta(q), \gamma(q))\rangle$ are presented and compared. These calculations are carried out along the 1D collective path for ^{68}Se . Apparently, the results of the two calculations are indistinguishable in almost all cases because they agree within the widths of the line. This good agreement implies that the CHB + LQRPA is an excellent approximation to the ASCC method along the collective path on the (β, γ) plane. As we shall see in the next section, collective wave functions distribute around the collective path. Therefore, it may be reasonable to expect that the CHB + LQRPA method is a good approximation to the ASCC method and suited, at least, for describing the oblate-prolate shape mixing dynamics in $^{68,70,72}\text{Se}$.

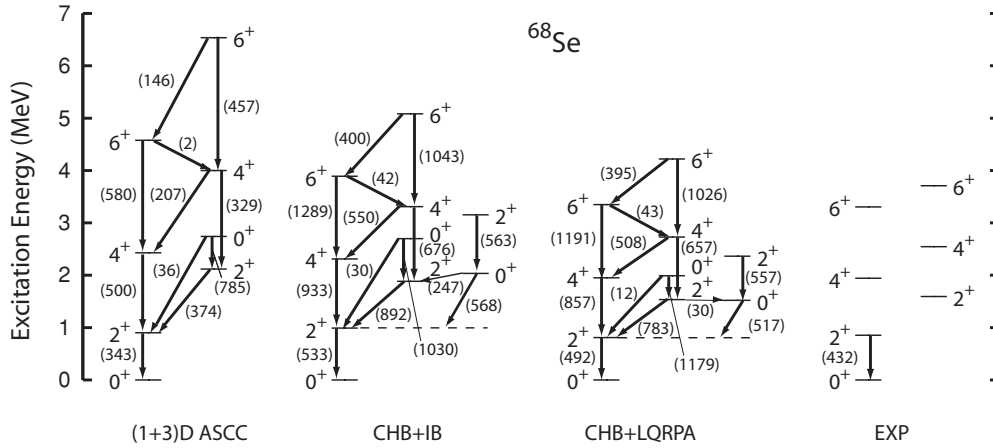


FIG. 10. Excitation spectra and $B(E2)$ values calculated for ^{68}Se by means of the CHB + LQRPA method (denoted CHB + LQRPA) and experimental data [5–7]. For comparison, results calculated using the IB cranking masses (denoted CHB + IB) and those obtained using the (1 + 3)D version of the ASCC method [denoted (1 + 3)D ASCC] are also shown. Only $B(E2)$'s larger than 1 Weisskopf unit [in the (1+3)D ASCC and/or the CHB + LQRPA calculations] are shown in units of $e^2\text{fm}^4$.

IV. LARGE-AMPLITUDE SHAPE-MIXING PROPERTIES OF $^{68,70,72}\text{Se}$

We calculated collective wave functions solving the collective Schrödinger equation (40) and evaluated excitation spectra, quadrupole transition probabilities, and spectroscopic quadrupole moments. The results for low-lying states in $^{68,70,72}\text{Se}$ are presented in Figs. 10–15.

In Figs. 10, 12, and 14, excitation spectra and $B(E2)$ values for ^{68}Se , ^{70}Se , and ^{72}Se , calculated with the CHB + LQRPA method, are displayed together with the experimental data. The eigenstates are labeled with $I^\pi = 0^+, 2^+, 4^+$, and 6^+ . In these figures, results obtained using the IB cranking masses are also shown for the sake of comparison. Furthermore, the results calculated with the (1 + 3)D version of the ASCC method reported in our previous article [47] are shown also for

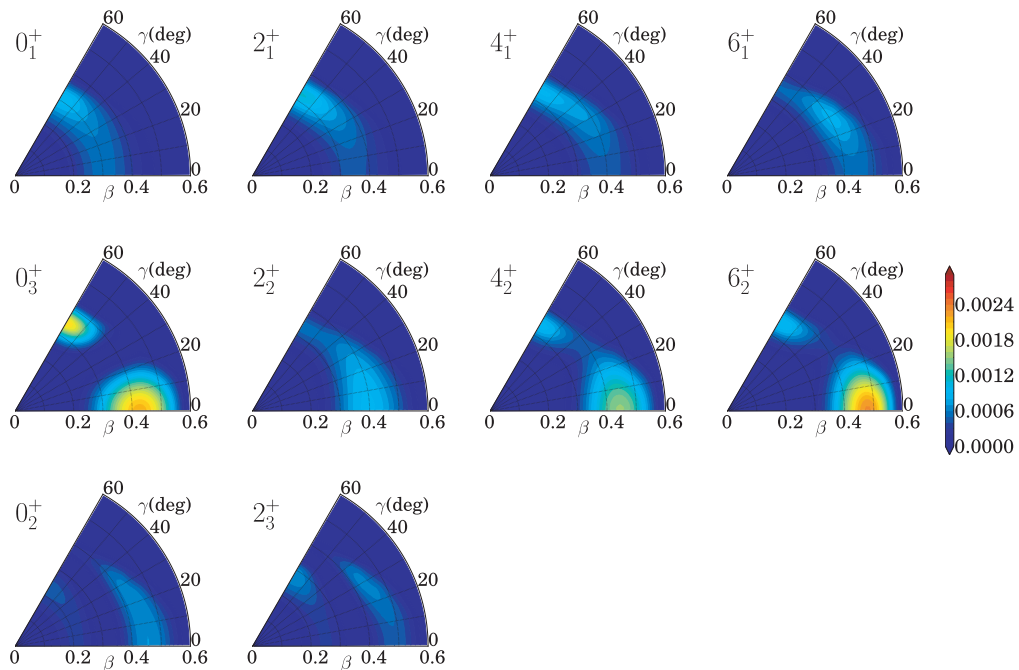


FIG. 11. (Color online) Vibrational wave functions squared $\beta^4 |\Phi_{Ik}(\beta, \gamma)|^2$, calculated for ^{68}Se .

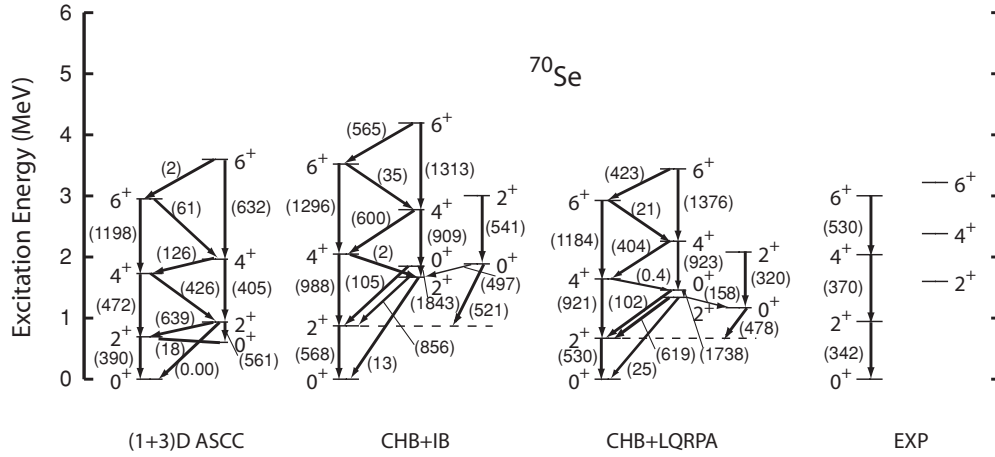


FIG. 12. Same as Fig. 10 but for ^{70}Se . Experimental data are taken from Refs. [8,41].

comparison with the 5D calculations. We use the abbreviation (1 + 3)D to indicate that a single collective coordinate along the collective path describing large-amplitude vibration and three rotational angles associated with the rotational motion are taken into account in these calculations. The classification of the calculated low-lying states into families of two or three rotational bands is made according to the properties of their vibrational wave functions. These vibrational wave functions are displayed in Figs. 11, 13, and 15. In these figures, only the β^4 factor in the volume element (49) are

multiplied to the vibrational wave functions squared leaving the $\sin 3\gamma$ factor aside. This is because all vibrational wave functions look triaxial and the probability at the oblate and prolate shapes vanish if the $\sin 3\gamma$ factor is multiplied by them.

Let us first summarize the results of the CHB + LQRPA calculation. The most conspicuous feature of the low-lying states in these proton-rich Se isotopes is the dominance of the large-amplitude vibrational motion in the triaxial shape degree of freedom. In general, the vibrational wave function

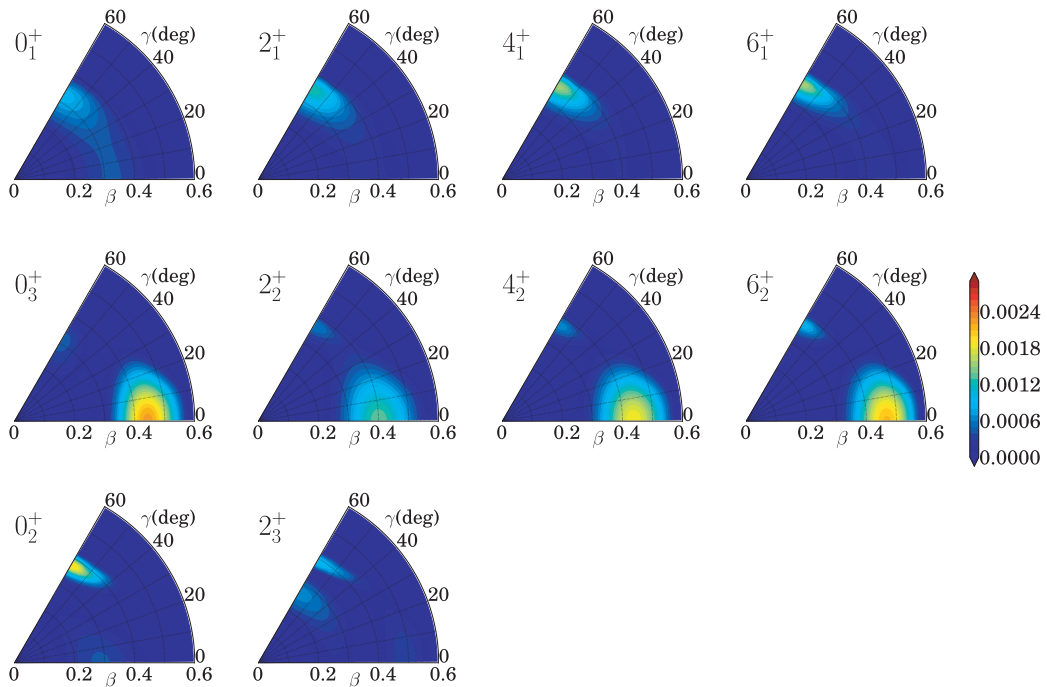


FIG. 13. (Color online) Same as Fig. 11 but for ^{70}Se .

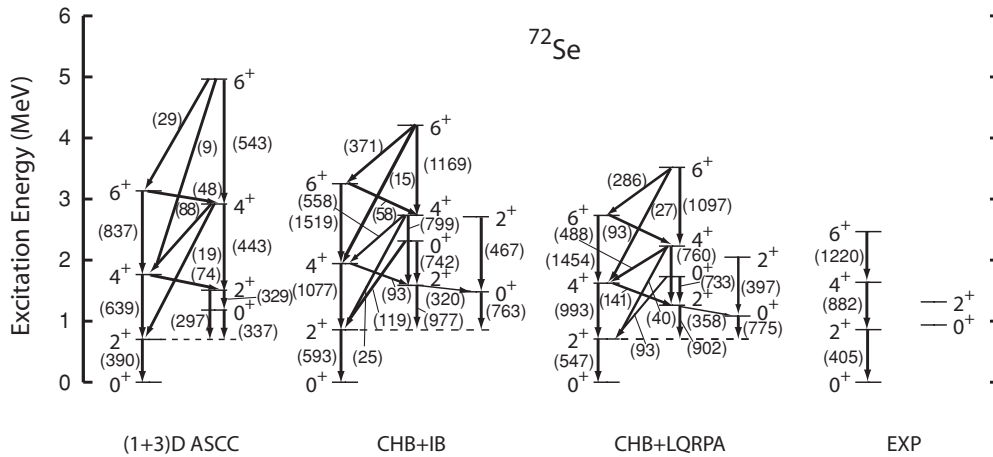


FIG. 14. Same as Fig. 10 but for ^{72}Se . Experimental data are taken from Refs. [8,42].

extends over the triaxial region between the oblate ($\gamma = 60^\circ$) and the prolate ($\gamma = 0^\circ$) shapes. In particular, this is the case for the 0^+ states causing their peculiar behaviors; for instance, we obtain two excited 0^+ states located slightly below or above the 2^+ state. Relative positions between these excited states are quite sensitive to the interplay of large-amplitude γ -vibrational modes and the β -vibrational modes. This result of the calculation is consistent with the available experimental data where the excited 0^+ state has not yet been found, but more experimental data are needed to examine the validity of

the theoretical prediction. In the following, let us examine the characteristic features of the theoretical spectra more closely for individual nuclei.

For ^{68}Se , we obtain the third band in low energy. The 0^+ and 2^+ states belonging to this band are also shown in Fig. 10. Their vibrational wave functions exhibit nodes in the β direction (see Fig. 11) indicating that a β -vibrational mode is excited on top of the large-amplitude γ vibrations. As a matter of course, this kind of state is outside of the scope of the (1 + 3)D calculation. The vibrational wave functions

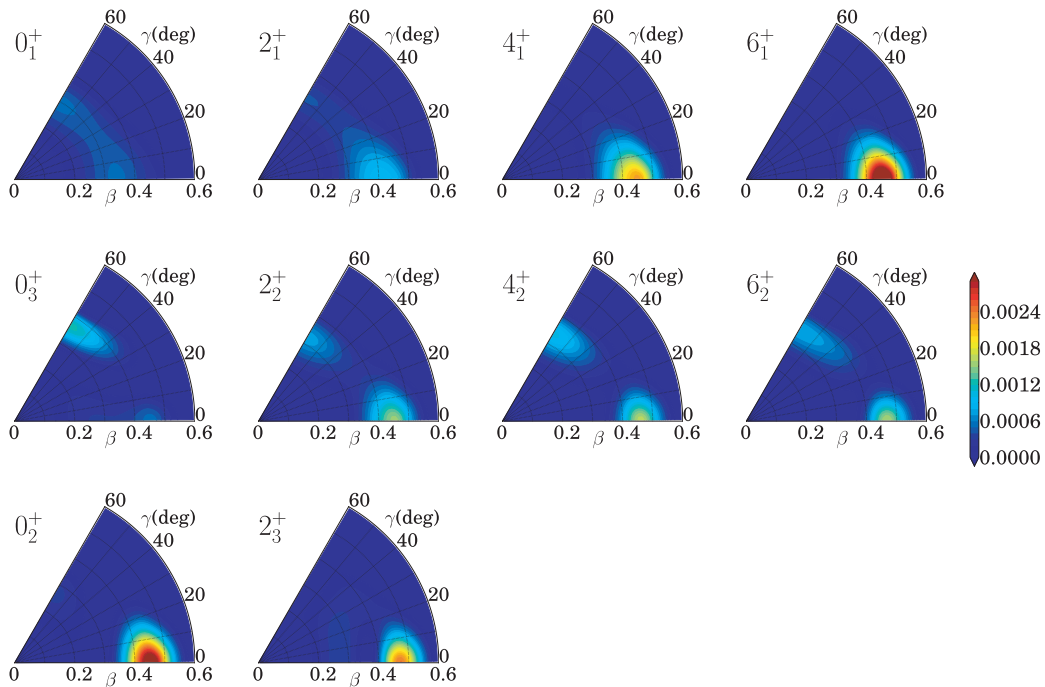


FIG. 15. (Color online) Same as Fig. 11 but for ^{72}Se .

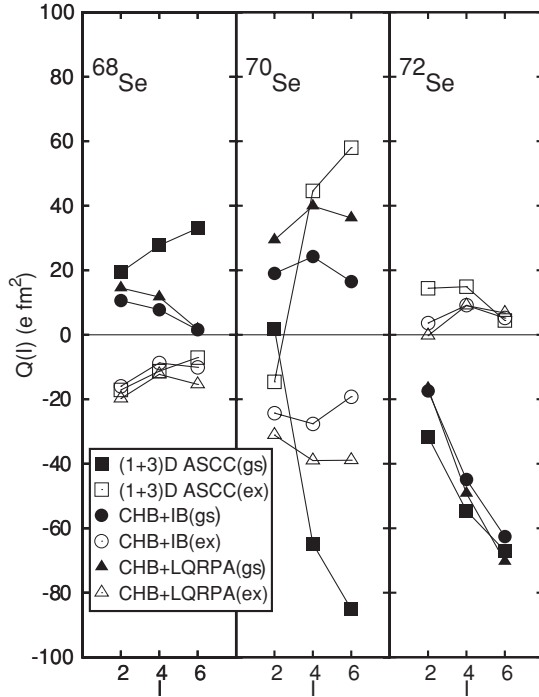


FIG. 16. Spectroscopic quadrupole moments for $^{68,70,72}\text{Se}$. Values calculated with the LQRPA collective masses are shown with the triangles. For comparison, values calculated with the IB collective masses and those obtained with the (1 + 3)D version of the ASCC method are also shown with the squares and the circles, respectively. The filled symbols show the values for the yrast states, while the open symbols those for the yrare states.

of the yrast 2_1^+ and 4_1^+ states exhibit localization in a region around the oblate shape, while the yrare 2_2^+ , 4_2^+ , and 6_2^+ states localize around the prolate shape. It is apparent, however, that all the wave functions significantly extend from $\gamma = 0^\circ$ to 60° over the triaxial region, indicating the γ -soft character of these states. In particular, the yrare 4_2^+ and 6_2^+ wave functions exhibit a two-peak structure consisting of the prolate and oblate peaks. The peaks of the vibrational wave function gradually shift toward a region of larger β as the angular momentum increases. This is a centrifugal effect decreasing the rotational energy by increasing the moment of inertia. In the (1 + 3)D calculation, this effect is absent because the collective path is fixed at the ground state. Thus, the 5D calculation yields, for example, a much larger value for $B(E2; 6_1^+ \rightarrow 4_1^+)$ in comparison with the (1 + 3)D calculation. Actually, in the 5D CHB + LQRPA calculation, the wave function of the yrast 6_1^+ state localizes in the triaxial region (see Fig. 11) where the moment of inertia takes a maximum value. This leads to a small value for the spectroscopic quadrupole moment (see Fig. 16) because of the cancellation between the contributions from the oblate-like and prolate-like regions. This cancellation mechanism due to the large-amplitude γ fluctuation is effective also in other states; although the spectroscopic quadrupole moments of the yrast 2_1^+ and 4_1^+ (yrare 2_2^+ , 4_2^+ , and 6_2^+) states are positive (negative) indicating their oblate-like (prolate-like) character, their absolute magnitudes are rather small.

The $E2$ -transition probabilities exhibit a pattern reminiscent of the γ -unstable situation; for instance, $B(E2; 6_2^+ \rightarrow 6_1^+)$, $B(E2; 4_2^+ \rightarrow 4_1^+)$, and $B(E2; 2_2^+ \rightarrow 2_1^+)$ are much larger than $B(E2; 6_2^+ \rightarrow 4_1^+)$, $B(E2; 4_2^+ \rightarrow 2_1^+)$, and $B(E2; 2_2^+ \rightarrow 0_1^+)$; see Fig. 10. Thus, the low-lying states in ^{68}Se may be characterized as an intermediate situation between the oblate-prolate shape coexistence and the Wilets-Jean γ -unstable model [55]. Using the phenomenological Bohr-Mottelson collective Hamiltonian, we showed in Ref. [56] that it is possible to describe the oblate-prolate shape coexistence and the γ -unstable situation in a unified way varying a few parameters controlling the degree of oblate-prolate asymmetry in the collective potential and the collective masses. The two-peak structure seen in the 4_2^+ and 6_2^+ states may be considered as one of the characteristics of the intermediate situation. It thus appears that the excitation spectrum for ^{68}Se (Fig. 10) serves as a typical example of the transitional phenomena from the γ -unstable to the oblate-prolate shape coexistence situations.

Let us make a comparison between the spectra in Fig. 10 obtained with the LQRPA collective masses and that with the IB cranking masses. It is obvious that the excitation energies are appreciably overestimated in the latter. This result is as expected from the too low values of the IB cranking masses. The result of our calculation is in qualitative agreement with the HFB-based configuration-mixing calculation reported by Ljungvall *et al.* [8] in that both calculations indicate the oblate (prolate) dominance for the yrast (yrare) band in ^{68}Se . Quite recently, the $B(E2; 2_1^+ \rightarrow 0_1^+)$ value was measured in the experiment [7]. The calculated value ($492 e^2\text{fm}^4$) is in fair agreement with the experimental data ($432 e^2\text{fm}^4$).

The result of the calculation for ^{70}Se (Figs. 12 and 13) is similar to that for ^{68}Se . The vibrational wave functions of the yrast 2_1^+ , 4_1^+ , and 6_1^+ states localize in a region around the oblate shape, exhibiting, at the same time, long tails in the triaxial direction. We note here that, differently from the ^{68}Se case, the 6_1^+ wave function keeps the oblate-like structure. However, the yrare 2_2^+ , 4_2^+ , and 6_2^+ states localize around the prolate shape, exhibiting, at the same time, small secondary bumps around the oblate shape. For the yrare 2_2^+ state, we obtain a strong oblate-prolate shape mixing in the (1 + 3)D calculation [47]. This mixing becomes weaker in the present 5D calculation, resulting in the reduction of the $B(E2; 4_1^+ \rightarrow 2_2^+)$ value. Similarly to ^{68}Se , we obtain two excited 0^+ states in low energy. We see considerable oblate-prolate shape mixings in their vibrational wave functions, but, somewhat differently from those in ^{68}Se , the second and third 0^+ states in ^{70}Se exhibit clear peaks at the oblate and prolate shapes, respectively. Their energy ordering is quite sensitive to the interplay of the large-amplitude γ vibration and the β vibrational modes. The calculated spectrum for ^{70}Se is in fair agreement with the recent experimental data [41], although the $B(E2)$ values between the yrast states are overestimated.

The result of the calculation for ^{72}Se (Figs. 14 and 15) presents a feature somewhat different from those for ^{68}Se and ^{70}Se ; that is, the yrast 2_1^+ , 4_1^+ , and 6_1^+ states localize around the prolate shape instead of the oblate shape. The localization

develops with increasing angular momentum. Nevertheless, similarly to the $^{68,70}\text{Se}$ cases, the yrare 2_2^+ , 4_2^+ , and 6_2^+ states exhibit the two-peak structure. The spectroscopic quadrupole moments of the 2_1^+ , 4_1^+ , and 6_1^+ states are negative, and their absolute magnitude increases with increasing angular momentum (see Fig. 16) reflecting the developing prolate character in the yrast band, while those of the yrare states are small because of the two-peak structure of their vibrational wave functions, that is, due to the cancellation of the contributions from the prolate-like and oblate-like regions. Also for ^{72}Se , we obtain two excited 0^+ states in low energy, but they show features somewhat different from the corresponding excited 0^+ states in $^{68,70}\text{Se}$. Specifically, the vibrational wave functions of the second and third 0^+ states exhibit peaks at the prolate and oblate shape, respectively. As seen in Fig. 14, our results of the calculation for the excitation energies and $B(E2)$ values are in good agreement with the recent experimental data [8] for the yrast 2_1^+ , 4_1^+ , and 6_1^+ states in ^{72}Se . Experimental $E2$ -transition data are awaited for understanding the nature of the observed excited band.

V. CONCLUSION

On the basis of the ASCC method, we developed a practical microscopic approach, called CHFB + LQRPA, of deriving the 5D quadrupole collective Hamiltonian and confirmed its efficiency by applying it to the oblate-prolate shape coexistence/mixing phenomena in proton-rich $^{68,70,72}\text{Se}$. The results of the numerical calculation for the excitation energies and $B(E2)$ values are in good agreement with the recent experimental data [7,8] for the yrast 2_1^+ , 4_1^+ , and 6_1^+ states in these nuclei. It is shown that the time-odd components of the moving mean-field significantly increase the vibrational and rotational collective masses and make the theoretical spectra in much better agreement with the experimental data than calculations using the IB cranking masses. Our analysis clearly indicates that low-lying states in these nuclei possess

a transitional character between the oblate-prolate shape coexistence and the so-called γ -unstable situation where large-amplitude triaxial-shape fluctuations play a dominant role.

Finally, we would like to list a few issues for the future that seem particularly interesting. First, a fully self-consistent solution of the ASCC equations for determining the 2D collective hypersurface and examination of the validity of the approximations adopted in this article in the derivation of the CHFB + LQRPA scheme. Second, the application to various kinds of collective spectra associated with large-amplitude collective motions near the yrast lines (as listed in Ref. [28]). Third, the possible extension of the quadrupole collective Hamiltonian by explicitly treating the pairing vibrational degrees of freedom as additional collective coordinates. Fourth, the use of the Skyrme energy functionals + density-dependent contact pairing interaction in place of the P + Q force and then modern density functionals currently under active development. Fifth, the application of the CHFB + LQRPA scheme to fission dynamics. The LQRPA approach enables us to evaluate, without the need of numerical derivatives, the collective inertia masses including the time-odd mean-field effects.

ACKNOWLEDGMENTS

Two of the authors (K.S. and N.H.) are supported by the Junior Research Associate Program and the Special Postdoctoral Researcher Program of RIKEN, respectively. The numerical calculations were carried out on Altix3700 BX2 at Yukawa Institute for Theoretical Physics in Kyoto University and RIKEN Cluster of Clusters (RICC) facility. This work is supported by Grants-in-Aid for Scientific Research (Grants No. 20105003, 20540259, and 21340073) from the Japan Society for the Promotion of Science and the JSPS Core-to-Core Program “International Research Network for Exotic Femto Systems.”

-
- [1] A. Bohr and B. R. Mottelson, *Nuclear Structure* (Benjamin, Reading, MA, 1975), Vol. II.
 - [2] S. T. Belyaev, *Nucl. Phys.* **64**, 17 (1965).
 - [3] K. Kumar and M. Baranger, *Nucl. Phys. A* **92**, 608 (1967).
 - [4] L. Próchniak and S. G. Rohoziński, *J. Phys. G* **36**, 123101 (2009).
 - [5] S. M. Fischer, C. J. Lister, and D. P. Balamuth, *Phys. Rev. C* **67**, 064318 (2003).
 - [6] S. M. Fischer, D. P. Balamuth, P. A. Hausladen, C. J. Lister, M. P. Carpenter, D. Seweryniak, and J. Schwartz, *Phys. Rev. Lett.* **84**, 4064 (2000).
 - [7] A. Obertelli *et al.*, *Phys. Rev. C* **80**, 031304 (2009).
 - [8] J. Ljungvall *et al.*, *Phys. Rev. Lett.* **100**, 102502 (2008).
 - [9] D. R. Inglis, *Phys. Rev.* **96**, 1059 (1954).
 - [10] S. T. Beliaev, *Nucl. Phys.* **24**, 322 (1961).
 - [11] K. Kumar, *Nucl. Phys. A* **231**, 189 (1974).
 - [12] K. Pomorski, T. Kaniowska, A. Sobiczewski, and S. G. Rohoziński, *Nucl. Phys. A* **283**, 394 (1977).
 - [13] S. G. Rohoziński, J. Dobaczewski, B. Nerlo-Pomorska, K. Pomorski, and J. Srebrny, *Nucl. Phys. A* **292**, 66 (1977).
 - [14] J. Dudek, W. Dudek, E. Ruchowska, and J. Skalski, *Z. Phys. A* **294**, 341 (1980).
 - [15] M. Baranger and M. Vénéroni, *Ann. Phys. (NY)* **114**, 123 (1978).
 - [16] J. Dobaczewski and J. Skalski, *Nucl. Phys. A* **369**, 123 (1981).
 - [17] F. Villars, *Nucl. Phys. A* **285**, 269 (1977).
 - [18] K. Goeke and P.-G. Reinhard, *Ann. Phys. (NY)* **112**, 328 (1978).
 - [19] D. J. Rowe and R. Bassermann, *Can. J. Phys.* **54**, 1941 (1976).
 - [20] T. Marumori, *Prog. Theor. Phys.* **57**, 112 (1977).
 - [21] J. Libert, M. Girod, and J.-P. Delaroche, *Phys. Rev. C* **60**, 054301 (1999).
 - [22] M. K. Pal, D. Zawischa, and J. Speth, *Z. Phys. A* **272**, 387 (1975).
 - [23] N. R. Walet, G. Do Dang, and A. Klein, *Phys. Rev. C* **43**, 2254 (1991).
 - [24] D. Almeded and N. R. Walet, *Phys. Lett. B* **604**, 163 (2004).
 - [25] T. Marumori, T. Maskawa, F. Sakata, and A. Kuriyama, *Prog. Theor. Phys.* **64**, 1294 (1980).
 - [26] M. J. Giannoni and P. Quentin, *Phys. Rev. C* **21**, 2060 (1980).
 - [27] G. D. Dang, A. Klein, and N. R. Walet, *Phys. Rep.* **335**, 93 (2000).
 - [28] K. Matsuyanagi, M. Matsuo, T. Nakatsukasa, N. Hinohara, and K. Sato, *J. Phys. G* **37**, 064018 (2010).

- [29] T. Nikšić, D. Vretenar, G. A. Lalazissis, and P. Ring, *Phys. Rev. Lett.* **99**, 092502 (2007).
- [30] T. Nikšić, Z. P. Li, D. Vretenar, L. Próchniak, J. Meng, and P. Ring, *Phys. Rev. C* **79**, 034303 (2009).
- [31] Z. P. Li, T. Nikšić, D. Vretenar, J. Meng, G. A. Lalazissis, and P. Ring, *Phys. Rev. C* **79**, 054301 (2009).
- [32] Z. P. Li, T. Nikšić, D. Vretenar, and J. Meng, *Phys. Rev. C* **81**, 034316 (2010).
- [33] M. Girod, J.-P. Delaroche, A. Görgen, and A. Obertelli, *Phys. Lett. B* **676**, 39 (2009).
- [34] J. P. Delaroche, M. Girod, J. Libert, H. Goutte, S. Hilaire, S. Péru, N. Pillet, and G. F. Bertsch, *Phys. Rev. C* **81**, 014303 (2010).
- [35] M. Bender, P.-H. Heenen, and P.-G. Reinhard, *Rev. Mod. Phys.* **75**, 121 (2003).
- [36] M. Matsuo, T. Nakatsukasa, and K. Matsuyanagi, *Prog. Theor. Phys.* **103**, 959 (2000).
- [37] P. Ring and P. Schuck, *The Nuclear Many-Body Problem* (Springer-Verlag, Berlin, 1980).
- [38] D. R. Bes and R. A. Sorensen, *Advances in Nuclear Physics* (Plenum Press, New York, 1969), Vol. 2.
- [39] M. Baranger and K. Kumar, *Nucl. Phys. A* **110**, 490 (1968).
- [40] N. Hinohara, T. Nakatsukasa, M. Matsuo, and K. Matsuyanagi, *Prog. Theor. Phys.* **115**, 567 (2006).
- [41] G. Rainovski *et al.*, *J. Phys. G* **28**, 2617 (2002).
- [42] R. Palit, H. C. Jain, P. K. Joshi, J. A. Sheikh, and Y. Sun, *Phys. Rev. C* **63**, 024313 (2001).
- [43] M. Baranger and K. Kumar, *Nucl. Phys. A* **122**, 241 (1968).
- [44] K. Kumar and M. Baranger, *Nucl. Phys. A* **122**, 273 (1968).
- [45] N. Hinohara, T. Nakatsukasa, M. Matsuo, and K. Matsuyanagi, *Prog. Theor. Phys.* **117**, 451 (2007).
- [46] N. Hinohara, T. Nakatsukasa, M. Matsuo, and K. Matsuyanagi, *Prog. Theor. Phys.* **119**, 59 (2008).
- [47] N. Hinohara, T. Nakatsukasa, M. Matsuo, and K. Matsuyanagi, *Phys. Rev. C* **80**, 014305 (2009).
- [48] D. J. Thouless and J. G. Valatin, *Nucl. Phys.* **31**, 211 (1962).
- [49] T. Bengtsson and I. Ragnarsson, *Nucl. Phys. A* **436**, 14 (1985).
- [50] S. G. Nilsson and I. Ragnarsson, *Shapes and Shells in Nuclear Structure* (Cambridge University Press, Cambridge, England, 1995).
- [51] M. Yamagami, K. Matsuyanagi, and M. Matsuo, *Nucl. Phys. A* **693**, 579 (2001).
- [52] H. Sakamoto and T. Kishimoto, *Phys. Lett. B* **245**, 321 (1990).
- [53] M. Baranger and K. Kumar, *Nucl. Phys.* **62**, 113 (1965).
- [54] I. Hamamoto and W. Nazarewicz, *Phys. Rev. C* **49**, 2489 (1994).
- [55] L. Wilets and M. Jean, *Phys. Rev.* **102**, 788 (1956).
- [56] K. Sato, N. Hinohara, T. Nakatsukasa, M. Matsuo, and K. Matsuyanagi, *Prog. Theor. Phys.* **123**, 129 (2010).