

ARTICLE

Received 6 Jan 2013 | Accepted 29 Apr 2013 | Published 28 May 2013

DOI: 10.1038/ncomms2936

OPEN

Millisecond charge-parity fluctuations and induced decoherence in a superconducting transmon qubit

D. Ristè¹, C. C. Bultink¹, M. J. Tiggelman¹, R. N. Schouten¹, K. W. Lehnert² & L. DiCarlo¹

The tunnelling of quasiparticles across Josephson junctions in superconducting quantum circuits is an intrinsic decoherence mechanism for qubit degrees of freedom. Understanding the limits imposed by quasiparticle tunnelling on qubit relaxation and dephasing is of theoretical and experimental interest, particularly as improved understanding of extrinsic mechanisms has allowed crossing the 100 microsecond mark in transmon-type charge qubits. Here, by integrating recent developments in high-fidelity qubit readout and feedback control in circuit quantum electrodynamics, we transform a state-of-the-art transmon into its own real-time charge-parity detector. We directly measure the tunnelling of quasiparticles across the single junction and isolate the contribution of this tunnelling to qubit relaxation and dephasing, without reliance on theory. The millisecond timescales measured demonstrate that quasiparticle tunnelling does not presently bottleneck transmon qubit coherence, leaving room for yet another order of magnitude increase.

¹Kavli Institute of Nanoscience, Delft University of Technology, PO Box 5046, 2600 GA Delft, The Netherlands. ²JILA, National Institute of Standards and Technology and Department of Physics, University of Colorado, Boulder, Colorado 80309, USA. Correspondence and requests for materials should be addressed to L.D.C. (email: l.dicarlo@tudelft.nl).

Quasiparticle (QP) excitations adversely affect the performance of superconducting devices in a wide range of applications. They limit the sensitivity of photon detectors in astronomy^{1,2}, the accuracy of current sources in metrology³, the cooling power of micro-refrigerators⁴ and could break the topological protection of Majorana qubits⁵. In superconducting quantum information processing (QIP), the preservation of charge parity (even or odd number of electrons) has historically been a primary concern. In the first superconducting qubit, termed the Cooper-pair box (CPB)⁶, maintaining the parity in a small island connected to a reservoir via Josephson junctions is essential to qubit operation. The qubit states $|0\rangle$ and $|1\rangle$ consist of symmetric superpositions of charge states of equal parity, brought into resonance by a controlled charge bias n_g and split by the Josephson tunnelling energy E_J ($\lesssim E_C$, the island Cooper-pair charging energy). QP tunnelling across the junction changes the island parity, ‘poisoning’ the box until parity switches back or n_g is offset by $\pm e$ (ref. 7). QP poisoning has been extensively studied in CPBs and similar devices, such as single-Cooper-pair transistors and charge pumps, with most experiments^{8–13} finding parity switching times of 10 μs –1 ms, and some $> 1\text{ s}$ (refs 14–16). While these times are long compared with qubit gate operations ($\sim 10\text{ ns}$), the sensitivity of the CPB qubit transition frequency ω_{01} to background charge fluctuations limits the dephasing time to $< 1\ \mu\text{s}$, severely restricting the use of traditional CPBs in QIP.

Engineering the CPB into the transmon regime $E_J \gg E_C$ (refs 17,18) exponentially suppresses the sensitivity of ω_{01} to charge-parity and background charge fluctuations. However, recent theory^{19–21} predicts that QP tunnelling remains a relevant source of relaxation and pure dephasing of the qubit degree of freedom. The contribution of QP tunnelling on qubit decoherence has become particularly interesting as control of the Purcell effect²² in circuit quantum electrodynamics (cQED)²³ and the reduced contribution of dielectric losses in three-dimensional geometries²⁴ have allowed reaching the 100 μs scale. To guide further improvements, it is imperative to precisely pinpoint the timescale for QP tunnelling and its contribution to qubit decoherence. To date, only upper and

lower bounds on QP tunnelling rates have been placed^{18,25} in transmon qubits, while the effect of QP tunnelling on transmon decoherence remains unexplored.

Here, we transform a state-of-the-art single-junction transmon qubit into a real-time charge-parity detector. We measure both the characteristic time for QP tunnelling across the junction and the effect of such tunnelling on qubit decoherence at the millisecond timescale. Our qubit is controlled and measured in a three-dimensional cQED architecture²⁴, an emerging platform for QIP, without need for any electrometer or other circuitry. At the heart of our detection scheme is a very small but detectable parity dependence of the qubit transition frequency (up to 0.04% of the average $\omega_{01}/2\pi = 4.387\text{ GHz}$), obtained by choosing $E_J/E_C = 25$.

Results

Evidence of QP tunnelling. Standard Ramsey fringe experiments provide the first evidence of QP tunnelling across the qubit junction, as shown in Fig. 1 for a refrigerator temperature $T_r = 20\text{ mK}$. Instead of the usual single decaying sinusoid, we observe two. Repeated Ramsey experiments always reveal two frequencies, fluctuating symmetrically about the average ω_{01} (Fig. 1c). The double frequency pattern results from QP tunnelling events causing n_g to shift by $\pm e$. The fluctuation in the difference Δf between the two frequencies is owing to background charge motion slow compared with QP tunnelling. The observation of two frequencies in every experiment shows that QP tunnelling is fast compared with the averaging time ($\sim 15\text{ s}$), but slow compared with the maximum time $1/2\Delta f \sim 5\ \mu\text{s}$ (ref. 26). From the similar amplitude of the sinusoids, we can already deduce that the two parities are equally likely. Clearly, these time-averaged measurements only loosely bound the timescale for QP tunnelling, similarly to refs 18, 25.

Real-time detection of charge-parity fluctuations. In order to accurately pinpoint the timescale for QP tunnelling, we have devised a scheme to monitor the charge parity in real time using the qubit itself (Fig. 2a). The scheme takes advantage of recent

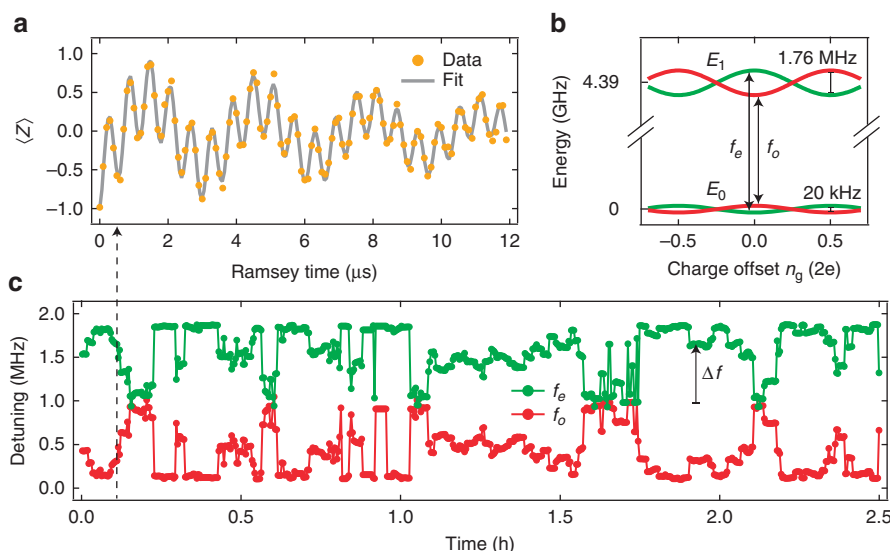


Figure 1 | Bistability and drift of the qubit transition frequency. (a) Ramsey fringe experiment (dots) and best-fit sum of two decaying sinusoids (curve). The reference oscillator is detuned 1 MHz from the average qubit transition frequency $\omega_{01}/2\pi = 4.387\text{ GHz}$. (b) Sketch of the charge dispersion of the two lowest-energy levels of the transmon qubit, showing $2e$ periodicity. QP tunnelling across the junction shifts n_g by $\pm e$, resulting in two transition frequencies f_e and f_o (not to scale). (c) Repeated Ramsey experiments (15 s each) show a symmetric drift of f_e and f_o around $\omega_{01}/2\pi$, arising from background charge motion. The frequency difference $2\Delta f = f_e - f_o$ ranges from 0 to 1.76 MHz (see also Supplementary Fig. S1).

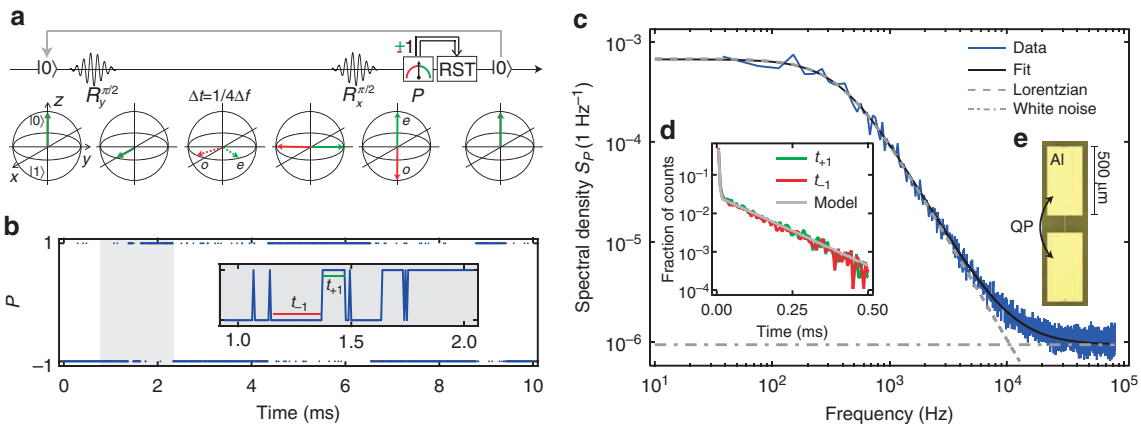


Figure 2 | Real-time measurement of QP tunnelling using the transmon qubit as its own charge-parity detector. (a) Ramsey-type sequence converting the qubit into a charge-parity detector. The sequence (see main text) is equivalent to a qubit flip conditioned on odd charge parity. (b) Snapshot (10 ms) of a typical measurement trace, 48 ms long, at $T_r = 20$ mK. Dots are repetitions of the experiment in **a**, at $6 \mu\text{s}$ interval. Inset: 1 ms zoom in, with indicated dwell times t_{+1} and t_{-1} for $P = \pm 1$. (c) Double-sided power spectral density of P , obtained by averaging the squared Fourier transform of 45 consecutive repetitions of (b). The best fit of equation (1) gives the QP tunnelling characteristic time $1/\Gamma_{\text{rts}} = 0.794 \pm 0.005$ ms and the overall detection fidelity $F = 0.918 \pm 0.002$. Repeated experiments have a s.d. of 0.09 and 0.03 ms, respectively. (d) Histograms of t_{+1} and t_{-1} . The grey curve is a model of RTS, with Γ_{rts} and F extracted from the fit in the main panel. (e) Optical image of a qubit with identical geometry²⁸ to that used. See Methods and Supplementary Figs S2–S4 for several control experiments testing the measurement protocol.

developments in high-fidelity nondemolition readout^{27,28} and feedback control²⁹. Starting from $|0\rangle$, the qubit is prepared in the superposition state $(|0\rangle + |1\rangle)/\sqrt{2}$ with a $\pi/2$ y -pulse at ω_{01} . The Rabi frequency of 16 MHz is sufficient to drive both odd- and even-parity qubit transitions, which differ by $2\Delta f \leq 1.76$ MHz. The qubit then acquires a phase $\pm\pi/2$ during a chosen idle time $\Delta t = 1/4\Delta f$, where the $+$ ($-$) sign corresponds to even (odd) parity. A second $\pi/2$ x -pulse completes the mapping of parity into a qubit basis state, even $\rightarrow |0\rangle$, odd $\rightarrow |1\rangle$. A following projective qubit measurement ideally matches the result $P = 1$ (-1) to even (odd) parity. Feedback-based reset²⁹ reinitializes the qubit to $|0\rangle$ and allows repeating this sequence every $\Delta t_{\text{exp}} = 6 \mu\text{s}$.

The time evolution of charge parity is encoded in the series of results P (Fig. 2b). The time series has zero average, confirming that the two charge parities are equally probable. Both the QP dynamics and the detection infidelity determine the distribution of dwell times t_{+1} and t_{-1} (Fig. 2d). The measured identical histograms match a numerical simulation of a symmetric random telegraph signal (RTS) with transition rate Γ_{rts} , masked by uncorrelated detection errors occurring with probability $(1 - F)/2$. These two noise processes contribute distinct signatures to the spectral density of P (Fig. 2c). The best fit of the form

$$S_P(f) = F^2 \frac{4\Gamma_{\text{rts}}}{(2\Gamma_{\text{rts}})^2 + (2\pi f)^2} + (1 - F^2)\Delta t_{\text{exp}} \quad (1)$$

shows excellent agreement, giving $1/\Gamma_{\text{rts}} = 0.79$ ms and $F = 0.92$.

Measurement of QP-tunnelling-induced qubit decoherence.

While the above scheme detects a characteristic time for QP tunnelling, our goal is to determine the effect of such QP tunnelling on the performance of the qubit degree of freedom. Specifically, we aim to determine the rates $\Gamma_{kk'}^{ll'}$ connecting level $|kl\rangle$ to level $|k'l'\rangle$ (k (k') and l (l') denote the initial (final) qubit and parity state, respectively, as illustrated in Fig. 3b). For example, Γ_{10}^{e0} denotes the QP-tunnelling-induced qubit relaxation rate. Based on the identical distribution of dwell times, we safely approximate symmetric rates $\Gamma_{kk'}^{e0} = \Gamma_{kk'}^{oe}$.

To extract the above rates, we measure the autocorrelation function of charge parity, conditioned on specific initial and final qubit states (Fig. 3). We first execute the charge-parity sequence illustrated in Fig. 2. Conditioning on the result of the projective measurement $P_1 = +1$ postselects the qubit in $|0\rangle$ and even parity. After a waiting time τ , another measurement M determines the qubit state. Conditioning also on $M = +1$ ensures that the qubit ends in $|0\rangle$. A second instance of the charge-parity sequence, ending with P_2 , completes the scheme. The average result, once corrected for detector infidelity (see Methods), is the parity autocorrelation $R_{00}(\tau) = \langle P(0)P(\tau) \rangle_{00}$, with first (second) subscript indicating initial (final) qubit state. Neglecting qubit excitation, that is, setting $\Gamma_{01} = \Gamma_{01}^{ee} + \Gamma_{01}^{eo} = 0$, $R_{00}(\tau)$ simply decays as $\exp(-2\Gamma_{00}^{e0}\tau)$. The exact solution shows that this remains a valid approximation when including the measured $\Gamma_{01} = 1/6 \text{ ms}^{-1}$, as the probability of multiple qubit transitions in τ is negligible. Similarly, we measure the parity autocorrelation with qubit initially and finally in $|1\rangle$, $R_{11}(\tau) \approx \exp(-2\Gamma_{11}^{e0}\tau)$. To do this, we use the same conditioning, but apply a π pulse after P_1 and before M . Exponential decay fits give $1/\Gamma_{00}^{e0} = 0.92 \pm 0.04$ ms and $1/\Gamma_{11}^{e0} = 0.70 \pm 0.06$ ms.

To quantify the contribution of QP tunnelling to the measured net qubit relaxation time $T_1 = 1/\Gamma_{10} = 0.14 \pm 0.01$ ms (see Methods), we apply the same method, but condition on initial state $|1\rangle$ and final state $|0\rangle$. The ratio of QP-induced to total relaxation rates $\alpha \equiv \Gamma_{10}^{e0}/\Gamma_{10}$ ($\Gamma_{10} = \Gamma_{10}^{ee} + \Gamma_{10}^{e0}$) can be extracted from $R_{10}(\tau \rightarrow 0) = 1 - 2\alpha$. The best fit of the model $R_{10}(\tau)$ to the data, with α as only free parameter, gives $1/\Gamma_{10}^{e0} = 3.3 \pm 1.0$ ms and $1/\Gamma_{10}^{ee} = 0.14 \pm 0.06$ ms. This result clearly demonstrates that QP tunnelling does not dominate qubit relaxation at $T_r = 20$ mK, contributing only 5% of qubit relaxation events.

To facilitate comparison of the measured rates to theory, we perform the above experiments at elevated T_r (Fig. 4). We observe that Γ_{00}^{e0} , Γ_{11}^{e0} and Γ_{10}^{e0} have similar magnitude and jointly increase with T_r in the range 20–170 mK. However, T_1 remains insensitive to T_r until 150 mK. The observed sign reversal in $R_{10}(\tau \rightarrow 0)$ near

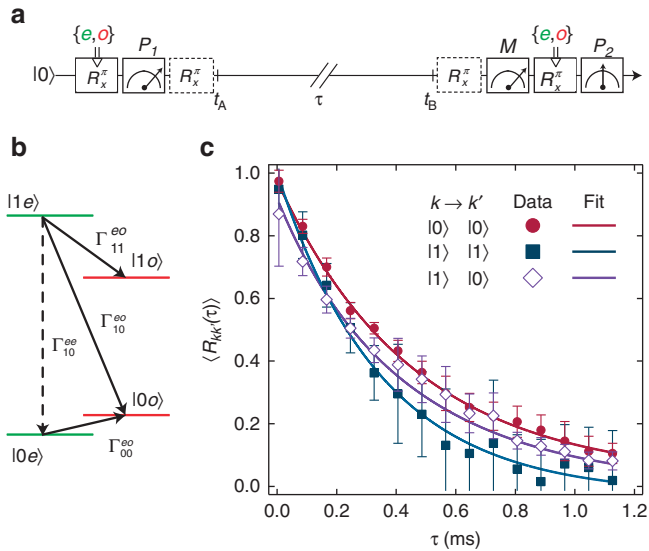


Figure 3 | Effect of QP tunnelling on the qubit degree of freedom.

(a) Pulse sequence measuring the autocorrelation function of charge parity. Two charge-parity sequences, ending with measurements P_1 and P_2 , respectively, are separated by a variable delay, followed by a qubit measurement M . We indicate by τ the time between the end of P_1 and the start of M . Postselection on $P_1 = +1$ (ref. 28) prepares the state $|0e\rangle$. Similarly, a measurement $M = +1$ ensures that the final qubit state is $|0\rangle$. P_2 will coincide with P_1 only if the parity is unchanged. Inserting π rotations after P_1 and/or before M allows measuring the parity autocorrelation for different combinations of qubit states. A preliminary measurement (not shown) initializes the qubit in $|0\rangle$ by postselection. Note that every measurement is projective on the qubit state. When the initial qubit state is known and the measurement is preceded by the parity-controlled qubit flip (Fig. 2), the result also denotes the charge parity. (b) Diagram of the four energy levels with the modelled transition rates (not to scale). (c) Charge-parity autocorrelation $R_{kk}(\tau)$ for qubit in state $|0\rangle$ (dots), $|1\rangle$ (squares), or having relaxed from $|1\rangle$ to $|0\rangle$ (diamonds) during τ ($T_r = 20$ mK). The average of the conditioned P_2 is corrected for detection infidelity (see Methods). Fitting the solution of the rate equations, conditioned on initial and final qubit states, gives the inverse rates: $1/\Gamma_{00}^{eo} = 0.92 \pm 0.04$ ms, $1/\Gamma_{11}^{eo} = 0.70 \pm 0.06$ ms, $1/\Gamma_{10}^{eo} = 0.14 \pm 0.06$ ms, $1/\Gamma_{01}^{eo} = 3.3 \pm 1.0$ ms.

this temperature (Fig. 4b) indicates that QP tunnelling becomes the dominant qubit relaxation process.

Discussion

The effect of QP dynamics on the qubit degree of freedom in superconducting circuits has been extensively studied theoretically^{7,19–21}. For transmon qubits, the predicted QP-induced relaxation rate is^{19,20}

$$\Gamma_{10}^{eo} \approx \frac{x_{\text{qp}}}{\pi} \sqrt{2\Delta\omega_{01}}, \quad (2)$$

where $x_{\text{qp}} = n_{\text{qp}}/2v_0\Delta$ is the QP density n_{qp} normalized to the Cooper-pair density, with $v_0 = 1.2 \times 10^4 \mu\text{m}^{-3} \mu\text{eV}^{-1}$ the single-spin density of states at the Fermi energy¹¹ and Δ the Al superconducting gap. This relation holds for any energy distribution of QPs. For $T_r \geq 150$ mK, the data closely match equation (2) using the thermal equilibrium $x_{\text{qp}} = \sqrt{2\pi T_r/\Delta} e^{-\Delta/T_r}$ and $\Delta = 170 \mu\text{eV}$, the value estimated from the normal-state resistance of the junction (see Methods). The suppression of Γ_{10}^{eo} at lower T_r is much weaker than expected

from a thermal QP distribution. Using equation (2), we estimate $n_{\text{qp}} = 0.04 \pm 0.01 \mu\text{m}^{-3}$ at $T_r = 20$ mK, matching the lowest value reported for Al in a Cooper-pair transistor for use in metrology³⁰. Improved shielding against infrared radiation³¹ could further decrease n_{qp} at low T_r , consequently suppressing the contribution of QP tunnelling to qubit relaxation, and will be pursued in future work.

QP tunnelling events that do not induce qubit transitions still contribute to pure qubit dephasing. Calculations based on refs 19,21 predict $\Gamma_{kk}^{eo} \approx \Gamma_{10}^{eo}$, in good agreement with the data (Fig. 4c). It is presently not understood whether such QP tunnelling events completely destroy qubit superposition states (case A) or simply change the qubit precession frequency (case B). In either case, in the regime of strongly coupled RTS valid for our experiment ($\Gamma_{00}^{eo}, \Gamma_{11}^{eo} \ll \Delta f$ (ref. 26)) the QP-induced dephasing time is $2/(\Gamma_{00}^{eo} + \Gamma_{11}^{eo}) \sim 0.8$ ms. For case B, this time would further increase in the weak-coupling regime (attained at $E_J/E_C \gtrsim 60$) owing to motional averaging²⁶.

In conclusion, we have converted a state-of-the-art transmon qubit into its own charge-parity detector to answer whether QP tunnelling already limits qubit coherence. We measure the contribution of QP tunnelling to relaxation and dephasing to be in the millisecond range. We stress that these times are directly measured, without relying on any theory. Thus, transmon qubit coherence can increase by at least another order of magnitude before QP tunnelling begins to limit coherence. Such an increase would facilitate the realization of fault-tolerant quantum computing in the solid state. The implemented scheme also provides an essential ingredient in the envisioned top-transmon architecture for manipulation and readout of Majorana qubits³².

Methods

Device parameters. The transmon has Josephson energy $E_J = 8.442$ GHz and charging energy $E_C = 0.334$ GHz. Using the Ambegaokar–Baratoff relation $E_J R_n = \Delta/8e^2$ and the measured room-temperature resistance $R_{n,300\text{K}} = 15.2$ k Ω of the single Josephson junction, we estimate $\Delta = 170 \mu\text{eV}$. The qubit couples to the cavity fundamental mode $\omega_r/2\pi = 6.551$ GHz (decay rate $\kappa/2\pi = 720$ kHz) with strength $g/2\pi = 66$ MHz, inducing a dispersive shift $\chi/\pi = -1.0$ MHz. The qubit relaxation time T_1 may be limited by the multi-mode Purcell effect²². A simple estimate including only the fundamental mode gives 240 μs . The dephasing time, $T_2^* = 10 - 25 \mu\text{s}$, is limited by background charge fluctuations (see Supplementary Fig. S1).

Experimental setup. The device and the experimental setup are similar to those described in refs 28,29. Here, we detail the changes we made since these earlier reports. In an effort to lower the transmon residual excitation, we replaced the Al cavity with a Cu cavity³³, improved thermal anchoring to the mixing chamber plate and added low-pass filters (K&L Microwave 6L250-8000/T18000-O/O) on the input and output ports of the cavity. As a result, the transmon effective temperature decreased from 127 to 55 mK, corresponding to a reduction of total steady-state excitation from ~ 16 to 2%, respectively. As these changes were made simultaneously, we cannot pinpoint the individual contributions to the improved thermalization.

Projective readout with 99% fidelity is achieved by homodyne detection with a 400 ns pulse at $\omega_c - \chi$, aided by a Josephson parametric amplifier²⁸. To perform qubit reset faster, we replaced the ADwin processor with a home-built feedback controller based on a complex programmable logic device (CPLD, Altera MAX V). The CPLD integrates the last 200 ns of the readout signal and conditionally triggers a π pulse (all resonant pulses are Gaussian, with $\sigma = 8$ ns, and total duration 32 ns). The CPLD allows a response time, from the end of signal integration to the π -pulse trigger, of 0.11 μs . The total loop time, from the start of the measurement pulse to the end of the triggered π pulse at the cavity input, is 0.98 μs . However, a delay is added to reach 2 μs ($\sim 10/\kappa$) between the end of measurement and the start of the conditioned π pulse, ensuring that the cavity is devoid of readout photons.

Extraction of QP tunnelling rates. To convert $\langle P_2(\tau) \rangle_{kk}$ into $R_{kk}(\tau)$, we correct for the overall detection errors, distributed among readout ($<1\%$) and reset ($\sim 1\%$) infidelities, suboptimal Δt ($<2\%$) and dephasing during Δt (remaining 1–3%). For this correction, we first fit an exponential decay to $\langle P_2(\tau) \rangle_{00}$ and $\langle P_2(\tau) \rangle_{11}$. The average of the best-fit value at $\tau = 0$ is used to renormalize the data in Figs 3c and 4a,b. The fitted decay times are $1/2\Gamma_{00}^{eo}$ and $1/2\Gamma_{11}^{eo}$, respectively. To extract Γ_{10}^{eo} and Γ_{01}^{eo} , we fit the solution of equation (2) to $R_{10}(\tau)$, using

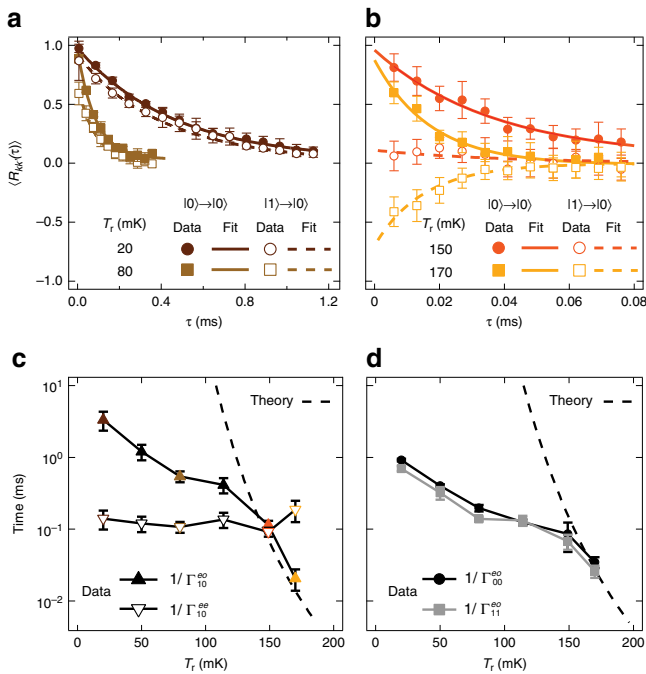


Figure 4 | Temperature dependence of QP tunnelling contribution to qubit relaxation and dephasing. (a,b) Charge-parity autocorrelation functions $R_{00}(\tau)$ and $R_{10}(\tau)$ at $20, 80$ (a), 150 and 170 mK (b). $R_{10}(\tau \rightarrow 0)$ progressively decreases, indicating an increasing contribution of QP tunnelling to qubit relaxation. (c) Relaxation times with ($1/\Gamma_{10}^{\text{eq}}$, upward triangles) and without ($1/\Gamma_{10}^{\text{eq}}$, downward triangles) QP tunnelling, obtained from $R_{10}(\tau)$. Dashed curve: equation (2) for thermal equilibrium. (d) Times for QP tunnelling times without qubit relaxation in the ground-state ($1/\Gamma_{00}^{\text{eq}}$, dots) and excited-state ($1/\Gamma_{11}^{\text{eq}}$, squares) manifold extracted from $R_{00}(\tau)$ and $R_{11}(\tau)$ (not shown). Dashed curve: theory for Γ_{00}^{eq} (refs 19, 21) for thermally distributed QPs and $\Delta = 170 \mu\text{eV}$. Error bars are 1 s.d. See Supplementary Fig. S5 for the temperature dependence of Γ_{rts} .

$\Gamma_{10}^{\text{eq}} + \Gamma_{10}^{\text{ce}} = \Gamma_{10}$. Γ_{10} is obtained from the equilibration time T_{eq} after inverting the steady-state populations $P_{|0\rangle, \text{ss}}$, $P_{|1\rangle, \text{ss}}$ with a π pulse:

$$\Gamma_{10} = \frac{P_{|0\rangle, \text{ss}}}{(P_{|0\rangle, \text{ss}} + P_{|1\rangle, \text{ss}})T_{\text{eq}}} \quad (3)$$

The total excitation $1 - P_{|0\rangle, \text{ss}}$ is obtained by measurement and postselection²⁹. Equation (3) remains a valid approximation even for the highest temperatures in Fig. 4, at which population of higher excited states becomes relevant. In this case, the populations $P_{|0\rangle, \text{ss}}$, $P_{|1\rangle, \text{ss}}$ are estimated from the total excitation, assuming that the populations are thermally distributed²⁹. Error bars for Γ_{10}^{eq} , Γ_{10}^{ce} are calculated from the s.d. of repeated T_1 measurements and the fit uncertainty in α .

Validation of the charge-parity detector. We perform several control experiments to validate the use of the qubit as a charge-parity detector. First, the parity to qubit-state conversion is tested with suboptimal choices of the Ramsey interval Δt (Supplementary Fig. S2). As expected from equation (1), the white noise level in S_p increases at the expense of the signal contrast as Δt deviates from the optimal choice $1/4\Delta f$. Remarkably, the extracted rate Γ_{rts} is approximately constant down to $F \sim 0.4$. This is consistent with the model of charge parity as a symmetric RTS, with time constant determined solely by QP tunnelling.

In a second test, we replace the Ramsey-like sequence with a single pulse, with rotation angle θ . Time series of M for $\theta = 0, \pi$ and $\pi/2$ are shown in Supplementary Fig. S3a. The very high occurrence ($\sim 99\%$) of 1 (-1) for $\theta = 0$ (π) equals the efficiency of reset, following each measurement M . For $\theta = \pi/2$, the qubit is repeatedly prepared in an equal superposition of $|0\rangle$ and $|1\rangle$, and the measurement produces uncorrelated projection noise. The spectra of these control experiments are compared with the QP tunnelling measurement in Supplementary Fig. S3b, clearly showing that the observed RTS is owing to the signal acquired during Δt .

As a final test of the charge-parity detector, we subject the qubit to an externally generated RTS, similar to ref. 25. Symmetric RTS sequences with switching rate Γ_{π} are generated in LabVIEW and sent to an ADwin controller. The ADwin samples the RTS at $9 \mu\text{s}$ interval. When the signal is $+1$, the ADwin triggers an AWG520 (also

used for reset²⁹), which then applies a π pulse on the qubit. As a result, the measured qubit state in M is conditioned on the RTS state, mimicking the parity-controlled π pulse implemented in Fig. 2. In all cases, the fitted rates Γ_{fit} match the programmed Γ_{π} within 3% (Supplementary Fig. S4).

References

- Day, P. K., LeDuc, H. G., Mazin, B. A., Vayonakis, A. & Zmuidzinas, J. A broadband superconducting detector suitable for use in large arrays. *Nature* **425**, 817–821 (2003).
- Stone, K. J. *et al.* Real time quasiparticle tunneling measurements on an illuminated quantum capacitance detector. *Appl. Phys. Lett.* **100**, 263509 (2012).
- Pekola, J. P. *et al.* Single-electron current sources: towards a refined definition of ampere. Preprint at <http://arXiv.org/abs/1208.4030> (2012).
- Giazotto, F., Heikkilä, T. T., Luukanen, A., Savin, A. M. & Pekola, J. P. Opportunities for mesoscopes in thermometry and refrigeration: physics and applications. *Rev. Mod. Phys.* **78**, 217–274 (2006).
- Lutchyn, R. M., Sau, J. D. & Das Sarma, S. Majorana fermions and a topological phase transition in semiconductor-superconductor heterostructures. *Phys. Rev. Lett.* **105**, 077001 (2010).
- Bouchiat, V., Vion, D., Joyez, P., Esteve, D. & Devoret, M. H. Quantum coherence with a single Cooper pair. *Phys. Scr.* **T76**, 165–170 (1998).
- Lutchyn, R. M., Glazman, L. I. & Larkin, A. I. Kinetics of the superconducting charge qubit in the presence of a quasiparticle. *Phys. Rev. B* **74**, 064515 (2006).
- Aumentado, J., Keller, M. W. & Martinis, J. M. A seven-junction Cooper pair pump. *Physica E* **18**, 37–38 (2003).
- Ferguson, A. J., Court, N. A., Hudson, F. E. & Clark, R. G. Microsecond resolution of quasiparticle tunneling in the single-Cooper-pair transistor. *Phys. Rev. Lett.* **97**, 106603 (2006).
- Naaman, O. & Aumentado, J. Time-domain measurements of quasiparticle tunneling rates in a single-Cooper-pair transistor. *Phys. Rev. B* **73**, 172504 (2006).
- Court, N. A., Ferguson, A. J., Lutchyn, R. & Clark, R. G. Quantitative study of quasiparticle traps using the single-Cooper-pair transistor. *Phys. Rev. B* **77**, 100501 (2008).
- Shaw, M. D., Lutchyn, R. M., Delsing, P. & Echternach, P. M. Kinetics of nonequilibrium quasiparticle tunneling in superconducting charge qubits. *Phys. Rev. B* **78**, 024503 (2008).
- Lenander, M. *et al.* Measurement of energy decay in superconducting qubits from nonequilibrium quasiparticles. *Phys. Rev. B* **84**, 024501 (2011).
- Tuomisto, M. T., Hergenrother, J. M., Tighe, T. S. & Tinkham, M. Experimental evidence for parity-based $2e$ periodicity in a superconducting single-electron tunneling transistor. *Phys. Rev. Lett.* **69**, 1997–2000 (1992).
- Eiles, T. M. & Martinis, J. M. Combined Josephson and charging behavior of the supercurrent in the superconducting single-electron transistor. *Phys. Rev. B* **50**, 627–630 (1994).
- Amar, A., Song, D., Lobb, C. J. & Wellstood, F. C. $2e$ to e periodic pair currents in superconducting Coulomb-blockade electrometers. *Phys. Rev. Lett.* **72**, 3234–3237 (1994).
- Koch, J. *et al.* Charge-insensitive qubit design derived from the Cooper pair box. *Phys. Rev. A* **76**, 042319 (2007).
- Schreier, J. A. *et al.* Suppressing charge noise decoherence in superconducting charge qubits. *Phys. Rev. B* **77**, 180502 (2008).
- Martinis, J. M., Ansmann, M. & Aumentado, J. Energy decay in superconducting Josephson-junction qubits from nonequilibrium quasiparticle excitations. *Phys. Rev. Lett.* **103**, 097002 (2009).
- Catelani, G., Schoelkopf, R. J., Devoret, M. H. & Glazman, L. I. Relaxation and frequency shifts induced by quasiparticles in superconducting qubits. *Phys. Rev. B* **84**, 064517 (2011).
- Catelani, G., Nigg, S. E., Girvin, S. M., Schoelkopf, R. J. & Glazman, L. I. Decoherence of superconducting qubits caused by quasiparticle tunneling. *Phys. Rev. B* **86**, 184514 (2012).
- Houck, A. A. *et al.* Controlling the spontaneous emission of a superconducting transmon qubit. *Phys. Rev. Lett.* **101**, 080502 (2008).
- Wallraff, A. *et al.* Strong coupling of a single photon to a superconducting qubit using circuit quantum electrodynamics. *Nature* **431**, 162–167 (2004).
- Paik, H. *et al.* Observation of high coherence in Josephson junction qubits measured in a three-dimensional circuit QED architecture. *Phys. Rev. Lett.* **107**, 240501 (2011).
- Sun, L. *et al.* Measurements of quasiparticle tunneling dynamics in a band-gap-engineered transmon qubit. *Phys. Rev. Lett.* **108**, 230509 (2012).
- Paladino, E., Faoro, L., Falci, G. & Fazio, R. Decoherence and $1/f$ noise in Josephson qubits. *Phys. Rev. Lett.* **88**, 228304 (2002).
- Johnson, J. E. *et al.* Heralded state preparation in a superconducting qubit. *Phys. Rev. Lett.* **109**, 050506 (2012).
- Ristè, D., van Leeuwen, J. G., Ku, H. -S., Lehnert, K. W. & DiCarlo, L. Initialization by measurement of a superconducting quantum bit circuit. *Phys. Rev. Lett.* **109**, 050507 (2012).

29. Ristè, D., Bultink, C. C., Lehnert, K. W. & DiCarlo, L. Feedback control of a solid-state qubit using high-fidelity projective measurement. *Phys. Rev. Lett.* **109**, 240502 (2012).
30. Saira, O. -P., Kemppinen, A., Maisi, V. F. & Pekola, J. P. Vanishing quasiparticle density in a hybrid Al/Cu/Al single-electron transistor. *Phys. Rev. B* **85**, 012504 (2012).
31. Barends, R. *et al.* Minimizing quasiparticle generation from stray infrared light in superconducting quantum circuits. *Appl. Phys. Lett.* **99**, 113507 (2011).
32. Hassler, F., Akhmerov, A. R. & Beenakker, C. W. J. The top-transmon: a hybrid superconducting qubit for parity-protected quantum computation. *New J. Phys.* **13**, 095004 (2011).
33. Rigetti, C. *et al.* Superconducting qubit in a waveguide cavity with a coherence time approaching 0.1 ms. *Phys. Rev. B* **86**, 100506 (2012).

Acknowledgements

We thank G. Catelani, A. Endo, F. Hassler, G. de Lange, J. M. Martinis, O. -P. Saira, L. M. K. Vandersypen, P. J. de Visser and the Yale cQED team for discussions. We acknowledge funding from the Dutch Organization for Fundamental Research on Matter (FOM), the Netherlands Organization for Scientific Research (NWO, VIDI scheme), the EU FP7 project SOLID and the DARPA QuEST program.

Author contributions

D.R. fabricated the device, M.J.T. and R.N.S. realized the feedback controller, K.W.L. designed the Josephson parametric amplifier, D.R. and C.C.B. performed the experiment and data analysis, D.R. and L.D.C. wrote the manuscript, and L.D.C. designed and supervised the experiment.

Additional information

Supplementary Information accompanies this paper at <http://www.nature.com/naturecommunications>

Competing financial interests: The authors declare no competing financial interests.

Reprints and permission information is available online at <http://npg.nature.com/reprintsandpermissions/>

How to cite this article: Ristè, D. *et al.* Millisecond charge-parity fluctuations and induced decoherence in a superconducting transmon qubit. *Nat. Commun.* 4:1913 doi: 10.1038/ncomms2936 (2013).



This work is licensed under a Creative Commons Attribution-NonCommercial-NoDerivs 3.0 Unported License. To view a copy of this license, visit <http://creativecommons.org/licenses/by-nc-nd/3.0/>