



Modeling of magneto-conductivity of bismuth selenide: a topological insulator

Yogesh Kumar^{1,2} · Rabia Sultana³ · Prince Sharma^{1,2} · V. P. S. Awana^{1,2}

Received: 22 October 2020 / Accepted: 17 February 2021 / Published online: 4 March 2021

© The Author(s) 2021

Abstract

We report the magneto-conductivity analysis of Bi_2Se_3 single crystal at different temperatures in a magnetic field range of ± 14 T. The single crystals are grown by the self-flux method and characterized through X-ray diffraction, Scanning Electron Microscopy, and Raman Spectroscopy. The single crystals show magnetoresistance (MR%) of around 380% at a magnetic field of 14 T and a temperature of 5 K. The Hikami–Larkin–Nagaoka (HLN) equation has been used to fit the magneto-conductivity (MC) data. However, the HLN fitted curve deviates at higher magnetic fields above 1 T, suggesting that the role of surface-driven conductivity suppresses with an increasing magnetic field. This article proposes a speculative model comprising of surface-driven HLN and added quantum diffusive and bulk carriers-driven classical terms. The model successfully explains the MC of the Bi_2Se_3 single crystal at various temperatures (5–200 K) and applied magnetic fields (up to 14 T).

Keywords Topological insulator · Single crystal · Magneto-conductivity · Surface conductivity · Quantum scattering · Bulk carriers

1 Introduction

Topological insulators have gained tremendous attention in recent years due to helical spin texture exhibiting vital quantum transport phenomena [1, 2]. The presence of strong spin–orbit coupling (SOC) in these materials causes band inversion that results in Dirac-cone-like surface states (SS), which is protected by time-reversal symmetry (TRS) [1–9]. In momentum space, the surface carriers acquire a π Berry phase when moving adiabatically around the Fermi surface. This additional π Berry phase results in destructive interference between two time-reversed paths [10–12]. It suppresses the backscattering of electrons from static scattering centers and enhances the conductivity with decreasing temperature. This electronic transport property in solids is classified by phase coherence length (L_ϕ), which depends on temperature. It becomes more extensive than

the mean free path (L), i.e., $L_\phi \gg L$ at low temperatures [13]. With an increase in L_ϕ , quantum enhancement is added to classical electronic conductivity, leading to topological delocalization or Weak anti-localization effect (WAL) [14, 15]. It is considered as a hallmark for topological surface states (SSs) and is expected to be in systems with simplistic symmetry [16].

Experimentally, the SS in topological insulators can be determined by Scanning Tunneling Microscopy (STM) and Angle-Resolved Photoemission Spectroscopy (ARPES) [5, 17, 18]. Numerous bismuth (Bi)-based materials such as $\text{Bi}_{1-x}\text{Sb}_x$, Bi_2Te_3 , and Bi_2Se_3 have been experimentally verified to possess these topological SS [19, 20], and their existence in these 3D binaries TIs has been verified through magneto-transport measurements in thin films [21], and single crystals [22]. The surface states of these topological insulators, i.e., Bi_2Te_3 and Bi_2Se_3 , are verified

✉ V. P. S. Awana, awana@nplindia.org | ¹CSIR-National Physical Laboratory, Dr.K.S. Krishnan Marg, New Delhi 110012, India. ²Academy of Scientific and Innovative Research (AcSIR), Ghaziabad 201002, India. ³Asutosh College, University of Calcutta, Kolkata 700026, India.



to possess only one helical Dirac cone [4, 5, 18], and WAL is intrinsic to them. Some of us earlier observed the signatures of the WAL effect in Bi_2Se_3 topological insulators by analyzing the magneto-conductivity data using Hikami–Larkin–Nagaoka (HLN) equation [23]. Interestingly, the applicability of HLN was found to be effective only at low applied fields of maximum up to, say 2 T [23].

This article explores the magneto-transport properties of Bi_2Se_3 single crystal under an applied magnetic field of up to 14 T at different temperatures from 200 K down to 5 K. The single crystals of Bi_2Se_3 were grown by the self-flux method. The material shows magnetoresistance of $\sim 380\%$ at 5 K. The magneto-conductivity shows a cusp, which signifies the presence of the WAL effect at a low magnetic field. The HLN is fitted and found to be applicable at a low magnetic field only, (≈ 1 T) [22, 24–26], whereas it deviates from experimental data at a higher field. A quadratic term consisting of quantum and classical contributions is added in conventional HLN [27–29], which accounts for the MC in the entire field range. It is suggested that the contribution of bulk carrier starts to dominate above around 100 K. However, we find that these quadratic term does not appropriately account for the MC in our case as apart from these quantum scatterings, there is a possible role of bulk carriers that comes into the picture at higher temperatures and applied magnetic fields. Therefore, the MC data have been fitted by adding a linear term in the HLN equation to account for the bulk contribution. With this finding, we discuss the vital role of bulk conductivity contributions. Summarily, it is shown that two-dimensional transport features may not always originate from the surface states alone in Bi-based topological insulators.

2 Experimental details

The Bi_2Se_3 single crystal was grown using a solid-state reaction by the self-flux method. The high-purity (99.99%) bismuth (Bi) and selenium (Se) powders from Alfa Aesar, USA, were taken in the stoichiometric ratio. The powders were mixed thoroughly in the inert (Argon) atmosphere and pelletized into a rectangular pellet with a high vacuum of 10^{-5} mbar using a rotary and diffusion pump system. It was kept in an auto-programmable furnace with optimized heat treatment, described in our previous report [30]. The obtained crystal was mechanically cleaved for further characterization measurements. The X-ray diffraction (XRD) was performed at room temperature using a Rigaku MiniFlex-II X-ray diffractometer with Cu-K_α radiation ($\lambda = 1.5418 \text{ \AA}$). The SEM (Scanning Electron Microscopy) images were taken with ZEISS EVO MA10, while the Raman modes were confirmed from the Renshaw Raman spectrometer. The magneto-transport measurements

were performed on Quantum Design Physical Property Measurement System (PPMS-14 T down to 5 K) using the standard four-probe method.

3 Results and discussion

Figure 1 shows the recorded X-ray diffraction pattern of Bi_2Se_3 single-crystal flakes. The XRD spectra were recorded for a 2θ range from 10° to 80° . The recorded pattern confirms the unidirectional growth of Bi_2Se_3 crystals along the (00 l) plane. The single crystal has a rhombohedral crystal structure and having $R\bar{3}m$ space group, as described in our previous report [30]. The insets of Fig. 1 show the Raman spectra and the SEM image of the single crystal. The Raman modes are in accordance with the previously described crystal as the single crystal has three active Raman modes at 72 , 131 , and 177 cm^{-1} , corresponding to A_{1g}^1 , E_g^2 , and A_{1g}^2 respectively [30]. The SEM image confirms the layered structure of the topological single crystal.

The transport behavior of Bi_2Se_3 single crystal is studied by performing the temperature-dependent magnetoresistance (MR) measurements in the perpendicular magnetic field, and the results are shown in Fig. 2. The MR (%) is calculated by using the equation

$$MR(\%) = \frac{\rho(H) - \rho(0)}{\rho(0)} \times 100$$

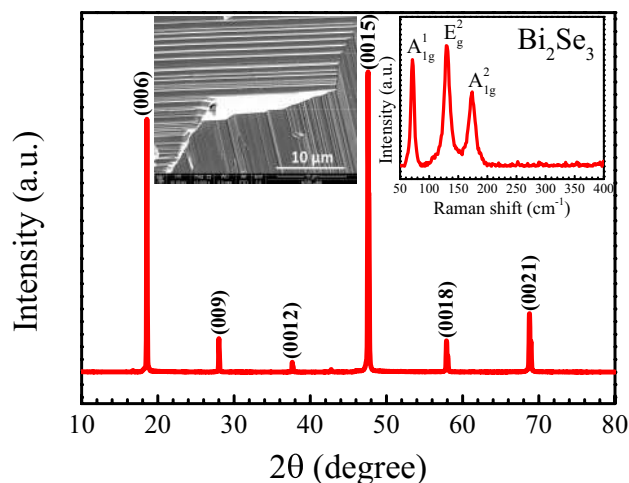


Fig. 1 X-ray diffraction pattern of Bi_2Se_3 single-crystal flake acquired using Cu K_α radiation. The diffraction peaks confirm the unidirectional growth of Bi_2Se_3 crystals along the (00 l) plane. The left inset shows the SEM images that confirm the layered structure, and the right inset plots the recorded Raman spectra showing three Raman active modes

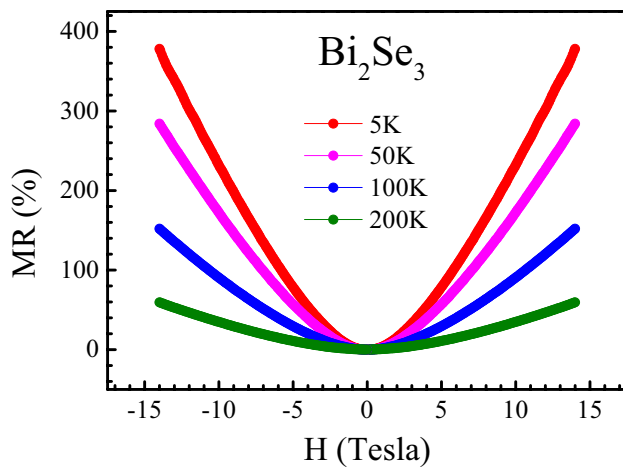


Fig. 2 Magnetoresistance of Bi_2Se_3 single crystal measured at different temperatures in a perpendicular magnetic field of up to 14 T. The linear magnetoresistance (LMR) is nearly 380% at 5 K, which eventually decreased to 60% as the temperature is increased to 200 K at the magnetic field of 14 T

where $\rho(0)$ and $\rho(H)$ are the resistivity at zero and applied magnetic fields, respectively. The linear magnetoresistance (LMR) is nearly 380% at 5 K, which eventually decreased to 60% as the temperature is increased to 200 K.

The giant MR is also observed in other doped single crystals of TI, such as $\text{Bi}_{1.1}\text{Sb}_{0.9}\text{Te}_2\text{S}$, and its doping with Sn and V [31]. These thick crystals show quantum Shubnikov-de Haas oscillations (SdH) even at 50 K that confirm Fermi surface and confirm the 2D like behavior in these thick samples [31]. It supports the argument of having surface contribution even in thick samples. Comparing the MR of a single crystal with nanosheets and thin films, a similar trend of high magnetoresistance in Bi_2Te_3 nanosheets is reported by X. Wang et al. [32]. A nanosheet of 20 nm shows huge MR even at room temperature, where this linear MR is accounted for quantum magnetoresistance model [32]. Apart from nanosheets, X.Yu et al. report the magneto-conductivity behavior with applied magnetic field and temperature in Bi_2Te_3 thin films [33]. At the same time, M. Lang et al. reported with Bi_2Se_3 thin films [34]. The 2D metallic SS is observed in these passivated films through SdH oscillations, and the WAL effect is observed in MR. Comparing to the single crystal in our case, there are no such SdH oscillations while the MR confirms the WAL phenomenon.

The single crystal has a v-type cusp at low temperatures in the low magnetic field regime, which corresponds to weak anti-localization (WAL), as observed in various other topological materials [21–23, 30]. At higher magnetic fields, the MR is non-saturating and varies linearly with the magnetic field. Further, with an increase in temperature (5 K to 200 K), the MR shows a distinctive behavior

with quadratic dependence on low magnetic fields. Correspondingly, at the magnetic field of 14 T, the linear magnetoresistance (LMR) is nearly 380% at 5 K, which eventually decreased to 60% as the temperature is increased to 200 K. It is because of the reduction of the phase coherence length with an increase in temperature. In previous reports, the LMR is explained classically by Parish and Littlewood (PL) model for disordered systems. According to this model, the fluctuations in carrier mobility will lead to LMR, and also, the crossover field is inversely proportional to carrier mobility [35–38]. However, in the present work, the studied Bi_2Se_3 single crystals have layered structures which confirms from SEM images. Therefore, the observed MR cannot be explained by the classical PL model.

Further, the magneto-conductivity of the crystal is analyzed to study the role of surface and bulk carriers at different temperatures and magnetic fields. The magneto-conductivity is observed by inversion of resistivity data at their respective fields and temperatures. In magneto-conductivity, a sharp cusp is observed in low magnetic fields and at low temperatures, which broadens with an increase in temperature. Moreover, the magneto-conductivity decreases as the field strength is increased. Figure 3 shows the change in magneto-conductivity ($\Delta\sigma$) in units of e^2/h versus applied perpendicular magnetic field from temperatures 200 K down to 5 K. $\Delta\sigma(H)$ is defined as the difference between magneto-conductivity at applied field [$\sigma(H)$] and magneto-conductivity at zero fields [$\Delta\sigma(0)$]. The low field magneto-conductivity is explained by Hikami–Larkin–Nagaoka (HLN) equation in various previous reports [39, 40]. Similarly, the MC data of Bi_2Se_3 single crystal at the high perpendicular magnetic field are tried to fit with HLN equation [41], which is given as.

$$\Delta\sigma(H) = -\frac{\alpha e^2}{\pi h} \left[\ln\left(\frac{B_\varphi}{H}\right) - \Psi\left(\frac{1}{2} + \frac{B_\varphi}{H}\right) \right] \quad (1)$$

where e is the electronic charge, h is Planck's constant, H is applied magnetic field, Ψ is digamma function, $B_\varphi = \frac{h}{8e\pi L_\varphi^2}$ is characteristic field, and L_φ is phase coherence length.

The magneto-conductivity data are fitted by the HLN equation with two fitting parameters, i.e., L_φ the phase coherence length and the prefactor α . The negative and positive value of α corresponds to weak anti-localization and weak localization, respectively. In a topological insulator, $\alpha = -1/2$ corresponds to the single conducting channel and $\alpha = -1$ indicates two independent conducting channels with each contributing $\alpha = -1/2$ [42]. Figure 3a shows the magneto-conductivity analysis by fitting the HLN equation at all temperatures up to a magnetic field of 1 T. A good fit between the experimental data and the HLN equation is obtained in this field region. The obtained value of α is $-0.967(7)$ and $-0.810(3)$ for temperature 5 K

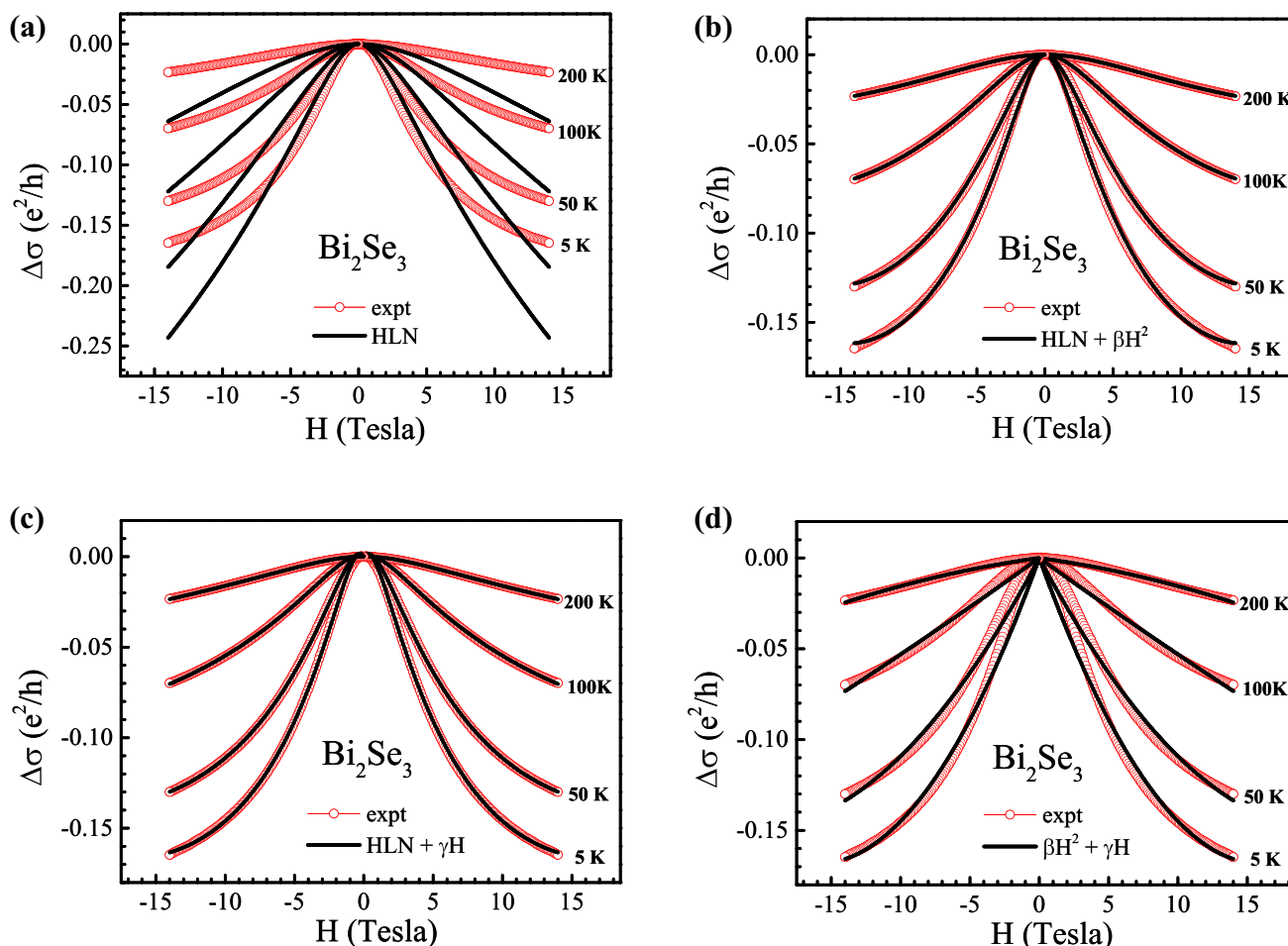


Fig. 3 Magneto-conductivity analysis of Bi_2Se_3 single crystal measured at different temperatures. It shows the change in magneto-conductivity ($\Delta\sigma$) in units of e^2/h versus applied perpendicular magnetic field from temperatures 200 K down to 5 K.

$\Delta\sigma(H)$ is defined as the difference between magneto-conductivity at applied field [$\sigma(H)$] and magneto-conductivity at zero fields [$\Delta\sigma(0)$]. **a** HLN fitting up to ± 1 T. **b** $\text{HLN} + \beta H^2$ is fitting up to ± 14 T. **c** $\text{HLN} + \gamma H$ fitting up to ± 14 T. **d** $\beta H^2 + \gamma H$ fitting up to ± 14 T

Table 1 HLN fitted parameters up to ± 1 T

Temperature(K)	α	L_ϕ (nm)	R^2 (Goodness of Fit)
5	-0.967(7)	11.077(4)	0.9768
50	-0.975(2)	9.426(1)	0.9153
100	-0.907(3)	7.958(5)	0.9711
200	-0.810(3)	6.347(6)	0.8191

and 200 K, respectively. All the fitted values at different temperatures of prefactor α and phase coherence length L_ϕ are listed in Table 1. The value of $\alpha \approx -1$ at 5 K corresponds to the presence of the WAL effect and contribution in conductivity from two conducting channels. The increased value of α from $-0.967(7)$ and $-0.810(3)$ with an increase in temperature suggests a weak coupling between bulk states and surface states. The phase

coherence length L_ϕ is decreased from 11.077(4) nm to 6.347(6) nm as the temperature is increased from 5 K to 200 K. These peculiar temperature dependences of L_ϕ can be determined by inelastic electron-phonon or electron-electron scattering. From Fig. 3a, it is observed that low field magneto-conductivity is well explained by the HLN equation in terms of prefactor α and phase coherence length L_ϕ . However, the HLN fitted curve deviates at a higher field (above 1 T) from experimental data because of various other contributions apart from surface states.

Hence, we need to establish a precise model to understand the magneto-conductivity of topological insulators in the entire field and temperature ranges. So that in order to have a shred of conclusive evidence regarding the quantum correction in magneto-conductivity, there is a high need to modify the previous MC model. Besides HLN at low field, some additional terms could explain the MC behavior of topological insulators at higher magnetic

fields. In solids, the electronic transport is mainly governed by the phase coherence length L_ϕ , spin-orbit scattering length (L_{SO}), and mean free path (L). As established from HLN, the phase-coherent term dominates for the low magnetic fields. However, with increasing temperatures, the phase coherence length decreases [43], and the spin-orbit scattering and the elastic scattering term start dominating to conduction. In order to understand the conduction mechanism in the entire magnetic field range, an additional term that is proportional to H^2 is added with the HLN equation. This quadratic term eventually corresponds to the elastic/spin-orbit contribution to the conduction channel. Thus, the modified model is given as

$$\Delta\sigma(H) = -\frac{\alpha e^2}{\pi h} \left[\ln\left(\frac{B_\phi}{H}\right) - \Psi\left(\frac{1}{2} + \frac{B_\phi}{H}\right) \right] + \beta H^2 \quad (2)$$

where the first term is the HLN equation, as explained earlier. The β is a coefficient of the quadratic term that resembles the elastic scattering and spin-orbit scattering in the topological insulator at higher magnetic fields [44]. In addition to these quantum scattering terms, β also comprises of the classical cyclotronic magnetoresistance contribution.

The magneto-conductivity is fitted with this proposed model for the entire field range of magnetic fields of up to 14 T at all temperatures. Figure 3b shows the fitted curves of Bi_2Se_3 single crystal from temperature 200 K down to 5 K. The fitted curve resembles the experimental data for the entire field range. It is seen that the HLN fitted curve starts to deviate from experimental data around 1 T and also, the linear magnetoresistance is seen to arise at high field. By using the quadratic term with the HLN equation, the data are well fitted for the entire field range. The fitting parameters, α , β , and L_ϕ , at different temperatures, are listed in Table 2. The value of α is $-0.659(6)$ at 5 K, suggesting the WAL effect, while, with an increase in temperature from 5 K to 200 K, there is an increase in the α value. The α becomes $-0.426(1)$ at 200 K. The positive values of β correspond to the progressive corrections to the HLN equation. It is observed that with increasing temperature from 5 K to 200 K, there is a slight change in α value (≈ 0.2), and the obtained values of β are of the order of 10^{-4} .

Table 2 HLN + βH^2 fitted parameters up to ± 14 T

Temperature(K)	α	L_ϕ (nm)	β	R^2 (Goodness of Fit)
5	$-0.659(6)$	$14.034(8)$	3.779×10^{-4}	0.9991
50	$-0.638(6)$	$12.170(1)$	2.952×10^{-4}	0.9995
100	$-0.482(5)$	$9.650(2)$	1.323×10^{-4}	0.9999
200	$-0.426(1)$	$6.480(7)$	6.283×10^{-5}	0.9998

The peculiar behavior of the proposed model suggests that the addition of the quadratic term in the HLN equation fits the experimental data well. Also, there is a weak contribution (order of 10^{-4}) from these quantum scatterings, i.e., spin-orbit scattering and elastic scattering in the case of Bi_2Se_3 . It is well known that quantum phenomena are suppressed by applying a large magnetic field. Apart from these quantum scatterings, there is a massive chance of the existence of bulk carriers that comes into the picture at higher temperatures and applied magnetic fields. The obtained value of α deviates from -1 with an increase in temperature, which also suggests the coupling between surface and bulk states. In topological insulators, the surface carriers and bulk carriers contribute to overall conductivity. Surface charge carriers contribute at low temperatures and low field, whereas the dominance of bulk charge carrier comes in to picture with increasing field and temperature. It is reported that the bulk carriers are expected to contribute to overall conductivity at temperatures above 100 K [45–47]. Therefore, to probe the similar effect, i.e., bulk carriers contribution, a linear term is added with the conventional HLN equation in respect of quadratic term. So as to know whether the conduction channel is only due to surface and bulk carriers and there is no elastic/spin-orbit contribution, the MC data are fitted through linear term along with HLN. Henceforth, the proposed model used to evaluate the magneto-conductivity data theoretically is given by

$$\Delta\sigma(H) = -\frac{\alpha e^2}{\pi h} \left[\ln\left(\frac{B_\phi}{H}\right) - \Psi\left(\frac{1}{2} + \frac{B_\phi}{H}\right) \right] + \gamma H \quad (3)$$

Here, the first term is the HLN equation, and γ is the linear term coefficient, which governs the bulk contribution in overall conductivity [48]. The above equation is used to fit the magneto-conductivity data at respective temperatures in the entire field range of up to 14 T. The fitted curve precisely overlaps the experimental data, which is shown in Fig. 3c. The obtained values of fitted parameters α , L_ϕ , and γ are listed in Table 3. The value of prefactor α is $-0.835(3)$ at 5 K, and the same increases to $-0.169(1)$ at 200 K. At 5 K, the value of α obtained from alone HLN and HLN + γH fitting suggests the presence of WAL. The

Table 3 HLN + γH fitted parameters up to ± 14 T

Temperature(K)	α	L_ϕ (nm)	γ	R^2 (Goodness of Fit)
5	$-0.835(3)$	$15.597(4)$	1.277×10^{-2}	0.9998
50	$-0.697(1)$	$14.269(9)$	8.922×10^{-3}	0.9999
100	$-0.370(6)$	$11.936(1)$	2.467×10^{-3}	0.9998
200	$-0.169(1)$	$8.391(2)$	1.414×10^{-4}	0.9999

obtained values of γ are of the order of 10^{-3} . The massive change in α value with increasing temperature suggests that the bulk contribution to overall conductivity increases with rising temperatures.

It is clear from the above analysis that there is an effect of scattering and bulk contributions in magneto-conductivity apart from surface-driven assistances. So, it is also a possibility that the crystal does not have any surface contributions to MR%. The experimental data are fitted with the quadratic and linear terms alone to study the dependence of MC on these terms in studied fields and temperature ranges. The fitted curves are shown in Fig. 3d, and the fitting parameters are mentioned in Table.4. At a higher field (> 5 T), the fitted curves are in accordance with experimental data. However, the same deviates at lower magnetic fields. It clearly suggests that surface states dominate in the low field conductivity, and their contribution decreases with increasing field strength. It also endorses that surface states drive the MC at low fields and temperatures.

It is confirmed that there is existence of surface states but the adequate fitting with quadratic and linear term confuses the MC modeling. Basically, the basic HLN fitting confirms the existence of surface terms, while the independent analysis by Eqs.2 and 3 has confirmed the existence of elastic/spin-orbit and bulk contribution. The linear terms and HLN confirm the existence of bulk carriers and surface states in the system, respectively. In contrast, the quadratic term and HLN also assure the elastic/spin-orbit contribution and surface states. However, there is reasonable fitting in both the cases, i.e.,

HLN + quadratic term and HLN + linear term. It arose a dilemma as the possibility of having bulk contribution as well as elastic/spin-orbit contribution in the MC of TIs increases. Basically, to investigate this, the physical significance of MC is thoroughly explored by dividing the MC into two different regions, such as a region of surface states that lies from low field to 1 T only and another one is the elastic/spin-orbit scattering and classical contribution states which lies from 1 T to high fields. Therefore, we fit this MC data independently in their respective region. The HLN precisely governs the surface state contribution. However, if we only consider the quadratic term or linear term, these terms do not fit the experimental data independently. Conversely, if we consider a joint contribution from these two terms, mathematically and physically, these MC data fit adequately and give a precise understanding of such a vast MC. Table.5 explains these dilemmas as the unphysical value of R^2 , such as the negative value, describes zero possibility of fitting the experimental data with independent consideration of only one contribution. Therefore, there is a high need to reconsider the previous description of MC only with the quadratic term. The combined model of HLN, elastic/spin-orbit, and bulk contribution explain the dilemma of MC and eventually give a physical significance along with mathematical feasibility. Figure 4 shows the goodness of fit at 5 K plot in which the HLN is in a range 0–1 T, while the quadratic and linear terms in a range 1–14 T are fitted independently. However, the HLN fit maximizes at 1 T; therefore, the combined term needs to be addressed only after 1 T.

Table 4 HLN + βH^2 + γH fitted parameters up to ± 14 T

Temperature(K)	α	L_ϕ (nm)	β	γ	R^2 (Goodness of Fit)
5	-0.834(7)	15.577(8)	4.701×10^{-6}	1.265×10^{-2}	0.9998
50	-0.684(8)	13.719(8)	8.861×10^{-5}	6.482×10^{-3}	0.9999
100	-0.436(9)	10.340(3)	9.334×10^{-5}	7.027×10^{-4}	0.9999
200	-0.128(1)	9.328(4)	-1.699×10^{-5}	2.513×10^{-4}	0.9998

Table 5 Fitting parameters were obtained by using different models for varying field ranges at temperature 5 K

βH^2			
Field range (T)	β	γ	R^2 (Goodness of Fit)
1–14	NA	NA	Negative for all the ranges
γH			
1–14	NA	NA	Negative value for all the ranges
$\beta H^2 + \gamma H$			
1–14	6.725×10^{-4}	-2.123×10^{-2}	0.9877

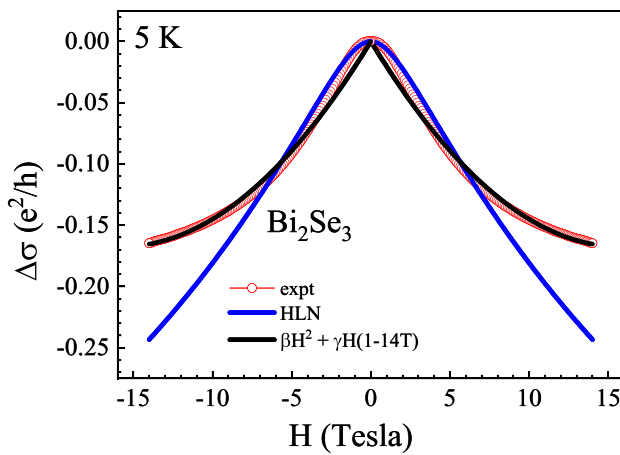


Fig. 4 Magneto-conductivity of Bi_2Se_3 single crystal showing the independent contribution of HLN in a field range of up to ± 1 T and $\beta H^2 + \gamma H$ term for field range of 1–14 T. It shows the goodness of fit at 5 K plot in which the HLN in a range 0–1 T, while the quadratic and linear terms in a range 1–14 T are fitted independently. However, the HLN fit maximizes at 1 T; therefore, the combined term needs to be addressed only after 1 T

Finally, the combined effect of quantum contribution, classical contribution, and bulk carriers in overall conductivity is studied [48]. The experimental data are fitted with a combination of all the three physical contributions in the MC of topological insulators. The magneto-conductivity data are fitted by using the comprehensive model, which probe out all the essential characteristics of the topological insulator, and the clubbed equation is given as

$$\Delta\sigma(H) = -\frac{\alpha e^2}{\pi h} \left[\ln\left(\frac{B_\phi}{H}\right) - \Psi\left(\frac{1}{2} + \frac{B_\phi}{H}\right) \right] + \beta H^2 + \gamma H \tag{4}$$

The above equation is fitted at all temperatures for the entire magnetic field range of up to 14 T. The fitted curve is in accordance with experimental data in the full-field range; see Fig. 5. The fitted values of α , L_ϕ , β , and γ are listed in Table 6. At 5 K, the obtained value of α is $-0.834(7)$ and increased to $-0.128(1)$ at a temperature of 200 K. These values of α suggest the presence of the WAL effect in Bi_2Se_3 single crystals. The trend of α values obtained by a comprehensive model fitting using a clubbed equation is similar to that obtained by fitting the HLN + γH equation.

It is clear that in Bi_2Se_3 single crystals, there is a dominance of bulk contribution over quantum and classical scattering in overall conductivity with increasing temperature and magnetic field. Even at high temperatures (200 K) and fields, it is confirmed from the MC modeling that the bulk carriers also contribute to conductivity. The classical correction term (γH) and quadratic term (βH^2) are added to the conventional HLN model to account for temperatures (5–200 K) and fields (up to 14 T) in order to

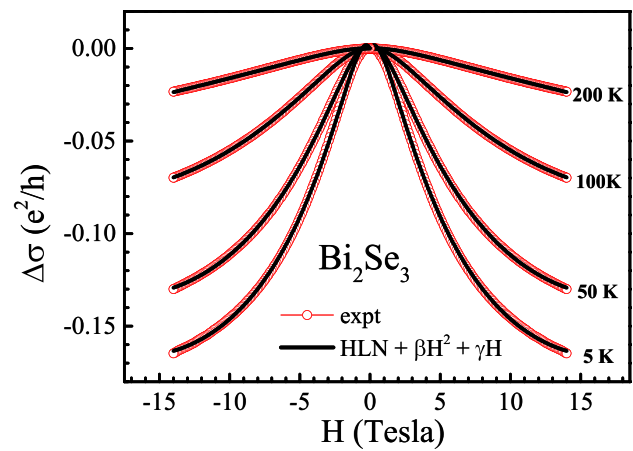


Fig. 5 The magneto-conductivity of Bi_2Se_3 single crystal is fitted by $\text{HLN} + \beta H^2 + \gamma H$ equation at all temperatures for the entire magnetic field range up to 14 T, and solid curve corresponds to the fitted data. There is a bulk contribution dominance over quantum and classical scattering in overall conductivity with increasing temperature and magnetic field. Even at high temperatures (200 K) and fields, it is confirmed from the MC modeling that the bulk carriers also contribute to conductivity. The fitting confirms the addition of classical correction term (γH) and quadratic term (βH^2) to the conventional HLN model to account for temperatures (5 K to 200 K) and fields (up to 14 T)

explain the magneto-conductivity of a bulk single-crystalline Bi_2Se_3 topological insulator which was missing previously. Through this amended modeling, the MC data are explained in terms of the surface, spin–orbit and as well the bulk contributions. The magneto-conductivity (MC) data are fitted with the HLN equation in a field range of 1 T, which confirms the existence of surface states. Further modified HLN is used to study MC by adding a quadratic term βH^2 , which accounts for the elastic/spin–orbit scattering, and a linear term γH , accounting for bulk contribution. When obtained MC is fitted with βH^2 and γH term alone, the fitting is not converging, concluding that both elastic/spin–orbit scattering and bulk contribution should be taken simultaneously. Hence, finally, the MC is fitted with a combined equation, i.e., $\text{HLN} + \beta H^2 + \gamma H$. This theoretical amendment explains the respective contributions and thereby indirectly predicts the reason for huge MC.

Table 6 $\beta H^2 + \gamma H$ fitted parameters up to ± 14 T

Temperature(K)	β	γ	$R^2(\text{Goodness of Fit})$
5	6.652×10^{-4}	-2.115×10^{-2}	0.9891
50	3.451×10^{-4}	-1.437×10^{-2}	0.9873
100	1.846×10^{-5}	-5.495×10^{-3}	0.9882
200	-5.035×10^{-5}	-1.047×10^{-3}	0.9928

4 Conclusion

We concluded that magneto-conductivity of Bi_2Se_3 single crystals at different temperatures for a magnetic field range of ± 14 T could be modeled by considering the contributions from surface-driven states, quantum scatterings, and the bulk. At low fields, the cusp-like behavior in magneto-conductivity is well explained by the HLN equation, confirming the existence of surface-driven states. However, at higher fields, the HLN fitted curve deviates from experimental data due to quantum scatterings and bulk carrier contributions. Hence, there is a prominent competition between HLN, quantum scattering, and cyclotronic motion ($\beta\hbar^2$) and classical (γH) contributions. By adding linear terms, the modeling is in accordance with experimental data and physically signifies the bulk carriers contribution. This article substantially confirms the importance of the linear term in the MC modeling and also signifies the increase in bulk contribution with temperature.

Acknowledgement The authors would like to thank the Director of the National Physical Laboratory (NPL), India, for his keen interest in the present work. The author would like to thank CSIR and UGC, India, for a research fellowship and AcSIR-NPL for Ph.D. registration.

Declaration

Conflict of interest The author(s) declare that they have no competing interests.

Open Access This article is licensed under a Creative Commons Attribution 4.0 International License, which permits use, sharing, adaptation, distribution and reproduction in any medium or format, as long as you give appropriate credit to the original author(s) and the source, provide a link to the Creative Commons licence, and indicate if changes were made. The images or other third party material in this article are included in the article's Creative Commons licence, unless indicated otherwise in a credit line to the material. If material is not included in the article's Creative Commons licence and your intended use is not permitted by statutory regulation or exceeds the permitted use, you will need to obtain permission directly from the copyright holder. To view a copy of this licence, visit <http://creativecommons.org/licenses/by/4.0/>.

References

- Qi XL, Zhang SC (2011) Topological insulators and superconductors. *Rev Mod Phys* 83:1057
- Hasan MZ, Kane CL (2010) Colloquium: topological insulators. *Rev Mod Phys* 82:3045
- Konig M, Wiedmann S, Brune C, Roth A, Buhmann H, Molenkamp LW, Qi XL, Zhang SC (2007) Quantum spin hall insulator state in HgTe quantum wells. *Science* 318:766
- Zhang H, Liu CX, Qi XL, Dai X, Fang Z, Zhang SC (2009) Topological insulators in Bi_2Se_3 , Bi_2Te_3 and Sb_2Te_3 with a single Dirac cone on the surface. *Nat Phys* 5:438
- Chen YL, Analytis JG, Chu JH, Liu ZK, Mo SK, Qi XL, Zhang HJ, Lu DH, Dai X, Fang Z, Zhang SC, Fisher IR, Hussain Z, Shen ZX (2009) Experimental realization of a three-dimensional topological insulator, Bi_2Te_3 . *Science* 325:178
- Hsieh D, Qian D, Wray L, Xia Y, Hor YS, Cava RJ, Hasan MZ (2008) A topological dirac insulator in a quantum spin Hall phase. *Nature* 452:970
- Ando Y (2013) Topological insulator materials. *J Phys Soc Jpn* 82:102001
- Ando Y, Fu L, Annu, (2015) Topological crystalline insulators and topological superconductors: from concepts to materials. *Rev Condens Matter Phys* 6:361
- Cava RJ, Ji H, Fuccillo MK, Gibson QD, Hor YS (2013) Crystal structure and chemistry of topological insulators. *J Mater Chem C* 1:3176
- Mikitik GP, Sharlai YV (1999) Manifestation of Berry's phase in metal physics. *Phys Rev Lett* 82:2147
- Sengupta P, Klimeck G, Semicond, (2015) The influence of proximity induced ferromagnetism superconductivity and fermi-velocity on evolution of berry phase in Bi_2Se_3 topological insulator. *Sci Technol* 30:045004
- Nomura K, Koshino M, Ryu S (2007) Topological delocalization of two-dimensional massless dirac fermions. *Phys Rev Lett* 99:146806
- Lee PA, Ramakrishnan TV (1985) Disordered electronic systems. *Rev Mod Phys* 57:287
- Bergmann G (1984) Weak localization in thin films: a time-of-flight experiment with conduction electrons. *Phys Rep* 107:1
- Liu M, Chang CZ, Zhang Z, Zhang Y, Ruan W, He K, Wang LI, Chen X, Jia JF, Zhang SC, Xue QK, Ma X, Wang Y (2011) *Phys Rev B* 83:165440
- Shan WY, Lu HZ, Shen SQ (2012) Spin-orbit scattering in quantum diffusion of massive Dirac fermions. *Phy Rev B* 86:125303
- Hsieh D, Xia Y, Qian D, Wray L, Meier F, Dil JH, Osterwalder J, Patthey L, Fedorov AV, Lin H, Bansil A, Grauer D, Hor YS, Cava RJ, Hasan MZ (2009) Observation of time-reversal-protected single-dirac-cone topological-insulator states in Bi_2Te_3 and Sb_2Te_3 . *Phys Rev Lett* 103:146401
- Xia Y, Qian D, Hsieh D, Wray L, Pal A, Lin H, Bansil A, Grauer D, Hor YS, Cava RJ, Hasan MZ (2009) Observation of a large-gap topological-insulator class with a single dirac cone on the surface. *Nat Phys* 5:398
- Fu L, Kane CL (2007) Topological insulators with inversion symmetry. *Phys Rev B* 76:045302
- Taskin AA, Ando Y (2009) Quantum oscillations in a topological insulator $\text{Bi}_{1-x}\text{Sb}_x$. *Phys Rev B* 80:085303
- He HT, Wang G, Zhang T, Sou IK, Wong GKL, Wang JN, Lu HZ, Shen SQ, Zhang FC (2011) Impurity effect on weak antilocalization in the topological insulator Bi_2Te_3 . *Phys Rev Lett* 106:166805
- Shrestha K, Chou M, Graf D, Yang HD, Lorenz B, Chu CW (2017) Extremely large nonsaturating magnetoresistance and ultrahigh mobility due to topological surface states in the metallic Bi_2Te_3 topological insulator. *Phys Rev B* 95:195113
- Sultana R, Gurjar G, Patnaik S, Awana VPS (2018) High-field magneto-conductivity analysis of Bi_2Se_3 single crystal. *J Supercond Nov Magn* 31:3075
- Shirasawa T, Sugiki M, Hirahara T, Aitani M, Shirai T, Hasegawa S, Takahashi T (2014) Structure and transport properties of Cu-doped Bi_2Se_3 films. *Phys Rev B* 89:195311
- Shrestha K, Graf D, Marinova V, Lorenz B, Chu CW (2017) Weak antilocalization effect due to topological surface states in $\text{Bi}_2\text{Se}_{2.1}\text{Te}_{0.9}$. *J Appl Phys* 122:145901
- Cao H, Liu C, Tian J, Xu Y, Miotkowski I, Hasan MZ, Chen YP. Controlling and distinguishing electronic transport of topological

- and trivial surface states in a topological insulator. <https://arxiv.org/abs/1409.3217>
27. Amaladass EP, Devidas TR, Sharma S, Mani A (2017) Quantum coherence phenomenon in disordered Bi₂Se₂Te₂ topological single crystal effect of annealing. *J Phys: Condens Matter*. 29:175602
 28. Gopal RK, Singh S, Mandal A, Sarkar J, Mitra C (2017) Topological delocalization and tuning of surface channel separation in Bi₂Se₂Te topological insulator thin films. *Sci Rep* 7:4924
 29. Gopal RK, Singh S, Sarkar J, Mitra C (2017) Tuning chemical potential in the dirac cone by compositional engineering. *AIP Adv* 7:105112
 30. Sultana R, Awana G, Pal B, Maheshwari PK, Mishra M, Gupta G, Gupta A, Thirupathiah S, Awana VPS (2017) Electrical, thermal and spectroscopic characterization of Bulk Bi₂Se₃ topological insulator. *J Supercond Nov Magn* 30:2031
 31. Zhao W, Chen L, Yue Z, Li Z, Cortie D, Fuhrer M, Wang X (2019) Quantum oscillations of robust topological surface states up to 50 K in thick bulk-insulating topological insulator. *Quantum Mater* 4:1
 32. Wang X, Du Y, Dou S, Zhang C (2012) Room temperature giant and linear magnetoresistance in topological insulator Bi₂Te₃ nanosheets. *Phys Rev Lett* 108:266806
 33. Yu X, He L, Lang M, Jiang W, Xiu F, Liao Z, Wang Y, Kou X, Zhang P, Tang J, Huang G, Zou J, Wang KL (2013) Separation of top and bottom surface conduction in Bi₂Te₃ thin films. *Nanotechnology* 24:015705
 34. Lang M, He L, Xiu F, Yu X, Tang J, Wang Y, Kou X, Jiang W, Fedorov AV, Wang KL (2012) Revelation of topological surface states in Bi₂Se₃ thin films by in situ Al passivation. *ACS Nano* 6:295
 35. Parish MM, Littlewood PB (2003) Non-saturating magnetoresistance in heavily disordered semiconductors. *Nature* 426:162
 36. Tong S, Pan D, Wang X, Yu Z, Xu Y, Wei D (2020) Unsaturated linear magnetoresistance effect in high-quality free-standing InSb single-crystal nanosheets. *J Phys D: Appl Phys* 53:18LT04
 37. Ning W, Kong F, Hu J, Han Y, Yang J, Du H, Zhang Y, Tian M (2017) Large linear magnetoresistance in a bismuth nanoribbon. *Appl Phys Letters* 110:123101
 38. Wang W, Du Y, Xu G, Zhang X, Liu E, Liu Z, Shi Y, Chen J, Wu G, Zhang XX (2013) Large linear magnetoresistance and shubnikov-de hass oscillations in single crystals of YPdBi heusler topological insulators. *Sci Rep* 3:2181
 39. Kim D, Syers P, Butch NP, Paglione J, Fuhrer MS (2013) Coherent topological transport on the surface of Bi₂Se₃. *Nat Commun* 4:2040
 40. Chen J, He XY, Wu KH, Ji ZQ, Lu L, Shi JR, Smet JH, Li YQ (2011) Tunable surface conductivity in Bi₂Se₃ revealed in diffusive electron transport. *Phys Rev B* 83:241304
 41. Hikami S, Larkin AI, Nagaoka Y (1980) Spin-orbit interaction and magnetoresistance in the two dimensional random system. *Prog Theor Phys* 63:707
 42. Garate I, Glazman L (2012) Weak localization and antilocalization in topological insulator thin films with coherent bulk-surface coupling. *Phys Rev B* 86:035422
 43. Bao L, He L, Meyer N, Kou X, Zhang P, Chen ZG, Fedorov AV, Zou J, Riedemann TM, Lograsso TA, Wang KL, Tuttle G, Xiu F (2012) Weak anti-localization and quantum oscillations of surface states in topological insulator Bi₂Se₂Te. *Sci Rep* 2:726
 44. Assaf BA, Cardinal T, Wei P, Katmis F, Moodera JS, Heiman D (2013) Linear magnetoresistance in topological insulator thin films: Quantum phase coherence effects at high temperatures. *Appl Phys Lett* 102:012102
 45. Brahlek M, Koirala N, Bansal N, Oh S (2015) Transport properties of topological insulators: Band bending, bulk metal-to-insulator transition, and weak anti-localization. *Solid State Commun* 215:54
 46. Brahlek M, Koirala N, Salehi M, Bansal N, Oh S (2014) Emergence of decoupled surface transport channels in bulk insulating Bi₂Se₃ thin films. *Phys Rev Lett* 113:026801
 47. Jash A, Ghosh S, Bharathi A, Banerjee SS (2020) Coupling-decoupling of conducting topological surface states in thick Bi₂Se₃ single crystals. *Phys Rev B* 101:165119
 48. Kumar Y, Sultana R, Maheshwari PK, Awana VPS. Comprehensive analysis for the high field magneto-conductivity of Bi₂Te₃ single crystal. *Physica B*, [arXiv:2012.10223](https://arxiv.org/abs/2012.10223)

Publisher's Note Springer Nature remains neutral with regard to jurisdictional claims in published maps and institutional affiliations.