

# Modeling pulp fiber suspension rheology

CARLA VENTURA, ANGELES BLANCO, CARLOS NEGRO, PAULO FERREIRA, FERNANDO GARCIA AND MARIA RASTEIRO

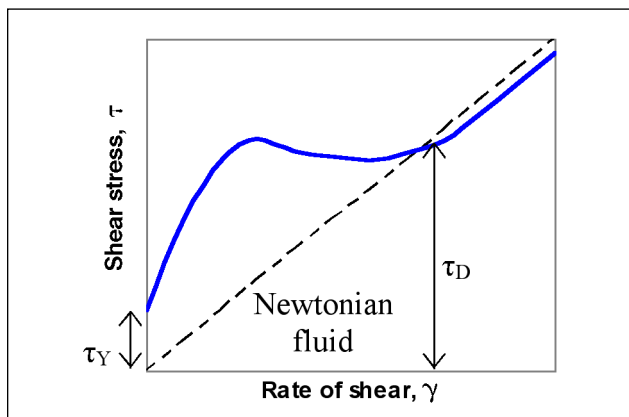
**ABSTRACT:** Rheological properties of pulp suspensions play a very important role in the industry, mainly due to the consumption of energy for transporting pulp among the different parts of the paper mill. In this work, we determined the rheology of long- and short-fiber bleached kraft pulp suspensions by using a new rotational viscometer especially designed for their analysis. The experimental rheograms were adjusted to the Herschel-Bulkley model. We established the dependence of the rheological parameters on temperature, fiber length, and pulp consistency, to evaluate the relative influence of these factors and the corresponding interactions in the rheological parameters. In addition, we defined a mathematical model that enables the estimation of rheological parameters as a function of the different input factors. We validated this model with some preliminary experimental data.

**Application:** The knowledge of pulp suspensions rheology is of utmost importance for the optimum design and operation of the majority of unit operations in the pulp and paper industry; accordingly, this study intends to clarify the rheological behaviour of pulp fiber suspensions, by modeling it as a function of consistency, temperature and fiber length.

For the optimum design and operation of the majority of unit operations in the mill, knowledge of pulp suspensions rheology is of great significance. For equipment and instrumentation design, it is generally necessary to use some correlations based on the rheological behavior of pulp suspensions.

However, pulp fiber suspensions are different from all other solid-liquid systems, due to the complex interactions between the different components, and the understanding of their rheology remains poor and incomplete.

**Figure 1** presents a typical rheogram of pulp fiber suspensions [1].



1. Stress-rate curve for a fiber suspension (adapted from [Gullichsen, 1981]).

Fiber suspensions are coherent networks that possess measurable strength, and external forces must be applied to overcome the network forces. The suspensions begin to move when yield stress ( $\tau_Y$ ) has been surpassed. For pulp fiber suspensions, yield stress has typically been correlated with the suspension's consistency ( $C$ ) [2], as in:

$$\tau_Y = a \times C^b \quad (1)$$

where  $a$  and  $b$  are empirical parameters that depend on the test conditions and pulp characteristics. Values of  $a$  between 1.18 and 24.5 and values of  $b$  between 1.25 and 3.02 have been reported in the literature [2].

If the shear field imposed through the mass of fibers exceeds a shear stress value  $\tau_D$ , the network structure can be totally disrupted and the suspension will then exhibit a fluid-like behavior. This fluidization point (onset of turbulence) indicates the point where the suspension starts to move in a fully developed turbulent flow and its hydrodynamic properties are similar to those of water.

Duffy and Thitchener [3] expressed the shear stress needed to complete the plug disruption as follows:

$$\tau_D = K' \times C'^{\alpha} \quad (2)$$

For a bleached pine kraft pulp,  $K'$  and  $\alpha$  are equal to 2 and 27, respectively. As for the velocity at the onset of turbulence,  $W_D$ , it is generally given [4] by:

# FIBER ANALYSIS

$$W_D = 1.22 \times C^{1.4} \quad (3)$$

Although pulp suspensions have a clearly non-Newtonian rheological behavior, there is no general agreement concerning the model that should be used. The Herschel-Bulkley model is referred to as one of the most efficient and is widely used for the flow of fiber suspensions [5]. It can be described by the following equations, as in: [AU: Are there symbols missing in Equation 4??]

$$\tau = \tau_y + k \times \left( \dot{\gamma} \right)^n, \tau \geq \tau_0 \quad (4)$$

$$\dot{\gamma} = 0, \tau < \tau_0$$

where  $\tau$  is the shear stress,  $\tau_y$  The yield stress,  $\tau_0$  the stress limit above which the fluid will deform,  $k$  the consistency coefficient,  $n$  the flow behavior index, and  $\dot{\gamma}$  the rate of shear.

Our study was designed to obtain additional knowledge about the dynamic behavior of pulp suspensions, and to propose a mathematical model that considers consistency and the effect of temperature and fiber length on the rheological parameters.

## MATERIALS AND METHODS

An experimental design was established to evaluate the influence of temperature, consistency, and fiber length on the rheological parameters of short- and long-fiber pulp suspensions.

We tested two types of fibers: short eucalyptus fibers and long pine fibers. We used a three-level factorial design (Table I) and a design with 27 experiments ( $3^3$ ) for both. The different fiber lengths were obtained by beating the unbeaten pulps in the laboratory, at different intensities.

Factor		Level (-1)	Level (0)	Level (1)
Consistency - A		1%	2%	3%
Fiber Length - B	Short fiber	500 $\mu\text{m}$ S (-1)	580 $\mu\text{m}$ S (0)	660 $\mu\text{m}$ S (1)
	Long fiber	1190 $\mu\text{m}$ L (-1)	1580 $\mu\text{m}$ L (0)	1745 $\mu\text{m}$ L (1)
Temperature - C		283 K	296 K	310 K

### I. Experimental design for the short- and long-fiber pulp suspensions.

To evaluate the rheology of the pulp suspensions, we used a new plate rotational viscometer, based on the Searle effect and especially built up to maintain a uniform fiber distribution [6,7]. This viscometer measures the shear in the rotor (mobile plates) and in the vessel (fixed plates), and thus

the torque applied by the rotor and the torque transmitted by the fluid to the vessel can be quantified.

The Herschel-Bulkley model was adopted to analyze the rheograms and to define a rheological model describing the experimental data points. In this study, the equation (4) was linearized to obtain  $\tau_y$ ,  $K$ , and  $n$ .

For  $\tau_y$ , we considered the first data point of the experimental rheogram ( $\tau_y$  [5rad/s]) and the yield stress value extrapolated from the rheogram to a zero shear rate ( $\tau_y$  [extrap]). Additionally, the disruptive velocity,  $W_D$ , and the disruptive shear stress,  $\tau_D$ , were acquired from all rheograms at the onset of turbulence point.

The results were analyzed using the Design Expert® software. The relative importance of the different factors and possible interactions between them were determined. Further, for each rheological parameter, a design equation that enables its estimation as a function of consistency, fiber length, and temperature was established.

## RESULTS

The results of the statistical analysis of  $\tau_y$  (5 rad/s), for the short fiber suspensions, are summarized in Table II.

Considering the coded factors, the significant effects and interactions, in order of decreasing relevance, are consistency, consistency<sup>2</sup>, consistency/temperature, temperature, fiber length, and consistency/fiber length. Some factors have a positive effect (consistency, consistency<sup>2</sup>, fiber length, and consistency/temperature) and others have a negative effect (consistency/temperature and temperature) in the response.

In terms of the actual factors, we observed that the signals of some factors change when compared with the predicting equation's coded factors. However, the global effect of individual factors remains exactly the same as in the equation with the coded factors, because the combined factors balance the overall response. This is due to the different scale

Equation in terms of the coded factors - relative factor importance
$\tau_y = 22.16 + 25.52 \Delta A + 3.689 \Delta B - 4.345 \Delta C$ $+ 1.855 \Delta A \Delta B - 4.639 \Delta A \Delta C - 0.407 \Delta B \Delta C$ $+ 9.037 \Delta A^2 - 0.942 \Delta B^2 - 1.399 \Delta C^2$ <p><math>A, B, C, A \Delta B, A \Delta C, A^2</math> are significant factors for the model</p>
Equation in terms of the actual factors - response surface
$\tau_y = -897 + 77.3 \Delta Cons + 3.02 \times 10^{-1} \Delta L_{fibre} + 5.15 \Delta T$ $+ 2.40 \times 10^{-3} \Delta Cons \Delta L_{fibre} - 3.44 \times 10^{-3} \Delta Cons \Delta T - 3.90 \times 10^{-2} \Delta L_{fibre} \Delta T$ $+ 9.04 \Delta Cons^2 + 1.59 \times 10^{-4} \Delta L_{fibre}^2 + 7.68 \times 10^{-3} \Delta T^2$ <p><math>R^2 = 0.988</math>  <math>Cons \in [1\%, 3\%]; L_{fibre} \in [500\mu\text{m}, 660\mu\text{m}]; T \in [283\text{K}, 310\text{K}]</math></p>

### II. Design equations for $\tau_y$ (5 rad/s) for the short fiber pulp suspensions.

Factors	Rheological Parameters					
	$\tau_y(5rad/s)$	$\tau_y(extrap)$	$\tau_D$	$W_D$	$n$	$k$
Constant	22.2	21.9	37.4	207	0.75	0.11
A	25.5	22.8	67.0	111	-0.13	0.12
B	3.69	2.05	10.7	24	-0.03	0.04
C	-4.34	-4.37	-4.39	0	0.02	-0.04
AB	1.86	-0.02	8.14	0	-	-
AC	-4.64	-5.08	-5.61	0	-	-
BC	-0.41	-0.28	0.96	0	-	-
A <sup>2</sup>	9.04	7.59	-	-	-	-
B <sup>2</sup>	-0.94	-5.19	-	-	-	-
C <sup>2</sup>	-1.40	-1.14	-	-	-	-

**III. Coefficients of the coded factors for each parameter for the short-fiber pulp suspensions.**

Factors	Rheological Parameters					
	$\tau_y(5rad/s)$	$\tau_y(extrap)$	$\tau_D$	$W_D$	$n$	$k$
Constant	-8.97E+02	-1.03E+03	-3.62E+02	-1.96E+02	8.94E-01	3.54E-01
Consist (%)	7.73E+01	1.04E+02	1.29E+02	1.11E+02	-1.26E-01	1.15E-01
$L_{fiber}(\mu m)$	3.00E-01	1.12	2.00E-01	3.12E-01	-4.26E-04	5.26E-04
T (K)	5.15	4.31	1.04	0	1.20E-03	-2.63E-03
Consist- $L_{fiber}$	2.40E-03	-2.16E-04	1.06E-01	0	-	-
Consist-T	-3.44E-01	-3.77E-01	-4.15E-01	0	-	-
$L_{fiber}$ -T	-3.90E-04	-2.73E-04	-9.19E-04	0	-	-
Consist <sup>2</sup>	9.04	7.59	-	-	-	-
$L_{fiber}^2$	1.59E-04	-8.70E-04	-	-	-	-
T <sup>2</sup>	7.68E-03	-6.28E-03	-	-	-	-
R <sup>2</sup>	0.988	0.988	0.992	0.964	0.797	0.564

**IV. Coefficients of the actual factors for each parameter for the short-fiber pulp suspensions.**

Factors	Rheological Parameters					
	$\tau_y(5rad/s)$	$\tau_y(extrap)$	$\tau_D$	$W_D$	$n$	$k$
Constant	57.7	48.4	73.33	218	0.76	0.14
A	43.4	36.4	108	79.8	-0.07	0.11
B	5.74	6.23	21.67	32.0	6.22E-04	0.03
C	-3.72	-3.26	-6.00	-8.00	-9.98E-03	-0.02
AB	1.31	2.85	3.33	15.5	-	-
AC	-1.88	-5.13	-4.50	15.3	-	-
BC	-0.95	-1.18	-0.25	6.00	-	-
A <sup>2</sup>	9.01	5.08	-	-	-	-
B <sup>2</sup>	-12.2	-8.39	-	-	-	-
C <sup>2</sup>	-2.20	-1.24	-	-	-	-

**V. Coefficients of the coded factors for each parameter for the long-fiber pulp suspensions.**

factors (consistency, fiber length, and temperature) used when changing from coded to actual factors.

A similar analysis can be done for all the other parameters ( $\tau_y[extrap]$ ,  $\tau_D$ ,  $W_D$ ,  $k$ , and  $n$ ). The corresponding results are presented in **Tables III** and **IV** for the short-fiber pulp suspensions and in **Tables V** and **VI** for the long-fiber pulp suspensions.

In addition, we considered the unbeaten short- and long-fiber suspensions all together in the statistical analysis. The corresponding results are listed in **Table VII**.

From the analysis of Tables II to VII, some major conclusions can be drawn:

- The behavior of  $\tau_y$  ( $\tau_y[5rad/s]$  and  $\tau_y[extrap]$ ) is analogous for both types of fibers. From the comparison of the coefficients of the coded factors (Tables II and V), we concluded that the impacts of each factor in the response remain very similar. Additionally, a careful comparison with Table VII suggests that this parameter seems to show an almost continuous trend along fiber length, from the shorter fiber length ( $S[-1]$ ) to the longer fiber length ( $L[1]$ ).
- $\tau_D$  also shows equivalent behavior for the short- and long-fiber pulp suspensions:  $\tau_D$  increases with consistency and fiber length. In fact, these are the most important factors in the response, as confirmed by the coefficients of the coded factors (Tables III and V). We may also conclude, by comparison with Table VII, that this parameter presents almost continuous behavior along the fiber length scale in this case.
- The velocity of the onset of turbulence,  $W_D$ , increases with fiber length both for the short- and the long-fiber pulp suspensions (Tables III and V). However, when considering these pulp suspensions together in the statistical analysis (Table VII), the influence of fiber length on  $W_D$  is not detected. Therefore, the variation of this parameter is not independent of the

# FIBER ANALYSIS

Factors	Rheological Parameters					
	$\tau_y(5rad/s)$	$\tau_y(extrap)$	$\tau_D$	$W_D$	$n$	$k$
Constant	-1.52E+03	-9.93E+02	-3.16E+02	1.59E+03	1.10	2.55E-01
Consist (%)	4.17E+01	4.78E+01	1.89E+02	-3.38E+02	-6.99E-02	1.11E-01
$L_{fiber} (\mu m)$	5.44E-01	4.11E-01	7.30E-02	-4.69E-01	2.23E-06	1.20E-04
T (K)	7.53	4.55	3.20E-01	-5.20	-7.39E-03	-1.74E-03
Consist- $L_{fiber}$	4.70E-03	1.02E-02	1.20E-02	5.60E-02	-	-
Consist-T	-1.39E-01	-1.58E-01	-3.33E-01	1.10	-	-
$L_{fiber} \cdot T$	-2.50E-04	-3.10E-04	-6.64E-05	1.59E-03	-	-
Consist2	9.01	5.08	-	-	-	-
$L_{fiber}^2$	-1.56E-04	-1.08E-04	-	-	-	-
T <sup>2</sup>	-1.21E-02	-6.80E-03	-	-	-	-
R <sup>2</sup>	0.991	0.995	0.998	0.889	0.750	0.793

## VI. Coefficients of the actual factors each parameter and for the long-fiber pulp suspensions.

Factors	Rheological Parameters					
	$\tau_y(5rad/s)$	$\tau_y(extrap)$	$\tau_D$	$W_D$	$n$	$k$
Constant	38.4	35.3	71.0	239	0.75	0.18
<b>A</b>	35.4	29.4	92.8	95.0	-0.09	0.19
<b>B</b>	12.3	12.9	240.0	0	0.02	-0.04
<b>C</b>	-4.35	-4.83	-5.50	0	0.01	-0.01
<b>AB</b>	7.76	8.93	18.5	0	-	-
<b>AC</b>	-3.54	-4.88	-5.75	0	-	-
<b>BC</b>	0.04	0.33	-0.13	0	-	-
<b>A<sup>2</sup></b>	7.59	3.11	-	-	-	-
<b>B<sup>2</sup></b>	-	-	-	-	-	-
<b>C<sup>2</sup></b>	-0.85	-2.17	-	-	-	-

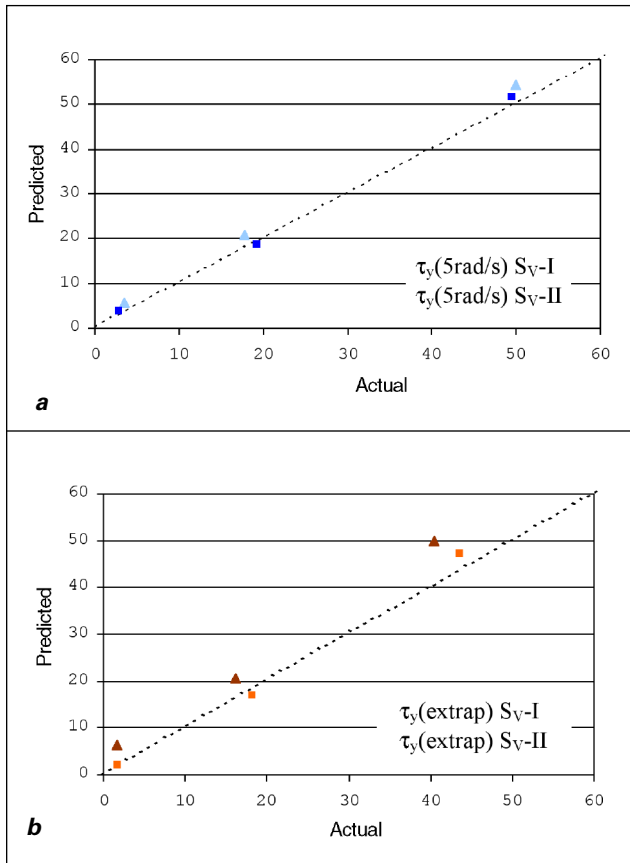
## VII. Coefficients of the coded factors for each parameter for the unbeaten short- and long-fiber pulp suspensions.

Short fiber suspension	Characteristics	Test Conditions	
	Mean Fiber length ( $\mu m$ )	Consistency (%)	Temperature (K)
$S_v-I$	570	1, 2 and 3	296
$S_v-II$	520		

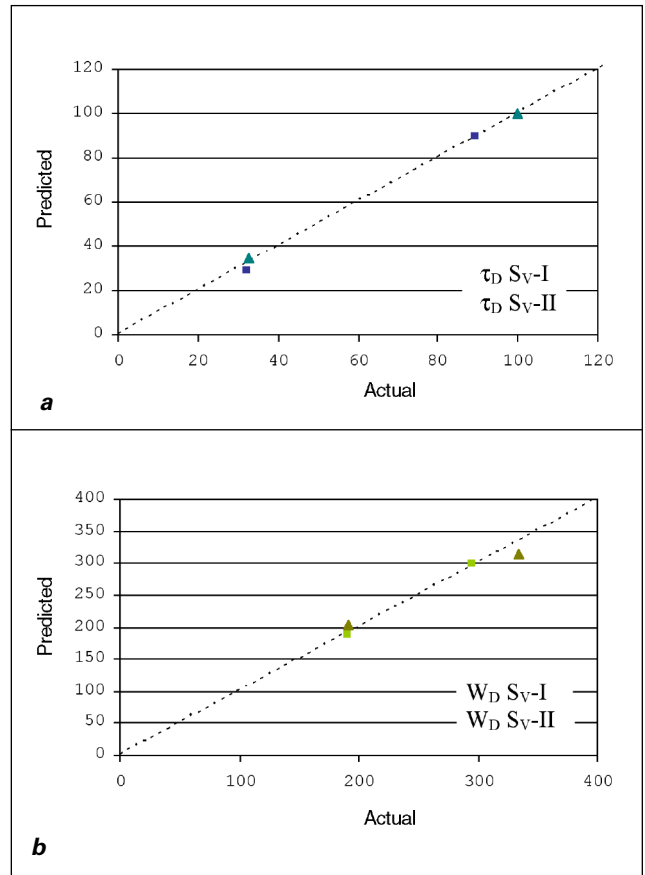
## VIII. Characteristics and test conditions for the short-fiber pulp suspensions used in the validation of the design equations.

fiber's characteristics and the results are different whether short or long fibers are considered. (The behavior cannot be extrapolated on the length scale independently of the fiber's characteristics tested.)

- The variation of the parameters  $n$  and  $k$  is also similar for both kind of fibers tested.  $n$  is mainly influenced by consistency, and a careful analysis of the equations shows that the influence of this factor is stronger for the short fibers than for the long fibers. Therefore, as consistency increases, the rheology of the short fiber pulp suspensions gets further away from the Newtonian behavior, when compared with the long fibers.
- For every rheological parameter, consistency is most important.
- As a result of the increase of the interactions between fibers for higher values of consistency, a greater stress is necessary to break the fibrous network, and therefore yield stress increases. Also, more energy is necessary to fluidize the suspensions, and thus velocity and shear stress for the onset of turbulence increase.
- The difference between the rheological parameters of the pulp suspensions and the Newtonian parameters increases with consistency because the fiber suspensions present complex shear mechanisms due to the interactions between the fiber network and the different components of these suspensions.
- Temperature has a negative effect on yield stress and on disruptive shear stress. In fact, as temperature increases, less energy is required to break up the fiber networks (so that the suspensions start to move) and to overcome friction between different fiber flocs (so that suspensions start to flow like a fluid).



**2. Predicted vs actual values for: a)  $\tau_y(5 \text{ rad/s})$  and b)  $\tau_y(\text{extrap})$  for two distinct short-fiber suspensions (S<sub>V-I</sub> and S<sub>V-II</sub>).**



**3. Predicted vs actual values for a)  $\tau_D$  and b)  $W_D$  for two distinct short-fiber suspensions (S<sub>V-I</sub> and S<sub>V-II</sub>).**

- The increase of fiber length promotes higher yield stress and disruptive shear stress, because, as expected, there are more contact points between longer fibers and, consequently, more energy is necessary to break the fiber network.
- The influence of temperature and fiber length on  $k$  and  $n$  is not so clear.
- Finally, we emphasize that the coefficients of correlation ( $R^2$ ) are good for most of the rheological parameters (Tables IV and VI), the exceptions being for parameters  $n$  and  $k$ .

### Models testing

After the statistical analysis of the results, we performed tests to validate the models, using preliminary experimental data obtained with two distinct short fiber suspensions (S<sub>V-I</sub> and S<sub>V-II</sub>). The characteristics of the suspensions and the test conditions are presented in **Table VIII**, and the results are plotted in **Figs. 2** to **4**.

Figures 2 and 3 show that, in general, the model equations can reproduce the new experimental data without major errors. Therefore, we can conclude that they have a good pre-

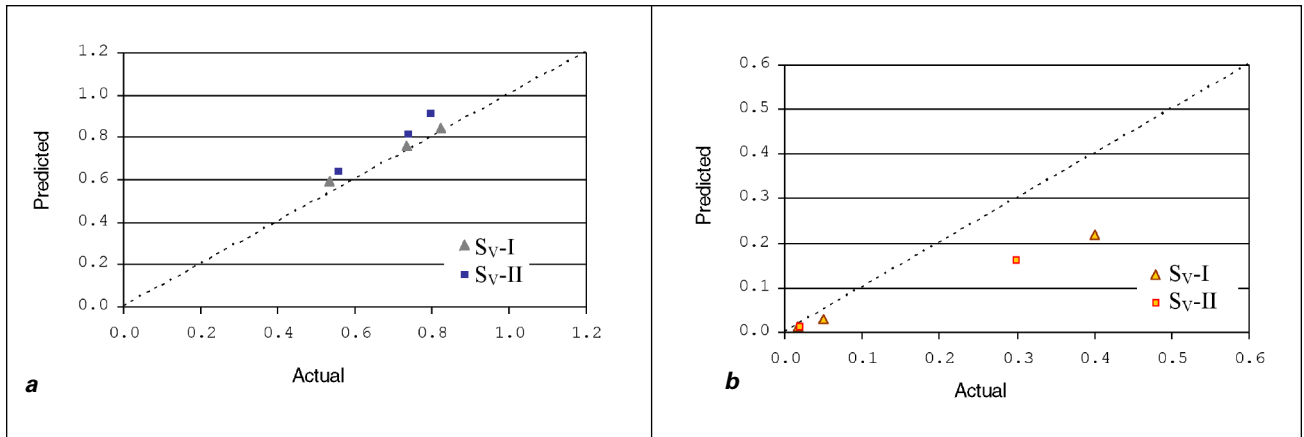
diction capacity and can be used to estimate future responses for the same boundary conditions. For the parameters  $n$  and  $k$  (Fig. 4), the model does not predict the values for the new suspensions as well, especially in the case of  $k$ . However, we must remember that both parameters are estimates and the corresponding design equations have low correlation coefficient values. These facts contribute to the poorer prediction potential.

## CONCLUSIONS

The results confirm that the pulp suspensions present non-Newtonian behavior and their rheology is strongly influenced by consistency. In fact, all the models produced reveal that consistency (individually or combined with fiber length or temperature) is the factor that most affects the rheological parameters. This confirms the development of flocs and floc networks of fibers for the higher consistencies. Further, the increase in consistency increases the difference of the Newtonian rheological behavior.

The rheology of the pulp suspensions is also affected by temperature and fiber length. Temperature decreases yield stress and disruptive shear stress of pulp suspensions, while

# FIBER ANALYSIS



4. Predicted vs actual values for a)  $n$  and b)  $k$  for two distinct short fiber suspensions (Sv-I and Sv-II).

fiber length has an opposite impact on these parameters. The influence of temperature and fiber length on the rheological parameters  $n$  and  $k$  is not so clear.

In general, there is no fundamental difference between the rheology of short- and long-fiber pulp suspensions. However, the influence of consistency in short-fiber suspensions is stronger than in long fiber suspensions.

The close agreement between new experimental and predicted results reveals that the models that have been established can be used with a reasonable degree of accuracy, if the same limits for each factor are assumed. **TJ**

## ACKNOWLEDGMENTS

We gratefully acknowledge financial support for this work from NODESZELOSS Project. We also thank RAIZ for their valuable help in the pulp refining and fiber biometry characterization and Joy Lee for her collaboration in the experimental process.

## NOMENCLATURE

- $a, b$  - constants
- $A, B, C, AB, AC, BC, A^2, B^2, C^2$  - coded model factors
- $C'$ , Consist - consistency (%)
- $K', \alpha$  - constants
- $\kappa$  - consistency coefficient
- $L$  - long fiber
- $L_{\text{fiber}}$  - fiber length ( $\mu\text{m}$ )
- $n$  - flow behavior index

- $S$  - short fiber
- $R^2$  - coefficient of correlation
- $T$  - temperature (K)
- $W_D$  - velocity at the onset of turbulence point (m/s)
- $\tau$  - shear stress (Pa)
- $\tau_D$  - disruptive shear stress (Pa)
- $\tau_Y$  - yield stress (Pa)
- $\tau_0$  - the stress limit above which the fluid will deform (Pa)
- $\dot{\gamma}$  - shear rate ( $\text{s}^{-1}$ )

Received: September 2, 2006  
Accepted: January 18, 2007

## LITERATURE CITED

1. Gullichsen, J. and Härkönen, E., *Tappi* 64(6): 69(1981).
2. Bennington, C.P.J., Kerekes, R. J., and Grace, J.R., *Can. J. Chem. Eng.* 68:748 (1990).
3. Duffy, G. and Titchener, A.L., *Svensk Papperstid.* 78(13): 474(1975).
4. Duffy, G.G., and Titchener, A.L., *Tappi* 57(5):162 (1974).
5. Hammarström, D., "A Model for simulation of fibre suspension flows," Technical Reports from KTH Mechanics, Royal Institute of Technology, Stockholm, Sweden (2004).
6. Rocha, J.F., "Nuevo viscosímetro para el estudio reológico de suspensiones de fibras: Aplicación a la industria papelera," [[New viscometer for the rheological study of fibre suspensions: application to paper

industry], Ph.D. Thesis, Departamento de Ingeniería Química; Universidad Complutense de Madrid, Spain, 2005.

7. Blanco, A., Negro, C., Fuente, H., et al., *Chem. Eng. Proc.* 46(1): 37(2007).

This paper is also published on [www.tappi.org](http://www.tappi.org) and summarized in the current issue of Paper360° magazine.

## INSIGHTS FROM THE AUTHORS

Interest in particle technology and multiphase flows led to the investigation of the relation between particle characteristics and rheological behavior of suspensions. As fibers can be considered as particles, it was just a question of extending investigation into an application important to our industrial partners.

Fibers behave quite differently from other types of particles and, thus, it was necessary to use a rheometer designed to deal with fiber suspension. We found no published information on the dependence of rheological parameters on fiber characteristics and consistency, nor did we find in the literature any similar study that used statistical design to produce the most relevant models.

The most difficult aspect of this work was the experimental part and all its preparation, because it was necessary to perform 27 experiments for each fiber-type experimental design. This involved several weeks of hard work.

From this research we discovered that consistency is the factor that most affects the rheological pa-

rameters, but temperature, as expected, and fiber length also play a role in the rheology of fiber suspensions. The most interesting finding lies in the fact that there is no fundamental difference between the rheology of short- and long-fiber suspensions. Some rheological parameters present an almost continuous behavior along the fiber length scale.

Knowledge of pulp suspensions rheology is of utmost importance for optimum design and operation of most unit operations in pulp and paper mills. Readers can use the information produced in this study to predict rheological properties of pulp suspension for more accurate designing of equipment and instrumentation. The next step will be to incorporate the research findings in the modeling of the flow of fibre suspensions.

---

*Ventura is a chemical engineer completing her Ph.D. at University of Coimbra. Garcia, Ferreira and Rasteiro are professors at the University of Coimbra, 3030-790, Coimbra, Portugal. Blanco and Negro are professors at Complutense University, 28040 Madrid, Spain. Email Rasteiro at mgr@eq.uc.pt.*



**Blanco**



**Negro**



**Ventura**



**Garcia**



**Ferreira**



**Rasteiro**