

# Modelling energy spot prices by volatility modulated Lévy-driven Volterra processes

OLE E. BARNDORFF-NIELSEN<sup>1</sup>, FRED ESPEN BENTH<sup>2</sup>  
and ALMUT E. D. VERAART<sup>3</sup>

<sup>1</sup>*Thiele Center, Department of Mathematical Sciences & CREATES, Department of Economics and Business, Aarhus University, Ny Munkegade 118, DK-8000 Aarhus C, Denmark and Technische Universität München, Institute for Advanced Study, 85748 Garching, Germany. E-mail: [oebn@imf.au.dk](mailto:oebn@imf.au.dk)*

<sup>2</sup>*Centre of Mathematics for Applications, University of Oslo, P.O. Box 1053, Blindern, N-0316 Oslo, Norway. E-mail: [fredb@math.uio.no](mailto:fredb@math.uio.no)*

<sup>3</sup>*Department of Mathematics, Imperial College London, 180 Queen's Gate, SW7 2AZ London, United Kingdom and Creates. E-mail: [a.veraart@imperial.ac.uk](mailto:a.veraart@imperial.ac.uk)*

This paper introduces the class of *volatility modulated Lévy-driven Volterra* ( $\mathcal{VM}\mathcal{LV}$ ) processes and their important subclass of *Lévy semistationary* ( $\mathcal{LSS}$ ) processes as a new framework for modelling energy spot prices. The main modelling idea consists of four principles: First, deseasonalised spot prices can be modelled directly in stationarity. Second, stochastic volatility is regarded as a key factor for modelling energy spot prices. Third, the model allows for the possibility of jumps and extreme spikes and, lastly, it features great flexibility in terms of modelling the autocorrelation structure and the Samuelson effect. We provide a detailed analysis of the probabilistic properties of  $\mathcal{VM}\mathcal{LV}$  processes and show how they can capture many stylised facts of energy markets. Further, we derive forward prices based on our new spot price models and discuss option pricing. An empirical example based on electricity spot prices from the European Energy Exchange confirms the practical relevance of our new modelling framework.

*Keywords:* energy markets; forward price; generalised hyperbolic distribution; Lévy semistationary process; Samuelson effect; spot price; stochastic integration; stochastic volatility; volatility modulated Lévy-driven Volterra process

## 1. Introduction

Energy markets have been liberalised worldwide in the last two decades. Since then we have witnessed the increasing importance of such commodity markets which organise the trade and supply of energy such as electricity, oil, gas and coal. Closely related markets include also temperature and carbon markets. There is no doubt that such markets will play a vital role in the future given that the global demand for energy is constantly increasing. The main products traded on energy markets are spot prices, futures and forward contracts and options written on them. Recently, there has been an increasing research interest in the question of how such energy prices can be modelled mathematically. In this paper, we will focus on modelling energy *spot* prices, which include day-ahead as well as real-time prices.

Traditional spot price models typically allow for *mean-reversion* to reflect the fact that spot prices are determined as equilibrium prices between supply and demand. In particular, they

are commonly based on a Gaussian Ornstein–Uhlenbeck (OU) process, see Schwartz [62], or more generally, on weighted sums of OU processes with different levels of mean-reversion, see, for example, Benth, Kallsen and Meyer-Brandis [24] and Klüppelberg, Meyer-Brandis and Schmidt [53]. In such a modelling framework, the mean-reversion is modelled directly or physically, by claiming that the price change is (negatively) proportional to the current price. In this paper, we interpret the mean-reversion often found in commodity markets in a *weak sense* meaning that prices typically concentrate around a mean-level for demand and supply reasons. In order to account for such a weak form mean-reversion, we suggest to use a modelling framework which allows to model spot prices (after seasonal adjustment) directly in *stationarity*. This paper proposes to use the class of volatility modulated Lévy-driven Volterra ( $\mathcal{VM}\mathcal{LV}$ ) processes as the building block for energy spot price models. In particular, the subclass of so-called Lévy semistationary ( $\mathcal{LSS}$ ) processes turns out to be of high practical relevance. Our main innovation lies in the fact that we propose a modelling framework for energy spot prices which (1) allows to model deseasonalised energy spot prices directly in *stationarity*, (2) comprises *stochastic volatility*, (3) accounts for the possibility of *jumps* and *spikes*, (4) features great flexibility in terms of modelling the *autocorrelation structure* of spot prices and of describing the so-called *Samuelson effect*, which refers to the finding that the volatility of a forward contract typically increases towards maturity.

We show that the new class of  $\mathcal{VM}\mathcal{LV}$  processes is analytically tractable, and we will give a detailed account of the theoretical properties of such processes. Furthermore, we derive explicit expressions for the forward prices implied by our new spot price model. In addition, we will see that our new modelling framework encompasses many classical models such as those based on the Schwartz one-factor mean-reversion model, see Schwartz [62], and the wider class of continuous-time autoregressive moving-average (CARMA) processes. In that sense, it can also be regarded as a unifying modelling approach for the most commonly used models for energy spot prices. However, the class of  $\mathcal{VM}\mathcal{LV}$  processes is much wider and directly allows to model the key special features of energy spot prices and, in particular, the stochastic volatility component.

The remaining part of the paper is structured as follows. We start by introducing the class of  $\mathcal{VM}\mathcal{LV}$  processes in Section 2. Next, we formulate both a geometric and an arithmetic spot price model class in Section 3 and describe how our new models embed many of the traditional models used in the recent literature. In Section 4, we derive the forward price dynamics of the models and consider questions like affinity of the forward price with respect to the underlying spot. Section 5 contains an empirical example, where we study electricity spot prices from the European Energy Exchange (EEX). Finally, Section 6 concludes, and the Appendix contains the proofs of the main results.

## 2. Preliminaries

Throughout this paper, we suppose that we have given a probability space  $(\Omega, \mathcal{F}, P)$  with a filtration  $\mathfrak{F} = \{\mathcal{F}_t\}_{t \in \mathbb{R}}$  satisfying the ‘usual conditions,’ see Karatzas and Shreve [52], Definition I.2.25.

### 2.1. The driving Lévy process

Let  $L = (L_t)_{t \geq 0}$  denote a càdlàg Lévy process with Lévy–Kinchine representation  $\mathbb{E}(\exp(i\zeta L_t)) = \exp(t\psi(\zeta))$  for  $t \geq 0, \zeta \in \mathbb{R}$  and

$$\psi(\zeta) = id\zeta - \frac{1}{2}\zeta^2b + \int_{\mathbb{R}} (e^{i\zeta z} - 1 - i\zeta z\mathbb{I}_{\{|z| \leq 1\}}) \ell_L(dz)$$

for  $d \in \mathbb{R}, b \geq 0$  and the Lévy measure  $\ell_L$  satisfying  $\ell_L(\{0\}) = 0$  and  $\int_{\mathbb{R}} (z^2 \wedge 1) \ell_L(dz) < \infty$ . We denote the corresponding characteristic triplet by  $(d, b, \ell_L)$ . In a next step, we extend the definition of the Lévy process to a process defined on the entire real line, by taking an independent copy of  $(L_t)_{t \geq 0}$ , which we denote by  $(L_t^*)_{t \geq 0}$  and we define  $L(t) := -L^*(-(t-))$  for  $t < 0$ . Throughout the paper  $L = (L_t)_{t \in \mathbb{R}}$  denotes such a two-sided Lévy process.

### 2.2. Volatility modulated Lévy-driven Volterra processes

The class of volatility modulated Lévy-driven Volterra ( $\mathcal{VM}\mathcal{LV}$ ) processes, introduced by Barndorff-Nielsen and Schmiegel [11], has the form

$$\bar{Y}_t = \mu + \int_{-\infty}^t G(t, s)\omega_{s-} dL_s + \int_{-\infty}^t Q(t, s)a_s ds, \quad t \in \mathbb{R}, \tag{1}$$

where  $\mu$  is a constant,  $L$  is the two-sided Lévy process defined above,  $G, Q: \mathbb{R}^2 \mapsto \mathbb{R}$  are measurable deterministic functions with  $G(t, s) = Q(t, s) = 0$  for  $t < s$ , and  $\omega = (\omega_t)_{t \in \mathbb{R}}$  and  $a = (a_t)_{t \in \mathbb{R}}$  are càdlàg stochastic processes which are (throughout the paper) assumed to be *independent* of  $L$ . In addition, we assume that  $\omega$  is positive. Note that such a process generalises the class of convoluted subordinators defined in Bender and Marquardt [21] to allow for stochastic volatility.

A very important subclass of  $\mathcal{VM}\mathcal{LV}$  processes is the new class of Lévy semistationary ( $\mathcal{LSS}$ ) processes: We choose two functions  $g, q: \mathbb{R} \mapsto \mathbb{R}_+$  such that  $G(t, s) = g(t - s)$  and  $Q(t, s) = q(t - s)$  with  $g(t - s) = q(t - s) = 0$  whenever  $s > t$ , then an  $\mathcal{LSS}$  process  $Y = \{Y_t\}_{t \in \mathbb{R}}$  is given by

$$Y_t = \mu + \int_{-\infty}^t g(t - s)\omega_{s-} dL_s + \int_{-\infty}^t q(t - s)a_s ds, \quad t \in \mathbb{R}. \tag{2}$$

Note that the name Lévy semistationary processes has been derived from the fact that the process  $Y$  is stationary as soon as  $\omega$  and  $a$  are stationary. In the case that  $L = B$  is a two-sided Brownian motion, we call such processes Brownian semistationary ( $\mathcal{BSS}$ ) processes, which have recently been introduced by Barndorff-Nielsen and Schmiegel [12] in the context of modelling turbulence in physics.

The class of  $\mathcal{LSS}$  processes can be considered as the natural analogue for (semi-) stationary processes of Lévy semimartingales ( $\mathcal{LSM}$ ), given by

$$\mu + \int_0^t \omega_{s-} dL_s + \int_0^t a_s ds, \quad t \geq 0.$$

**Remark.** The class of  $\mathcal{VM}\mathcal{L}\mathcal{V}$  processes can be embedded into the class of ambit fields, see Barndorff-Nielsen and Schmiegel [9,10], Barndorff-Nielsen, Benth and Veraart [5,6].

Also, it is possible to define  $\mathcal{VM}\mathcal{L}\mathcal{V}$  and  $\mathcal{LSS}$  processes for *singular* kernel functions  $G$  and  $g$ , respectively; a function  $G$  (or  $g$ ) defined as above is said to be singular if  $G(t, t-)$  (or  $g(0+)$ ) does not exist or is not finite.

### 2.3. Integrability conditions

In order to simplify the exposition, we will focus on the stochastic integral in the definition of an  $\mathcal{VM}\mathcal{L}\mathcal{V}$  (and of an  $\mathcal{LSS}$ ) process only. That is, throughout the rest of the paper, let

$$\bar{Y}_t = \int_{-\infty}^t G(t, s)\omega_{s-} dL_s, \quad Y_t = \int_{-\infty}^t g(t - s)\omega_{s-} dL_s, \quad t \in \mathbb{R}. \tag{3}$$

In this paper, we use the stochastic integration concept described in Basse-O’Connor, Graversen and Pedersen [20] where a stochastic integration theory on  $\mathbb{R}$ , rather than on compact intervals as in the classical framework, is presented. Throughout the paper, we assume that the filtration  $\mathfrak{F}$  is such that  $L$  is a Lévy process with respect to  $\mathfrak{F}$ , see Basse-O’Connor, Graversen and Pedersen [20], Section 4, for details.

Let  $(d, b, \ell_L)$  denote the Lévy triplet of  $L$  associated with a truncation function  $h(z) = \mathbf{1}_{\{|z| \leq 1\}}$ . According to Basse-O’Connor, Graversen and Pedersen [20], Corollary 4.1, for  $t \in \mathbb{R}$  the process  $(\phi_t(s))_{s \leq t}$  with  $\phi_t(s) := G(t, s)\omega_{s-}$  is integrable with respect to  $L$  if and only if  $(\phi_t(s))_{s \leq t}$  is  $\mathfrak{F}$ -predictable and the following conditions hold almost surely:

$$\begin{aligned} & b \int_{-\infty}^t \phi_t(s)^2 ds < \infty, \\ & \int_{-\infty}^t \int_{\mathbb{R}} (1 \wedge |\phi_t(s)z|^2) \ell_L(dz) ds < \infty, \\ & \int_{-\infty}^t \left| d\phi_t(s) + \int_{\mathbb{R}} (h(z\phi_t(s)) - \phi_t(s)h(z)) \ell_L(dz) \right| ds < \infty. \end{aligned} \tag{4}$$

When we plug in  $G(t, s) = g(t - s)$ , we immediately obtain the corresponding integrability conditions for the  $\mathcal{LSS}$  process.

**Example 1.** In the case of a Gaussian Ornstein–Uhlenbeck process, that is, when  $g(t - s) = \exp(-\alpha(t - s))$  for  $\alpha > 0$  and  $\omega \equiv 1$ , then the integrability conditions above are clearly satisfied, since we have

$$b \int_{-\infty}^t \exp(-2\alpha(t - s)) ds = \frac{1}{2\alpha} b < \infty.$$

#### 2.3.1. Square integrability

For many financial applications, it is natural to restrict the attention to models where the variance is finite, and we focus therefore on Lévy processes  $L$  with finite second moment. Note that the

integrability conditions above do not ensure square-integrability of  $\bar{Y}_t$  even if  $L$  has finite second moment. But substitute the first condition in (4) with the stronger condition

$$\int_{-\infty}^t \mathbb{E}(\phi_t(s)^2) ds = \int_{-\infty}^t G^2(t, s)\mathbb{E}[\omega_s^2] ds < \infty, \tag{5}$$

then  $\int_{-\infty}^t G(t, s)\omega_s - d(L_s - \mathbb{E}(L_s))$  is square integrable. Clearly,  $\mathbb{E}[\omega_s^2]$  is constant in case of stationarity. For the Lebesgue integral part, we need

$$\mathbb{E}\left[\left(\int_{-\infty}^t G(t, s)\omega_s ds\right)^2\right] < \infty. \tag{6}$$

According to the Cauchy–Schwarz inequality, we find

$$\mathbb{E}\left[\left(\int_{-\infty}^t G(t, s)\omega_s ds\right)^2\right] \leq \int_{-\infty}^t |G(t, s)|^{2a} ds \int_{-\infty}^t |G(t, s)|^{2(1-a)}\mathbb{E}[\omega_s^2] ds$$

for any constant  $a \in (0, 1)$ . Thus, a sufficient condition for (6) to hold is that there exists an  $a \in (0, 1)$  such that

$$\int_{-\infty}^t |G(t, s)|^{2a} ds < \infty, \quad \int_{-\infty}^t |G(t, s)|^{2(1-a)}\mathbb{E}[\omega_s^2] ds < \infty,$$

which simplifies to

$$\int_0^\infty g^{2a}(x) dx < \infty, \quad \int_{-\infty}^t g^{2(1-a)}(t-s)\mathbb{E}[\omega_s^2] ds < \infty, \tag{7}$$

in the  $\mathcal{LSS}$  case. Given a model for  $\omega$  and  $g$ , these conditions are simple to verify. Let us consider an example.

**Example 2.** In Example 1, we showed that for the kernel function  $g(x) = \exp(-\alpha x)$  and in the case of constant volatility, the conditions (4) are satisfied. Next, suppose that there is stochastic volatility, which is defined by the Barndorff-Nielsen and Shephard [13] stochastic volatility model, that is  $\omega_s^2 = \int_{-\infty}^s e^{-\lambda(s-u)} dU_{\lambda,s}$ , for  $s \in \mathbb{R}$ ,  $\lambda > 0$  and a subordinator  $U$ . Suppose now that  $U$  has cumulant function  $\int_0^\infty (\exp(i\theta z) - 1)\ell_U(dz)$  for a Lévy measure  $\ell_U$  supported on the positive real axis, and that  $U_1$  has finite expectation. In this case, we have that  $\mathbb{E}[\omega_s^2] = \int_0^\infty z\ell_U(dz) < \infty$  for all  $s$ . Thus, both (5) and (6) are satisfied (the latter can be seen after using the sufficient conditions), and we find that  $Y_t$  is a square-integrable stochastic process.

### 3. The new model class for energy spot prices

This section presents the new modelling framework for energy spot prices, which is based on  $\mathcal{VMCV}$  processes. As before, for ease of exposition, we will disregard the drift part in the general

$\mathcal{VM}\mathcal{LV}$  process for most of our analysis and rather use  $\bar{Y} = (\bar{Y}_t)_{t \in \mathbb{R}}$  with

$$\bar{Y}_t = \int_{-\infty}^t G(t, s) \omega_{s-} dL_s \quad (8)$$

as the building block for energy spot price, see (1) for the precise definition of all components. Throughout the paper, we assume that the corresponding integrability conditions hold. We can use the  $\mathcal{VM}\mathcal{LV}$  process defined in (8) as the building block to define both a geometric and an arithmetic model for the energy spot price. Also, we need to account for trends and seasonal effects. Let  $\Lambda : [0, \infty) \rightarrow [0, \infty)$  denote a bounded and measurable deterministic seasonality and trend function.

In a *geometric* set up, we define the spot price  $S^g = (S_t^g)_{t \geq 0}$  by

$$S_t^g = \Lambda(t) \exp(\bar{Y}_t), \quad t \geq 0. \quad (9)$$

In such a modelling framework, the deseasonalised, logarithmic spot price is given by a  $\mathcal{VM}\mathcal{LV}$  process. Alternatively, one can construct a spot price model which is of *arithmetic* type. In particular, we define the electricity spot price  $S^a = (S_t^a)_{t \geq 0}$  by

$$S_t^a = \Lambda(t) + \bar{Y}_t, \quad t \geq 0. \quad (10)$$

(Note that the seasonal function  $\Lambda$  in the geometric and the arithmetic model is typically not the same.) For general asset price models, one usually formulates conditions which ensure that prices can only take positive values. We can easily ensure positivity of our arithmetic model by imposing that  $L$  is a Lévy subordinator and that the kernel function  $G$  takes only positive values.

### 3.1. Model properties

#### 3.1.1. Possibility of modelling in stationarity

We have formulated the new spot price model in the general form based on a  $\mathcal{VM}\mathcal{LV}$  process to be able to account for non-stationary effects, see, for example, Burger *et al.* [38], Burger, Graeber and Schindlmayr [37]. If the empirical data analysis, however, supports the assumption of working under stationarity, then we will restrict ourselves to the analysis of  $\mathcal{LSS}$  processes with stationary stochastic volatility. As mentioned in the **Introduction**, traditional models for energy spot prices are typically based on mean-reverting stochastic processes, see, for example, Schwartz [62], since such a modelling framework reflects the fact that commodity spot prices are equilibrium prices determined by supply and demand. Stationarity can be regarded as a weak form of mean-reversion and is often found in empirical studies on energy spot prices; one such example will be presented in this paper.

#### 3.1.2. The initial value

In order to be able to have a stationary model, the lower integration bound in the definition of the  $\mathcal{VM}\mathcal{LV}$  process, and in particular for the  $\mathcal{LSS}$  process, is chosen to be  $-\infty$  rather than 0.

Clearly, in any real application, we observe data from a starting value onwards, which is traditionally chosen as the observation at time  $t = 0$ . Hence, while  $\mathcal{VM}\mathcal{LV}$  processes are defined on the entire real line, we only define the spot price for  $t \geq 0$ . The observed initial value of the spot price at time  $t = 0$  is assumed to be a *realisation* of the random variable  $S_0^g = \Lambda(0) \exp(\bar{Y}_0)$  and  $S_0^a = \Lambda(0) + \bar{Y}_0$ , respectively. Such a choice guarantees that the deseasonalised spot price is a stationary process, provided we are in the stationary  $\mathcal{LSS}$  framework.

### 3.1.3. The driving Lévy process

Since  $\mathcal{VM}\mathcal{LV}$  and  $\mathcal{LSS}$  processes are driven by a general Lévy process  $L$ , it is possible to account for price jumps and spikes, which are often observed in electricity markets. At the same time, one can also allow for Brownian motion-driven models, which are very common in, for example, temperature markets, see, for example, Benth, Härdle and Cabrera [23].

### 3.1.4. Stochastic volatility

A key ingredient of our new modelling framework which sets the model apart from many traditional models is the fact that it allows for stochastic volatility. Volatility clusters are often found in energy prices, see, for example, Hikspoors and Jaimungal [50], Trolle and Schwartz [64], Benth [22], Benth and Vos [26], Koopman, Ooms and Carnero [55], Veraart and Veraart [65]. Therefore, it is important to have a stochastic volatility component, given by  $\omega$ , in the model. Note that a very general model for the volatility process would be to choose an  $\mathcal{VM}\mathcal{LV}$  process, that is,  $\omega_t^2 = Z_t$  and

$$Z_t = \int_{-\infty}^t i(t, s) dU_s, \quad (11)$$

where  $i$  denotes a deterministic, positive function and  $U$  is a Lévy subordinator. In fact, if we want to ensure that the volatility  $Z$  is stationary, we can work with a function of the form  $i(t, s) = i^*(t - s)$ , for a deterministic, positive function  $i^*$ .

### 3.1.5. Autocorrelation structure and Samuelson effect

The kernel function  $G$  (or  $g$ ) plays a vital role in our model and introduces a flexibility which many traditional models lack: We will see in Section 3.2 that the kernel function – together with the autocorrelation function of the stochastic volatility process – determines the autocorrelation function of the process  $\bar{Y}$ . Hence our  $\mathcal{VM}\mathcal{LV}$  – based models are able to produce various types of autocorrelation functions depending on the choice of the kernel function  $G$ . It is important to stress here that this can be achieved by using *one*  $\mathcal{VM}\mathcal{LV}$  process only, whereas some traditional models need to introduce a multi-factor structure to obtain a comparable modelling flexibility. Also due to the flexibility in the choice of the kernel function, we can achieve greater flexibility in modelling the shape of the Samuelson effect often observed in forward prices, including the hyperbolic one suggested by Bjerksund, Rasmussen and Stensland [31] as a reasonable volatility feature in power markets. Note that we obtain the modelling flexibility in terms of the general kernel function  $G$  here since we specify our model directly through a stochastic integral whereas most of the traditional models are specified through evolutionary equations, which limit

the choices of kernel functions associated with solutions to such equations. In that context, we note that a  $\mathcal{VM}\mathcal{LV}$  or an  $\mathcal{LSS}$  process cannot in general be written in form of a stochastic differential equation (due to the non-semimartingale character of the process). In Section 3.3, we will discuss sufficient conditions which ensure that an  $\mathcal{LSS}$  process is a semimartingale.

### 3.1.6. A unifying approach for traditional spot price models

As already mentioned above, energy spot prices are typically modelled in stationarity, hence the class of  $\mathcal{LSS}$  processes is particularly relevant for applications. In the following, we will show that many of the traditional spot price models can be embedded into our  $\mathcal{LSS}$  process-based framework.

Our new framework nests the stationary version of the classical one-factor Schwartz [62] model studied for oil prices. By letting  $L$  be a Lévy process with the pure-jump part given as a compound Poisson process, Cartea and Figueroa [40] successfully fitted the Schwartz model to electricity spot prices in the UK market. Benth and Šaltytė Benth [27] used a normal inverse Gaussian Lévy process  $L$  to model UK spot gas and Brent crude oil spot prices. Another example which is nested by the class of  $\mathcal{LSS}$  processes is a model studied in Benth [22] in the context of gas markets, where the deseasonalised logarithmic spot price dynamics is assumed to follow a one-factor Schwartz process with stochastic volatility. A more general class of models which is nested is the class of so-called CARMA-processes, which has been successfully used in temperature modelling and weather derivatives pricing, see Benth, Šaltytė Benth and Koekebakker [30], Benth, Härdle and López Cabrera [23] and Härdle and López Cabrera [49], and more recently for electricity prices by García, Klüppelberg and Müller [45], Benth *et al.* [25]. A CARMA process is the continuous-time analogue of an ARMA time series, see Brockwell [33], Brockwell [34] for definition and details. More precisely, suppose that for nonnegative integers  $p > q$

$$Y_t = \mathbf{b}'\mathbf{V}_t,$$

where  $\mathbf{b} \in \mathbb{R}^p$  and  $\mathbf{V}$  is a  $p$ -dimensional OU process of the form

$$d\mathbf{V}_t = \mathbf{A}\mathbf{V}_t dt + \mathbf{e}_p dL_t, \quad (12)$$

with

$$\mathbf{A} = \begin{bmatrix} 0 & & \mathbf{I}_{p-1} \\ -\alpha_p & -\alpha_{p-1} & \cdots & -\alpha_1 \end{bmatrix}.$$

Here we use the notation  $\mathbf{I}_{p-1}$  for the  $(p-1) \times (p-1)$ -identity matrix,  $\mathbf{e}_p$  the  $p$ th coordinate vector (where the first  $p-1$  entries are zero and the  $p$ th entry is 1) and  $\mathbf{b}' = [b_0, b_1, \dots, b_{p-1}]$  is the transpose of  $\mathbf{b}$ , with  $b_q = 1$  and  $b_j = 0$  for  $q < j < p$ . In Brockwell [35], it is shown that if all the eigenvalues of  $\mathbf{A}$  have negative real parts, then  $(\mathbf{V}_t)_{t \in \mathbb{R}}$  defined as

$$\mathbf{V}_t = \int_{-\infty}^t e^{\mathbf{A}(t-s)} \mathbf{e}_p dL(s),$$

is the (strictly) stationary solution of (12). Moreover,

$$Y_t = \mathbf{b}'\mathbf{V}_t = \int_{-\infty}^t \mathbf{b}' e^{\mathbf{A}(t-s)} \mathbf{e}_p dL(s), \quad (13)$$



is a CARMA( $p, q$ ) process. Hence, specifying  $g(x) = \mathbf{b}' \exp(\mathbf{A}x) \mathbf{e}_p$  in (13), the log-spot price dynamics will be an  $\mathcal{LSS}$  process, but without stochastic volatility. García, Klüppelberg and Müller [45] argue for CARMA(2, 1) dynamics as an appropriate class of models for the deseasonalised log-spot price at the Singapore New Electricity Market. The innovation process  $L$  is chosen to be in the class of stable processes. From Benth, Šaltytė Benth and Koekebakker [30], Brownian motion-driven CARMA(3, 0) models seem appropriate for modelling daily average temperatures, and are applied for temperature derivatives pricing, including forward price dynamics of various contracts. More recently, the dynamics of wind speeds have been modelled by a Brownian motion-driven CARMA(4, 0) model, and applied to wind derivatives pricing, see Benth and Šaltytė Benth [28] for more details.

Finally note that the arithmetic model based on a superposition of  $\mathcal{LSS}$  processes nests the non-Gaussian Ornstein–Uhlenbeck model which has recently been proposed for modelling electricity spot prices, see Benth, Kallsen and Meyer-Brandis [24].

We emphasize again that, beyond the fact that  $\mathcal{LSS}$  processes can be regarded as a unifying modelling approach which nest many of the existing spot price models, they also open up for entirely *new* model specifications, including more general choices of the kernel function (resulting in non-linear models) and the presence of stochastic volatility.

### 3.2. Second order structure

Next, we study the second order structure of volatility modulated Volterra processes  $\bar{Y} = (\bar{Y}_t)_{t \in \mathbb{R}}$ , where  $\bar{Y}_t = \int_{-\infty}^t G(t, s) \omega_{s-} dL_s$ , assuming the integrability conditions (4) hold and that in addition  $\bar{Y}$  is square integrable. Let  $\kappa_1 = \mathbb{E}(L_1)$  and  $\kappa_2 = \text{Var}(L_1)$ . Recall that throughout the paper we assume that the stochastic volatility  $\omega$  is independent of the driving Lévy process. Note that proofs of the following results are easy and hence omitted.

**Proposition 1.** *The conditional second order structure of  $\bar{Y}$  is given by*

$$\begin{aligned} \mathbb{E}(\bar{Y}_t | \omega) &= \kappa_1 \int_{-\infty}^t G(t, s) \omega_s ds, & \text{Var}(\bar{Y}_t | \omega) &= \kappa_2 \int_{-\infty}^t G(t, s)^2 \omega_s^2 ds, \\ \text{Cov}((\bar{Y}_{t+h}, \bar{Y}_t) | \omega) &= \kappa_2 \int_{-\infty}^t G(t+h, s) G(t, s) \omega_s^2 ds & \text{for } t \in \mathbb{R}, h \geq 0. \end{aligned}$$

**Corollary 1.** *The conditional second order structure of  $Y$  is given by*

$$\begin{aligned} \mathbb{E}(Y_t | \omega) &= \kappa_1 \int_0^\infty g(x) \omega_{t-x} dx, & \text{Var}(Y_t | \omega) &= \kappa_2 \int_0^\infty g(x)^2 \omega_{t-x}^2 dx, \\ \text{Cov}((Y_{t+h}, Y_t) | \omega) &= \kappa_2 \int_0^\infty g(x+h) g(x) \omega_{t-x}^2 dx & \text{for } t \in \mathbb{R}, h \geq 0. \end{aligned}$$

The unconditional second order structure of  $\bar{Y}$  is then given as follows.

**Proposition 2.** *The second order structure of  $\bar{Y}$  for stationary  $\omega$  is given by*

$$\begin{aligned} \mathbb{E}(\bar{Y}_t) &= \kappa_1 \mathbb{E}(\omega_0) \int_{-\infty}^t G(t, s) \, ds, \\ \text{Var}(\bar{Y}_t) &= \kappa_2 \mathbb{E}(\omega_0^2) \int_{-\infty}^t G(t, s)^2 \, ds + \kappa_1^2 \int_{-\infty}^t \int_{-\infty}^t G(t, s) G(t, u) \gamma(|s - u|) \, ds \, du, \\ \text{Cov}(\bar{Y}_{t+h}, \bar{Y}_t) &= \kappa_2 \mathbb{E}(\omega_0^2) \int_{-\infty}^t G(t+h, s) G(t, s) \, ds \\ &\quad + \kappa_1^2 \int_{-\infty}^{t+h} \int_{-\infty}^t G(t+h, s) G(t, u) \gamma(|s - u|) \, ds \, du, \end{aligned}$$

where  $\gamma(h) = \text{Cov}(\omega_{t+h}, \omega_t)$  denotes the autocovariance function of  $\omega$ , for  $t \in \mathbb{R}, h \geq 0$ .

The unconditional second order structure of  $Y$  is then given as follows.

**Corollary 2.** *The second order structure of  $Y$  for stationary  $\omega$  is given by*

$$\begin{aligned} \mathbb{E}(Y_t) &= \kappa_1 \mathbb{E}(\omega_0) \int_0^\infty g(x) \, dx, \\ \text{Var}(Y_t) &= \kappa_2 \mathbb{E}(\omega_0^2) \int_0^\infty g(x)^2 \, dx + \kappa_1^2 \int_0^\infty \int_0^\infty g(x) g(y) \gamma(|x - y|) \, dx \, dy, \\ \text{Cov}(Y_{t+h}, Y_t) &= \kappa_2 \mathbb{E}(\omega_0^2) \int_0^\infty g(x+h) g(x) \, dx + \kappa_1^2 \int_0^\infty \int_0^\infty g(x+h) g(y) \gamma(|x - y|) \, dx \, dy, \end{aligned}$$

where  $\gamma(x) = \text{Cov}(\omega_{t+x}, \omega_t)$  denotes the autocovariance function of  $\omega$ , for  $t \in \mathbb{R}, h \geq 0$ . Hence, we have

$$\begin{aligned} \text{Cor}(Y_{t+h}, Y_t) &= \frac{\kappa_2 \mathbb{E}(\omega_0^2) \int_0^\infty g(x+h) g(x) \, dx + \kappa_1^2 \int_0^\infty \int_0^\infty g(x+h) g(y) \gamma(|x - y|) \, dx \, dy}{\kappa_2 \mathbb{E}(\omega_0^2) \int_0^\infty g(x)^2 \, dx + \kappa_1^2 \int_0^\infty \int_0^\infty g(x) g(y) \gamma(|x - y|) \, dx \, dy}. \end{aligned} \tag{14}$$

**Corollary 3.** *If  $\kappa_1 = 0$  or if  $\omega$  has zero autocorrelation, then*

$$\text{Cor}(Y_{t+h}, Y_t) = \frac{\int_0^\infty g(x+h) g(x) \, dx}{\int_0^\infty g(x)^2 \, dx}.$$

The last corollary shows that we get the same autocorrelation function as in the BSS model. From the results above, we clearly see the influence of the general damping function  $g$  on the correlation structure. A particular choice of  $g$ , which is interesting in the energy context is studied in the next example.

**Example 3.** Consider the case  $g(x) = \frac{\sigma}{x+b}$ , for  $\sigma, b > 0$  and  $\omega \equiv 1$ , which is motivated from the forward model of Bjerksund, Rasmussen and Stensland [31], which we shall return to in Section 4. We have that  $\int_0^\infty g^2(x) dx = \frac{\sigma^2}{b}$ . This ensures integrability of  $g(t-s)$  over  $(-\infty, t)$  with respect to any square integrable martingale Lévy process  $L$ . Furthermore,  $\int_0^\infty g(x+h)g(x) dx = \frac{\sigma^2}{h} \ln(1 + \frac{h}{b})$ . Thus,

$$\text{Cor}(Y_{t+h}, Y_t) = \frac{b}{h} \ln\left(1 + \frac{h}{b}\right).$$

Observe that since  $g$  can be written as

$$g(x) = \frac{\sigma}{x+b} = \int_0^x \frac{-\sigma ds}{(s+b)^2} + \frac{\sigma}{b},$$

it follows that the process  $Y(t) = \int_{-\infty}^t g(t-s) dB_s$  is a semimartingale according to the Knight condition, see Knight [54] and also Basse [18], Basse and Pedersen [19], Basse-O'Connor, Gra-verzen and Pedersen [20].

### 3.3. Semimartingale conditions and absence of arbitrage

We pointed out that the subclass of LSS processes are particularly relevant for modelling energy spot prices since they allow one to model directly in stationarity. Let us focus on this class in more detail. Clearly, an LSS process is in general not a semimartingale. However, we can formulate sufficient conditions on the kernel function and on the stochastic volatility component which ensure the semimartingale property. The sufficient conditions are in line with the conditions formulated for BSS processes in Barndorff-Nielsen and Schmiegel [12], see also Barndorff-Nielsen and Basse-O'Connor [4]. Note that the proofs of the following results are provided in the Appendix.

**Proposition 3.** *Let  $Y$  be an LSS process as defined in (2). Suppose the following conditions hold:*

- (i)  $\mathbb{E}|L_1| < \infty$ .
- (ii) *The function values  $g(0+)$  and  $q(0+)$  exist and are finite.*
- (iii) *The kernel function  $g$  is absolutely continuous with square integrable derivative  $g'$ .*
- (iv) *The process  $(g'(t-s)\omega_{s-})_{s \in \mathbb{R}}$  is square integrable for each  $t \in \mathbb{R}$ .*
- (v) *The process  $(q'(t-s)a_s)_{s \in \mathbb{R}}$  is integrable for each  $t \in \mathbb{R}$ .*

Then  $(Y_t)_{t \geq 0}$  is a semimartingale with representation

$$Y_t = Y_0 + g(0+) \int_0^t \omega_{s-} d\bar{L}_s + \int_0^t A_s ds \quad \text{for } t \geq 0, \tag{15}$$

where  $\bar{L}_s = L_s - \mathbb{E}(L_s)$  for  $s \in \mathbb{R}$  and

$$A_s = g(0+)\omega_{s-}\mathbb{E}(L_1) + \int_{-\infty}^s g'(s-u)\omega_{u-} dL_u + q(0+)a_s + \int_{-\infty}^s q'(s-u)a_u du.$$

**Example 4.** An example of a kernel function which satisfies the above conditions is given by

$$g(x) = \sum_{i=1}^J w_i \exp(-\lambda_i x) \quad \text{for } \lambda_i > 0, w_i \geq 0, i = 1, \dots, J.$$

For  $J = 1$ ,  $Y$  is given by a volatility modulated Ornstein–Uhlenbeck process.

In a next step, we are now able to find a representation for the quadratic variation of an  $\mathcal{LSS}$  process provided the conditions of Proposition 3 are satisfied.

**Proposition 4.** *Let  $Y$  be an  $\mathcal{LSS}$  process and suppose that the sufficient conditions for  $Y$  to be a semimartingale (as formulated in Proposition 3) hold. Then, the quadratic variation of  $Y$  is given by*

$$[Y]_t = g(0+)^2 \int_0^t \omega_{s-}^2 d[L]_s \quad \text{for } t \geq 0.$$

Note that the quadratic variation is a prominent measure of accumulated stochastic volatility or intermittency over a certain period of time and, hence, is a key object of interest in many areas of application and, in particular, in finance.

The question of deriving semimartingale conditions for  $\mathcal{LSS}$  processes is closely linked to the question whether a spot price model based on an  $\mathcal{LSS}$  process is prone to arbitrage opportunities. In classical financial theory, we usually stick to the semimartingale framework to ensure the absence of arbitrage. Nevertheless one might ask the question whether one could still work with the wider class of  $\mathcal{LSS}$  processes which are not semimartingales. Here we note that the standard semimartingale assumption in mathematical finance is only valid for *tradeable* assets in the sense of assets which can be held in a portfolio. Hence, when dealing with, for example, electricity spot prices, this assumption is not valid since electricity is essentially non-storable. Hence, such a spot price cannot be part of any financial portfolio and, therefore, the requirement of being a martingale under some equivalent measure  $Q$  is not necessary.

Guasoni, Rásonyi and Schachermayer [47] have pointed out that, while in frictionless markets martingale measures play a key role, this is not the case any more in the presence of market imperfections. In fact, in markets with transaction costs, *consistent price systems* as introduced in Schachermayer [61] are essential. In such a set-up, even processes which are not semimartingales can ensure that we have *no free lunch with vanishing risk* in the sense of Delbaen and Schachermayer [42]. It turns out that if a continuous price process has *conditional full support*, then it admits consistent price systems for arbitrarily small transaction costs, see Guasoni, Rásonyi and Schachermayer [47]. It has recently been shown by Pakkanen [57], that under certain conditions, a  $\mathcal{BSS}$  process has conditional full support. This means that such processes can be used in financial applications without necessarily giving rise to arbitrage opportunities.

### 3.4. Model extensions

Let us briefly point out some model extensions concerning a multi-factor structure, non-stationary effects, multivariate models and alternative methods for incorporating stochastic volatility.

A straightforward extension of our model is to study a superposition of  $\mathcal{LSS}$  processes for the spot price dynamics. That is, we could replace the process  $Y$  by a superposition of  $J \in \mathbb{N}$  factors:

$$\sum_{i=1}^J w_i Y_t^{(i)} \quad \text{where } w_1, \dots, w_J \geq 0, \sum_{i=1}^J w_i = 1, \tag{16}$$

and where all  $Y_t^{(i)}$  are defined as in (8) for independent Lévy processes  $L^{(i)}$  and independent stochastic volatility processes  $\omega^{(i)}$ , in both the geometric and the arithmetic model. Such models include the Benth, Kallsen and Meyer-Brandis [24] model as a special case. A superposition of factors  $Y^{(i)}$  opens up for separate modelling of spikes and other effects. For instance, one could let the first factor account for the spikes, using a Lévy process with big jumps at low frequency, while the function  $g$  forces the jumps back at a high speed. The next factor(s) could model the “normal” variations of the market, where one observes a slower force of mean-reversion, and high frequent Brownian-like noise, see Veraart and Veraart [65] for extensions along these lines. Note that all the results we derive in this paper based on the one factor model can be easily generalised to accommodate for the multi-factor framework. It should be noted that this type of “superposition” is quite different from the concept behind supOU processes as studied in, for example, Barndorff-Nielsen and Stelzer [15].

In order to study various energy spot prices simultaneously, one can consider extensions to a multivariate framework along the lines of Barndorff-Nielsen and Stelzer [15,16], Veraart and Veraart [65].

In addition, another interesting aspect which we leave for future research is the question of alternative ways of introducing stochastic volatility in  $\mathcal{VM}\mathcal{L}\mathcal{V}$  processes. So far, we have introduced stochastic volatility by considering a stochastic proportional of the driving Lévy process, that is, we work with a stochastic integral of  $\omega$  with respect to  $L$ . An alternative model specification could be based on a stochastic time change  $\int_{-\infty}^t G(t, s) dL_{\omega_s^{2+}}$ , where  $\omega_s^{2+} = \int_0^s \omega_u^2 du$ . Such models can be constructed in a fashion similar to that of volatility modulated non-Gaussian Ornstein–Uhlenbeck processes introduced in Barndorff-Nielsen and Veraart [17]. We know that outside the Brownian or stable Lévy framework, stochastic proportional and stochastic time change are not equivalent. Whereas in the first case the jump size is modulated by a volatility term, in the latter case the speed of the process is changed randomly. These two concepts are in fact fundamentally different (except for the special cases pointed out above) and, hence, it will be worth investigating whether a combination of stochastic proportional and stochastic time change might be useful in certain applications.

## 4. Pricing of forward contracts

In this subsection, we are concerned with the calculation of the forward price  $F_t(T)$  at time  $t \geq 0$  for contracts maturing at time  $T \geq t$ . We denote by  $T^* < \infty$  a finite time horizon for the forward

market, meaning that all contracts of interest mature *before* this date. Note that in energy markets, the corresponding commodity typically gets delivered over a delivery period rather than at a fixed point in time. Extensions to such a framework can be dealt with using standard methods, see, for example, Benth, Šaltytė Benth and Koekebakker [29] for more details.

Let  $S = (S)_{t \geq 0}$  denote the spot price, being either of geometric or arithmetic kind as defined in (9) and (10), respectively, with

$$\bar{Y}_t = \int_{-\infty}^t G(t, s)\omega_{s-} dL_s, \quad Z_t = \omega_t^2 = \int_{-\infty}^t i(t, s) dU_s,$$

where the stochastic volatility  $\omega$  is chosen as previously defined in (11). Clearly, the corresponding results for  $\mathcal{LSS}$  processes can be obtained by choosing  $G(t, s) = g(t - s)$ . We use the conventional definition of a forward price in incomplete markets, see Duffie [43], ensuring the martingale property of  $t \mapsto F_t(T)$ ,

$$F_t(T) = \mathbb{E}_Q[S_T | \mathcal{F}_t], \quad 0 \leq t \leq T \leq T^*, \tag{17}$$

with  $Q$  being an equivalent probability measure to  $P$ . Here, we suppose that  $S_T \in L^1(Q)$ , the space of integrable random variables. In a moment, we shall introduce sufficient conditions for this.

### 4.1. Change of measure by generalised Esscher transform

In finance, one usually uses equivalent martingale measures  $Q$ , meaning that the equivalent probability measure  $Q$  should turn the discounted price dynamics of the underlying asset into a (local)  $Q$ -martingale. However, as we have already discussed, this restriction is not relevant in, for example, electricity markets since the spot is not tradeable. Thus, we may choose any equivalent probability  $Q$  as pricing measure. In practice, however, one restricts to a parametric class of equivalent probability measures, and the standard choice seems to be given by the Esscher transform, see Benth, Šaltytė Benth and Koekebakker [29], Shiryaev [63]. The Esscher transform naturally extends the Girsanov transform to Lévy processes.

To this end, consider  $Q_L^\theta$  defined as the (generalised) Esscher transform of  $L$  for a parameter  $\theta(t)$  being a Borel measurable function. Following Shiryaev [63] (or Benth, Šaltytė Benth and Koekebakker [29], Barndorff-Nielsen and Shiryaev [14]),  $Q_L^\theta$  is defined via the Radon–Nikodym density process

$$\frac{dQ_L^\theta}{dP} \Big|_{\mathcal{F}_t} = \exp\left(\int_0^t \theta(s) dL_s - \int_0^t \phi_L(\theta(s)) ds\right) \tag{18}$$

for  $\theta(\cdot)$  being a real-valued function which is integrable with respect to the Lévy process on  $[0, T^*]$ , and

$$\phi_L(x) = \log(\mathbb{E}(\exp(xL_1))) = \psi(-ix) = dx + \frac{1}{2}x^2b + \int_{\mathbb{R}} (e^{xz} - 1 - xz\mathbb{I}_{\{|z| \leq 1\}}) \ell_L(dz),$$

(for  $x \in \mathbb{R}$ ) being the log-moment generating function of  $L_1$ , assuming that the moment generating function of  $L_1$  exists.

A special choice is the ‘constant’ measure change, that is, letting

$$\theta(t) = \theta \mathbf{1}_{[0, \infty)}(t). \tag{19}$$

In this case, if under the measure  $P$ ,  $L$  has characteristic triplet  $(d, b, \ell_L)$ , where  $d$  is the drift,  $b$  is the squared volatility of the continuous martingale part and  $\ell_L$  is the Lévy measure in the Lévy–Kinchine representation, see Shiryaev [63], a fairly straightforward calculation shows that, see Shiryaev [63] again, the Esscher transform preserves the Lévy property of  $L$ , and the characteristic triplet under the measure  $Q_L^\theta$  on the interval  $[0, T^*]$  becomes  $(d_\theta, b, \exp(\theta \cdot) \ell_L)$ , where

$$d_\theta = d + b\theta + \int_{|z| \leq 1} z(e^{\theta z} - 1) \ell_L(dz).$$

This comes from the simple fact that the logarithmic moment generating function of  $L$  under  $Q_L^\theta$  is

$$\phi_L^\theta(x) \triangleq \phi_L(x + \theta) - \phi_L(x). \tag{20}$$

**Remark.** It is important to note here that the choice of  $\theta(t)$  (as, e.g., in (19)) forces us to choose a *starting time* since the function  $\theta$  will *not* be integrable with respect to  $L$  on the unbounded interval  $(-\infty, t)$ . Recall that the only reason why we model from  $-\infty$  rather than from 0 is the fact that we want to be able to obtain a stationary process under the probability measure  $P$ . Throughout this section, we choose the starting time to be zero, which is a convenient choice since  $L_0 = 0$ , and it is also practically reasonable since this can be considered as the time from which we start to observe the process. With such a choice, we do not introduce any risk premium for  $t < 0$ .

In the general case, with a time-dependent parameter function  $\theta(t)$ , the characteristic triplet of  $L$  under  $Q_L^\theta$  will become time-dependent, and hence the Lévy process property is lost. Instead,  $L$  will be an independent increment process (sometimes called an additive process). Note that if  $L = B$ , a Brownian motion, the Esscher transform is simply a Girsanov change of measure where  $dB_t = \theta(t) dt + dW_t$  for  $0 \leq t \leq T^*$  and a  $Q_L^\theta$ -Brownian motion  $W$ .

Similarly, we do a (generalised) Esscher transform of  $U$ , the subordinator driving the stochastic volatility model, see (11). We define  $Q_U^\eta$  to have the Radon–Nikodym density process

$$\frac{dQ_U^\eta}{dP} \Big|_{\mathcal{F}_t} = \exp\left(\int_0^t \eta(s) dU_s - \int_0^t \phi_U(\eta(s)) ds\right)$$

for  $\eta(\cdot) \in \mathbb{R}$  being a real-valued function which is integrable with respect to  $U$  on  $[0, T^*]$ , and  $\phi_U(x) = \log(\mathbb{E}(\exp(xU_1)))$  being the log-moment generating function of  $U_1$ . Since  $U$  is a subordinator, we obtain

$$\phi_U(x) = \tilde{d}x + \int_0^\infty (e^{xz} - 1) \ell_U(dz),$$

where  $\tilde{d} \geq 0$  and  $\ell_U$  denotes the Lévy measure associated with  $U$ .

**Remark.** Our discussion above on choosing a starting value applies to the measure transform for the volatility process as well, and hence throughout the paper we will work under the assumption that  $\theta(s) = \eta(s) = 0$ , for  $s < 0$ . Note in particular, that this assumption implies that under the risk-neutral probability measure, the characteristic triplets of  $L$  and  $U$  only change on the time interval  $[0, T^*]$ . On the interval  $(-\infty, 0)$ , we have the same characteristic triplet for  $L$  and  $U$  as under  $P$ .

Choosing  $\eta(t) = \eta \mathbf{1}_{[0, \infty)}(t)$ , with a constant  $\eta \in \mathbb{R}$ , an Esscher transform will give a characteristic triplet  $(\tilde{d}, 0, \exp(\eta \cdot) \ell_U)$ , which thus preserves the subordinator property of  $(U_t)_{0 \leq t \leq T^*}$  under  $Q_U^\eta$ . For the general case, the process  $U$  will be a time-inhomogeneous subordinator (independent increment process with positive jumps). The log-moment generating function of  $U_1$  under the measure  $Q_U^\eta$  is denoted by  $\phi_U^\eta(x)$ .

In order to ensure the existence of the (generalised) Esscher transforms, we need some conditions. We need that there exists a constant  $c > 0$  such that  $\sup_{0 \leq s \leq T^*} |\theta(s)| \leq c$ , and where  $\int_{|z| > 1} \exp(cz) \ell_L(dz) < \infty$ . (Similarly, we must have such a condition for the Lévy measure of the subordinator driving the stochastic volatility, that is,  $\ell_U$ ). Also, we must require that exponential moments of  $L_1$  and  $U_1$  exist. More precisely, we suppose that parameter functions  $\theta(\cdot)$  and  $\eta(\cdot)$  of the (generalised) Esscher transform are such that

$$\int_0^{T^*} \int_{|z| > 1} e^{|\theta(s)z|} \ell_L(dz) ds < \infty, \quad \int_0^{T^*} \int_{|z| > 1} e^{|\eta(s)z|} \ell_U(dz) ds < \infty. \tag{21}$$

The exponential integrability conditions of the Lévy measures of  $L$  and  $U$  imply the existence of exponential moments, and thus that the Esscher transforms  $Q_L^\theta$  and  $Q_U^\eta$  are well defined.

We define the probability  $Q^{\theta, \eta} \triangleq Q_L^\theta \times Q_U^\eta$  as the class of pricing measures for deriving forward prices. In this respect,  $\theta(t)$  may be referred to as the market price of risk, whereas  $\eta(t)$  is the market price of volatility risk. We note that a choice  $\theta > 0$  will put more weight to the positive jumps in the price dynamics, and less on the negative, increasing the “risk” for big upward movements in the prices under  $Q^{\theta, \eta}$ .

Let us denote by  $\mathbb{E}_{\theta, \eta}$  the expectation operator with respect to  $Q^{\theta, \eta}$ , and by  $\mathbb{E}_\eta$  the expectation with respect to  $Q_U^\eta$ .

#### 4.1.1. Forward price in the geometric case

Suppose that the spot price is defined by the geometric model

$$S_t := S_t^g = \Lambda(t) \exp(\bar{Y}_t),$$

where  $\bar{Y}$  is defined as in (3). In order to have the forward price  $F_t(T)$  well defined, we need to ensure that the spot price is integrable with respect to the chosen pricing measure  $Q^{\theta, \eta}$ . We discuss this issue in more detail in the following.

We know that  $\omega$  is positive and in general not bounded since it is defined via a subordinator. Thus,  $G(t, s)\omega_s + \theta(s)$  (for  $s \leq t$ ) is unbounded as well. Supposing that  $L$  has exponential moments of all orders, we can calculate as follows using iterated expectations conditioning on the



filtration  $\mathcal{G}_t$  generated by the paths of  $\omega_s$ , for  $s \leq t$ :

$$\begin{aligned} \mathbb{E}_{\theta, \eta}[S_T] &= \Lambda(T) \mathbb{E}_{\theta, \eta} \left[ \mathbb{E}_{\theta, \eta} \left[ \exp \left( \int_{-\infty}^T G(T, s) \omega_{s-} dL_s \right) \middle| \mathcal{G}_T \right] \right] \\ &= \Lambda(T) \mathbb{E}_{\eta} \left[ \exp \left( \int_{-\infty}^0 \phi_L(G(T, s) \omega_s) ds \right) \exp \left( \int_0^T \phi_L^\theta(G(T, s) \omega_s) ds \right) \right]. \end{aligned}$$

To have that  $S_T \in L^1(Q^{\theta, \eta})$ , the two integrals must be finite. This puts additional restrictions on the choice of  $\eta$  and the specifications of  $G(t, s)$  and  $i(t, s)$ . We note that when applying the Esscher transform, we must require that  $L$  has exponential moments of all orders, a rather strong restriction on the possible class of driving Lévy processes. In our empirical study, however, we will later see that the empirically relevant cases are either that  $L$  is a Brownian motion or that  $L$  is a generalised hyperbolic Lévy process, which possess exponential moments of all orders.

We are now ready to price forwards under the Esscher transform.

**Proposition 5.** *Suppose that  $S_T \in L^1(Q^{\theta, \eta})$ . Then, the forward price for  $0 \leq t \leq T \leq T^*$  is given by*

$$F_t(T) = \Lambda(T) \exp \left( \int_{-\infty}^t G(T, s) \omega_{s-} dL_s \right) \mathbb{E}_{\eta} \left[ \exp \left( \int_t^T \phi_L^\theta(G(T, s) \omega_s) ds \right) \middle| \mathcal{F}_t \right].$$

### 4.2. Change of measure by the Girsanov transform in the Brownian case

As a special case, consider  $L = B$ , where  $B$  is a two-sided standard Brownian motion under  $P$ . In this case we apply the Girsanov transform rather than the generalised Esscher transform, and it turns out that a rescaling of the transform parameter function  $\theta(t)$  by the volatility  $\omega_t$  is convenient for pricing of forwards. To this end, consider the Girsanov transform

$$B_t = W_t + \int_0^t \frac{\theta(s)}{\omega_{s-}} ds \quad \text{for } t \geq 0, \quad B_t = W_t \quad \text{for } t < 0, \tag{22}$$

that is, we set  $\theta(t) = 0$  for  $t < 0$ . Supposing that the Novikov condition

$$\mathbb{E} \left[ \exp \left( \frac{1}{2} \int_0^{T^*} \frac{\theta^2(s)}{\omega_s^2} ds \right) \right] < \infty,$$

holds, we know that  $W_t$  is a Brownian motion for  $0 \leq t \leq T^*$  under a probability  $Q_B^\theta$  having density process

$$\frac{dQ_B^\theta}{dP} \Big|_{\mathcal{F}_t} = \exp \left( - \int_0^t \frac{\theta(s)}{\omega_{s-}} dB_s - \frac{1}{2} \int_0^t \frac{\theta^2(s)}{\omega_s^2} ds \right).$$

Suppose that there exists a measurable function  $j(t)$  such that

$$j(t) \leq \frac{i(t, s)}{i(0, s)} \quad (23)$$

for all  $0 \leq s \leq t \leq T^*$ , with

$$\int_0^{T^*} \frac{\theta^2(s)}{j(s)} ds < \infty.$$

Furthermore, suppose the moment generating function of  $\omega_0^{-2}$  exists on the interval  $[0, C_U)$ . Then, for all  $\theta(t)$  such that  $0.5 \int_0^{T^*} \theta^2(s)/j(s) ds \leq C_U$ , the Novikov condition is satisfied, since by the subordinator property of  $U_t$  (restricting our attention to  $t \geq 0$ )

$$\omega_t^2 = \int_{-\infty}^t i(t, s) dU_s \geq \int_{-\infty}^0 i(t, s) dU_s \geq j(t) \int_{-\infty}^0 i(0, s) dU_s = j(t) \omega_0^2,$$

and therefore

$$\mathbb{E} \left[ \exp \left( \frac{1}{2} \int_0^{T^*} \frac{\theta^2(s)}{\omega_s^2} ds \right) \right] \leq \mathbb{E} \left[ \exp \left( \frac{1}{2} \int_0^{T^*} \frac{\theta^2(s)}{j(s)} ds \omega_0^{-2} \right) \right] < \infty.$$

Specifying  $i(t, s) = \exp(-\lambda(t - s))$ , we have that  $i(t, s)/i(0, s) = \exp(-\lambda t) = j(t)$ , and condition (23) holds with equality.

#### 4.2.1. Forward price in the geometric case

We discuss the integrability of  $S_T = S_T^g$  with respect to  $Q^{\theta, \eta} \triangleq Q_B^\theta \times Q_U^\eta$ . By double conditioning with respect to the filtration generated by the paths of  $\omega_t$ , we find

$$\begin{aligned} \mathbb{E}_{\theta, \eta}[S_T] &= \Lambda(T) \exp \left( \int_0^T G(T, s) \theta(s) ds \right) \mathbb{E}_{\theta, \eta} \left[ \mathbb{E}_{\theta, \eta} \left[ \exp \left( \int_{-\infty}^T G(T, s) \omega_{s-} dW_s \right) \middle| \mathcal{G}_T \right] \right] \\ &= \Lambda(T) \exp \left( \int_0^T G(T, s) \theta(s) ds \right) \mathbb{E}_\eta \left[ \exp \left( \frac{1}{2} \int_{-\infty}^T G^2(T, s) \omega_s^2 ds \right) \right]. \end{aligned}$$

From collecting the conditions on  $G, i, \theta$  and  $\eta$  for verifying all the steps above, we find that if  $s \mapsto G(T, s)\theta(s)$  is integrable on  $[0, T)$  (recall that  $\theta(s) = \eta(s) = 0$  for  $s < 0$ ) and  $s \mapsto G^2(T, s)i(s, v)$  is integrable on  $[v, T)$  for all  $-\infty < v < T$ , then  $S_T \in L^1(Q^{\theta, \eta})$  as long as

$$\int_{-\infty}^T \int_{|z|>1} \exp \left( z \left\{ \frac{1}{2} \int_v^T G^2(T, s) i(s, v) ds + |\eta(v)| \right\} \right) \ell_U(dz) dv < \infty. \quad (24)$$

We assume these conditions to hold.

We state the forward price for the case  $L = B$  and the Girsanov change of measure discussed above.

**Proposition 6.** Suppose that  $L = B$  and that  $Q_B^\theta$  is defined by the Girsanov transform in (22). Then, for  $0 \leq t \leq T \leq T^*$ ,

$$F_t(T) = \Lambda(T) \exp\left(\int_{-\infty}^t G(T, s)\omega_{s-} dW_s + \frac{1}{2} \int_{-\infty}^t \int_t^T G^2(T, s)i(s, v) ds dU_v + \int_0^T G(T, s)\theta(s) ds + \int_t^T \phi_{U_t}^\eta \left(\frac{1}{2} \int_v^T G^2(T, s)i(s, v) ds\right) dv\right).$$

Let us consider an example.

**Example 5.** In the BNS stochastic volatility model, we have  $i(t, s) = \exp(-\lambda(t - s))$ . Hence,

$$\int_t^T G^2(T, v)e^{-\lambda(v-s)} dv = e^{-\lambda(t-s)} \int_t^T G^2(T, v)e^{\lambda(t-v)} dv$$

which yields,

$$\int_{-\infty}^t \int_t^T G^2(T, v)i(v, s) dv dU_s = Z_t \int_t^T G^2(T, v)e^{\lambda(t-v)} dv.$$

This implies from Proposition 6 that the forward price is affine in  $Z$ , the (square of the) stochastic volatility. The stochastic volatility model studied in Benth [22] is recovered by choosing  $G(t, s) = \exp(-\alpha(t - s))$ .

4.2.2. On the case of constant volatility

Suppose for a moment that the stochastic volatility process  $\omega_t$  is identical to one (i.e., that we do not have any stochastic volatility in the model). In this case, the forward price becomes

$$\begin{aligned} F_t(T) &= \Lambda(T) \exp\left(\int_{-\infty}^t G(T, s) dW_s + \int_0^T G(T, s)\theta(s) ds\right) \\ &= \Lambda(T) \exp\left(\int_{-\infty}^t G(T, s) dB_s + \int_t^T G(T, s)\theta(s) ds\right), \end{aligned}$$

where  $W_t = B_t$  for  $t < 0$ . Hence, the logarithmic forward (log-forward) price is

$$\ln F_t(T) = \ln \Lambda(T) + \int_t^T G(T, s)\theta(s) ds + M_t(T),$$

with

$$M_t(T) = \int_{-\infty}^t G(T, s) dB_s$$

for  $t \leq T$ . Note that  $t \mapsto M_t(T)$ , for  $t \geq 0$ , is a  $P$ -martingale with the property (for  $S_t = S_t^g$ )

$$M_t(t) = \bar{Y}_t = \ln S_t - \ln \Lambda(t).$$

In the classical Ornstein–Uhlenbeck case, with  $G(t, s) = g(t - s)$ ,  $g(x) = \exp(-\alpha x)$  for  $\alpha > 0$ , we easily compute that

$$M_t(T) = e^{-\alpha(T-t)}\bar{Y}_t = e^{-\alpha(T-t)}Y_t,$$

and the forward price is explicitly dependent on the current spot price.

In the general case, this does not hold true. We have that  $M_T(T) = \bar{Y}_T$ , not unexpectedly, since the forward price converges to the spot at maturity (at least theoretically). However, apart from the special time point  $t = T$ , the forward price will in general *not* be a function of the current spot, but a function of the process  $M_t(T)$ . Thus, at time  $t$ , the forward price will depend on

$$M_t(T) = \int_{-\infty}^t G(T, s) dB_s,$$

whereas the spot price depends on

$$\bar{Y}_t = \int_{-\infty}^t G(t, s) dB_s.$$

The two stochastic integrals can be pathwise interpreted (they are both Wiener integrals since the integrands are deterministic functions), and both  $Y_t$  and  $M_t(T)$  are generated by integrating over the same paths of a Brownian motion. However, the paths are scaled by two different functions  $G(T, s)$  and  $G(t, s)$ . This allows for an additional degree of flexibility when creating forward curves compared to affine structures.

In the classical Ornstein–Uhlenbeck case, the forward curve as a function of time to maturity  $T - t$  will simply be a discounting of today’s spot price, discounted by the speed of mean reversion of the spot (in addition comes deterministic scaling by the seasonality and market price of risk). To highlight the additional flexibility in our modelling framework of semistationary processes, suppose for the sake of illustration that  $G(t, s) = g_1(t)g_2(s)$ . Then

$$M_t(T) = \frac{g_1(T)}{g_1(t)}\bar{Y}_t.$$

If furthermore  $\lim_{T \rightarrow \infty} g_1(T) := g_1(\infty) \neq 0$ , we are in a situation where the long end (i.e.,  $T$  large) of the forward curve is not a constant. In fact, we find for  $t \geq 0$  that

$$\lim_{T \rightarrow \infty} \left( \ln F_t(T) - g_1(t) \int_t^T g_2(s)\theta(s) ds - \ln \Lambda(T) \right) = (\ln S_t - \ln \Lambda(t)) \frac{g_1(\infty)}{g_1(t)}.$$

Since  $\ln S_t$  is random, we will have a randomly fluctuating long end of the forward curve. This is very different from the situation with a classical mean-reverting spot dynamics, which implies a deterministic forward price in the long end (dependent on the seasonality and market price of risk only). Various shapes of the forward curve  $T \mapsto F_t(T)$  can also be modelled via different specifications of  $G$ . For instance, if  $g_1(T)$  is a decreasing function, we obtain the contango and backwardation situations depending on the spot price being above or below the mean. If  $T \mapsto g_1(T)$  has a hump, we will also observe a hump in the forward curve. For general specifications of  $G$  we can have a high degree of flexibility in matching desirable shapes of the forward curve.

Observe that the time-dynamics of the forward price can be considered as correlated with the spot rather than directly depending on the spot. In the Ornstein–Uhlenbeck situation, the log-forward price can be considered as a linear regression on the current spot price, with time-dependent coefficients. This is not the case for general specifications. However, we have that  $M_t(T)$  and  $\bar{Y}_t$  are both normally distributed random variables (recall that we are still restricting our attention to  $L = B$ ), and the correlation between the two is

$$\text{Cor}(M_t(T), \bar{Y}_t) = \frac{\int_{-\infty}^t G(T, s)G(t, s) ds}{\sqrt{\int_{-\infty}^t G^2(T, s) ds \int_{-\infty}^t G^2(t, s) ds}}$$

Obviously, for  $G(t, s) = g(t - s) = \exp(-\alpha(t - s))$ , the correlation is 1. In conclusion, we can obtain a weaker stochastic dependency between the spot and forward price than in the classical mean-reversion case by a different specification of the function  $G$ .

#### 4.2.3. Affine structure of the forward price

In the discussion above, we saw that the choice  $G(t, s) = g_1(t)g_2(s)$  yielded a forward price expressible in terms of  $Y_t$ . In the next proposition, we prove that this is the only choice of  $G$  yielding an affine structure. The result is slightly generalising the analysis of Carverhill [41].

**Proposition 7.** *The forward price in Proposition 6 is affine in  $\bar{Y}_t$  and  $Z_t$  if there exist functions  $g_1, g_2, i_1$  and  $i_2$  such that  $G(t, s) = g_1(t)g_2(s)$  and  $i(t, s) = i_1(t)i_2(s)$ . Conversely, if the forward price is affine in  $\bar{Y}_t$  and  $Z_t$ , and  $G$  and  $i$  are strictly positive and continuously differentiable in the first argument, then there exists functions  $g_1, g_2, i_1$  and  $i_2$  such that  $G(t, s) = g_1(t)g_2(s)$  and  $i(t, s) = i_1(t)i_2(s)$ .*

Obviously, the choice of  $G$  and  $i$  coming from OU-models,

$$G(t, s) = g(t - s) = \exp(-\alpha(t - s)), \quad i(t, s) = \exp(-\lambda(t - s)),$$

satisfy the conditions in the proposition above. In fact, appealing to similar arguments as in the proof of Proposition 7 above, one can show that this is the *only* choice (modulo multiplication by a constant) which is stationary and gives an affine structure in the spot and volatility for the forward price dynamics. In particular, the specification  $g(x) = \sigma/(x + b)$  considered in Example 3 gives a stationary spot price dynamics, but not an affine structure in the spot for the forward price.

#### 4.2.4. Risk-neutral dynamics of the forward price and the Samuelson effect

Next, we turn our attention to the risk-neutral dynamics of the forward price.

**Proposition 8.** *Assume that the assumptions of Proposition 6 hold and that  $Q_U^\eta$  is given by the (simple) Esscher transform. Then the risk-neutral dynamics of the forward price  $F_t(T)$  is given by*

$$\frac{dF_t(T)}{F_{t-}(T)} = G(T, t)\omega_{t-} dW_t + \int_0^\infty \left( \exp\left(\frac{1}{2}H_T(t, t)z\right) - 1 \right) \tilde{N}_U(dz, dt), \quad 0 \leq t \leq T \leq T^*,$$

where  $H_T(t, t) = \int_t^T G^2(T, s) i(s, t) ds$ . Moreover  $\tilde{N}_U(dz, dt) = N_U(dz, dt) - \ell_U^\eta(dz) dt$  is a  $Q_U^\eta$ -martingale, where  $N_U$  denotes the Poisson random measure associated with  $U$ , and  $\ell_U^\eta = \exp(\eta \cdot) \ell_U$  is the Lévy measure of  $U$  under  $Q_U^\eta$ .

We observe that the dynamics will jump according to the changes in volatility given by the process  $U_t$ . As expected, the integrand in the jump expression tends to zero when  $T - t \rightarrow 0$ , since the forward price must (at least theoretically) converge to the spot when time to maturity goes to zero.

The forward dynamics will have a stochastic volatility given by  $G(T, t)\omega_{t-}$ . Hence, whenever  $\lim_{t \uparrow T} G(T, t)$  exists, and  $G(T, T) = 1$ , we have a.s.,

$$\lim_{t \uparrow T} G(T, t)\omega_{t-} = \omega_{T-}.$$

When passing to the limit, we have implicitly supposed that we work with the version of  $\omega_{t-}$  having left-continuous paths with right-limits. By the definition of our integral in  $\bar{Y}_t$ , where the integrand is supposed predictable, this can be done. Thus, we find that the forward volatility converges to the spot volatility as time to maturity tends to zero, which is known as the Samuelson effect. Contrary to the classical situation where this convergence goes exponentially, we may have many different shapes of the volatility term structure resulting from our general modelling framework.

In Bjerksund, Rasmussen and Stensland [31], a forward price dynamics for electricity contracts is proposed to follow

$$\frac{dF_t(T)}{F_t(T)} = \left\{ a + \frac{\sigma}{T - t + b} \right\} dW_t, \tag{25}$$

where  $a, b$  and  $\sigma$  are positive constants. They argue that in electricity markets, the Samuelson effect is stronger close to maturity than what is observed in other commodity markets, and they suggest to capture this by letting it increase by the rate  $1/(T - t + b)$  close to maturity of the contracts. This is in contrast to the common choice of volatility being  $\sigma \exp(-\alpha(T - t))$ , resulting from using the Schwartz model for the spot price dynamics. There is no reference to any spot model in the Bjerksund, Rasmussen and Stensland [31] model. The constant  $a$  comes from a non-stationary behaviour, which can be incorporated in the  $\mathcal{VM}\mathcal{L}\mathcal{V}$  framework. However, here we focus on the stationary case and choose  $a = 0$ . Then we see that we can model the spot price by the  $BSS$  process

$$Y_t = \int_{-\infty}^t g(t - s) dB_s \quad \text{with } g(x) = \frac{\sigma}{x + b}.$$

Thus, after doing a Girsanov transform, we recover the risk-neutral forward dynamics of Bjerksund, Rasmussen and Stensland [31]. It is interesting to note that with this spot price dynamics, the forward dynamics is not affine in the spot. Hence, the Bjerksund, Rasmussen and Stensland [31] model is an example of a non-affine forward dynamics. Whenever  $\sigma \neq b$ , we do not have that  $g(t, t) = 1$ , and thus the Bjerksund, Rasmussen and Stensland [31] model does not satisfy the Samuelson effect, either.

4.2.5. Option pricing

We end this section with a discussion of option pricing. Let us assume that we have given an option with exercise time  $\tau$  on a forward with maturity at time  $T \geq \tau$ . The option pays  $f(F_\tau(T))$ , and we are interested in finding the price at time  $t \leq \tau$ , denoted  $C(t)$ . From arbitrage theory, it holds that

$$C(t) = e^{-r(\tau-t)} \mathbb{E}_Q[f(F_\tau(T)) | \mathcal{F}_t], \tag{26}$$

where  $Q$  is the risk-neutral probability. Choosing  $Q = Q^{\theta, \eta}$  as coming from the Esscher transform above, we can derive option prices explicitly in terms of the characteristic function of  $U$  by Fourier transformation.

**Proposition 9.** *Let  $Q = Q^{\theta, \eta}$  be the probability measure obtained from the Esscher transform. Let  $p(x) = f(\exp(x))$ , and suppose that  $p \in L^1(\mathbb{R})$ . By applying the definitions of Fourier transforms and their inverses in Folland [44], we have that  $p(x) = \frac{1}{2\pi} \int_{\mathbb{R}} \widehat{p}(y) e^{ixy} dy$ , with  $\widehat{p}(y)$  is the Fourier transform of  $p(x)$  defined by  $\widehat{p}(y) = \int_{\mathbb{R}} p(x) e^{-ixy} dx$ . Suppose that  $\widehat{p} \in L^1(\mathbb{R})$ . Then the option price is given by*

$$C_t = e^{-r(\tau-t)} \times \frac{1}{2\pi} \int_{\mathbb{R}} \widehat{p}(y) \exp\left( iy \left( \ln \Theta(\tau, T) + \int_{-\infty}^t G(T, s) \omega_{s-} dW_s - \int_{-\infty}^t \frac{1}{2} G^2(T, s) \omega_s^2 ds \right) \right) \times \exp\left( \int_{-\infty}^t h(T, \tau, v, y) dU_v \right) \exp\left( \int_t^\tau \phi_U^\eta(h(T, \tau, v, y)) dv \right) dy,$$

where  $H_T(v, v) = \int_v^T G^2(T, u) i(u, v) du$  and

$$\Theta(\tau, T) = \Lambda(T) \exp\left( \int_0^T G(T, s) \theta(s) ds + \int_\tau^T \phi_U^\eta\left( \frac{1}{2} H_T(v, v) \right) dv \right),$$

$$h(T, \tau, v, y) = -\frac{1}{2} y^2 \int_v^\tau G^2(T, s) i(s, v) ds + iy \frac{1}{2} \int_\tau^T G^2(T, s) i(s, v) ds.$$

One can calculate option prices by applying the fast Fourier transform as long  $\phi_U^\eta$  is known. If  $p$  is not integrable (as is the case for a call option), one may introduce a damping function to regularize it, see Carr and Madan [39] for details.

4.3. The arithmetic case

Let us consider the arithmetic spot price model,

$$S_t := S_t^a = \Lambda(t) + \overline{Y}_t.$$

We analyse the forward price for this case, and discuss the affinity. The results and discussions are reasonably parallel to the geometric case, and we refrain from going into details but focus on some main results.

Under a natural integrability condition of the spot price with respect to the Esscher transform measure  $Q^{\theta, \eta}$ , we find the following forward price for the arithmetic model.

**Proposition 10.** *Suppose that  $S_T \in L^1(Q^{\theta, \eta})$ . Then, the forward price is given as*

$$F_t(T) = \Lambda(T) + \left\{ \int_{-\infty}^t G(T, s) \omega_{s-} dL_s + \mathbb{E}_\theta[L_1] \int_t^T G(T, s) \mathbb{E}_\eta[\omega_s | \mathcal{F}_t] ds \right\}.$$

The price is reasonably explicit, except for the conditional expectation of the stochastic volatility  $\omega_s$ . By the same arguments as in Proposition 7, the forward price becomes affine in the spot (or in  $\bar{Y}_t$ ) if and only if  $G(t, s) = g_1(t)g_2(s)$  for sufficiently regular functions  $g_1$  and  $g_2$ .

In the case  $L = B$ , we can obtain an explicit forward price when using the Girsanov transform as in (22). We easily compute that the forward price becomes

$$F_t(T) = \Lambda(T) + \left\{ \int_{-\infty}^t G(T, s) \omega_{s-} dW_s + \int_0^T G(T, s) \theta(s) ds \right\}. \tag{27}$$

We note that there is no explicit dependence of the spot volatility  $\omega_s$  except indirectly in the stochastic integral. This is in contrast to the Lévy case with Esscher transform. The dynamics of the forward price becomes

$$dF_t(T) = G(T, t) \omega_{t-} dW_t. \tag{28}$$

If we furthermore let  $G(t, s) = g_1(t)g_2(s)$  for some sufficiently regular functions  $g_1$  and  $g_2$ , we find that

$$F_t(T) = \Lambda(T) + \frac{g_1(T)}{g_1(t)} (S_t - \Lambda(t)) + \int_t^T G(T, s) \theta(s) ds. \tag{29}$$

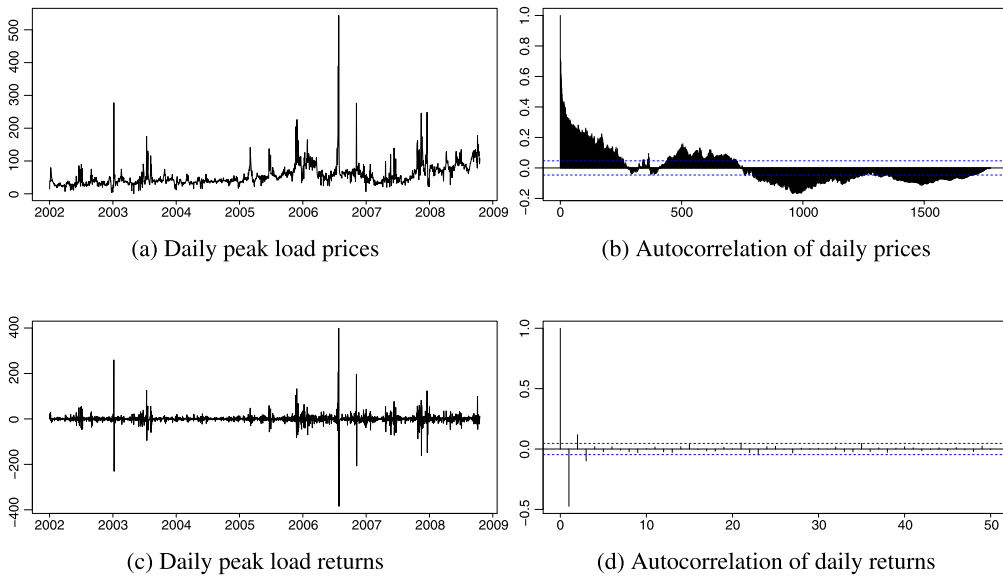
Hence, the forward curve moves stochastically as the deseasonalised spot price, whereas the shape of the curve is deterministically given by  $g_1(T)/g_1(t)$ . This shape is scaled stochastically by the deseasonalised spot price. In addition, there is a deterministic term which is derived from the market price of risk  $\theta$ .

We finally remark that also in the arithmetic case one may derive expressions for the prices of options that are computable by fast Fourier techniques.

## 5. Empirical study

In this section, we will show the practical relevance of our new model class for modelling empirical energy spot prices. Here we will focus on electricity spot prices and we will illustrate that they can be modelled by  $\mathcal{LSS}$  processes – an important subclass of  $\mathcal{VMCP}$  processes. Note that the data analysis is exploratory in nature since the estimation theory for  $\mathcal{VMCP}$  or  $\mathcal{LSS}$  processes has not been fully established yet.





**Figure 1.** Daily electricity peak load spot prices in Euro/MWh from the EEX, recorded from 01.01.2002 to 21.10.2008.

### 5.1. Data description

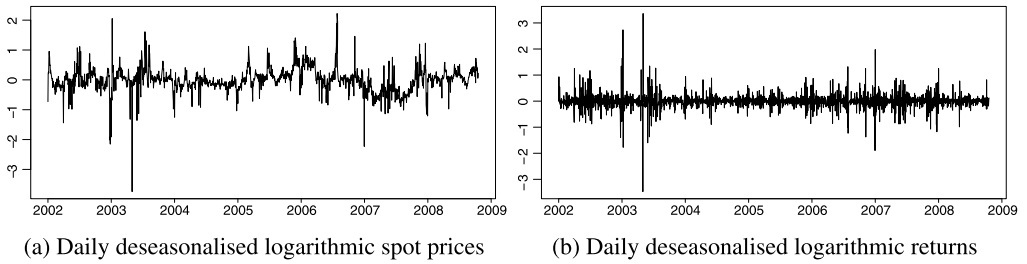
We study electricity spot prices from the European Energy Exchange (EEX). We work with the daily Phelix peak load data (i.e., the daily averages of the hourly spot prices for electricity delivered during the 12 hours between 8am and 8pm) with delivery days from 01.01.2002 to 21.10.2008. Note that peak load data do not include weekends, and in total we have 1775 observations. The daily data, their returns and the corresponding autocorrelation functions are depicted in Figure 1.

### 5.2. Deseasonalising the data

Before analysing the data, we have deseasonalised the spot prices. Here, we have worked with a geometric model, that is,  $S_t^g = \Lambda(t) \exp(\bar{Y}_t)$ . Then  $\log(S_t^g) = \log(\Lambda(t)) + \bar{Y}_t$  where, as suggested in, for example, Klüppelberg, Meyer-Brandis and Schmidt [53],

$$\log(\Lambda(t)) := \beta_0 + \beta_1 \cos\left(\frac{\tau_1 + 2\pi t}{261}\right) + \beta_2 \cos\left(\frac{\tau_2 + 2\pi t}{5}\right) + \beta_3 t,$$

which takes weakly and yearly effects and a linear trend into account. In order to ensure that the spikes do not have a big impact on parameter estimation, we have worked with a robust estimation technique based on iterated reweighted least squares. We have then subtracted the estimated seasonal function from the logarithmic spot prices from the time series and have worked with



**Figure 2.** Daily deseasonalised logarithmic spot prices.

the deseasonalised data for the remaining part of the Section. Figure 2 depicts the deseasonalised logarithmic prices and the corresponding returns.

### 5.3. Stationary distribution of the prices

The class of  $\mathcal{VM}\mathcal{L}\mathcal{V}$  processes is very rich and hence in a first step we checked whether we can restrict it to a smaller class in our empirical work. We have carried out unit root tests, more precisely the augmented Dickey–Fuller test (where the null hypothesis is that a unit root is present in the time series versus the alternative of a stationary time series); we obtained a  $p$ -value which is smaller than 0.01 and, hence, clearly reject the unit root hypothesis at a high significance level. Also the Phillips–Perron test led to the same conclusion. Hence, in the following, we assume that  $\bar{Y}_t = Y_t$  is an  $\mathcal{LSS}$  process.

Next, we study the question which distribution describes the stationary distribution of  $Y$  appropriately. We know that in the absence of stochastic volatility an  $\mathcal{LSS}$  process is a moving average process driven by a Lévy process and hence the integral is itself infinite divisible. We are hence dealing with a stationary infinitely divisible stochastic process, see Rajput and Rosiński [59], Sato [60], Barndorff-Nielsen [3] for more details. The literature on spot price modelling suggest to use semi-heavy and, in some cases, even heavy-tailed distributions in order to account for the extreme spikes in electricity spot prices, see, for example, Klüppelberg, Meyer-Brandis and Schmidt [53] and Benth *et al.* [25] who suggested to use the stable distribution for modelling electricity returns.

Here we focus on a mixture of a normal distribution in the sense of mean-variance mixtures, see Barndorff-Nielsen, Kent and Sørensen [8]. In particular, we will focus on the generalised hyperbolic (GH) distribution, see Barndorff-Nielsen and Halgreen [7], Barndorff-Nielsen [1], Barndorff-Nielsen [2], which turns out to provide a good fit to the deseasonalised logarithmic spot prices as we will see in the following.

#### 5.3.1. The generalised hyperbolic distribution

A detailed review of the generalised hyperbolic distribution can be found in, for example, McNeil, Frey and Embrechts [56] and details on the corresponding implementation in R based on the `ghyp` package is provided in Breymann and Lüthi [32].

Let  $d, k \in \mathbb{N}$  and let  $\mathbf{X}$  denote a  $k$ -dimensional random vector.  $\mathbf{X}$  is said to have multivariate generalised hyperbolic (GH) distribution if

$$\mathbf{X} \stackrel{\text{law}}{=} \boldsymbol{\mu} + W\boldsymbol{\gamma} + \sqrt{W}\mathbf{A}\mathbf{Z},$$

where  $\mathbf{Z} \sim N(\mathbf{0}, I_k)$ ,  $\mathbf{A} \in \mathbb{R}^{d \times k}$ ,  $\boldsymbol{\mu}, \boldsymbol{\gamma} \in \mathbb{R}^d$ . Further,  $W \geq 0$  is a one-dimensional random variable, independent of  $\mathbf{Z}$  and with Generalised Inverse Gaussian (GIG) distribution, that is,  $W \sim \text{GIG}(\lambda, \chi, \psi)$ . The density of the GIG distribution with parameters  $(\lambda, \chi, \psi)$  is given by

$$f_{\text{GIG}}(x) = \left(\frac{\psi}{\chi}\right)^{\lambda/2} \frac{x^{\lambda-1}}{2K_{\lambda}(\sqrt{\chi\psi})} \exp\left(-\frac{1}{2}\left(\frac{\chi}{x} + \psi x\right)\right),$$

where  $K_{\lambda}$  denotes the modified Bessel function of the third kind, and the parameters have to satisfy one of the following three restrictions

$$\chi > 0, \psi \geq 0, \lambda < 0 \quad \text{or} \quad \chi > 0, \psi > 0, \lambda = 0 \quad \text{or} \quad \chi \geq 0, \psi > 0, \lambda > 0.$$

Typically, we refer to  $\boldsymbol{\mu}$  as the location parameter, to  $\boldsymbol{\Sigma} = \mathbf{A}\mathbf{A}'$  as the dispersion matrix and to  $\boldsymbol{\gamma}$  as the symmetry parameter (sometimes also called skewness parameter). The parameters  $\lambda, \chi, \psi$  of the GIG distribution determine the shape of the GH distribution. The parametrisation described above is the so-called  $(\lambda, \chi, \psi, \boldsymbol{\mu}, \boldsymbol{\Sigma}, \boldsymbol{\gamma})$ -parametrisation of the GH distribution. However, for estimation purposes this parametrisation causes an identifiability problem and hence we worked with the so-called  $(\lambda, \bar{\alpha}, \boldsymbol{\mu}, \boldsymbol{\Sigma}, \boldsymbol{\gamma})$ -parametrisation in our empirical study. Note that the  $(\lambda, \chi, \psi, \boldsymbol{\mu}, \boldsymbol{\Sigma}, \boldsymbol{\gamma})$ -parametrisation can be obtained by from  $(\lambda, \bar{\alpha}, \boldsymbol{\mu}, \boldsymbol{\Sigma}, \boldsymbol{\gamma})$ -parametrisation by setting

$$\psi = \bar{\alpha} \frac{K_{\lambda+1}(\bar{\alpha})}{K_{\lambda}(\bar{\alpha})}, \quad \chi = \frac{\bar{\alpha}^2}{\psi} = \bar{\alpha} \frac{K_{\lambda}(\bar{\alpha})}{K_{\lambda+1}(\bar{\alpha})},$$

and  $\lambda, \boldsymbol{\Sigma}, \boldsymbol{\gamma}$  remain the same, see Breymann and Lüthi [32] for more details.

### 5.3.2. Estimation results

In our empirical study, we work with the one-dimensional GH distribution. That is,  $d = k = 1$  and  $\boldsymbol{\mu}, \boldsymbol{\gamma}$  and  $\boldsymbol{\Sigma} = \sigma$  are scalars rather than a matrix and vectors, respectively. We have fitted 11 distributions within the GH class to the deseasonalised log-spot prices using quasi-maximum likelihood estimation: The asymmetric and symmetric versions of the

- generalised hyperbolic distribution (GHYP):  $\lambda \in \mathbb{R}, \bar{\alpha} > 0, (\lambda \in \mathbb{R}, \chi > 0, \psi > 0)$ ,
- normal inverse Gaussian (NIG) distribution:  $\lambda = -\frac{1}{2}, \bar{\alpha} > 0, (\lambda = -\frac{1}{2}, \chi > 0, \psi > 0)$ ,
- Student- $t$  distribution (with  $\nu$  degrees of freedom):  $\lambda = -\nu/2 < -1, \bar{\alpha} = 0, (\lambda < 0, \chi > 0, \psi = 0)$ ,
- hyperbolic distribution (HYP):  $\lambda = (d + 1)/2, \bar{\alpha} > 0, (\lambda = (d + 1)/2, \chi > 0, \psi > 0)$ ,
- Variance gamma distribution (VG):  $\lambda > 0, \bar{\alpha} = 0, (\lambda > 0, \chi = 0, \psi > 0)$ ,

and the Gaussian distribution. We have compared these distributions using the Akaike information criterion, see Table 1, which suggests that the symmetric NIG distribution is the preferred

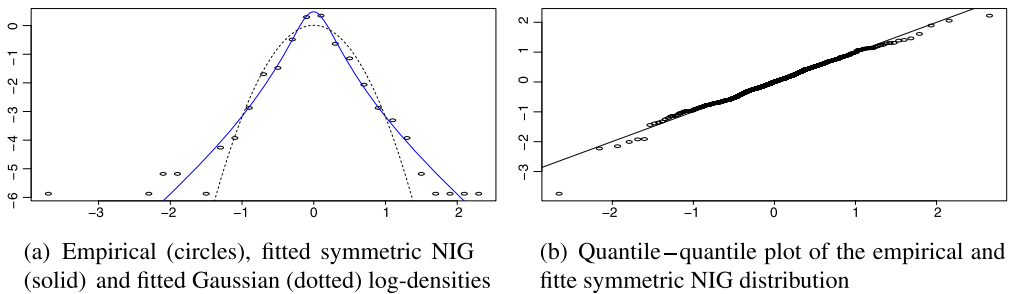
**Table 1.** Model selection based on the Akaike information criterion within the class of generalised hyperbolic distributions. We compare both the asymmetric and the symmetric versions of the generalised hyperbolic (GHYP), normal inverse Gaussian (NIG), Student-t, hyperbolic (HYP), variance Gamma (VG) and the Gaussian distribution

Model	Symmetric	$\hat{\lambda}$	$\hat{\alpha}$	$\hat{\mu}$	$\hat{\sigma}$	$\hat{\gamma}$	AIC	Log-Likel.
NIG	TRUE	-0.5	0.431	-0.001	0.395	0	1313.14	-653.57
GHYP	TRUE	-0.183	0.438	-0.001	0.392	0	1314.13	-653.06
NIG	FALSE	-0.5	0.431	-0.003	0.395	0.002	1315.10	-653.55
GHYP	FALSE	-0.184	0.438	-0.002	0.392	0.002	1316.10	-653.05
Student-t	TRUE	-1.366	0	-0.001	0.458	0	1327.28	-660.64
Student-t	FALSE	-1.365	0	-0.002	0.458	0.002	1329.26	-660.63
HYP	TRUE	1	0.150	0.000	0.375	0	1331.38	-662.69
HYP	FALSE	1	0.147	0.003	0.375	-0.003	1333.33	-662.66
VG	TRUE	0.975	0	0.003	0.379	0	1333.85	-663.92
VG	FALSE	0.970	0	0.007	0.379	-0.007	1335.42	-663.71
Gaussian	TRUE	NA	Inf	-0.000	0.395	0	1742.94	-869.47

choice for the stationary distribution of the deseasonalised logarithmic spot prices. The diagnostic plots of the empirical and fitted logarithmic densities and the quantile–quantile plots of the fitted symmetric NIG distribution are depicted in Figure 3. We see that the fit is reasonable.

### 5.4. Stationary $BSS$ processes with generalised hyperbolic marginals

In our empirical study, we have seen that the symmetric normal inverse Gaussian distribution fits the marginal distribution of the deseasonalised logarithmic electricity prices well. Hence, it is natural to ask whether there is a stationary  $BSS$  or  $LSS$  process with marginal normal inverse Gaussian or, more generally, generalised hyperbolic distribution? The answer is yes, as we will show in the following. Note that the following investigation extends the study of Barndorff-



**Figure 3.** Diagnostic plots for the estimated symmetric normal inverse Gaussian distribution.

Nielsen and Shephard [13], where the background driving process of an Ornstein–Uhlenbeck process was specified, given a marginal infinitely divisible distribution.

Let us focus on a particular  $\mathcal{BSS}$  process given by

$$Y_t = \mu + c \int_{-\infty}^t g(t-s)\omega_s dB_s + \gamma \int_{-\infty}^t q(t-s)\omega_s^2 ds \tag{30}$$

for constants  $c, \gamma \in \mathbb{R}$  and for stationary  $\omega$  and a standard Brownian motion  $B$  independent of  $\omega$ .

**Remark.** Note that we have introduced a drift term in the  $\mathcal{BSS}$  process again in order to derive the general theoretical result. For our empirical example, however, it would be sufficient to set  $\gamma = 0$  as suggested by our estimation results above.

The conditional law of  $Y_t$  given  $\omega$  is normal:

$$Y_t | \omega \stackrel{\text{law}}{=} N\left(\mu + \gamma \int_{-\infty}^t q(t-s)\omega_s^2 ds, c^2 \int_{-\infty}^t g^2(t-s)\omega_s^2 ds\right).$$

Now suppose that  $\omega^2$  follows an  $\mathcal{LSS}$  process given by

$$\omega_t^2 = \int_{-\infty}^t i^*(t-s) dU_s,$$

where  $U$  is a subordinator. Then, by a stochastic Fubini theorem we find

$$\int_{-\infty}^t q(t-s)\omega_s^2 ds = \int_{-\infty}^t \int_u^t q(t-s)i^*(s-u) ds dU_u = \int_{-\infty}^t k(t-u) dU_u,$$

where  $k = q * i^*$ , the convolution of  $q$  and  $i^*$ . Similarly,

$$\int_{-\infty}^t g^2(t-s)\omega_s^2 ds = \int_{-\infty}^t m(t-u) dU_u,$$

with  $m = g^2 * i^*$ . Let  $\mathbf{g}(t; \bar{\nu}, \bar{\lambda})$  denote the gamma density with parameters  $\bar{\nu} > 0$  and  $\bar{\lambda} > 0$ , that is,

$$\mathbf{g}(t; \bar{\nu}, \bar{\lambda}) = \frac{\bar{\lambda}^{\bar{\nu}}}{\Gamma(\bar{\nu})} t^{\bar{\nu}-1} e^{-\bar{\lambda}t}.$$

Now we define

$$g(t) = \left(\frac{\bar{\lambda} \Gamma(2\bar{\nu} - 1)}{\Gamma(\bar{\nu})^2}\right)^{-1/2} 2^{\bar{\nu}} \mathbf{g}\left(t; \bar{\nu}, \frac{\bar{\lambda}}{2}\right) = \frac{\bar{\lambda}^{\bar{\nu}-1/2}}{\Gamma(2\bar{\nu} - 1)^{1/2}} t^{\bar{\nu}-1} \exp\left(-\frac{\bar{\lambda}}{2}t\right) \tag{31}$$

for  $\bar{\nu} > \frac{1}{2}$ , which ensures the existence of the integral (30); then we have

$$g^2(t) = \frac{\bar{\lambda}^{-2\bar{\nu}-1}}{\Gamma(2\bar{\nu} - 1)} t^{(2\bar{\nu}-1)-1} \exp(-\bar{\lambda}t) = \mathbf{g}(t; 2\bar{\nu} - 1, \bar{\lambda}).$$

Hence, if, for  $\frac{1}{2} < \bar{\nu} < 1$ ,

$$i^*(t) = \frac{1}{\bar{\lambda}} \mathbf{g}(t; 2 - 2\bar{\nu}, \bar{\lambda}),$$

and if, moreover,

$$q(t) = \mathbf{g}(t; 2\bar{\nu} - 1, \bar{\lambda}),$$

we obtain

$$k(t) = m(t) = e^{-\bar{\lambda}t}.$$

In other words,

$$Y_t | \omega \stackrel{\text{law}}{=} N(\mu + \gamma \sigma_t^2, c^2 \sigma_t^2),$$

where

$$\sigma_t^2 = \int_{-\infty}^t e^{-\bar{\lambda}(t-u)} dU_u.$$

We define the subordinator  $\bar{U}$  with Lévy measure  $\ell_{\bar{U}}$  by  $\bar{U}_t = U_t / \bar{\lambda}$ . Then

$$\sigma_t^2 = \int_{-\infty}^t e^{-\bar{\lambda}(t-u)} d\bar{U}_{\bar{\lambda}u}.$$

Then one can easily show that the marginal distribution of  $\sigma^2$  does not depend on  $\bar{\lambda}$ , and the parameter  $\bar{\lambda}$  determines the autocorrelation structure of  $\sigma^2$ .

It follows that if the subordinator  $\bar{U}$  is such that  $\sigma_t^2$  has the generalised inverse Gaussian law  $\text{GIG}(\lambda, \chi, \psi)$  then the law of  $Y_t$  is the generalised hyperbolic  $\text{GH}(\lambda, \chi, \psi, \mu, c^2, \gamma)$ .

Is there such a subordinator? The answer is yes. To see this, let  $\theta \geq 0$  and note that  $\sigma_t^2$  is infinitely divisible with kumulant function

$$\begin{aligned} \bar{K} \{ \theta \ddagger \sigma_t^2 \} &= \log(\mathbb{E}(\exp(-\theta \sigma_t^2))) = \log\left(\mathbb{E}\left(\exp\left(-\theta \int_{-\infty}^t e^{-\bar{\lambda}(t-u)} d\bar{U}_{\bar{\lambda}u}\right)\right)\right) \\ &= \int_0^\infty \bar{K} \{ \theta e^{-\bar{\lambda}u} \ddagger \bar{U}_1 \} \bar{\lambda} du = \int_0^\infty \bar{K} \{ \theta e^{-u} \ddagger \bar{U}_1 \} du. \end{aligned}$$

On the other hand, the subordinator  $\bar{U}$  (here assumed to have no drift) has kumulant function

$$\bar{K} \{ \theta \ddagger \bar{U}_1 \} = \log(\mathbb{E}(\exp(-\theta \bar{U}_1))) = - \int_0^\infty (1 - e^{-\theta x}) \ell_{\bar{U}}(dx),$$

where  $\ell_{\bar{U}}$  is the Lévy measure of  $\bar{U}$ . Combining we find

$$\bar{K} \{ \theta \ddagger \sigma_t^2 \} = - \int_0^\infty (1 - e^{-\theta y}) \int_0^\infty \ell_{\bar{U}}(e^u dy) du.$$

That is, the Lévy measure  $\ell_{\sigma^2}$  of  $\sigma_t^2$  is

$$\ell_{\sigma^2}(\mathrm{d}y) = \int_0^\infty \ell_{\bar{\nu}}(e^u \mathrm{d}y) \mathrm{d}u. \tag{32}$$

Thus, the question is: Does there exist a Lévy measure  $\ell_{\bar{\nu}}$  on  $\mathbb{R}_+$  such that  $\ell_{\sigma^2}$  given by (32) is the Lévy measure of the GIG( $\lambda, \chi, \psi$ ) law. That, in fact, is the case since the GIG laws are self-decomposable, cf. Halgreen [48] and Jurek and Vervaat [51].

5.4.1. *Implied autocorrelation structure*

Next, we focus on the autocorrelation structure implied by the choice of the kernel functions which lead to a marginal GH distribution of the BSS process.

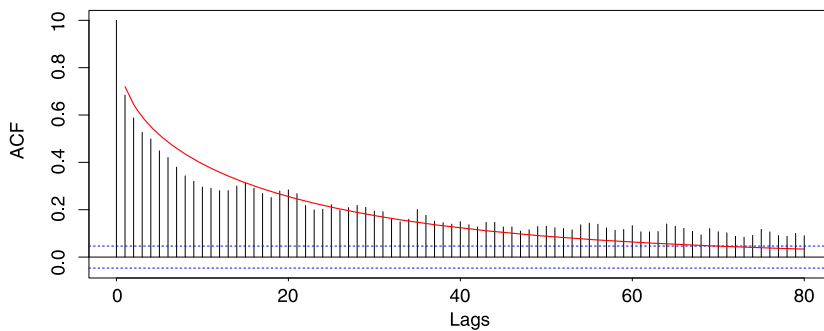
**Proposition 11.** *Let  $Y$  be the BSS process defined in the previous subsection with kernel function  $g$  as defined in (31). In the case when  $\gamma = 0$  and  $\bar{\nu} > \frac{1}{2}$ , we have*

$$\text{Cor}(Y_t, Y_{t+h}) = \frac{1}{2^{\bar{\nu}-3/2}\Gamma(\bar{\nu}-1/2)} \bar{K}_{\bar{\nu}-1/2}\left(\frac{\bar{\lambda}h}{2}\right) \quad \text{for } h > 0,$$

where  $\bar{K}_{\bar{\nu}}(x) = x^{\bar{\nu}}K_{\bar{\nu}}(x)$  and  $K_{\bar{\nu}}$  denotes the modified Bessel function of the third kind.

We have estimated the parameters  $\bar{\nu}$  and  $\bar{\lambda}$  using a linear least squares estimate based on the empirical and the theoretical autocorrelation function using the first  $\lfloor \sqrt{1775} \rfloor = 42$  lags. We obtain  $\hat{\bar{\lambda}} = 0.055$  and  $\hat{\bar{\nu}} = 0.672$ . Figure 4 shows the empirical and the corresponding fitted autocorrelation function.

**Remark.** Note that the estimate  $\hat{\bar{\nu}} = 0.672$  implies that the corresponding BSS process is not a semimartingale, see, for example, Barndorff-Nielsen and Schmiegel [12] for details. In the context of electricity prices, this does not need to be a concern since the electricity spot price is not tradeable.



**Figure 4.** Empirical and estimated autocorrelation function using the gamma kernel function with  $\hat{\bar{\lambda}} = 0.055$  and  $\hat{\bar{\nu}} = 0.672$ .

We observe that the autocorrelation function induced by the gamma-kernel mimics the behaviour of the empirical autocorrelation function adequately. However, it does not fit the first 10 lags as well as, for example, the CARMA-kernel which we have fitted in the following subsection, but performs noticeably better for higher lags. The fit could be further improved by choosing  $\sigma_t^2$  to be a GIG supOU process rather than a GIG OU process. Then one obtains an even more flexible autocorrelation structure.

## 5.5. Empirical performance of a CARMA model

The recent literature on modelling electricity spot prices has advocated the use of linear models, that is, CARMA models, as described in detail in Section 3.1.6. Since CARMA models are special cases of our general modelling framework, we briefly demonstrate their empirical performance as well. It is well known, see, for example, Brockwell, Davis and Yang [36], that a discretely sampled CARMA( $p, q$ ) process (for  $p > q$ ) has a weak ARMA( $p, p - 1$ ) representation. An automatic model selection using the Akaike information criterion within the class of (discrete-time ARIMA) models suggests that an ARMA(2,1) model is the best choice for our data. We take that result as an indication that a CARMA(2, 1) process (which has a weak ARMA(2,1) representation) might be a good choice. However, it should be noted that the relation between model selection in discrete and continuous time still needs to be explored in detail. We have estimated the parameters of the kernel function  $g$  which corresponds to a CARMA(2, 1) process using quasi-maximum-likelihood estimation based on the weak ARMA(2,1) representation. Diagnostic plots for the estimated CARMA(2, 1) model are provided in Figure 5. First, we compare the empirical and the estimated autocorrelation function, see Figure 5(a). Recall that the autocorrelation of  $Y$  is given by (14) and it simplifies to

$$\text{Cor}(Y_{t+h}, Y_t) = \frac{\int_0^\infty g(x+h)g(x) dx}{\int_0^\infty g(x)^2 dx},$$

if either the driving Lévy process has zero mean or if the stochastic volatility process has zero autocorrelation. After deseasonalising (which also includes detrending) the data, we have obtained data which have approximately zero mean. The empirical and the estimated autocorrelation function implied by a CARMA(2, 1) kernel function  $g$  match very well for the first 12 lags. Higher lags were however slightly better fitted by the gamma kernel used in the previous subsection. Figure 5(b) depicts the corresponding residuals from the weak ARMA(2,1) representation and Figures 5(c) and 5(d) show the autocorrelation functions of the corresponding residuals and squared residuals. Overall, we see that the fit provided by the CARMA(2, 1) kernel function is acceptable.

Note that in addition to estimating the parameters of the  $g$  function coming from a CARMA process one can also recover the driving Lévy process of a CARMA process based on recent findings by Brockwell, Davis and Yang [36]. This will make it possible to also address the question of whether stochastic volatility is needed to model electricity spot prices or not. See Veraart and Veraart [65] for empirical work along those lines in the context of electricity spot prices, whose results suggest that stochastic volatility is indeed important for modelling electricity spot prices.



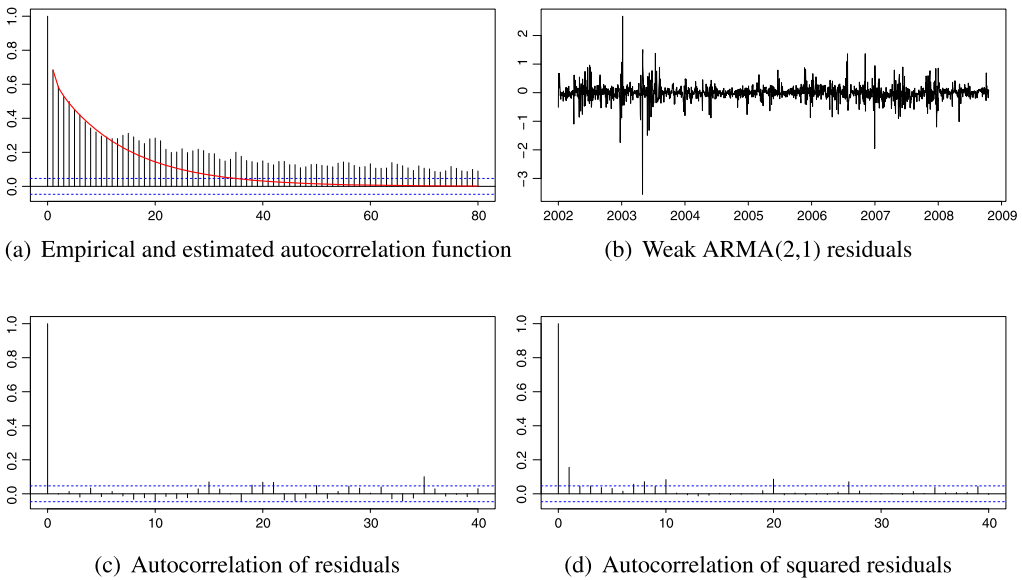


Figure 5. Diagnostic plots for the estimated CARMA(2, 1) model.

## 6. Conclusion

This paper has focused on *volatility modulated Lévy-driven Volterra (VM $\mathcal{L}\mathcal{V}$ )* processes as the building block for modelling energy spot prices. In particular, we have introduced the class of *Lévy semistationary (LSS)* processes as an important subclass of *VM $\mathcal{L}\mathcal{V}$*  processes, which reflect the stylised facts of empirical energy spot prices well. This modelling framework is built on four principles. First, deseasonalised spot prices can be modelled directly in stationarity to reflect the empirical fact that spot prices are equilibrium prices determined by supply and demand and, hence, tend to mean-revert (in a weak sense) to a long-term mean. Second, stochastic volatility is regarded as a key factor for modelling (energy) spot prices. Third, our new modelling framework allows for the possibility of jumps and extreme spikes. Fourth, we have seen that *VM $\mathcal{L}\mathcal{P}$*  and, in particular, *LSS* processes feature great flexibility in terms of modelling the autocorrelation function and the Samuelson effect.

We have demonstrated that *VM $\mathcal{L}\mathcal{V}$*  processes are highly analytically tractable; we have derived explicit formulae for the energy forward prices based on our new spot price models, and we have shown how the kernel function determines the Samuelson effect in our model. In addition, we have discussed option pricing based on transform-based methods.

An exploratory data analysis on electricity spot prices shows the potential our new approach has and more detailed empirical work is left for future research. Also, we plan to address the question of model estimation and inference. It will be important to study efficient estimation schemes for fully parametric specifications of *VM $\mathcal{L}\mathcal{V}$* - and, in particular, *LSS*-based models.

## Appendix: Proofs

**Proof of Proposition 3.** In order to prove the semimartingale conditions suppose for the moment that  $Y$  is a semimartingale, so that the stochastic differential of  $Y$  exists. Then, calculating formally, we find

$$\begin{aligned}
 dY_t &= g(0+)\omega_{t-}dL_t + \int_{-\infty}^t g'(t-s)\omega_{s-}dL_s dt + q(0+)a_t dt \\
 &+ \int_{-\infty}^t q'(t-s)a_s ds dt,
 \end{aligned}
 \tag{33}$$

which indicates that  $Y$  can be represented, for  $t \geq 0$ , as

$$Y_t = Y_0 + g(0+) \int_0^t \omega_{s-} d\bar{L}_s + \int_0^t A_s ds.
 \tag{34}$$

Clearly, under the conditions formulated in Proposition 3, the above integrals are well defined, and  $Y$ , defined by (15), is a semimartingale, and  $dY$  exists and satisfies equation (33). A direct rewrite now shows that (33) agrees with the defining equation (2) of  $Y$ , and we can then deduce that  $Y$  is a semimartingale.  $\square$

**Proof of Proposition 4.** The result follows directly from the representation (15) and from properties of the quadratic variation process, see, for example, Protter [58].  $\square$

**Proof of Proposition 5.** First, write

$$\int_{-\infty}^T G(T, s)\omega_{s-}dL_s = \int_{-\infty}^t G(T, s)\omega_{s-}dL_s + \int_t^T G(T, s)\omega_{s-}dL_s$$

and observe that the first integral on the right-hand side is  $\mathcal{F}_t$ -measurable. The result follows by using double conditioning, first with respect to the  $\sigma$ -algebra  $\mathcal{G}_T$  generated by the paths of  $\omega_s, s \leq T$  and  $\mathcal{F}_t$ , and next with respect to  $\mathcal{F}_t$ .  $\square$

**Proof of Proposition 6.** By the Girsanov change of measure, we have

$$\begin{aligned}
 \int_{-\infty}^T G(T, s)\omega_{s-}dB_s &= \int_{-\infty}^0 G(T, s)\omega_{s-}dB_s + \int_0^T G(T, s)\omega_{s-}dB_s \\
 &= \int_0^T G(T, s)\theta(s) ds + \int_{-\infty}^T G(T, s)\omega_{s-}dW_s,
 \end{aligned}$$

where we set  $B_s = W_s$  for  $s < 0$ . By following the argumentation in the proof of Proposition 5, we are led to calculate the expectation

$$\mathbb{E}_\eta \left[ \exp \left( \frac{1}{2} \int_t^T G^2(T, s)\omega_s^2 ds \right) \middle| \mathcal{F}_t \right].$$

But, by the stochastic Fubini theorem, see, for example, Barndorff-Nielsen and Basse-O'Connor [4],

$$\begin{aligned} & \int_t^T G^2(T, s) \int_{-\infty}^s i(s, v) dU_v ds \\ &= \int_t^T \int_{-\infty}^t G^2(T, s) i(s, v) dU_v ds + \int_t^T \int_t^s G^2(T, s) i(s, v) dU_v ds \\ &= \int_{-\infty}^t \int_t^T G^2(T, s) i(s, v) ds dU_v + \int_t^T \int_v^T G^2(T, s) i(s, v) ds dU_v. \end{aligned}$$

Using the adaptedness to  $\mathcal{F}_t$  of the first integral and the independence from  $\mathcal{F}_t$  of the second, we find the desired result. □

**Proof of Proposition 7.** If  $G(t, s) = g_1(t)g_2(s)$  it holds that

$$\int_{-\infty}^T G(T, s)\omega_{s-} dW_s = \frac{g_1(T)}{g_1(t)} \int_{-\infty}^t G(t, s)\omega_{s-} dW_s = \frac{g_1(T)}{g_1(t)} \bar{Y}_t.$$

Similarly, if  $i(t, s) = i_1(t)i_2(s)$ ,

$$\begin{aligned} \int_{-\infty}^t \int_t^T G^2(T, v) i(v, s) dv dU_s &= i_1^{-1}(t) \int_t^T G^2(T, v) i_1(v) dv \int_{-\infty}^t i(t, s) dU_s \\ &= i_1^{-1}(t) \int_t^T G^2(T, v) i_1(v) dv Z_t, \end{aligned}$$

and affinity holds in both the volatility and the spot price.

Opposite, to have affinity in  $\bar{Y}_t$  we must have that

$$\int_{-\infty}^t G(T, s)\omega_{s-} dW_s = \xi(T, t) \int_{-\infty}^t G(t, s)\omega_{s-} dW_s$$

for some function  $\xi(T, t)$ , which means that the ratio  $\xi(T, t) = G(T, s)/G(t, s)$  is independent of  $s$ .  $\xi(T, t)$  is differentiable in  $T$  as long as  $G$  is. Furthermore,  $\xi(T, T) = 1$  by definition. Thus, by first differentiating  $\xi$  with respect to  $T$  and next letting  $T = t$ , it holds that

$$G_T(t, s) = \xi_T(t, t)G(t, s),$$

where we use the notation  $G_T = \partial G/\partial T$  and  $\xi_T = \partial \xi/\partial T$  for the corresponding partial derivatives with respect to the first argument. Hence, we must have that

$$G(t, s) = G(s, s) \exp\left(\int_s^t \xi_T(u, u) du\right),$$

and the separation property holds.

Likewise, to have affinity in the volatility  $Z(t)$ , we must have that  $\int_t^T G^2(T, v)i(v, s) dv / i(t, s)$  must be independent of  $s$ . Denote the ratio by  $\xi(T, t)$ , and differentiate with respect to  $T$  to obtain

$$G^2(T, T)i(T, s) + 2 \int_t^T G(T, v)G_T(T, v)i(v, s) dv = \xi_T(T, t)i(t, s).$$

Hence,

$$i(T, s) = - \int_t^T I(T, v)i(v, s) dv + J(T, t)i(t, s)$$

for  $I(T, t) = 2G^{-2}(T, T)G(T, v)G_T(T, v)$  and  $J(T, t) = G^{-2}(T, T)\xi_T(T, t)$ . Differentiating with respect to  $T$ , and next letting  $T = t$  gives

$$i_T(t, s) = i(t, s)(J_T(t, t) - I(t, t)).$$

Whence,

$$i(t, s) = i(s, s) \exp\left(\int_s^t (J_T(v, v) - I(v, v)) dv\right),$$

and the separation property holds for  $i$ . The proposition is proved. □

**Proof of Proposition 8.** Let  $H_T(t, s) = \int_t^T G^2(T, v)i(v, s) dv$ . From Proposition 6, we have that

$$F_t(T) = \Theta(t, T) \exp\left(\int_{-\infty}^t G(T, s)\omega_{s-} dW_s + \frac{1}{2} \int_{-\infty}^t H_T(t, s) dU_s\right)$$

for a deterministic function  $\Theta(t, T)$  given by

$$\Theta(t, T) = \Lambda(T) \exp\left(\int_0^T G(T, s)\theta(s) ds + \int_t^T \phi_U^\eta\left(\frac{1}{2}H_T(v, v)\right) dv\right).$$

Note that the process  $M_T(t) \triangleq \int_{-\infty}^t G(T, s)\omega_{s-} dW_s$  is a (local)  $Q^{\theta, \eta}$ -martingale for  $t \leq T$ . Moreover, from the stochastic Fubini theorem it holds that

$$\int_{-\infty}^t H_T(t, s) dU_s = \int_{-\infty}^t H_T(s, s) dU_s + \int_{-\infty}^t \int_{-\infty}^u \frac{\partial H_T}{\partial u}(u, s) dU_s du,$$

where we note that  $\frac{\partial H_T}{\partial u}(u, s) = -G^2(T, u)i(u, s)$ . Hence,

$$\int_{-\infty}^t H_T(t, s) dU_s = \int_{-\infty}^t H_T(s, s) dU_s - \int_{-\infty}^t G^2(T, u)\omega_u^2 du.$$

The result is then a direct consequence of the Itô formula for semimartingales, see, for example, Protter [58]. □

**Proof of Proposition 9.** From Proposition 6, we know that we can write the forward price as

$$F_\tau(T) = \Theta(\tau, T) \exp\left(\int_{-\infty}^\tau G(T, s)\omega_{s-} dW_s + \int_{-\infty}^\tau \frac{1}{2}H_T(s, s) dU_s - \int_{-\infty}^\tau \frac{1}{2}G^2(T, s)\omega_s^2 ds\right).$$

Let now  $p(x) = f(\exp(x))$ , and suppose that  $p \in L^1(\mathbb{R})$ . Recall that  $p(x) = \frac{1}{2\pi} \int_{\mathbb{R}} \widehat{p}(y)e^{ixy} dy$ , with  $\widehat{p}(y)$  is the Fourier transform of  $p(x)$  defined by  $\widehat{p}(y) = \int_{\mathbb{R}} p(x)e^{-ixy} dx$ . Suppose that  $\widehat{p} \in L^1(\mathbb{R})$ . Hence, we find

$$\begin{aligned} f(F_\tau(T)) &= f(\exp(\ln(F_\tau(T)))) = p(\ln(F_\tau(T))) = \frac{1}{2\pi} \int_{\mathbb{R}} \widehat{p}(y)e^{iy \ln(F_\tau(T))} dy \\ &= \frac{1}{2\pi} \int_{\mathbb{R}} \widehat{p}(y)e^{iy \ln \Theta(\tau, T)} \exp\left(iy \left(\int_{-\infty}^\tau G(T, s)\omega_{s-} dW_s + \int_{-\infty}^\tau \frac{1}{2}H_T(s, s) dU_s - \frac{1}{2} \int_{-\infty}^\tau G^2(T, s)\omega_s^2 ds\right)\right) dy. \end{aligned}$$

Next, by commuting integration and expectation using dominated convergence and  $\mathcal{F}_t$ -adaptedness, we obtain

$$\begin{aligned} C_t &= e^{-r(\tau-t)} \frac{1}{2\pi} \int_{\mathbb{R}} \widehat{p}(y) \exp(iy \ln \Theta(\tau, T)) \\ &\quad \times \exp\left(iy \left(\int_{-\infty}^t G(T, s)\omega_{s-} dW_s + \int_{-\infty}^t \frac{1}{2}H_T(s, s) dU_s - \int_{-\infty}^t \frac{1}{2}G^2(T, s)\omega_s^2 ds\right)\right) \\ &\quad \times \mathbb{E}_Q \left[ \exp\left(iy \left(\int_t^\tau G(T, s)\omega_{s-} dW_s + \int_t^\tau \frac{1}{2}H_T(s, s) dU_s - \int_t^\tau \frac{1}{2}G^2(T, s)\omega_s^2 ds\right)\right) \middle| \mathcal{F}_t \right] dy, \end{aligned}$$

which holds by the stochastic Fubini theorem. Using the independent increment property of  $U$  and double conditioning, we reach

$$\begin{aligned} A &:= \mathbb{E}_Q \left[ \exp\left(iy \left(\int_t^\tau G(T, s)\omega_{s-} dW_s + \int_t^\tau \frac{1}{2}H_T(s, s) dU_s - \int_t^\tau \frac{1}{2}G^2(T, s)\omega_s^2 ds\right)\right) \middle| \mathcal{F}_t \right] \\ &= \mathbb{E}_\eta \left[ \exp\left(iy \int_t^\tau \frac{1}{2}H_T(s, s) dU_s - \frac{1}{2}y^2 \int_t^\tau G^2(T, s)\omega_s^2 ds - iy \int_t^\tau \frac{1}{2}G^2(T, s)\omega_s^2 ds\right) \middle| \mathcal{F}_t \right] \\ &= \mathbb{E}_\eta \left[ \exp\left(iy \int_t^\tau \frac{1}{2}H_T(s, s) dU_s + a \int_t^\tau G^2(T, s) \int_{-\infty}^s i(s, v) dU_v ds\right) \middle| \mathcal{F}_t \right], \end{aligned}$$

where we define  $a := a(y) := -\frac{1}{2}y^2 - \frac{1}{2}iy$ . Using the stochastic Fubini theorem again, we get

$$\begin{aligned}
 A &= \mathbb{E}_\eta \left[ \exp \left( iy \int_t^\tau \frac{1}{2} H_T(s, s) dU_s + a \int_{-\infty}^\tau \int_v^\tau G^2(T, s) i(s, v) ds dU_v \right) \middle| \mathcal{F}_t \right] \\
 &= \mathbb{E}_\eta \left[ \exp \left( \int_t^\tau iy \frac{1}{2} H_T(s, s) dU_s \right. \right. \\
 &\quad \left. \left. + a \int_{-\infty}^t \int_v^\tau G^2(T, s) i(s, v) ds dU_v + a \int_t^\tau \int_v^\tau G^2(T, s) i(s, v) ds dU_v \right) \middle| \mathcal{F}_t \right] \\
 &= \exp \left( a \int_{-\infty}^t \int_v^\tau G^2(T, s) i(s, v) ds dU_v \right) \\
 &\quad \times \mathbb{E}_\eta \left[ \exp \left( iy \int_t^\tau \frac{1}{2} H_T(s, s) dU_s + a \int_t^\tau \int_v^\tau G^2(T, s) i(s, v) ds dU_v \right) \middle| \mathcal{F}_t \right] \\
 &= \exp \left( a \int_{-\infty}^t \int_v^\tau G^2(T, s) i(s, v) ds dU_v \right) \\
 &\quad \times \mathbb{E}_\eta \left[ \exp \left( \int_t^\tau \left\{ iy \frac{1}{2} H_T(v, v) + a \int_v^\tau G^2(T, s) i(s, v) ds \right\} dU_v \right) \middle| \mathcal{F}_t \right].
 \end{aligned}$$

Altogether, we obtain

$$\begin{aligned}
 C_t &= e^{-r(\tau-t)} \frac{1}{2\pi} \int_{\mathbb{R}} \widehat{p}(y) \exp \left( iy \left( \ln \Theta(\tau, T) + \int_{-\infty}^t G(T, s) \omega_{s-} dW_s \right. \right. \\
 &\quad \left. \left. - \int_{-\infty}^t \frac{1}{2} G^2(T, s) \omega_s^2 ds \right) \right) \\
 &\quad \times \exp \left( \int_{-\infty}^t \left\{ iy \frac{1}{2} H_T(v, v) + a \int_v^\tau G^2(T, s) i(s, v) ds \right\} dU_v \right) \\
 &\quad \times \exp \left( \int_t^\tau \phi_U^\eta \left( iy \frac{1}{2} H_T(v, v) + a \int_v^\tau G^2(T, s) i(s, v) ds \right) dv \right) dy.
 \end{aligned}$$

The above expression can be further simplified by noting that

$$\begin{aligned}
 &iy \frac{1}{2} H_T(v, v) + a \int_v^\tau G^2(T, s) i(s, v) ds \\
 &= -\frac{1}{2}y^2 \int_v^\tau G^2(T, s) i(s, v) ds + iy \frac{1}{2} \left( \int_v^T G^2(T, s) i(s, v) ds - \int_v^\tau G^2(T, s) i(s, v) ds \right) \\
 &= -\frac{1}{2}y^2 \int_v^\tau G^2(T, s) i(s, v) ds + iy \frac{1}{2} \int_\tau^T G^2(T, s) i(s, v) ds =: h(T, \tau, v, y).
 \end{aligned}$$

Then

$$C_t = e^{-r(\tau-t)} \times \frac{1}{2\pi} \int_{\mathbb{R}} \widehat{p}(y) \exp\left(iy\left(\ln \Theta(\tau, T) + \int_{-\infty}^t G(T, s)\omega_{s-} dW_s - \int_{-\infty}^t \frac{1}{2}G^2(T, s)\omega_s^2 ds\right)\right) \times \exp\left(\int_{-\infty}^t h(T, \tau, v, y) dU_v\right) \exp\left(\int_t^{\tau} \phi_U^{\eta}(h(T, \tau, v, y)) dv\right) dy. \quad \square$$

**Proof of Proposition 10.** Observe that

$$\mathbb{E}_{\theta, \eta} \left[ \int_{-\infty}^T G(T, s)\omega_{s-} dL_s \mid \mathcal{F}_t \right] = (-i) \frac{d}{dx} \mathbb{E}_{\theta, \eta} \left[ \exp\left(ix \int_{-\infty}^T G(T, s)\omega_{s-} dL_s\right) \mid \mathcal{F}_t \right]_{x=0}.$$

We then proceed as in the proof of Proposition 5, and finally we perform the differentiation and let  $x = 0$ . □

**Proof of Proposition 11.** We have

$$g^2(t) = \frac{\bar{\lambda}^{-2\bar{\nu}-1}}{\Gamma(2\bar{\nu}-1)} t^{(2\bar{\nu}-1)-1} \exp(-\bar{\lambda}t) = \mathbf{g}(t; 2\bar{\nu}-1, \bar{\lambda}) = q(t),$$

which is a probability density and hence  $\int_0^{\infty} g^2(t) dt = 1$ . Now we derive the explicit formula for the autocorrelation function.

$$\int_0^{\infty} g(t+h)g(t) dt = \frac{\bar{\lambda}^{-2\bar{\nu}-1}}{\Gamma(2\bar{\nu}-1)} \exp\left(-\frac{\bar{\lambda}h}{2}\right) \int_0^{\infty} (t(t+h))^{\bar{\nu}-1} \exp(-\bar{\lambda}t) dt.$$

Note that according to Gradshteyn and Ryzhik [46], Formula 3.383.8

$$\int_0^{\infty} (t(t+h))^{\bar{\nu}-1} \exp(-\bar{\lambda}t) dt = \frac{1}{\sqrt{\pi}} \left(\frac{h}{\bar{\lambda}}\right)^{\bar{\nu}-1/2} \exp\left(\frac{\bar{\lambda}h}{2}\right) \Gamma(\bar{\nu}) K_{1/2-\bar{\nu}}\left(\frac{\bar{\lambda}h}{2}\right)$$

for  $|\arg(h)| < \pi$  and  $\text{Re}(\bar{\lambda}), \text{Re}(\bar{\nu}) > 0$ , where  $K_{\bar{\nu}}$  is the modified Bessel function of the third kind. Hence,

$$\begin{aligned} \int_0^{\infty} g(t+h)g(t) dt &= \frac{\bar{\lambda}^{-2\bar{\nu}-1}}{\Gamma(2\bar{\nu}-1)} \exp\left(-\frac{\bar{\lambda}h}{2}\right) \frac{1}{\sqrt{\pi}} \left(\frac{h}{\bar{\lambda}}\right)^{\bar{\nu}-1/2} \exp\left(\frac{\bar{\lambda}h}{2}\right) \Gamma(\bar{\nu}) K_{1/2-\bar{\nu}}\left(\frac{\bar{\lambda}h}{2}\right) \\ &= \frac{(\bar{\lambda}h)^{\bar{\nu}-1/2}}{\Gamma(2\bar{\nu}-1)} \frac{1}{\sqrt{\pi}} \Gamma(\bar{\nu}) K_{1/2-\bar{\nu}}\left(\frac{\bar{\lambda}h}{2}\right). \end{aligned}$$

Now we apply Gradshteyn and Ryzhik [46], Formula 8.335.1, to obtain

$$\Gamma(2\bar{\nu}-1) = \frac{2^{2\bar{\nu}-2}}{\sqrt{\pi}} \Gamma\left(\bar{\nu}-\frac{1}{2}\right) \Gamma(\bar{\nu}).$$

Then

$$\begin{aligned} \int_0^\infty g(t+h)g(t) dt &= \frac{(\bar{\lambda}h)^{\bar{\nu}-1/2}}{(2^{2\bar{\nu}-2}/\sqrt{\pi})\Gamma(\bar{\nu}-1/2)\Gamma(\bar{\nu})} \frac{1}{\sqrt{\pi}} \Gamma(\bar{\nu}) K_{1/2-\bar{\nu}}\left(\frac{\bar{\lambda}h}{2}\right) \\ &= \frac{(\bar{\lambda}h)^{\bar{\nu}-1/2}}{2^{2\bar{\nu}-2}\Gamma(\bar{\nu}-1/2)} K_{1/2-\bar{\nu}}\left(\frac{\bar{\lambda}h}{2}\right) \\ &= \frac{(\bar{\lambda}h)^{\bar{\nu}-1/2}}{2^{\bar{\nu}-1/2}2^{\bar{\nu}-3/2}\Gamma(\bar{\nu}-1/2)} K_{1/2-\bar{\nu}}\left(\frac{\bar{\lambda}h}{2}\right). \end{aligned}$$

Since  $K_{\bar{\nu}}(x) = K_{-\bar{\nu}}(x)$  according to Gradshteyn and Ryzhik [46], Formula 8.486.16, the result follows.  $\square$

## Acknowledgements

We would like to thank Andreas Basse-O'Connor and Jan Pedersen for helpful discussions and constructive comments. Also, we are grateful to the valuable comments by two anonymous referees and by the Editor. F.E. Benth is grateful for the financial support from the project "Energy Markets: Modelling, Optimization and Simulation (EMMOS)" funded by the Norwegian Research Council under grant eVita/205328. Financial support by the Center for Research in Econometric Analysis of Time Series, CREATES, funded by the Danish National Research Foundation is gratefully acknowledged by A.E.D. Veraart.

## References

- [1] Barndorff-Nielsen, O.E. (1977). Exponentially decreasing distributions for the logarithm of particle size. *Proc. R. Soc. Lond. Ser. A Math. Phys. Sci.* **353** 401–419.
- [2] Barndorff-Nielsen, O.E. (1978). Hyperbolic distributions and distributions on hyperbolae. *Scand. J. Stat.* **5** 151–157. [MR0509451](#)
- [3] Barndorff-Nielsen, O.E. (2011). Stationary infinitely divisible processes. *Braz. J. Probab. Stat.* **25** 294–322. [MR2832888](#)
- [4] Barndorff-Nielsen, O.E. and Basse-O'Connor, A. (2011). Quasi Ornstein–Uhlenbeck processes. *Bernoulli* **17** 916–941. [MR2817611](#)
- [5] Barndorff-Nielsen, O.E., Benth, F.E. and Veraart, A.E.D. (2010). Modelling electricity forward markets by ambit fields. CREATES Research Paper 2010–41, Aarhus Univ.
- [6] Barndorff-Nielsen, O.E., Benth, F.E. and Veraart, A.E.D. (2011). Ambit processes and stochastic partial differential equations. In *Advanced Mathematical Methods for Finance* (G. Di Nunno and B. Øksendal, eds.) 35–74. Heidelberg: Springer. [MR2752540](#)
- [7] Barndorff-Nielsen, O.E. and Halgreen, C. (1977). Infinite divisibility of the hyperbolic and generalized inverse Gaussian distributions. *Z. Wahrsch. Verw. Gebiete* **38** 309–311. [MR0436260](#)
- [8] Barndorff-Nielsen, O.E., Kent, J. and Sørensen, M. (1982). Normal variance-mean mixtures and  $z$  distributions. *Internat. Statist. Rev.* **50** 145–159. [MR0678296](#)
- [9] Barndorff-Nielsen, O.E. and Schmiegel, J. (2004). Spatio-temporal modeling based on Lévy processes, and its applications to turbulence. *Uspekhi Mat. Nauk* **59** 63–90. [MR2068843](#)



- [10] Barndorff-Nielsen, O.E. and Schmiegel, J. (2007). Ambit processes: With applications to turbulence and tumour growth. In *Stochastic Analysis and Applications*, (F.E. Benth, G. Di Nunno, T. Lindstrøm, B. Øksendal and T. Zhang, eds.). *Abel Symp.* **2** 93–124. Berlin: Springer. [MR2397785](#)
- [11] Barndorff-Nielsen, O.E. and Schmiegel, J. (2008). Time change, volatility, and turbulence. In *Mathematical Control Theory and Finance* (A. Sarychev, A. Shiryaev, M. Guerra and M. Grossinho, eds.) 29–53. Berlin: Springer. [MR2484103](#)
- [12] Barndorff-Nielsen, O.E. and Schmiegel, J. (2009). Brownian semistationary processes and volatility/intermittency. In *Advanced Financial Modelling*, (H. Albrecher, W. Runggaldier and W. Schachermeyer, eds.). *Radon Ser. Comput. Appl. Math.* **8** 1–25. Walter de Gruyter, Berlin. [MR2648456](#)
- [13] Barndorff-Nielsen, O.E. and Shephard, N. (2001). Non-Gaussian Ornstein–Uhlenbeck-based models and some of their uses in financial economics. *J. R. Stat. Soc. Ser. B Stat. Methodol.* **63** 167–241. [MR1841412](#)
- [14] Barndorff-Nielsen, O.E. and Shiryaev, A. (2010). *Change of Time and Change of Measure. Advanced Series on Statistical Science and Applied Probability* **13**. Hackensack, NJ: World Scientific Co. Pte. Ltd. [MR2779876](#)
- [15] Barndorff-Nielsen, O.E. and Stelzer, R. (2011). Multivariate supOU processes. *Ann. Appl. Probab.* **21** 140–182. [MR2759198](#)
- [16] Barndorff-Nielsen, O.E. and Stelzer, R. (2013). The multivariate SupOU stochastic volatility model. *Math. Finance* **23** 257–296.
- [17] Barndorff-Nielsen, O.E. and Veraart, A.E.D. (2012). Stochastic volatility of volatility and variance risk premia. *Journal of Financial Econometrics* **11** 1–46.
- [18] Basse, A. (2008). Gaussian moving averages and semimartingales. *Electron. J. Probab.* **13** 1140–1165. [MR2424990](#)
- [19] Basse, A. and Pedersen, J. (2009). Lévy driven moving averages and semimartingales. *Stochastic Process. Appl.* **119** 2970–2991. [MR2554035](#)
- [20] Basse-O’Connor, A., Graversen, S.E. and Pedersen, J. (2013). Stochastic integration on the real line. *Theory Probab. Appl.* To appear.
- [21] Bender, C. and Marquardt, T. (2009). Integrating volatility clustering into exponential Lévy models. *J. Appl. Probab.* **46** 609–628. [MR2560892](#)
- [22] Benth, F.E. (2011). The stochastic volatility model of Barndorff–Nielsen and Shephard in commodity markets. *Math. Finance* **21** 595–625. [MR2838577](#)
- [23] Benth, F.E., Härdle, W.K. and López Cabrera, B. (2011). Pricing of Asian temperature risk. In *Statistical Tools for Finance and Insurance* (P. Civek, W. Härdle and R. Weron, eds.) 163–199. Heidelberg: Springer. [MR2856922](#)
- [24] Benth, F.E., Kallsen, J. and Meyer-Brandis, T. (2007). A non-Gaussian Ornstein–Uhlenbeck process for electricity spot price modeling and derivatives pricing. *Appl. Math. Finance* **14** 153–169. [MR2323278](#)
- [25] Benth, F.E., Klüppelberg, C., Müller, G. and Vos, L. (2012). Forward pricing in electricity markets based on stable CARMA spot models. Unpublished manuscript.
- [26] Benth, F.E. and Vos, L. (2013). Cross-commodity spot price modeling with stochastic volatility and leverage for energy markets. *Adv. in Appl. Probab.* To appear.
- [27] Benth, F.E. and Šaltytė Benth, J. (2004). The normal inverse Gaussian distribution and spot price modelling in energy markets. *Int. J. Theor. Appl. Finance* **7** 177–192.
- [28] Benth, F.E. and Šaltytė Benth, J. (2009). Dynamic pricing of wind futures. *Energy Economics* **31** 16–24.
- [29] Benth, F.E., Šaltytė Benth, J. and Koekebakker, S. (2008). *Stochastic Modelling of Electricity and Related Markets. Advanced Series on Statistical Science and Applied Probability* **11**. Singapore: World Scientific.

- [30] Benth, F.E., Šaltytė Benth, J. and Koekebakker, S. (2007). Putting a price on temperature. *Scand. J. Stat.* **34** 746–767. [MR2396937](#)
- [31] Bjerksund, P., Rasmussen, H. and Stensland, G. (2000). Valuation and risk management in the nordic electricity market. Working paper, Institute of Finance and Management Science, Norwegian School of Economics and Business Administration.
- [32] Breymann, W. and Lüthi, D. (2010). ghy: A package on generalized hyperbolic distributions. Manual for the R package ghy.
- [33] Brockwell, P.J. (2001). Continuous-time ARMA processes. In *Stochastic Processes: Theory and Methods*, (D. Shanbhag and C. Rao, eds.). *Handbook of Statist.* **19** 249–276. Amsterdam: North-Holland. [MR1861726](#)
- [34] Brockwell, P.J. (2001). Lévy-driven CARMA processes. *Ann. Inst. Statist. Math.* **53** 113–124. [MR1820952](#)
- [35] Brockwell, P.J. (2004). Representations of continuous-time ARMA processes. *J. Appl. Probab.* **41A** 375–382. [MR2057587](#)
- [36] Brockwell, P.J., Davis, R.A. and Yang, Y. (2011). Estimation for non-negative Lévy-driven CARMA processes. *J. Bus. Econom. Statist.* **29** 250–259. [MR2807879](#)
- [37] Burger, M., Graeber, B. and Schindlmayr, G. (2007). *Managing Energy Risk: An Integrated View on Power and Other Energy Markets*. Chichester: Wiley Finance.
- [38] Burger, M., Klar, B., Mueller, A. and Schindlmayr, G. (2003). A spot market model for pricing derivatives in electricity markets. *Quant. Finance* **4** 109–122.
- [39] Carr, P. and Madan, D. (1998). Option valuation using the fast Fourier transform. *J. Comput. Finance* **2** 61–73.
- [40] Cartea, A. and Figueroa, M. (2005). Pricing in electricity markets: A mean reverting jump–diffusion model with seasonality. *Appl. Math. Finance* **12** 313–335.
- [41] Carverhill, A. (2003). An affine model of long maturity forward rates, with predictable risk premium. Working paper, School of Business, Univ. Hong Kong.
- [42] Delbaen, F. and Schachermayer, W. (1994). A general version of the fundamental theorem of asset pricing. *Math. Ann.* **300** 463–520. [MR1304434](#)
- [43] Duffie, D. (1992). *Dynamic Asset Pricing Theory*. Princeton: Princeton Univ. Press.
- [44] Folland, G.B. (1984). *Real Analysis: Modern Techniques and Their Applications. Pure and Applied Mathematics (New York)*. New York: Wiley. [MR0767633](#)
- [45] García, I., Klüppelberg, C. and Müller, G. (2011). Estimation of stable CARMA models with an application to electricity spot prices. *Stat. Model.* **11** 447–470. [MR2907838](#)
- [46] Gradshteyn, I.S. and Ryzhik, I.M. (2007). *Table of Integrals, Series, and Products*, 7th ed. Amsterdam: Elsevier/Academic Press. [MR2360010](#)
- [47] Guasoni, P., Rásonyi, M. and Schachermayer, W. (2008). Consistent price systems and face-lifting pricing under transaction costs. *Ann. Appl. Probab.* **18** 491–520. [MR2398764](#)
- [48] Halgreen, C. (1979). Self-decomposability of the generalized inverse Gaussian and hyperbolic distributions. *Z. Wahrsch. Verw. Gebiete* **47** 13–17. [MR0521527](#)
- [49] Härdle, W.K. and López Cabrera, B. (2012). The implied market price of weather risk. *Appl. Math. Finance* **19** 59–95. [MR2878510](#)
- [50] Hikspoors, S. and Jaimungal, S. (2008). Asymptotic pricing of commodity derivatives for stochastic volatility spot models. *Appl. Math. Finance* **15** 449–467.
- [51] Jurek, Z.J. and Vervaat, W. (1983). An integral representation for self-decomposable Banach space valued random variables. *Z. Wahrsch. Verw. Gebiete* **62** 247–262. [MR0688989](#)
- [52] Karatzas, I. and Shreve, S.E. (1991). *Brownian Motion and Stochastic Calculus*, 2nd ed. *Graduate Texts in Mathematics* **113**. New York: Springer. [MR1121940](#)

- [53] Klüppelberg, C., Meyer-Brandis, T. and Schmidt, A. (2010). Electricity spot price modelling with a view towards extreme spike risk. *Quant. Finance* **10** 963–974. [MR2738821](#)
- [54] Knight, F.B. (1992). *Foundations of the Prediction Process. Oxford Studies in Probability* **1**. New York: The Clarendon Press Oxford Univ. Press. [MR1168699](#)
- [55] Koopman, S.J., Ooms, M. and Carnero, M.A. (2007). Periodic seasonal Reg–ARFIMA–GARCH models for daily electricity prices. *J. Amer. Statist. Assoc.* **102** 477.
- [56] McNeil, A.J., Frey, R. and Embrechts, P. (2005). *Quantitative Risk Management: Concepts, Techniques and Tools. Princeton Series in Finance*. Princeton, NJ: Princeton Univ. Press. [MR2175089](#)
- [57] Pakkanen, M.S. (2011). Brownian semistationary processes and conditional full support. *Int. J. Theor. Appl. Finance* **14** 579–586. [MR2819842](#)
- [58] Protter, P.E. (2005). *Stochastic Integration and Differential Equations*, 2nd ed. *Stochastic Modelling and Applied Probability* **21**. Berlin: Springer. [MR2273672](#)
- [59] Rajput, B.S. and Rosiński, J. (1989). Spectral representations of infinitely divisible processes. *Probab. Theory Related Fields* **82** 451–487. [MR1001524](#)
- [60] Sato, K.i. (1999). *Lévy Processes and Infinitely Divisible Distributions. Cambridge Studies in Advanced Mathematics* **68**. Cambridge: Cambridge Univ. Press. [MR1739520](#)
- [61] Schachermayer, W. (2004). The fundamental theorem of asset pricing under proportional transaction costs in finite discrete time. *Math. Finance* **14** 19–48. [MR2030834](#)
- [62] Schwartz, E. (1997). The stochastic behavior of commodity prices: Implications for valuation and hedging. *J. Finance* **52** 923–973.
- [63] Shiryayev, A.N. (1999). *Essentials of Stochastic Finance: Facts, Models, Theory. Advanced Series on Statistical Science and Applied Probability* **3**. River Edge, NJ: World Scientific. [MR1695318](#)
- [64] Trolle, A. and Schwartz, E. (2009). Unspanned stochastic volatility and the pricing of commodity derivatives. *Review of Financial Studies* **22** 4423–4461.
- [65] Veraart, A.E.D. and Veraart, L.A.M. (2013). Modelling electricity day-ahead prices by multivariate Lévy semistationary processes. In *Quantitative Energy Finance* (F.E. Benth, V. Kholodnyi and P. Laurence, eds.). Vienna: Springer.

Received March 2010 and revised April 2012